

XXIII летние Сурдлимпийские игры
Самсун (Турция)
18-30.07.2017 г.

Medallists by event

As of FRI 28 JUL 2017 at 19:00

After 6 of 6 events

Event Name	Date	Medal	Name	NOC Code
Women Singles	FRI 28 JUL 2017	GOLD	WANG Meng	CHN
		SILVER	JEONG Seonhwa	KOR
		BRONZE	NAGAHARA Manami	JPN
Men Singles	FRI 28 JUL 2017	GOLD	TANG Kaifeng	CHN
		SILVER	KARPOV Artemy Mikhailovich	RUS
		BRONZE	GULOMZODA Shokhzod Khudodagi	RUS
Women Doubles	FRI 28 JUL 2017	GOLD	WANG Meng ZHANG Heng Yan	CHN
		SILVER	FAN Jung-Yu SHEN Yan-Ru	TPE
		BRONZE	JEONG Seonhwa LEE Soyeong	KOR
Men Doubles	FRI 28 JUL 2017	GOLD	MATTAYANUMAT Siriwat PUNYANGAM Ittikorn	THA
		SILVER	SEO Myeongsoo SHIN Hyunwoo	KOR
		BRONZE	ANTONOV Valery Valeryevich EFREMOV Mikhail	RUS
Mixed Doubles	FRI 28 JUL 2017	GOLD	KARPOV Artemy Mikhailovich SOBOLEVA Alena Igorevna	RUS
		SILVER	BOON Wei Ying FRANCIS TAN Heng Bock	MAS
		BRONZE	DING Yibo ZHANG Heng Yan	CHN

Medallists by event

As of FRI 28 JUL 2017 at 19:00

After 6 of 6 events

Event Name	Date	Medal	Name	NOC Code
Mixed Team	FRI 21 JUL 2017	GOLD	DING Yibo LU Guangyao TANG Kaifeng WANG Meng WANG Meng Xing WEN Yaodong YAO Dani ZHANG Heng Yan	
		SILVER	ANTONOV Valery Valeryevich DORMIDONTOVA Olga EFREMOV Mikhail GULOMZODA Shokhzod Khudodagi KARPOV Artemy Mikhailovich KHAKIMOVA Karina SHTAYGER Olga Andreevna SOBOLEVA Alena Igorevna	RUS
		BRONZE	CHEN Chung-I FAN Jung-Yu HSIEH Li-Chi HUANG Chen-Che HUANG Cheng-I SHEN Yan-Ru TU Wen-Hsuan YIN Shih-Rong	TPE

Daily Result Summary

WED 19 JUL 2017

Roun	Match Numb	Name	Seed	NOC Code		Name	Seed	NOC Code	Result	Duration (min)
MixedTeam - Women Single										
RR	WS1	**WANG Meng**		CHN	beat	KOLITSOVA Gabriela Dimitro		BUL	2-0 (21:15, 21:11)	12
RR	WS5	**KAYGIN Nalan**		TUR	beat	VENATALIA Suni		INA	2-1 (21:18, 19:21, 21:10)	27
RR	WS12	**NAGAHARA Manami**		JPN	beat	CHAN Wing Sum		HKG	2-0 (21:1, 21:5)	9
RR	WS1	**SHTAYGER Olga Andreevn**		RUS	beat	KOLITSOVA Gabriela Dimitro		BUL	2-0 (21:9, 21:5)	20
RR	WS10	**LEE Soyeong**		KOR	beat	CHORNA Anna		UKR	2-0 (21:5, 21:8)	
RR	WS8	**FAN Jung-Yu**		TPE	beat	NAGAHARA Manami		JPN	2-0 (21:16, 21:15)	16
MixedTeam - Women Double										
RR	WD1	**WANG M.\ZHANG H.**		CHN	beat	BOZEVA S.\KOLITSOVA G.		BUL	2-0 (21:7, 21:10)	20
RR	WD5	**ERGINCAN E.\ULUDAG G.**		TUR	beat	DZAKIA A.\VENATALIA S.		INA	2-0 (21:16, 21:12)	10
RR	WD12	**SHINADA C.\YOSHIDA M.**		JPN	beat	CHAN W.\CHAN Y.		HKG	2-0 (21:5, 21:0)	6
RR	WD1	**DORMIDONTOVA\KHAKIMO**		RUS	beat	BOZEVA S.\KOLITSOVA G.		BUL	2-0 (21:16, 21:16)	22
RR	WD10	**JEONG S.\LEE S.**		KOR	beat	CHORNA A.\HUBANOVA B.		UKR	2-0 (21:12, 21:8)	
RR	WD8	**FAN J.\SHEN Y.**		TPE	beat	YOSHIDA M.\SHINADA C.		JPN	2-0 (21:17, 21:15)	
MixedTeam - Mixed Double										
RR	XD5	**OZER K.\KAYGIN N.**		TUR	beat	DZAKIA A.\HERMAWAN A.		INA	2-1 (21:17, 19:21, 22:20)	24
RR	XD1	**DING Y.\ZHANG H.**		CHN	beat	GETOV L.\BOZEVA S.		BUL	2-0 (21:11, 21:12)	18
RR	XD12	**OHTA A.\NAGAHARA M.**		JPN	beat	TAM L.\CHAN Y.		HKG	2-0 (21:6, 21:3)	3
RR	XD1	**KARPOV A.\SOBOLEVA A.**		RUS	beat	BOZEVA S.\TYANKOV N.		BUL	2-0 (21:14, 21:10)	18
RR	XD10	**WOO J.\YU E.**		KOR	beat	KOVALENKO S.\HUBANOVA		UKR	2-0 (21:15, 21:12)	
RR	XD12	**CHEN C.\SHEN Y.**		TPE	beat	OHTA A.\NAGAHARA M.		JPN	2-0 (21:16, 21:14)	16
MixedTeam - Men Double										
RR	MD5	**HERMAWAN A.\SUSANTO E.**		INA	beat	OZER K.\URAL B.		TUR	2-0 (21:12, 21:10)	
RR	MD12	**KAKIUCHI K.\NUMAKURA M.**		JPN	beat	LAU C.\TAM L.		HKG	2-0 (21:11, 21:9)	3
RR	MD1	**LU G.\TANG K.**		CHN	beat	GETOV L.\TYANKOV N.		BUL	2-0 (21:14, 21:10)	24
RR	MD1	**ANTONOV V.\EFREMOV M.**		RUS	beat	GETOV L.\TYANKOV N.		BUL	2-0 (21:7, 21:16)	12
RR	MD10	**SHIN K.\SHIN H.**		KOR	beat	KOVALENKO S.\TAKALO P.		UKR	2-0 (21:18, 21:16)	
RR	MD8	**CHEN C.\HUANG C.**		TPE	beat	KAKIUCHI K.\NUMAKURA M.		JPN	2-0 (21:14, 21:17)	23
MixedTeam - Men Single										
RR	MS12	**KAKIUCHI Kohei**		JPN	beat	LAU Chun Hei		HKG	2-1 (16:21, 23:21, 21:13)	
RR	MS1	**TANG Kaifeng**		CHN	beat	TYANKOV Nikola Sashev		BUL	2-0 (21:7, 21:9)	13
RR	MS5	**SUSANTO Edi**		INA	beat	URAL Baris Mehmet		TUR	2-0 (21:9, 21:11)	10
RR	MS1	**GULOMZODA Shokhzod Kh**		RUS	beat	GETOV Lyudmil Krasimirov		BUL	2-0 (21:10, 21:10)	3
RR	MS10	**SEO Myeongsoo**		KOR	beat	DASHCHENKO Serhii		UKR	2-0 (21:10, 21:15)	
RR	MS8	**KAKIUCHI Kohei**		JPN	beat	HUANG Cheng-I		TPE	2-0 (21:13, 21:18)	

Daily Result Summary

THU 20 JUL 2017

Roun	Match Numb	Name	Seed	NOC Code		Name	Seed	NOC Code	Result	Duration (min)
MixedTeam - Women Single										
RR	WS12	**FAN Jung-Yu**		TPE	beat	CHAN Yeuk Lam		HKG	2-0 (21:3, 21:4)	6
RR	WS9	**WANG Meng**		CHN	beat	SHTAYGER Olga Andreevna		RUS	2-0 (21:15, 21:12)	19
QF	WS14	**FAN Jung-Yu**		TPE	beat	HOROBETS Ivanna		UKR	2-0 (21:4, 21:7)	16
QF	WS15	**SHTAYGER Olga Andreevn**		RUS	beat	JAYARATCHAGAN Jerlin		IND	2-0 (21:8, 21:7)	7
QF	WS16	**LEE Soyeong**		KOR	beat	NAGAHARA Manami		JPN	2-1 (21:15, 21:23, 21:19)	53
QF	WS13	WANG Meng		CHN	vs	ULUDAG Gizemnur		TUR		
MixedTeam - Mixed Double										
RR	XD12	**CHEN C.\SHEN Y.**		TPE	beat	CHAN W.\TAM L.		HKG	2-0 (21:5, 21:8)	6
RR	XD9	**KARPOV A.\SOBOLEVA A.**		RUS	beat	DING Y.\ZHANG H.		CHN	2-1 (21:16, 17:21, 21:12)	43
QF	XD13	**DING Y.\ZHANG H.**		CHN	beat	YILMAZ D.\ULUDAG G.		TUR	2-0 (21:6, 21:3)	7
QF	XD14	**CHEN C.\SHEN Y.**		TPE	beat	KOVALENKO S.\HUBANOVA		UKR	2-0 (21:13, 21:11)	10
QF	XD15	**KARPOV A.\SOBOLEVA A.**		RUS	beat	BHAKER R.\WAMBURKAR G		IND	2-0 (21:9, 21:13)	15
QF	XD16	**WOO J.\YU E.**		KOR	beat	KAKIUCHI K.\YOSHIDA M.		JPN	2-0 (21:12, 22:20)	26
MixedTeam - Women Double										
RR	WD12	**HSIEH L.\TU W.**		TPE	beat	CHAN W.\CHAN Y.		HKG	2-0 (21:2, 21:5)	10
RR	WD9	**WANG M.\ZHANG H.**		CHN	beat	KHAKIMOVA K.\SOBOLEVA		RUS	2-0 (21:17, 21:14)	30
QF	WD13	**WANG M.\ZHANG H.**		CHN	beat	KAYGIN N.\KUCUKSEVGILI		TUR	2-0 (21:6, 21:3)	18
QF	WD14	FAN J.\SHEN Y.		TPE	vs	CHORNA A.\HUBANOVA B.		UKR		
QF	WD15	KHAKIMOVA K.\SOBOLEVA		RUS	vs	U.V. N.\WAMBURKAR G.		IND		
QF	WD16	SHINADA C.\YOSHIDA M.		JPN	vs	JEONG S.\LEE S.		KOR		
MixedTeam - Men Single										
RR	MS12	**YIN Shih-Rong**		TPE	beat	LAU Chun Hei		HKG	2-1 (21:17, 14:21, 21:17)	44
RR	MS9	**TANG Kaifeng**		CHN	beat	GULOMZODA Shokhzod Khu		RUS	2-1 (21:14, 11:21, 21:14)	28
QF	MS14	**TAKALO Petro**		UKR	beat	HUANG Cheng-I		TPE	2-0 (21:15, 21:12)	28
QF	MS15	**GULOMZODA Shokhzod Kh**		RUS	beat	SHARMA Abhinav		IND	2-0 (21:13, 21:12)	18
QF	MS16	**SEO Myeongsoo**		KOR	beat	NUMAKURA Masaaki		JPN	2-0 (21:12, 21:13)	24
QF	MS13	TANG Kaifeng		CHN	vs	YILMAZ Dogukan		TUR		
MixedTeam - Men Double										
RR	MD12	**CHEN C.\HUANG C.**		TPE	beat	TAM L.\YUEN K.		HKG	2-0 (21:5, 21:5)	15
RR	MD9	**EFREMOV M.\KARPOV A.**		RUS	beat	LU G.\TANG K.		CHN	2-0 (21:16, 21:14)	23
QF	MD13	**LU G.\TANG K.**		CHN	beat	BAYGELDI H.\URAL B.		TUR	2-0 (21:13, 21:4)	17
QF	MD14	**CHEN C.\HUANG C.**		TPE	beat	KOVALENKO S.\TAKALO P.		UKR	2-1 (24:26, 21:18, 21:17)	6
QF	MD15	ANTONOV V.\EFREMOV M.		RUS	vs	DABOO J.\MAHESH M.		IND		
QF	MD16	KAKIUCHI K.\OHTA A.		JPN	vs	SEO M.\SHIN K.		KOR		

Daily Result Summary

FRI 21 JUL 2017

Roun	Match Numb	Name	Seed	NOC Code		Name	Seed	NOC Code	Result	Duration (min)
MixedTeam - Women Single										
SF	WS18	**LEE Soyeong**		KOR	beat	KHAKIMOVA Karina		RUS	2-0 (21:16, 21:12)	20
SF	WS17	**FAN Jung-Yu**		TPE	beat	WANG Meng Xing		CHN	2-0 (21:10, 21:12)	21
F	WS19	**WANG Meng**		CHN	beat	KHAKIMOVA Karina		RUS	2-0 (21:13, 21:12)	
F3	WS20	**SHEN Yan-Ru**		TPE	beat	YU Eun Kyung		KOR	2-0 (21:5, 21:5, 0:0)	10
MixedTeam - Mixed Double										
SF	XD18	**KARPOV A.\SOBOLEVA A.**		RUS	beat	WOO J.\LEE S.		KOR	2-1 (14:21, 21:18, 21:16)	41
SF	XD17	**DING Y.\ZHANG H.**		CHN	beat	CHEN C.\SHEN Y.		TPE	2-1 (22:24, 21:14, 21:18)	44
F	XD19	**KARPOV A.\SOBOLEVA A.**		RUS	beat	ZHANG H.\DING Y.		CHN	2-0 (23:21, 21:17)	11
F3	XD20	**CHEN C.\FAN J.**		TPE	beat	WOO J.\LEE S.		KOR	2-1 (21:14, 21:23, 21:14)	56
MixedTeam - Women Double										
SF	WD18	SHTAYGER O.\SOBOLEVA A		RUS	vs	JEONG S.\YU E.		KOR		
SF	WD17	WANG M.\ZHANG H.		CHN	vs	FAN J.\SHEN Y.		TPE		
F	WD19	**WANG M.\ZHANG H.**		CHN	beat	SHTAYGER O.\SOBOLEVA A		RUS	2-0 (21:15, 21:10)	26
F3	WD20	**FAN J.\SHEN Y.**		TPE	beat	JEONG S.\LEE S.		KOR	2-1 (12:21, 21:14, 21:11)	33
MixedTeam - Men Single										
SF	MS18	**GULOMZODA Shokhzod Kh**		RUS	beat	SEO Myeongsoo		KOR	2-0 (21:11, 21:13)	27
SF	MS17	**TANG Kaifeng**		CHN	beat	HUANG Cheng-I		TPE	2-0 (21:8, 21:10)	
F	MS19	**TANG Kaifeng**		CHN	beat	GULOMZODA Shokhzod Khu		RUS	2-0 (22:20, 21:16)	36
F3	MS20	**SEO Myeongsoo**		KOR	beat	YIN Shih-Rong		TPE	2-0 (21:5, 21:12)	21
MixedTeam - Men Double										
SF	MD18	**EFREMOV M.\KARPOV A.**		RUS	beat	SHIN K.\SHIN H.		KOR	2-1 (21:18, 17:21, 21:5)	48
SF	MD17	**LU G.\TANG K.**		CHN	beat	CHEN C.\HUANG C.		TPE	2-0 (21:16, 21:15)	27
F	MD19	**EFREMOV M.\KARPOV A.**		RUS	beat	DING Y.\LU G.		CHN	2-0 (21:16, 21:14)	25
F3	MD20	**SEO M.\SHIN H.**		KOR	beat	CHEN C.\HUANG C.		TPE	2-0 (21:13, 21:17)	17

LEGEND

MD Men's Doubles **MS** Men's Singles **WD** Women's Doubles **WS** Women's Singles **XD** MixedDoubles
XT MixedTeam

Report Created FRI 28 JUL 2017 17:08

Daily Result Summary

SUN 23 JUL 2017

Roun	Match Numb	Name	Seed	NOC Code		Name	Seed	NOC Code	Result	Duration (min)
Men's Doubles										
RR	MD1	**DA COSTA M.\DE FARIA G.**		BRA	beat	GORDON L.\HUYNH G.		CAN	2-0 (21:19, 21:19)	27
RR	MD11	**DOVYDAITIS T.\REZNIKAS I.**		LTU	beat	OZER K.\URAL B.		TUR	2-0 (21:13, 21:10)	15
RR	MD3	**BURIKE J.\WITTE O.**		GER	beat	MAHESH M.\DABOO J.		IND	2-1 (19:21, 24:22, 21:17)	39
RR	MD4	**KAKIUCHI K.\NUMAKURA M.**		JPN	beat	LE BLANC S.\ROUBIRA M.		FRA	2-1 (21:19, 17:21, 21:15)	
RR	MD5	**GETOV L.\TYANKOV N.**		BUL	beat	LAU C.\TAM L.		HKG	2-0 (21:9, 21:17)	23
RR	MD24	**GASPARUTTO A.\VALLEDO**		FRA	beat	HUANG C.\YIN S.		TPE	2-1 (12:21, 21:10, 21:15)	32
RR	MD25	**CHEN C.\HUANG C.**		TPE	beat	BAYGELDI H.\YILMAZ D.		TUR	2-0 (21:9, 21:9)	19
RR	MD17	**KOVALENKO S.\TAKALO P.**		UKR	beat	SANTOS D.\DOS SANTOS V.		BRA	2-0 (21:2, 21:6)	12
RR	MD18	**TANG K.\LU G.**		CHN	beat	SHARMA A.\BHAKER R.		IND	2-0 (21:8, 21:5)	20
Women's Singles										
RR	WS1	**YOSHIDA Mika**		JPN	beat	KOLITSOVA Gabriela Dimitro		BUL	2-0 (21:11, 21:11)	18
RR	WS2	**JAYARATCHAGAN Jerlin**		IND	beat	ROCHA Bruna Firmino		BRA	2-0 (21:4, 21:4)	14
RR	WS16	**YAO Dani**		CHN	beat	CHORNA Anna		UKR	2-0 (21:12, 21:9)	19
RR	WS30	**NAGAHARA Manami**		JPN	beat	ZYMANTAITE Vaiva		LTU	2-0 (21:9, 21:8)	16
RR	WS5	**LEE Soyeong**		KOR	beat	WAMBURKAR Gouravi		IND	2-0 (21:14, 21:11)	13
RR	WS19	**DORMIDONTOVA Olga**		RUS	beat	BOZEVA Silviya Arsova		BUL	2-0 (21:13, 21:8)	23
RR	WS7	**FOO Zu Tung**		MAS	beat	NALLURI Jayasri		IND	2-0 (21:12, 21:7)	23
RR	WS21	**PARK Gwanghui**		KOR	beat	ERGINCAN Esra Zeynep		TUR	2-0 (21:17, 21:15)	25
RR	WS9	**YU Eun Kyung**		KOR	beat	VENATALIA Suni		INA	2-0 (21:5, 21:5)	12
RR	WS10	**BOON Wei Ying**		MAS	beat	SHINADA Chihiro		JPN	2-0 (21:5, 21:18)	21
RR	WS37	**WANG Meng Xing**		CHN	beat	ULUDAG Gizemnur		TUR	2-0 (21:6, 21:11)	21
RR	WS25	**KAYGIN Nalan**		TUR	beat	CHAN Yeuk Lam		HKG	2-0 (21:13, 21:11)	10
RR	WS39	**WANG Meng**		CHN	beat	HUBANOVA Bohdana		UKR	2-0 (21:8, 21:6)	16
RR	WS40	**KUCUKSEVGILI Hale**		TUR	beat	CHAN Wing Sum		HKG	2-0 (21:7, 21:13)	7
Men's Singles										
RR	MS22	**CHEN Chung-I**		TPE	beat	DOS SANTOS Victor Eduard		BRA	2-0 (21:2, 21:5)	5
RR	MS2	**LU Guangyao**		CHN	beat	LE BLANC Simon		FRA	2-0 (21:17, 21:14)	26
RR	MS24	**SHARMA Abhinav**		IND	beat	HUANG Chen-Che		TPE	2-0 (21:11, 21:14)	20
RR	MS25	**URAL Baris Mehmet**		TUR	beat	DE FARIA Gabriel Hovelacqu		BRA	2-0 (21:6, 21:9)	15
RR	MS26	**WEN Yaodong**		CHN	beat	VASICEK Peter		SVK	2-1 (21:19, 14:21, 21:11)	40
RR	MS48	**PUNYANGAM Ittikorn**		THA	beat	NEHAR Taras		UKR	2-1 (21:15, 18:21, 21:9)	27
RR	MS28	**FRANCIS TAN Heng Bock**		MAS	beat	BURIKE Jan		GER	2-0 (21:9, 21:10)	19
RR	MS8	**TYANKOV Nikola Sashev**		BUL	beat	GORDON Lance		CAN	2-0 (21:14, 21:6)	20
RR	MS51	**DASHCHENKO Serhii**		UKR	beat	BAYGELDI Hasan		TUR	2-0 (21:1, 21:9)	14
RR	MS31	**DABOO Jehan Jamshed**		IND	beat	RAHMAN Fazal		PAK	2-0 (0:0, 0:0)	

Daily Result Summary

SUN 23 JUL 2017

Roun	Match Numb	Name	Seed	NOC Code		Name	Seed	NOC Code	Result	Duration (min)
RR	MS11	**YIN Shih-Rong**		TPE	beat	MAHESH Mahesh		IND	2-0 (21:16, 24:22)	10
RR	MS33	**NUMAKURA Masaaki**		JPN	beat	SANTOS Daniel de Resende		BRA	2-0 (21:10, 21:7)	20
RR	MS34	**MOHSENPOUR Masood**		IRI	beat	ZAHID Saqib Ali		PAK	2-0 (21:10, 21:7)	16
RR	MS56	**OHTA Ayumu**		JPN	beat	HUANG Cheng-I		TPE	2-1 (21:18, 5:21, 21:14)	34
RR	MS15	**GASPARUTTO Antoine**		FRA	beat	YUEN Ka Long		HKG	2-0 (21:4, 21:5)	
RR	MS37	**WOO Ji Soo**		KOR	beat	LAU Chun Hei		HKG	2-0 (21:13, 21:16)	21
RR	MS17	**GETOV Lyudmil Krasimirov**		BUL	beat	DAVIS Mitchell		AUS	2-0 (21:19, 21:13)	27
RR	MS60	**TAKALO Petro**		UKR	beat	YILMAZ Dogukan		TUR	2-0 (21:11, 21:17)	11
RR	MS61	**MATTAYANUMA Siriwat**		THA	beat	DOVYDAITIS Tomas		LTU	2-0 (21:10, 21:12)	25
RR	MS41	**ROUBIRA Mickael**		FRA	beat	OZER Kemal		TUR	2-1 (21:17, 16:21, 21:8)	41
RR	MS63	**VALLEDOR Xavier**		FRA	beat	TAM Long Ki Timothy		HKG	2-0 (21:3, 21:9)	15
RR	MS43	**SEO Myeongsoo**		KOR	beat	CHEN Chung-I		TPE	2-0 (21:9, 21:11)	17
RR	MS23	**KARPOV Artemy Mikhailovi**		RUS	beat	LU Guangyao		CHN	2-1 (17:21, 21:17, 21:19)	56
RR	MS45	**DAUSKURTAS Kazimieras**		LTU	beat	HUANG Chen-Che		TPE	2-0 (21:12, 21:19)	20
RR	MS4	**GULOMZODA Shokhzod Kh**		RUS	beat	DE FARIA Gabriel Hovelacqu		BRA	2-0 (21:6, 21:7)	7
RR	MS47	**SHIN Hyunwoo**		KOR	beat	VASICEK Peter		SVK	2-0 (21:17, 22:20)	24
RR	MS6	**EFREMOV Mikhail**		RUS	beat	PUNYANGAM Ittikorn		THA	2-0 (21:14, 21:8)	23
RR	MS7	**REZNIKAS Ignas**		LTU	beat	BURIKE Jan		GER	2-0 (21:12, 21:5)	16

Women's Doubles

RR	WD7	**YAO D.\WANG M.**		CHN	beat	YU E.\PARK G.		KOR	2-0 (21:19, 21:16)	22
RR	WD8	**KUCUKSEVGILI H.\ULUDAG**		TUR	beat	DE OLIVEIRA G.\ROCHA B.		BRA	2-0 (21:18, 21:17)	22
RR	WD15	**JEONG S.\LEE S.**		KOR	beat	TU W.\HSIEH L.		TPE	2-0 (21:11, 21:19)	21
RR	WD10	**FAN J.\SHEN Y.**		TPE	beat	JAYARATCHAGAN\WAMBU		IND	2-0 (21:14, 21:10)	21
RR	WD5	**DZAKIA A.\VENATALIA S.**		INA	beat	CHAN Y.\CHAN W.		HKG	2-0 (21:19, 21:6, 0:0)	17
RR	WD21	**DORMIDONTOVA\KHAKIMO**		RUS	beat	HUBANOVA B.\CHORNA A.		UKR	2-0 (21:15, 21:15)	10
RR	WD6	**BOON W.\FOO Z.**		MAS	beat	U.V. N.\NALLURI J.		IND	2-0 (21:4, 21:11)	19

MixedDoubles

RR	XD1	**DING Y.\ZHANG H.**		CHN	beat	SHIN H.\PARK G.		KOR	2-0 (21:11, 21:16)	24
RR	XD14	**NUMAKURA M.\SHINADA C.**		JPN	beat	TAKALO P.\CHORNA A.		UKR	2-1 (14:21, 21:11, 22:20)	37
RR	XD15	**YEO K.\FOO Z.**		MAS	beat	YILMAZ D.\ULUDAG G.		TUR	2-0 (21:16, 21:11)	18
RR	XD4	**HERMAWAN A.\DZAKIA A.**		INA	beat	SANTOS D.\ROCHA B.		BRA	2-0 (21:12, 21:12)	18
RR	XD29	**NEHAR T.\HOROBETS I.**		UKR	beat	URAL B.\ERGINCAN E.		TUR	2-0 (21:15, 21:14)	19
RR	XD6	**MAHESH M.\U.V. N.**		IND	beat	DA COSTA M.\DE OLIVEIRA		BRA	2-0 (21:16, 22:20)	19
RR	XD19	**KAKIUCHI K.\YOSHIDA M.**		JPN	beat	HUANG C.\TU W.		TPE	2-1 (17:21, 21:11, 21:17)	33
RR	XD20	**DABOO J.\NALLURI J.**		IND	beat	BAYGELDI H.\KUCUKSEVGI		TUR	2-0 (21:14, 21:15)	18
RR	XD21	**OZER K.\KAYGIN N.**		TUR	beat	TYANKOV N.\KOLITSOVA G.		BUL	2-0 (21:11, 21:16)	

Daily Result Summary

SUN 23 JUL 2017

Roun	Match Numb	Name	Seed	NOC Code		Name	Seed	NOC Code	Result	Duration (min)
RR	XD22	**WOO J.\LEE S.**		KOR	beat	WEN Y.\WANG M.		CHN	2-0 (22:20, 21:18)	29
RR	XD35	**YIN S.\HSIEH L.**		TPE	beat	LAU C.\CHAN Y.		HKG	2-0 (21:13, 21:14)	18
RR	XD37	**FRANCIS TAN H.\BOON W.**		MAS	beat	BHAKER R.\WAMBURKAR G		IND	2-0 (21:6, 21:12)	16
RR	XD42	**KOVALENKO S.\HUBANOVA**		UKR	beat	OHTA A.\NAGAHARA M.		JPN	2-1 (21:14, 13:21, 21:15)	30
RR	XD12	**GETOV L.\BOZEVA S.**		BUL	beat	SUSANTO E.\VENATALIA S.		INA	2-1 (21:16, 22:24, 21:19)	43

LEGEND

MD Men's Doubles **MS** Men's Singles **WD** Women's Doubles **WS** Women's Singles **XD** MixedDoubles
XT MixedTeam

Daily Result Summary

MON 24 JUL 2017

Roun	Match Numb	Name	Seed	NOC Code		Name	Seed	NOC Code	Result	Duration (min)
Men's Doubles										
RR	MD10	**ANTONOV V.\EFREMOV M.**		RUS	beat	DA COSTA M.\DE FARIA G.		BRA	2-0 (21:10, 21:12)	9
RR	MD20	**KARPOV A.\GULOMZODA S.**		RUS	beat	OZER K.\URAL B.		TUR	2-0 (21:13, 21:16)	20
RR	MD12	**SHIN K.\WOO J.**		KOR	beat	BURIKE J.\WITTE O.		GER	2-0 (21:8, 21:13)	19
RR	MD22	**SEO M.\SHIN H.**		KOR	beat	KAKIUCHI K.\NUMAKURA M.		JPN	2-0 (21:16, 21:18)	7
RR	MD23	**DASHCHENKO S.\NEHAR T.**		UKR	beat	LAU C.\TAM L.		HKG	2-0 (21:18, 21:15)	26
RR	MD6	**DING Y.\WEN Y.**		CHN	beat	GASPARUTTO A.\VALLEDO		FRA	2-1 (17:21, 21:15, 22:20)	
RR	MD7	**FRANCIS TAN H.\YEO K.**		MAS	beat	CHEN C.\HUANG C.		TPE	2-1 (21:10, 18:21, 25:23)	37
RR	MD8	**MATTAYANUMA S.\PUNYAN**		THA	beat	SANTOS D.\DOS SANTOS V.		BRA	2-0	
RR	MD9	**HERMAWAN A.\SUSANTO E.**		INA	beat	TANG K.\LU G.		CHN	2-1 (19:21, 21:18, 21:18)	15
Women's Singles										
RR	WS14	**FAN Jung-Yu**		TPE	beat	KOLITSOVA Gabriela Dimitro		BUL	2-0 (21:9, 21:9)	17
RR	WS28	**SHEN Yan-Ru**		TPE	beat	JAYARATCHAGAN Jerlin		IND	2-0 (21:14, 21:13)	22
RR	WS29	**JEONG Seonhwa**		KOR	beat	CHORNA Anna		UKR	2-0 (21:11, 21:8)	16
RR	WS4	**NEUDOLT Katrin**		AUT	beat	NAGAHARA Manami		JPN	2-0 (21:12, 21:15)	23
RR	WS31	**LEE Soyeong**		KOR	beat	SHTAYGER Olga Andreevna		RUS	2-0 (30:29, 22:20)	50
RR	WS6	**U.V. Neetu**		IND	beat	BOZEVA Silviya Arsova		BUL	2-0 (21:12, 21:11)	20
RR	WS33	**TU Wen-Hsuan**		TPE	beat	FOO Zu Tung		MAS	2-1 (23:25, 21:8, 21:17)	37
RR	WS34	**SOBOLEVA Alena Igorevna**		RUS	beat	ERGINCAN Esra Zeynep		TUR	2-0 (21:14, 21:5)	17
RR	WS22	**KHAKIMOVA Karina**		RUS	beat	VENATALIA Suni		INA	2-0 (21:4, 21:9)	16
RR	WS36	**BOON Wei Ying**		MAS	beat	HOROBETS Ivanna		UKR	2-0 (21:5, 21:3)	15
RR	WS24	**DE OLIVEIRA Geisa Vieira**		BRA	beat	ULUDAG Gizemnur		TUR	2-0 (21:9, 21:12)	22
RR	WS12	**HSIEH Li-Chi**		TPE	beat	CHAN Yeuk Lam		HKG	2-0 (21:16, 21:12)	20
RR	WS26	**WANG Meng**		CHN	beat	KUCUKSEVGILI Hale		TUR	2-0 (21:4, 21:7)	13
RR	WS41	**HUBANOVA Bohdana**		UKR	beat	CHAN Wing Sum		HKG	2-0 (21:5, 21:3)	15
Men's Singles										
RR	MS50	**SUSANTO Edi**		INA	beat	GORDON Lance		CAN	2-0 (21:6, 21:14)	18
RR	MS30	**DASHCHENKO Serhii**		UKR	beat	BHAKER Rohit		IND	2-1 (21:18, 11:21, 21:11)	31
RR	MS52	**SHIN Kyungduk**		KOR	beat	RAHMAN Fazal		PAK	2-0	
RR	MS32	**KOVALENKO Sergii**		UKR	beat	MAHESH Mahesh		IND	2-0 (21:19, 21:18)	32
RR	MS12	**DING Yibo**		CHN	beat	SANTOS Daniel de Resende		BRA	2-0 (21:7, 16:4)	19
RR	MS13	**KAKIUCHI Kohei**		JPN	beat	MOHSENPOUR Masood		IRI	2-0 (21:5, 21:18)	16
RR	MS14	**WITTE Oliver**		GER	beat	OHTA Ayumu		JPN	2-0 (21:6, 21:8)	17
RR	MS57	**ANTONOV Valery Valeryevi**		RUS	beat	YUEN Ka Long		HKG	2-0 (21:5, 21:4)	7
RR	MS58	**HERMAWAN Aditya**		INA	beat	WOO Ji Soo		KOR	2-1 (15:21, 21:18, 21:7)	45
RR	MS59	**GETOV Lyudmil Krasimirov**		BUL	beat	MUKUBESA Mukubesa		ZAM	2-0 (21:18, 21:9)	

Daily Result Summary

MON 24 JUL 2017

Roun	Match Numb	Name	Seed	NOC Code		Name	Seed	NOC Code	Result	Duration (min)
RR	MS39	**TAKALO Petro**		UKR	beat	DA COSTA Matheus Rocha		BRA	2-0 (21:6, 21:12)	18
RR	MS19	**DOVYDAITIS Tomas**		LTU	beat	HUYNH Gordon		CAN	2-0 (21:7, 21:6)	14
RR	MS62	**OZER Kemal**		TUR	beat	AHMAD Muhammad		PAK	2-0 (21:1, 21:3)	5
RR	MS42	**TANG Kaifeng**		CHN	beat	TAM Long Ki Timothy		HKG	2-0 (21:9, 21:12)	25
RR	MS1	**SEO Myeongsoo**		KOR	beat	DOS SANTOS Victor Eduard		BRA	2-0 (21:5, 21:3)	13
RR	MS44	**KARPOV Artemy Mikhailovi**		RUS	beat	LE BLANC Simon		FRA	2-0 (21:15, 21:19)	28
RR	MS3	**DAUSKURTAS Kazimieras**		LTU	beat	SHARMA Abhinav		IND	2-0 (21:15, 21:14)	27
RR	MS46	**GULOMZODA Shokhzod Kh**		RUS	beat	URAL Baris Mehmet		TUR	2-0 (21:14, 21:9)	12
RR	MS5	**SHIN Hyunwoo**		KOR	beat	WEN Yaodong		CHN	2-0 (21:13, 21:18)	25
RR	MS27	**EFREMOV Mikhail**		RUS	beat	NEHAR Taras		UKR	2-0 (21:12, 21:15)	24
RR	MS49	**REZNIKAS Ignas**		LTU	beat	FRANCIS TAN Heng Bock		MAS	2-1 (21:17, 15:21, 21:14)	34
RR	MS29	**SUSANTO Edi**		INA	beat	TYANKOV Nikola Sashev		BUL	2-0 (21:16, 21:16)	29
RR	MS9	**BHAKER Rohit**		IND	beat	BAYGELDI Hasan		TUR	2-0 (21:13, 7:0)	13
RR	MS10	**SHIN Kyungduk**		KOR	beat	DABOO Jehan Jamshed		IND	2-0 (21:13, 21:8)	23
RR	MS53	**KOVALENKO Sergii**		UKR	beat	YIN Shih-Rong		TPE	2-0 (21:11, 21:13)	24
RR	MS55	**KAKIUCHI Kohei**		JPN	beat	ZAHID Saqib Ali		PAK	2-0 (21:4, 21:7)	16
RR	MS35	**WITTE Oliver**		GER	beat	HUANG Cheng-I		TPE	2-0 (21:13, 21:13)	
RR	0154	**DING Yibo**		CHN	beat	NUMAKURA Masaaki		JPN	2-0 (21:12, 21:18)	14

Women's Doubles

RR	WD13	**YOSHIDA M.\SHINADA C.**		JPN	beat	YU E.\PARK G.		KOR	2-0 (23:21, 21:9)	24
RR	WD2	**WANG M.\ZHANG H.**		CHN	beat	DE OLIVEIRA G.\ROCHA B.		BRA	2-0 (21:7, 21:6)	16
RR	WD9	**BOZEVA S.\KOLITSOVA G.**		BUL	beat	TU W.\HSIEH L.		TPE	2-1 (19:21, 21:16, 21:12)	36
RR	WD16	**FAN J.\SHEN Y.**		TPE	beat	SOBOLEVA A.\SHTAYGER O		RUS	2-0 (21:13, 24:22)	24
RR	WD11	**KAYGIN N.\ERGINCAN E.**		TUR	beat	CHAN Y.\CHAN W.		HKG	2-0 (21:11, 21:12)	20
RR	WD19	**BOON W.\FOO Z.**		MAS	beat	DORMIDONTOVA\KHAKIMO		RUS	2-0 (21:6, 21:7)	18
RR	WD18	**HUBANOVA B.\CHORNA A.**		UKR	beat	U.V. N.\NALLURI J.		IND	2-0 (21:15, 21:13)	

MixedDoubles

RR	XD13	**DING Y.\ZHANG H.**		CHN	beat	KARPOV A.\SOBOLEVA A.		RUS	2-0 (22:20, 21:9)	28
RR	XD2	**GULOMZODA S.\SHTAYGER**		RUS	beat	NUMAKURA M.\SHINADA C.		JPN	2-0 (21:13, 21:9)	21
RR	003	**EFREMOV M.\KHAKIMOVA**		RUS	beat	YEO K.\FOO Z.		MAS	2-0 (21:12, 21:19)	19
RR	XD28	**SHIN K.\JEONG S.**		KOR	beat	HERMAWAN A.\DZAKIA A.		INA	2-0 (21:13, 21:11)	17
RR	XD5	**ANTONOV V.\DORMIDONTO**		RUS	beat	URAL B.\ERGINCAN E.		TUR	2-0 (21:13, 21:11)	13
RR	0030	**SEO M.\YU E.**		KOR	beat	MAHESH M.\U.V. N.		IND	2-0 (21:10, 21:7)	
RR	0031	**DOVYDAITIS T.\ZYMANTAIT**		LTU	beat	HUANG C.\TU W.		TPE	2-0 (21:18, 22:20)	18
RR	0032	**CHEN C.\SHEN Y.**		TPE	beat	BAYGELDI H.\KUCUKSEVGI		TUR	2-0	
RR	009	**SHARMA A.\JAYARATCHAG**		IND	beat	TYANKOV N.\KOLITSOVA G.		BUL	2-0 (21:16, 21:17)	22

Daily Result Summary

MON 24 JUL 2017

Roun	Match Numb	Name	Seed	NOC Code		Name	Seed	NOC Code	Result	Duration (min)
RR	0010	**WEN Y.\WANG M.**		CHN	beat	TAM L.\CHAN W.		HKG	2-0 (21:11, 21:4)	11
RR	0041	**FRANCIS TAN H.\BOON W.**		MAS	beat	YIN S.\HSIEH L.		TPE	2-0 (21:8, 21:13)	17
RR	0011	**BHAKER R.\WAMBURKAR G**		IND	beat	LAU C.\CHAN Y.		HKG	2-0 (21:10, 21:11)	15
RR	0024	**OHTA A.\NAGAHARA M.**		JPN	beat	GETOV L.\BOZEVA S.		BUL	2-0 (21:16, 22:20)	29
RR	0040	**KOVALENKO S.\HUBANOVA**		UKR	beat	SUSANTO E.\VENATALIA S.		INA	2-1 (22:24, 21:16, 21:9)	28

LEGEND

MD Men's Doubles **MS** Men's Singles **WD** Women's Doubles **WS** Women's Singles **XD** MixedDoubles
XT MixedTeam

Daily Result Summary

TUE 25 JUL 2017

Roun	Match Numb	Name	Seed	NOC Code		Name	Seed	NOC Code	Result	Duration (min)
Women's Singles										
RR	WS27	**FAN Jung-Yu**		TPE	beat	YOSHIDA Mika		JPN	2-0 (21:7, 21:10)	17
RR	WS15	**SHEN Yan-Ru**		TPE	beat	ROCHA Bruna Firmino		BRA	2-0 (21:3, 21:4)	
RR	WS3	**JEONG Seonhwa**		KOR	beat	YAO Dani		CHN	2-0 (21:18, 21:13)	22
RR	WS17	**NEUDOLT Katrin**		AUT	beat	ZYMANTAITE Vaiva		LTU	2-0 (21:12, 21:13)	25
RR	WS18	**SHTAYGER Olga Andreevn**		RUS	beat	WAMBURKAR Gouravi		IND	2-0 (21:14, 21:12)	22
RR	WS32	**DORMIDONTOVA Olga**		RUS	beat	U.V. Neetu		IND	2-0 (21:19, 21:9)	26
RR	WS20	**TU Wen-Hsuan**		TPE	beat	NALLURI Jayasri		IND	2-0 (21:12, 21:17)	25
RR	WS8	**SOBOLEVA Alena Igorevna**		RUS	beat	PARK Gwanghui		KOR	2-0 (21:12, 21:12)	25
RR	WS35	**KHAKIMOVA Karina**		RUS	beat	YU Eun Kyung		KOR	2-1 (21:14, 17:21, 21:9)	11
RR	WS23	**SHINADA Chihiro**		JPN	beat	HOROBETS Ivanna		UKR	2-0 (21:9, 21:13)	16
RR	WS11	**WANG Meng Xing**		CHN	beat	DE OLIVEIRA Geisa Vieira		BRA	2-0 (21:13, 21:9)	21
RR	WS38	**KAYGIN Nalan**		TUR	beat	HSIEH Li-Chi		TPE	2-0 (21:6, 21:13)	18
RR	WS42	**HUBANOVA Bohdana**		UKR	beat	KUCUKSEVGILI Hale		TUR	2-0 (21:13, 21:13)	21
RR	WS13	**WANG Meng**		CHN	beat	CHAN Wing Sum		HKG	2-0 (21:5, 21:3)	16
Men's Singles										
RR	MS36	**ANTONOV Valery Valeryevi**		RUS	beat	GASPARUTTO Antoine		FRA	2-0 (21:11, 21:11)	24
RR	MS16	**HERMAWAN Aditya**		INA	beat	LAU Chun Hei		HKG	2-1 (21:13, 17:21, 21:16)	39
RR	MS38	**DAVIS Mitchell**		AUS	beat	MUKUBESA Mukubesa		ZAM	2-0 (21:14, 15:13)	28
RR	MS18	**YILMAZ Dogukan**		TUR	beat	DA COSTA Matheus Rocha		BRA	2-1 (17:21, 21:15, 22:20)	33
RR	MS40	**MATTAYANUMAT Siriwat**		THA	beat	HUYNH Gordon		CAN	2-0 (21:5, 21:7)	24
RR	MS20	**ROUBIRA Mickael**		FRA	beat	AHMAD Muhammad		PAK	2-0 (21:5, 21:1)	8
RR	MS21	**TANG Kaifeng**		CHN	beat	VALLEDOR Xavier		FRA	2-0 (21:9, 21:12)	16
MixedDoubles										
RR	XD25	**KARPOV A.\SOBOLEVA A.**		RUS	beat	SHIN H.\PARK G.		KOR	2-0 (21:9, 23:21)	18
RR	XD26	**GULOMZODA S.\SHTAYGER**		RUS	beat	TAKALO P.\CHORNA A.		UKR	2-0 (21:16, 21:18)	12
RR	XD27	**EFREMOV M.\KHAKIMOVA**		RUS	beat	YILMAZ D.\ULUDAG G.		TUR	2-0 (21:7, 21:12)	12
RR	XD16	**SHIN K.\JEONG S.**		KOR	beat	SANTOS D.\ROCHA B.		BRA	2-0	
RR	XD17	**ANTONOV V.\DORMIDONTO**		RUS	beat	NEHAR T.\HOROBETS I.		UKR	2-0 (21:13, 22:20)	20
RR	XD18	**SEO M.\YU E.**		KOR	beat	DA COSTA M.\DE OLIVEIRA		BRA	2-0 (21:10, 21:7)	15
RR	XD7	**DOVYDAITIS T.\ZYMANTAIT**		LTU	beat	KAKIUCHI K.\YOSHIDA M.		JPN	2-1 (13:21, 21:19, 21:17)	37
RR	XD8	**CHEN C.\SHEN Y.**		TPE	beat	DABOO J.\NALLURI J.		IND	2-0 (21:10, 21:4)	15
RR	XD33	**SHARMA A.\JAYARATCHAG**		IND	beat	OZER K.\KAYGIN N.		TUR	2-1 (21:13, 18:21, 21:13)	33
RR	XD34	**WOO J.\LEE S.**		KOR	beat	TAM L.\CHAN W.		HKG	2-0 (21:7, 21:4)	14
RR	XD23	**FRANCIS TAN H.\BOON W.**		MAS	beat	LAU C.\CHAN Y.		HKG	2-0 (21:6, 21:11)	16
RR	XD39	**BHAKER R.\WAMBURKAR G**		IND	beat	YIN S.\HSIEH L.		TPE	2-0 (21:11, 21:18)	10

Daily Result Summary

TUE 25 JUL 2017

Roun	Match Numb	Name	Seed	NOC Code		Name	Seed	NOC Code	Result	Duration (min)
RR	XD36	**KOVALENKO S.\HUBANOVA**		UKR	beat	GETOV L.\BOZEVA S.		BUL	2-0 (21:10, 21:13)	22
RR	XD38	**OHTA A.\NAGAHARA M.**		JPN	beat	SUSANTO E.\VENATALIA S.		INA	2-0 (21:12, 21:7)	13
R32	0046	**OHTA A.\NAGAHARA M.**		JPN	beat	YEO K.\FOO Z.		MAS	2-0 (21:14, 21:10)	20
R32	0048	**FRANCIS TAN H.\BOON W.**		MAS	beat	MAHESH M.\U.V. N.		IND	2-0 (21:11, 21:9)	17
R32	0050	**NUMAKURA M.\SHINADA C.**		JPN	beat	WEN Y.\WANG M.		CHN	2-1 (25:23, 12:21, 21:19)	46
R32	0044	**SHARMA A.\JAYARATCHAG**		IND	beat	DABOO J.\NALLURI J.		IND	2-0 (21:12, 21:17)	17
R32	0053	**KOVALENKO S.\HUBANOVA**		UKR	beat	NEHAR T.\HOROBETS I.		UKR	2-1 (21:18, 12:21, 21:12)	32
R32	0055	**BHAKER R.\WAMBURKAR G**		IND	beat	HERMAWAN A.\DZAKIA A.		INA	2-0 (11:2)	
R32	0051	**KARPOV A.\SOBOLEVA A.**		RUS	beat	OZER K.\KAYGIN N.		TUR	2-0 (21:9, 21:12)	16
R32	0057	**WOO J.\LEE S.**		KOR	beat	KAKIUCHI K.\YOSHIDA M.		JPN	2-1 (15:21, 21:14, 21:17)	42

Men's Doubles

RR	MD19	**ANTONOV V.\EFREMOV M.**		RUS	beat	GORDON L.\HUYNH G.		CAN	2-0 (21:9, 21:8)	
RR	MD2	**KARPOV A.\GULOMZODA S.**		RUS	beat	DOVYDAITIS T.\REZNIKAS I.		LTU	2-0 (21:16, 21:17)	25
RR	MD21	**SHIN K.\WOO J.**		KOR	beat	MAHESH M.\DABOO J.		IND	2-0 (21:15, 21:8)	16
RR	MD13	**SEO M.\SHIN H.**		KOR	beat	LE BLANC S.\ROUBIRA M.		FRA	2-0 (21:10, 21:11)	19
RR	MD14	**DASHCHENKO S.\NEHAR T.**		UKR	beat	GETOV L.\TYANKOV N.		BUL	2-0 (21:14, 21:18)	23
RR	MD15	**DING Y.\WEN Y.**		CHN	beat	HUANG C.\YIN S.		TPE	2-0 (21:10, 21:18)	27
RR	MD16	**FRANCIS TAN H.\YEO K.**		MAS	beat	BAYGELDI H.\YILMAZ D.		TUR	2-0	
RR	MD26	**MATTAYANUMAT S.\PUNYA**		THA	beat	KOVALENKO S.\TAKALO P.		UKR	2-1 (21:19, 15:21, 21:13)	32
RR	MD27	**HERMAWAN A.\SUSANTO E.**		INA	beat	SHARMA A.\BHAKER R.		IND	2-1 (19:21, 21:15, 21:14)	37

Women's Doubles

RR	WD1	**YOSHIDA M.\SHINADA C.**		JPN	beat	YAO D.\WANG M.		CHN	2-0 (21:17, 21:19)	25
RR	WD14	**WANG M.\ZHANG H.**		CHN	beat	KUCUKSEVGILI H.\ULUDAG		TUR	2-0 (21:6, 21:4)	15
RR	WD3	**JEONG S.\LEE S.**		KOR	beat	BOZEVA S.\KOLITSOVA G.		BUL	2-0 (21:10, 21:13)	
RR	WD4	**SOBOLEVA A.\SHTAYGER**		RUS	beat	JAYARATCHAGAN\WAMBU		IND	2-0 (21:9, 21:10)	9
RR	WD17	**KAYGIN N.\ERGINCAN E.**		TUR	beat	DZAKIA A.\VENATALIA S.		INA	2-0 (21:14, 21:18)	
RR	WD20	**BOON W.\FOO Z.**		MAS	beat	HUBANOVA B.\CHORNA A.		UKR	2-0 (21:9, 21:14)	21
RR	WD12	**DORMIDONTOVA\KHAKIMO**		RUS	beat	U.V. N.\NALLURI J.		IND	2-0 (21:9, 21:9)	20

LEGEND

MD Men's Doubles **MS** Men's Singles **WD** Women's Doubles **WS** Women's Singles **XD** MixedDoubles
XT MixedTeam

Daily Result Summary

WED 26 JUL 2017

Roun	Match Numb	Name	Seed	NOC Code		Name	Seed	NOC Code	Result	Duration (min)
Men's Doubles										
R32	MD35	**DOVYDAITIS T.\REZNIKAS I.**		LTU	beat	BURIKE J.\WITTE O.		GER	2-0 (21:7, 21:18)	19
R32	MD36	**KAKIUCHI K.\NUMAKURA M.**		JPN	beat	DA COSTA M.\DE FARIA G.		BRA	2-0 (21:11, 21:6)	16
Women's Singles										
R32	WS44	**KHAKIMOVA Karina**		RUS	beat	PARK Gwanghui		KOR	2-0 (21:16, 21:13)	10
R32	WS46	**WANG Meng**		CHN	beat	YAO Dani		CHN	2-0 (21:19, 22:20)	14
R32	WS48	**WANG Meng Xing**		CHN	beat	U.V. Neetu		IND	2-0 (21:7, 21:10)	23
R32	WS49	**LEE Soyeong**		KOR	beat	SHINADA Chihiro		JPN	2-0 (21:14, 21:12)	
R32	WS50	**JAYARATCHAGAN Jerlin**		IND	beat	HSIEH Li-Chi		TPE	2-0 (21:7, 21:6)	12
R32	WS51	**YOSHIDA Mika**		JPN	beat	DE OLIVEIRA Geisa Vieira		BRA	2-0 (21:1, 21:3)	14
R32	WS52	**DORMIDONTOVA Olga**		RUS	beat	YU Eun Kyung		KOR	2-0 (21:17, 22:20)	32
R32	WS53	**SHTAYGER Olga Andreevn**		RUS	beat	KAYGIN Nalan		TUR	2-0 (21:9, 21:7)	24
R32	WS55	**NAGAHARA Manami**		JPN	beat	HUBANOVA Bohdana		UKR	2-0 (21:8, 21:8)	16
R32	WS57	**BOON Wei Ying**		MAS	beat	FOO Zu Tung		MAS	2-0 (21:11, 21:12)	18
Men's Singles										
R64	MS67	**YILMAZ Dogukan**		TUR	beat	TYANKOV Nikola Sashev		BUL	2-1 (21:15, 18:21, 21:9)	22
R64	MS71	**SHARMA Abhinav**		IND	beat	OHTA Ayumu		JPN	2-0 (21:8, 21:17)	18
R64	MS75	**PUNYANGAM Ittikorn**		THA	beat	WOO Ji Soo		KOR	2-1 (21:17, 15:21, 21:8)	33
R64	MS77	**VALLEDOR Xavier**		FRA	beat	DABOO Jehan Jamshed		IND	2-0 (21:17, 21:13)	25
R64	MS79	**LU Guangyao**		CHN	beat	MOHSENPOUR Masood		IRI	2-0 (22:20, 21:15)	30
R64	MS80	**CHEN Chung-I**		TPE	beat	YIN Shih-Rong		TPE	2-0 (21:15, 21:13)	12
R64	MS82	**BHAKER Rohit**		IND	beat	DOVYDAITIS Tomas		LTU	2-0 (21:19, 21:15)	11
R64	MS84	**WEN Yaodong**		CHN	beat	GASPARUTTO Antoine		FRA	2-0 (21:7, 21:15)	22
R64	MS88	**URAL Baris Mehmet**		TUR	beat	NUMAKURA Masaaki		JPN	2-1 (22:20, 15:21, 21:15)	36
R64	MS92	**FRANCIS TAN Heng Bock**		MAS	beat	DAVIS Mitchell		AUS	2-0 (21:12, 21:12)	19
R32	MS96	**SEO Myeongsoo**		KOR	beat	GETOV Lyudmil Krasimirov		BUL	2-0 (21:9, 21:2)	5
R32	MS97	**DASHCHENKO Serhii**		UKR	beat	YILMAZ Dogukan		TUR	2-0 (21:18, 21:6)	24
R32	MS98	**TANG Kaifeng**		CHN	beat	REZNIKAS Ignas		LTU	2-0 (21:19, 21:8)	24
R32	MS99	**KAKIUCHI Kohei**		JPN	beat	SHARMA Abhinav		IND	2-0 (21:19, 21:17)	19
R32	MS10	**GULOMZODA Shokhzod Kh**		RUS	beat	MATTAYANUMAT Siriwat		THA	2-0 (21:12, 30:29)	35
R32	MS10	**PUNYANGAM Ittikorn**		THA	beat	KOVALENKO Sergii		UKR	2-1 (21:11, 21:23, 21:15)	56
R32	MS10	**SHIN Hyunwoo**		KOR	beat	VALLEDOR Xavier		FRA	2-1 (21:18, 17:21, 21:19)	49
R32	MS10	**LU Guangyao**		CHN	beat	ANTONOV Valery Valeryevic		RUS	2-0 (24:22, 23:21)	31
R32	MS10	**CHEN Chung-I**		TPE	beat	HERMAWAN Aditya		INA	2-0 (11:6)	7
R32	MS10	**EFREMOV Mikhail**		RUS	beat	BHAKER Rohit		IND	2-0 (21:18, 21:10)	21
R32	MS10	**WEN Yaodong**		CHN	beat	DING Yibo		CHN	2-0 (22:20, 21:14)	21

Daily Result Summary

WED 26 JUL 2017

Roun	Match Numb	Name	Seed	NOC Code		Name	Seed	NOC Code	Result	Duration (min)
R32	MS10	**DAUSKURTAS Kazimieras**		LTU	beat	ROUBIRA Mickael		FRA	2-0 (21:15, 21:18)	23
R32	MS10	**WITTE Oliver**		GER	beat	URAL Baris Mehmet		TUR	2-0 (21:8, 21:9)	17
R32	MS10	**SUSANTO Edi**		INA	beat	OZER Kemal		TUR	2-1 (21:12, 16:21, 21:14)	29
R32	MS11	**SHIN Kyungduk**		KOR	beat	FRANCIS TAN Heng Bock		MAS	2-0 (21:15, 21:18)	25
R32	MS11	**KARPOV Artemy Mikhailovi**		RUS	beat	TAKALO Petro		UKR	2-0 (21:6, 21:15)	25

MixedDoubles

R16	XD59	**DING Y.\ZHANG H.**		CHN	beat	SHARMA A.\JAYARATCHAG		IND	2-0 (21:16, 21:9)	20
R16	XD60	**OHTA A.\NAGAHARA M.**		JPN	beat	DOVYDAITIS T.\ZYMANTAIT		LTU	2-0 (21:14, 21:9)	20
R16	XD61	**FRANCIS TAN H.\BOON W.**		MAS	beat	SHIN K.\JEONG S.		KOR	2-0 (21:18, 21:19)	28
R16	XD62	**NUMAKURA M.\SHINADA C.**		JPN	beat	ANTONOV V.\DORMIDONTO		RUS	2-0 (27:25, 21:18)	34
R16	XD63	**KARPOV A.\SOBOLEVA A.**		RUS	beat	SEO M.\YU E.		KOR	2-0 (21:14, 21:10)	24
R16	XD64	**EFREMOV M.\KHAKIMOVA**		RUS	beat	KOVALENKO S.\HUBANOVA		UKR	2-0 (21:17, 21:14)	23
R16	XD65	**CHEN C.\SHEN Y.**		TPE	beat	BHAKER R.\WAMBURKAR G		IND	2-0 (21:11, 21:12)	17
R16	XD66	**GULOMZODA S.\SHTAYGER**		RUS	beat	WOO J.\LEE S.		KOR	2-0 (21:17, 21:14)	

LEGEND

MD Men's Doubles **MS** Men's Singles **WD** Women's Doubles **WS** Women's Singles **XD** MixedDoubles
XT MixedTeam

Daily Result Summary

THU 27 JUL 2017

Roun	Match Numb	Name	Seed	NOC Code		Name	Seed	NOC Code	Result	Duration (min)
Women's Singles										
R16	WS59	**FAN Jung-Yu**		TPE	beat	KHAKIMOVA Karina		RUS	2-0 (21:12, 21:11)	20
R16	WS60	**WANG Meng**		CHN	beat	TU Wen-Hsuan		TPE	2-1 (21:13, 17:21, 21:15)	46
R16	WS61	**WANG Meng Xing**		CHN	beat	NEUDOLT Katrin		AUT	2-0 (21:16, 21:18)	30
R16	WS62	**LEE Soyeong**		KOR	beat	JAYARATCHAGAN Jerlin		IND	2-1 (14:21, 24:22, 21:10)	44
R16	WS63	**DORMIDONTOVA Olga**		RUS	beat	YOSHIDA Mika		JPN	2-1 (21:12, 18:21, 21:12)	37
R16	WS64	**JEONG Seonhwa**		KOR	beat	SHTAYGER Olga Andreevna		RUS	2-1 (21:16, 17:21, 21:14)	39
R16	WS65	**NAGAHARA Manami**		JPN	beat	SOBOLEVA Alena Igorevna		RUS	2-0 (21:14, 21:6)	20
R16	WS66	**BOON Wei Ying**		MAS	beat	SHEN Yan-Ru		TPE	2-0 (21:13, 21:15)	23
QF	WS67	**WANG Meng**		CHN	beat	FAN Jung-Yu		TPE	2-0 (21:19, 22:20)	32
QF	WS68	**WANG Meng Xing**		CHN	beat	LEE Soyeong		KOR	2-0 (21:15, 21:16)	26
QF	WS69	**JEONG Seonhwa**		KOR	beat	DORMIDONTOVA Olga		RUS	2-0 (21:8, 21:18)	29
QF	WS70	**NAGAHARA Manami**		JPN	beat	BOON Wei Ying		MAS	2-1 (9:21, 21:9, 21:19)	24
Women's Doubles										
R16	WD23	**DORMIDONTOVA\KHAKIMO**		RUS	beat	BOZEVA S.\KOLITSOVA G.		BUL	2-0 (21:11, 21:15)	24
R16	WD25	**KAYGIN N.\ERGINCAN E.**		TUR	beat	KUCUKSEVGILI H.\ULUDAG		TUR	2-1 (21:13, 23:25, 21:12)	34
R16	WD26	**BOON W.\FOO Z.**		MAS	beat	YAO D.\WANG M.		CHN	2-1 (21:17, 7:21, 21:14)	41
R16	WD28	**SOBOLEVA A.\SHTAYGER**		RUS	beat	DZAKIA A.\VENATALIA S.		INA	2-0 (21:6, 21:9)	15
QF	0230	**YOSHIDA M.\SHINADA C.**		JPN	beat	DORMIDONTOVA\KHAKIMO		RUS	2-1 (17:21, 21:18, 21:15)	46
QF	0231	**FAN J.\SHEN Y.**		TPE	beat	KAYGIN N.\ERGINCAN E.		TUR	2-0 (21:12, 21:9)	17
QF	0232	**JEONG S.\LEE S.**		KOR	beat	BOON W.\FOO Z.		MAS	2-0 (21:17, 21:15)	31
QF	0233	**WANG M.\ZHANG H.**		CHN	beat	SOBOLEVA A.\SHTAYGER O		RUS	2-0 (21:16, 21:12)	22
Men's Singles										
R16	MS11	**SEO Myeongsoo**		KOR	beat	DASHCHENKO Serhii		UKR	2-0 (21:15, 21:8)	11
R16	MS11	**TANG Kaifeng**		CHN	beat	KAKIUCHI Kohei		JPN	2-0 (21:16, 21:10)	25
R16	MS11	**GULOMZODA Shokhzod Kh**		RUS	beat	PUNYANGAM Ittikorn		THA	2-0 (21:11, 21:11)	
R16	MS11	**LU Guangyao**		CHN	beat	SHIN Hyunwoo		KOR	2-0 (21:11, 24:22)	26
R16	MS11	**EFREMOV Mikhail**		RUS	beat	CHEN Chung-I		TPE	2-0 (21:9, 22:20)	19
R16	MS11	**DAUSKURTAS Kazimieras**		LTU	beat	WEN Yaodong		CHN	2-1 (24:22, 16:21, 21:16)	49
R16	MS11	**SUSANTO Edi**		INA	beat	WITTE Oliver		GER	2-1 (21:15, 14:21, 21:18)	44
R16	MS11	**KARPOV Artemy Mikhailovi**		RUS	beat	SHIN Kyungduk		KOR	2-1 (21:15, 13:21, 21:10)	15
QF	MS12	**TANG Kaifeng**		CHN	beat	SEO Myeongsoo		KOR	2-1 (21:23, 21:13, 21:15)	
QF	MS12	**GULOMZODA Shokhzod Kh**		RUS	beat	LU Guangyao		CHN	2-0 (21:13, 21:13)	27
QF	MS12	**DAUSKURTAS Kazimieras**		LTU	beat	EFREMOV Mikhail		RUS	2-1 (21:17, 18:21, 21:17)	48
QF	MS12	**KARPOV Artemy Mikhailovi**		RUS	beat	SUSANTO Edi		INA	2-0 (21:14, 21:12)	32
Men's Doubles										

Daily Result Summary

THU 27 JUL 2017

Roun	Match Numb	Name	Seed	NOC Code		Name	Seed	NOC Code	Result	Duration (min)
R16	MD44	**ANTONOV V.\EFREMOV M.**		RUS	beat	HERMAWAN A.\SUSANTO E.		INA	2-0 (21:13, 21:15)	21
R16	MD45	**FRANCIS TAN H.\YEO K.**		MAS	beat	GASPARUTTO A.\VALLEDO		FRA	2-0 (21:14, 21:12)	19
R16	MD46	**SEO M.\SHIN H.**		KOR	beat	KOVALENKO S.\TAKALO P.		UKR	2-0 (21:14, 21:13)	16
R16	MD47	**DOVYDAITIS T.\REZNIKAS I.**		LTU	beat	DASHCHENKO S.\NEHAR T.		UKR	2-0 (21:6, 21:19)	27
R16	MD48	**DING Y.\WEN Y.**		CHN	beat	KAKIUCHI K.\NUMAKURA M.		JPN	2-1 (21:17, 15:21, 23:21)	45
R16	MD49	**CHEN C.\HUANG C.**		TPE	beat	SHIN K.\WOO J.		KOR	2-0 (21:17, 21:17)	26
R16	MD50	**MATTAYANUMAT S.\PUNYA**		THA	beat	GETOV L.\TYANKOV N.		BUL	2-0 (21:8, 21:12)	22
R16	MD51	**KARPOV A.\GULOMZODA S.**		RUS	beat	TANG K.\LU G.		CHN	2-0 (21:10, 21:17)	24
QF	0252	**ANTONOV V.\EFREMOV M.**		RUS	beat	FRANCIS TAN H.\YEO K.		MAS	2-0 (21:17, 21:19)	26
QF	0253	**SEO M.\SHIN H.**		KOR	beat	DOVYDAITIS T.\REZNIKAS I.		LTU	2-0 (21:19, 21:13)	27
QF	0254	**DING Y.\WEN Y.**		CHN	beat	CHEN C.\HUANG C.		TPE	2-0 (21:14, 21:15)	20
QF	0255	**MATTAYANUMAT S.\PUNYA**		THA	beat	KARPOV A.\GULOMZODA S.		RUS	2-0 (21:17, 21:10)	32

MixedDoubles

QF	XD67	**DING Y.\ZHANG H.**		CHN	beat	OHTA A.\NAGAHARA M.		JPN	2-0 (21:14, 21:16)	20
QF	XD68	**FRANCIS TAN H.\BOON W.**		MAS	beat	NUMAKURA M.\SHINADA C.		JPN	2-0 (21:16, 25:23)	31
QF	XD69	**KARPOV A.\SOBOLEVA A.**		RUS	beat	EFREMOV M.\KHAKIMOVA K		RUS	2-0 (21:11, 21:16)	20
QF	XD70	**CHEN C.\SHEN Y.**		TPE	beat	GULOMZODA S.\SHTAYGER		RUS	2-1 (21:14, 16:21, 21:15)	38

LEGEND

MD Men's Doubles **MS** Men's Singles **WD** Women's Doubles **WS** Women's Singles **XD** MixedDoubles
XT MixedTeam

Daily Result Summary

FRI 28 JUL 2017

Roun	Match Numb	Name	Seed	NOC Code		Name	Seed	NOC Code	Result	Duration (min)
Women's Singles										
SF	WS71	**WANG Meng**		CHN	beat	WANG Meng Xing		CHN	2-0 (21:10, 21:15)	22
SF	WS72	**JEONG Seonhwa**		KOR	beat	NAGAHARA Manami		JPN	2-1 (21:11, 16:21, 21:14)	34
F	WS73	**WANG Meng**		CHN	beat	JEONG Seonhwa		KOR	2-1 (19:21, 21:7, 21:11)	33
F3	WS74	**NAGAHARA Manami**		JPN	beat	WANG Meng Xing		CHN	2-1 (9:21, 21:11, 21:17)	30
Men's Singles										
SF	MS12	**TANG Kaifeng**		CHN	beat	GULOMZODA Shokhzod Khu		RUS	2-1 (19:21, 21:11, 21:19)	51
SF	MS12	**KARPOV Artemy Mikhailovi**		RUS	beat	DAUSKURTAS Kazimieras		LTU	2-0 (21:12, 21:8)	33
F	MS12	**TANG Kaifeng**		CHN	beat	KARPOV Artemy Mikhailovic		RUS	2-0 (21:9, 21:13)	15
F3	MS12	**GULOMZODA Shokhzod Kh**		RUS	beat	DAUSKURTAS Kazimieras		LTU	2-0 (21:17, 21:15)	31
MixedDoubles										
SF	XD72	**KARPOV A.\SOBOLEVA A.**		RUS	beat	CHEN C.\SHEN Y.		TPE	2-1 (17:21, 21:15, 22:20)	42
SF	XD71	**FRANCIS TAN H.\BOON W.**		MAS	beat	DING Y.\ZHANG H.		CHN	2-0 (21:16, 23:21)	23
F	XD73	**KARPOV A.\SOBOLEVA A.**		RUS	beat	FRANCIS TAN H.\BOON W.		MAS	2-0 (21:15, 21:12)	25
F3	XD74	**DING Y.\ZHANG H.**		CHN	beat	CHEN C.\SHEN Y.		TPE	2-0 (21:15, 21:17)	29
Men's Doubles										
SF	MD56	**SEO M.\SHIN H.**		KOR	beat	ANTONOV V.\EFREMOV M.		RUS	2-1 (21:17, 16:21, 21:14)	41
SF	MD57	**MATTAYANUMAT S.\PUNYA**		THA	beat	DING Y.\WEN Y.		CHN	2-0 (21:17, 21:14)	30
F	MD58	**MATTAYANUMAT S.\PUNYA**		THA	beat	SEO M.\SHIN H.		KOR	2-0 (22:20, 21:11)	25
F3	MD59	**ANTONOV V.\EFREMOV M.**		RUS	beat	DING Y.\WEN Y.		CHN	2-0 (21:13, 21:19)	22
Women's Doubles										
SF	WD34	**FAN J.\SHEN Y.**		TPE	beat	YOSHIDA M.\SHINADA C.		JPN	2-0 (21:17, 21:14)	31
SF	WD35	**WANG M.\ZHANG H.**		CHN	beat	JEONG S.\LEE S.		KOR	2-0 (21:9, 21:10)	23
F	WD36	**WANG M.\ZHANG H.**		CHN	beat	FAN J.\SHEN Y.		TPE	2-0 (21:11, 21:18)	30
F3	WD37	**JEONG S.\LEE S.**		KOR	beat	YOSHIDA M.\SHINADA C.		JPN	2-0 (21:14, 21:14)	31

LEGEND

MD Men's Doubles **MS** Men's Singles **WD** Women's Doubles **WS** Women's Singles **XD** MixedDoubles
XT MixedTeam

Report Created FRI 28 JUL 2017 19:00

Medallists

As of FRI 28 JUL 2017 at 18:06

Medal	Name	NOC
GOLD	TANG Kaifeng	CHN - China
SILVER	KARPOV Artemy Mikhailovich	RUS - Russia
BRONZE	GULOMZODA Shokhzod Khudodagi	RUS - Russia

Group Play Summary

As of TUE 25 JUL 2017 at 12:00

GROUP A

Date	Start Time	Match No	Name	NOC Code	Seed	Name	NOC Code	Score	Dur. (min)
MON 24 JUL 2017	15:45	MS1	DOS SANTOS Victor E	BRA		**SEO Myeongsoo**	KOR	0-2 (5:21, 3:21)	13min
SUN 23 JUL 2017	09:00	MS22	DOS SANTOS Victor E	BRA		**CHEN Chung-I**	TPE	0-2 (2:21, 5:21)	5min
SUN 23 JUL 2017	16:20	MS43	**SEO Myeongsoo**	KOR		CHEN Chung-I	TPE	2-0 (21:9, 21:11)	17min

Rank	Team	Seed	NOC	Matches			Games			Points		
				Played	Won	Lost	Won	Lost	Diff.	Won	Lost	Diff.
1	SEO Myeongsoo		KOR	2	2	0	4	0	+4	84	28	+56
2	CHEN Chung-I		TPE	2	1	1	2	2	0	62	49	+13
3	DOS SANTOS Victor E		BRA	2	0	2	0	4	-4	15	84	-69

GROUP B

Date	Start Time	Match No	Name	NOC Code	Seed	Name	NOC Code	Score	Dur. (min)
SUN 23 JUL 2017	09:00	MS2	**LU Guangyao**	CHN		LE BLANC Simon	FRA	2-0 (21:17, 21:14)	26min
SUN 23 JUL 2017	16:20	MS23	LU Guangyao	CHN		**KARPOV Artemy Mikha**	RUS	1-2 (21:17, 17:21, 19:21)	56min
MON 24 JUL 2017	15:45	MS44	LE BLANC Simon	FRA		**KARPOV Artemy Mikha**	RUS	0-2 (15:21, 19:21)	28min

Rank	Team	Seed	NOC	Matches			Games			Points		
				Played	Won	Lost	Won	Lost	Diff.	Won	Lost	Diff.
1	KARPOV Artemy Mikha		RUS	2	2	0	4	1	+3	101	91	+10
2	LU Guangyao		CHN	2	1	1	3	2	+1	99	90	+9
3	LE BLANC Simon		FRA	2	0	2	0	4	-4	65	84	-19

GROUP C

Date	Start Time	Match No	Name	NOC Code	Seed	Name	NOC Code	Score	Dur. (min)
MON 24 JUL 2017	15:45	MS3	SHARMA Abhinav	IND		**DAUSKURTAS Kazimier**	LTU	0-2 (15:21, 14:21)	27min
SUN 23 JUL 2017	09:00	MS24	**SHARMA Abhinav**	IND		HUANG Chen-Che	TPE	2-0 (21:11, 21:14)	20min
SUN 23 JUL 2017	16:55	MS45	**DAUSKURTAS Kazimier**	LTU		HUANG Chen-Che	TPE	2-0 (21:12, 21:19)	20min

Rank	Team	Seed	NOC	Matches			Games			Points		
				Played	Won	Lost	Won	Lost	Diff.	Won	Lost	Diff.
1	DAUSKURTAS Kazimier		LTU	2	2	0	4	0	+4	84	60	+24
2	SHARMA Abhinav		IND	2	1	1	2	2	0	71	67	+4
3	HUANG Chen-Che		TPE	2	0	2	0	4	-4	56	84	-28

GROUP D

Date	Start Time	Match No	Name	NOC Code	Seed	Name	NOC Code	Score	Dur. (min)
SUN 23 JUL 2017	16:55	MS4	DE FARIA Gabriel Ho	BRA		**GULOMZODA Shokhzod**	RUS	0-2 (6:21, 7:21)	7min
SUN 23 JUL 2017	09:00	MS25	DE FARIA Gabriel Ho	BRA		**URAL Baris Mehmet**	TUR	0-2 (6:21, 9:21)	15min
MON 24 JUL 2017	15:45	MS46	**GULOMZODA Shokhzod**	RUS		URAL Baris Mehmet	TUR	2-0 (21:14, 21:9)	12min

Rank	Team	Seed	NOC	Matches			Games			Points		
				Played	Won	Lost	Won	Lost	Diff.	Won	Lost	Diff.
1	GULOMZODA Shokhzod		RUS	2	2	0	4	0	+4	84	36	+48
2	URAL Baris Mehmet		TUR	2	1	1	2	2	0	65	57	+8
3	DE FARIA Gabriel Ho		BRA	2	0	2	0	4	-4	28	84	-56

Group Play Summary

As of TUE 25 JUL 2017 at 12:00

GROUP E

Date	Start Time	Match No	Name	NOC Code	Seed	Name	NOC Code	Score	Dur. (min)
MON 24 JUL 2017	16:20	MS5	WEN Yaodong	CHN		**SHIN Hyunwoo**	KOR	0-2 (13:21, 18:21)	25min
SUN 23 JUL 2017	09:00	MS26	**WEN Yaodong**	CHN		VASICEK Peter	SVK	2-1 (21:19, 14:21, 21:11)	40min
SUN 23 JUL 2017	16:55	MS47	**SHIN Hyunwoo**	KOR		VASICEK Peter	SVK	2-0 (21:17, 22:20)	24min

Rank	Team	Seed	NOC	Matches			Games			Points		
				Played	Won	Lost	Won	Lost	Diff.	Won	Lost	Diff.
1	SHIN Hyunwoo		KOR	2	2	0	4	0	+4	85	68	+17
2	WEN Yaodong		CHN	2	1	1	2	3	-1	87	93	-6
3	VASICEK Peter		SVK	2	0	2	1	4	-3	88	99	-11

GROUP F

Date	Start Time	Match No	Name	NOC Code	Seed	Name	NOC Code	Score	Dur. (min)
SUN 23 JUL 2017	16:55	MS6	**EFREMOV Mikhail**	RUS		PUNYANGAM Ittikorn	THA	2-0 (21:14, 21:8)	23min
MON 24 JUL 2017	16:20	MS27	**EFREMOV Mikhail**	RUS		NEHAR Taras	UKR	2-0 (21:12, 21:15)	24min
SUN 23 JUL 2017	09:35	MS48	**PUNYANGAM Ittikorn**	THA		NEHAR Taras	UKR	2-1 (21:15, 18:21, 21:9)	27min

Rank	Team	Seed	NOC	Matches			Games			Points		
				Played	Won	Lost	Won	Lost	Diff.	Won	Lost	Diff.
1	EFREMOV Mikhail		RUS	2	2	0	4	0	+4	84	49	+35
2	PUNYANGAM Ittikorn		THA	2	1	1	2	3	-1	82	87	-5
3	NEHAR Taras		UKR	2	0	2	1	4	-3	72	102	-30

GROUP G

Date	Start Time	Match No	Name	NOC Code	Seed	Name	NOC Code	Score	Dur. (min)
SUN 23 JUL 2017	16:55	MS7	BURIKE Jan	GER		**REZNIKAS Ignas**	LTU	0-2 (12:21, 5:21)	16min
SUN 23 JUL 2017	09:35	MS28	BURIKE Jan	GER		**FRANCIS TAN Heng Bo**	MAS	0-2 (9:21, 10:21)	19min
MON 24 JUL 2017	16:20	MS49	**REZNIKAS Ignas**	LTU		FRANCIS TAN Heng Bo	MAS	2-1 (21:17, 15:21, 21:14)	34min

Rank	Team	Seed	NOC	Matches			Games			Points		
				Played	Won	Lost	Won	Lost	Diff.	Won	Lost	Diff.
1	REZNIKAS Ignas		LTU	2	2	0	4	1	+3	99	69	+30
2	FRANCIS TAN Heng Bo		MAS	2	1	1	3	2	+1	94	76	+18
3	BURIKE Jan		GER	2	0	2	0	4	-4	36	84	-48

GROUP H

Date	Start Time	Match No	Name	NOC Code	Seed	Name	NOC Code	Score	Dur. (min)
SUN 23 JUL 2017	09:35	MS8	**TYANKOV Nikola Sash**	BUL		GORDON Lance	CAN	2-0 (21:14, 21:6)	20min
MON 24 JUL 2017	16:20	MS29	TYANKOV Nikola Sash	BUL		**SUSANTO Edi**	INA	0-2 (16:21, 16:21)	29min
MON 24 JUL 2017	09:00	MS50	GORDON Lance	CAN		**SUSANTO Edi**	INA	0-2 (6:21, 14:21)	18min

Rank	Team	Seed	NOC	Matches			Games			Points		
				Played	Won	Lost	Won	Lost	Diff.	Won	Lost	Diff.
1	SUSANTO Edi		INA	2	2	0	4	0	+4	84	52	+32
2	TYANKOV Nikola Sash		BUL	2	1	1	2	2	0	74	62	+12
3	GORDON Lance		CAN	2	0	2	0	4	-4	40	84	-44

Group Play Summary

As of TUE 25 JUL 2017 at 12:00

GROUP I

Date	Start Time	Match No	Name	NOC Code	Seed	Name	NOC Code	Score	Dur. (min)
MON 24 JUL 2017	16:20	MS9	**BHAKER Rohit**	IND		BAYGELDI Hasan	TUR	2-0 (21:13, 7:0)	13min
MON 24 JUL 2017	09:00	MS30	BHAKER Rohit	IND		**DASHCHENKO Serhii**	UKR	1-2 (18:21, 21:11, 11:21)	31min
SUN 23 JUL 2017	09:35	MS51	BAYGELDI Hasan	TUR		**DASHCHENKO Serhii**	UKR	0-2 (1:21, 9:21)	14min

Rank	Team	Seed	NOC	Matches			Games			Points		
				Played	Won	Lost	Won	Lost	Diff.	Won	Lost	Diff.
1	DASHCHENKO Serhii		UKR	2	2	0	4	1	+3	95	60	+35
2	BHAKER Rohit		IND	2	1	1	3	2	+1	78	66	+12
3	BAYGELDI Hasan		TUR	2	0	2	0	4	-4	23	70	-47

GROUP J

Date	Start Time	Match No	Name	NOC Code	Seed	Name	NOC Code	Score	Dur. (min)
MON 24 JUL 2017	16:55	MS10	DABOO Jehan Jamshed	IND		**SHIN Kyungduk**	KOR	0-2 (13:21, 8:21)	23min
SUN 23 JUL 2017	09:35	MS31	**DABOO Jehan Jamshed**	IND		RAHMAN Fazal	PAK	2-0 (0:0, 0:0)	
MON 24 JUL 2017	09:00	MS52	**SHIN Kyungduk**	KOR		RAHMAN Fazal	PAK	2-0	

Rank	Team	Seed	NOC	Matches			Games			Points		
				Played	Won	Lost	Won	Lost	Diff.	Won	Lost	Diff.
1	SHIN Kyungduk		KOR	2	2	0	2	0	+2	42	21	+21
2	DABOO Jehan Jamshed		IND	2	1	1	0	2	-2	21	42	-21
3	RAHMAN Fazal		PAK	2	0	2	0	0	0	0	0	0

GROUP K

Date	Start Time	Match No	Name	NOC Code	Seed	Name	NOC Code	Score	Dur. (min)
SUN 23 JUL 2017	10:10	MS11	MAHESH Mahesh	IND		**YIN Shih-Rong**	TPE	0-2 (16:21, 22:24)	10min
MON 24 JUL 2017	09:00	MS32	MAHESH Mahesh	IND		**KOVALENKO Sergii**	UKR	0-2 (19:21, 18:21)	32min
MON 24 JUL 2017	16:55	MS53	YIN Shih-Rong	TPE		**KOVALENKO Sergii**	UKR	0-2 (11:21, 13:21)	24min

Rank	Team	Seed	NOC	Matches			Games			Points		
				Played	Won	Lost	Won	Lost	Diff.	Won	Lost	Diff.
1	KOVALENKO Sergii		UKR	2	2	0	4	0	+4	84	61	+23
2	YIN Shih-Rong		TPE	2	1	1	2	2	0	69	80	-11
3	MAHESH Mahesh		IND	2	0	2	0	4	-4	75	87	-12

GROUP L

Date	Start Time	Match No	Name	NOC Code	Seed	Name	NOC Code	Score	Dur. (min)
MON 24 JUL 2017	09:00	MS12	SANTOS Daniel de Re	BRA		**DING Yibo**	CHN	0-2 (7:21, 4:16)	19min
SUN 23 JUL 2017	10:10	MS33	SANTOS Daniel de Re	BRA		**NUMAKURA Masaaki**	JPN	0-2 (10:21, 7:21)	20min
MON 24 JUL 2017	18:40	MS54	**DING Yibo**	CHN		NUMAKURA Masaaki	JPN	2-0 (21:12, 21:18)	14min

Rank	Team	Seed	NOC	Matches			Games			Points		
				Played	Won	Lost	Won	Lost	Diff.	Won	Lost	Diff.
1	DING Yibo		CHN	2	2	0	4	0	+4	79	41	+38
2	NUMAKURA Masaaki		JPN	2	1	1	2	2	0	72	59	+13
3	SANTOS Daniel de Re		BRA	2	0	2	0	4	-4	28	79	-51

Group Play Summary

As of TUE 25 JUL 2017 at 12:00

GROUP M

Date	Start Time	Match No	Name	NOC Code	Seed	Name	NOC Code	Score	Dur. (min)
MON 24 JUL 2017	09:35	MS13	MOHSENPOUR Masood	IRI		**KAKIUCHI Kohei**	JPN	0-2 (5:21, 18:21)	16min
SUN 23 JUL 2017	10:10	MS34	**MOHSENPOUR Masood**	IRI		ZAHID Saqib Ali	PAK	2-0 (21:10, 21:7)	16min
MON 24 JUL 2017	16:55	MS55	**KAKIUCHI Kohei**	JPN		ZAHID Saqib Ali	PAK	2-0 (21:4, 21:7)	16min

Rank	Team	Seed	NOC	Matches			Games			Points		
				Played	Won	Lost	Won	Lost	Diff.	Won	Lost	Diff.
1	KAKIUCHI Kohei		JPN	2	2	0	4	0	+4	84	34	+50
2	MOHSENPOUR Masood		IRI	2	1	1	2	2	0	65	59	+6
3	ZAHID Saqib Ali		PAK	2	0	2	0	4	-4	28	84	-56

GROUP N

Date	Start Time	Match No	Name	NOC Code	Seed	Name	NOC Code	Score	Dur. (min)
MON 24 JUL 2017	09:35	MS14	**WITTE Oliver**	GER		OHTA Ayumu	JPN	2-0 (21:6, 21:8)	17min
MON 24 JUL 2017	16:55	MS35	**WITTE Oliver**	GER		HUANG Cheng-I	TPE	2-0 (21:13, 21:13)	
SUN 23 JUL 2017	10:10	MS56	**OHTA Ayumu**	JPN		HUANG Cheng-I	TPE	2-1 (21:18, 5:21, 21:14)	34min

Rank	Team	Seed	NOC	Matches			Games			Points		
				Played	Won	Lost	Won	Lost	Diff.	Won	Lost	Diff.
1	WITTE Oliver		GER	2	2	0	4	0	+4	84	40	+44
2	OHTA Ayumu		JPN	2	1	1	2	3	-1	61	95	-34
3	HUANG Cheng-I		TPE	2	0	2	1	4	-3	79	89	-10

GROUP O

Date	Start Time	Match No	Name	NOC Code	Seed	Name	NOC Code	Score	Dur. (min)
SUN 23 JUL 2017	10:10	MS15	**GASPARUTTO Antoine**	FRA		YUEN Ka Long	HKG	2-0 (21:4, 21:5)	
TUE 25 JUL 2017	10:50	0136	GASPARUTTO Antoine	FRA		**ANTONOV Valery Vale**	RUS	0-2 (11:21, 11:21)	24min
MON 24 JUL 2017	09:35	MS57	YUEN Ka Long	HKG		**ANTONOV Valery Vale**	RUS	0-2 (5:21, 4:21)	7min

Rank	Team	Seed	NOC	Matches			Games			Points		
				Played	Won	Lost	Won	Lost	Diff.	Won	Lost	Diff.
1	ANTONOV Valery Vale		RUS	2	2	0	4	0	+4	84	31	+53
2	GASPARUTTO Antoine		FRA	2	1	1	2	2	0	64	51	+13
3	YUEN Ka Long		HKG	2	0	2	0	4	-4	18	84	-66

GROUP P

Date	Start Time	Match No	Name	NOC Code	Seed	Name	NOC Code	Score	Dur. (min)
TUE 25 JUL 2017	10:50	0116	LAU Chun Hei	HKG		**HERMAWAN Aditya**	INA	1-2 (13:21, 21:17, 16:21)	39min
SUN 23 JUL 2017	10:45	MS37	LAU Chun Hei	HKG		**WOO Ji Soo**	KOR	0-2 (13:21, 16:21)	21min
MON 24 JUL 2017	09:35	MS58	**HERMAWAN Aditya**	INA		WOO Ji Soo	KOR	2-1 (15:21, 21:18, 21:7)	45min

Rank	Team	Seed	NOC	Matches			Games			Points		
				Played	Won	Lost	Won	Lost	Diff.	Won	Lost	Diff.
1	HERMAWAN Aditya		INA	2	2	0	4	2	+2	116	96	+20
2	WOO Ji Soo		KOR	2	1	1	3	2	+1	88	86	+2
3	LAU Chun Hei		HKG	2	0	2	1	4	-3	79	101	-22

Group Play Summary

As of TUE 25 JUL 2017 at 12:00

GROUP Q

Date	Start Time	Match No	Name	NOC Code	Seed	Name	NOC Code	Score	Dur. (min)
SUN 23 JUL 2017	10:45	MS17	DAVIS Mitchell	AUS		**GETOV Lyudmil Krasi**	BUL	0-2 (19:21, 13:21)	27min
TUE 25 JUL 2017	10:50	0138	**DAVIS Mitchell**	AUS		MUKUBESA Mukubesa	ZAM	2-0 (21:14, 15:13)	28min
MON 24 JUL 2017	09:35	MS59	**GETOV Lyudmil Krasi**	BUL		MUKUBESA Mukubesa	ZAM	2-0 (21:18, 21:9)	

Rank	Team	Seed	NOC	Matches			Games			Points		
				Played	Won	Lost	Won	Lost	Diff.	Won	Lost	Diff.
1	GETOV Lyudmil Krasi		BUL	2	2	0	4	0	+4	84	59	+25
2	DAVIS Mitchell		AUS	2	1	1	2	2	0	68	69	-1
3	MUKUBESA Mukubesa		ZAM	2	0	2	0	4	-4	54	78	-24

GROUP R

Date	Start Time	Match No	Name	NOC Code	Seed	Name	NOC Code	Score	Dur. (min)
TUE 25 JUL 2017	10:50	0118	DA COSTA Matheus Ro	BRA		**YILMAZ Dogukan**	TUR	1-2 (21:17, 15:21, 20:22)	33min
MON 24 JUL 2017	10:10	MS39	DA COSTA Matheus Ro	BRA		**TAKALO Petro**	UKR	0-2 (6:21, 12:21)	18min
SUN 23 JUL 2017	10:45	MS60	YILMAZ Dogukan	TUR		**TAKALO Petro**	UKR	0-2 (11:21, 17:21)	11min

Rank	Team	Seed	NOC	Matches			Games			Points		
				Played	Won	Lost	Won	Lost	Diff.	Won	Lost	Diff.
1	TAKALO Petro		UKR	2	2	0	4	0	+4	84	46	+38
2	YILMAZ Dogukan		TUR	2	1	1	2	3	-1	88	98	-10
3	DA COSTA Matheus Ro		BRA	2	0	2	1	4	-3	74	102	-28

GROUP S

Date	Start Time	Match No	Name	NOC Code	Seed	Name	NOC Code	Score	Dur. (min)
MON 24 JUL 2017	10:10	MS19	HUYNH Gordon	CAN		**DOVYDAITIS Tomas**	LTU	0-2 (7:21, 6:21)	14min
TUE 25 JUL 2017	10:50	0140	HUYNH Gordon	CAN		**MATTAYANUMAT Siriwat**	THA	0-2 (5:21, 7:21)	24min
SUN 23 JUL 2017	10:45	MS61	DOVYDAITIS Tomas	LTU		**MATTAYANUMAT Siriwat**	THA	0-2 (10:21, 12:21)	25min

Rank	Team	Seed	NOC	Matches			Games			Points		
				Played	Won	Lost	Won	Lost	Diff.	Won	Lost	Diff.
1	MATTAYANUMAT Siriwat		THA	2	2	0	4	0	+4	84	34	+50
2	DOVYDAITIS Tomas		LTU	2	1	1	2	2	0	64	55	+9
3	HUYNH Gordon		CAN	2	0	2	0	4	-4	25	84	-59

GROUP T

Date	Start Time	Match No	Name	NOC Code	Seed	Name	NOC Code	Score	Dur. (min)
TUE 25 JUL 2017	11:25	0120	**ROUBIRA Mickael**	FRA		AHMAD Muhammad	PAK	2-0 (21:5, 21:1)	8min
SUN 23 JUL 2017	10:45	MS41	**ROUBIRA Mickael**	FRA		OZER Kemal	TUR	2-1 (21:17, 16:21, 21:8)	41min
MON 24 JUL 2017	10:10	MS62	AHMAD Muhammad	PAK		**OZER Kemal**	TUR	0-2 (1:21, 3:21)	5min

Rank	Team	Seed	NOC	Matches			Games			Points		
				Played	Won	Lost	Won	Lost	Diff.	Won	Lost	Diff.
1	ROUBIRA Mickael		FRA	2	2	0	4	1	+3	100	52	+48
2	OZER Kemal		TUR	2	1	1	3	2	+1	88	62	+26
3	AHMAD Muhammad		PAK	2	0	2	0	4	-4	10	84	-74

Group Play Summary

As of TUE 25 JUL 2017 at 12:00

GROUP U

Date	Start Time	Match No	Name	NOC Code	Seed	Name	NOC Code	Score	Dur. (min)
TUE 25 JUL 2017	11:25	0121	**TANG Kaifeng**	CHN		VALLEDOR Xavier	FRA	2-0 (21:9, 21:12)	16min
MON 24 JUL 2017	10:10	MS42	**TANG Kaifeng**	CHN		TAM Long Ki Timothy	HKG	2-0 (21:9, 21:12)	25min
SUN 23 JUL 2017	11:20	MS63	**VALLEDOR Xavier**	FRA		TAM Long Ki Timothy	HKG	2-0 (21:3, 21:9)	15min

Rank	Team	Seed	NOC	Matches			Games			Points		
				Played	Won	Lost	Won	Lost	Diff.	Won	Lost	Diff.
1	TANG Kaifeng		CHN	2	2	0	4	0	+4	84	42	+42
2	VALLEDOR Xavier		FRA	2	1	1	2	2	0	63	54	+9
3	TAM Long Ki Timothy		HKG	2	0	2	0	4	-4	33	84	-51

LEGEND

Diff. Difference **Dur.** Duration **MD** Men's Doubles **MS** Men's Singles **No.** Number
WD Women's Doubles **WS** Women's Singles **XD** MixedDoubles **XT** MixedTeam

Draw


1stRound
NOC
Seed
2ndRound
3rdRound
Quarterfinals
Semifinals
Final
SEO M. KOR
BYE
GETOV L. BUL
BYE
DASHCHENKO S. UKR
BYE
YILMAZ D. TUR
TYANKOV N. BUL
2-1 (21:15, 18:21, 21:9)
REZNIKAS I. LTU
BYE
TANG K. CHN
BYE
KAKIUCHI K. JPN
BYE
OHTA A. JPN
SHARMA A. IND
2-0 (21:8, 21:17)
GULOMZODA S. RUS
BYE
MATTAYANUMAT S. THA
BYE
KOVALENKO S. UKR
BYE
WOO J. KOR
PUNYANGAM I. THA
2-1 (21:17, 15:21, 21:8)
SHIN H. KOR
BYE
VALLEDOR X. FRA
DABOO J. IND
2-0 (21:17, 21:13)
ANTONOV V. RUS
BYE
MOHSENPOUR M. IRI
LU G. CHN
2-0 (22:20, 21:15)
CHEN C. TPE
YIN S. TPE
BYE
HERMAWAN A. INA
BHAKER R. IND
DOVYDAITIS T. LTU
BYE
EFREMOV M. RUS
WEN Y. CHN
GASPARUTTO A. FRA
BYE
DING Y. CHN
BYE
ROUBIRA M. FRA
BYE
DAUSKURTAS K. LTU
URAL B. TUR
NUMAKURA M. JPN
2-1 (22:20, 15:21, 21:15)
BYE
WITTE O. GER
BYE
OZER K. TUR
BYE
SUSANTO E. INA
FRANCIS TAN H. MAS
DAVIS M. AUS
2-0 (21:12, 21:12)
BYE
SHIN K. KOR
BYE
TAKALO P. UKR
BYE
KARPOV A. RUS
SEO M.
2-0 (21:9, 21:2)
GETOV L.
DASHCHENKO S.
2-0 (21:18, 21:6)
YILMAZ D.
REZNIKAS I.
TANG K.
2-0 (21:19, 21:8)
TANG K.
KAKIUCHI K.
2-0 (21:19, 21:17)
SHARMA A.
GULOMZODA S.
GULOMZODA S.
2-0 (21:12, 30:29)
MATTAYANUMAT S.
KOVALENKO S.
PUNYANGAM I.
2-1 (21:11, 21:23, 21:15)
PUNYANGAM I.
SHIN H.
SHIN H.
2-1 (21:18, 17:21, 21:19)
VALLEDOR X.
ANTONOV V.
LU G.
2-0 (24:22, 23:21)
LU G.
CHEN C.
2-0 (21:15, 21:13)
CHEN C.
2-0 (11:6)
HERMAWAN A.
BHAKER R.
2-0 (21:19, 21:15)
EFREMOV M.
2-0 (21:18, 21:10)
EFREMOV M.
WEN Y.
2-0 (21:7, 21:15)
WEN Y.
2-0 (22:20, 21:14)
DING Y.
ROUBIRA M.
DAUSKURTAS K.
2-0 (21:15, 21:18)
DAUSKURTAS K.
URAL B.
2-1 (22:20, 15:21, 21:15)
WITTE O.
2-0 (21:8, 21:9)
WITTE O.
OZER K.
SUSANTO E.
2-1 (21:12, 16:21, 21:14)
SUSANTO E.
FRANCIS TAN H.
2-0 (21:12, 21:12)
SHIN K.
2-0 (21:15, 21:18)
SHIN K.
TAKALO P.
KARPOV A.
2-0 (21:6, 21:15)
KARPOV A.
SEO M.
2-0 (21:15, 21:8)
TANG K.
2-0 (21:16, 21:10)
TANG K.
GULOMZODA S.
2-0 (21:11, 21:11)
GULOMZODA S.
LU G.
2-0 (21:11, 24:22)
EFREMOV M.
2-0 (21:9, 22:20)
DAUSKURTAS K.
2-1 (24:22, 16:21, 21:16)
DAUSKURTAS K.
SUSANTO E.
2-1 (21:15, 14:21, 21:18)
KARPOV A.
2-1 (21:15, 13:21, 21:10)
KARPOV A.
TANG K.
2-1 (21:23, 21:13, 21:15)
GULOMZODA S.
2-0 (21:13, 21:13)
DAUSKURTAS K.
2-1 (21:17, 18:21, 21:17)
KARPOV A.
2-0 (21:14, 21:12)
TANG K.
2-1 (19:21, 21:11, 21:19)
KARPOV A.
2-0 (21:12, 21:8)
CLASSIFICATION
Gold TANG Kaifeng CH
Silver KARPOV Artemy Mikhailovic RUS
Bronze GULOMZODA Shokhzod Khu RUS
Gold Medal
TANG Kaifeng
2-0 (21:9, 21:13)
Bronze Medal
GULOMZODA S. RUS
DAUSKURTAS K. LTU
GULOMZODA Shokhzod Khud
2-0 (21:17, 21:15)

Team Medallists

Medal	NOC	Name
GOLD	THA - Thailand	MATTAYANUMAT Siriwat PUNYANGAM Ittikorn
SILVER	KOR - Korea	SEO Myeongsoo SHIN Hyunwoo
BRONZE	RUS - Russia	ANTONOV Valery Valeryevich EFREMOV Mikhail

Group Play Summary

As of TUE 25 JUL 2017 at 17:00

GROUP A

Date	Start Time	Match No	Name	NOC Code	Seed	Name	NOC Code	Score	Dur. (min)
SUN 23 JUL 2017	14:35	MD1	**DA COSTA M.\DE FARIA**	BRA		GORDON L.\HUYNH G.	CAN	2-0 (21:19, 21:19)	27min
MON 24 JUL 2017	11:55	MD10	DA COSTA M.\DE FARIA	BRA		**ANTONOV V.\EFREMOV M**	RUS	0-2 (10:21, 12:21)	9min
TUE 25 JUL 2017	14:35	MD19	GORDON L.\HUYNH G.	CAN		**ANTONOV V.\EFREMOV M**	RUS	0-2 (9:21, 8:21)	

Rank	Team	Seed	NOC	Matches			Games			Points		
				Played	Won	Lost	Won	Lost	Diff.	Won	Lost	Diff.
1	ANTONOV V.\EFREMOV M		RUS	2	2	0	4	0	+4	84	39	+45
2	DA COSTA M.\DE FARIA		BRA	2	1	1	2	2	0	64	80	-16
3	GORDON L.\HUYNH G.		CAN	2	0	2	0	4	-4	55	84	-29

GROUP B

Date	Start Time	Match No	Name	NOC Code	Seed	Name	NOC Code	Score	Dur. (min)
TUE 25 JUL 2017	14:35	MD2	DOVYDAITIS T.\REZNIK	LTU		**KARPOV A.\GULOMZODA**	RUS	0-2 (16:21, 17:21)	25min
SUN 23 JUL 2017	14:35	MD11	**DOVYDAITIS T.\REZNIK**	LTU		OZER K.\URAL B.	TUR	2-0 (21:13, 21:10)	15min
MON 24 JUL 2017	14:00	MD20	**KARPOV A.\GULOMZODA**	RUS		OZER K.\URAL B.	TUR	2-0 (21:13, 21:16)	20min

Rank	Team	Seed	NOC	Matches			Games			Points		
				Played	Won	Lost	Won	Lost	Diff.	Won	Lost	Diff.
1	KARPOV A.\GULOMZODA		RUS	2	2	0	4	0	+4	84	62	+22
2	DOVYDAITIS T.\REZNIK		LTU	2	1	1	2	2	0	75	65	+10
3	OZER K.\URAL B.		TUR	2	0	2	0	4	-4	52	84	-32

GROUP C

Date	Start Time	Match No	Name	NOC Code	Seed	Name	NOC Code	Score	Dur. (min)
SUN 23 JUL 2017	14:35	MD3	**BURIKE J.\WITTE O.**	GER		MAHESH M.\DABOO J.	IND	2-1 (19:21, 24:22, 21:17)	39min
MON 24 JUL 2017	14:00	MD12	BURIKE J.\WITTE O.	GER		**SHIN K.\WOO J.**	KOR	0-2 (8:21, 13:21)	19min
TUE 25 JUL 2017	14:35	MD21	MAHESH M.\DABOO J.	IND		**SHIN K.\WOO J.**	KOR	0-2 (15:21, 8:21)	16min

Rank	Team	Seed	NOC	Matches			Games			Points		
				Played	Won	Lost	Won	Lost	Diff.	Won	Lost	Diff.
1	SHIN K.\WOO J.		KOR	2	2	0	4	0	+4	84	44	+40
2	BURIKE J.\WITTE O.		GER	2	1	1	2	3	-1	85	102	-17
3	MAHESH M.\DABOO J.		IND	2	0	2	1	4	-3	83	106	-23

GROUP D

Date	Start Time	Match No	Name	NOC Code	Seed	Name	NOC Code	Score	Dur. (min)
SUN 23 JUL 2017	14:35	MD4	LE BLANC S.\ROUBIRA	FRA		**KAKIUCHI K.\NUMAKURA**	JPN	1-2 (19:21, 21:17, 15:21)	
TUE 25 JUL 2017	15:10	MD13	LE BLANC S.\ROUBIRA	FRA		**SEO M.\SHIN H.**	KOR	0-2 (10:21, 11:21)	19min
MON 24 JUL 2017	14:00	MD22	KAKIUCHI K.\NUMAKURA	JPN		**SEO M.\SHIN H.**	KOR	0-2 (16:21, 18:21)	7min

Rank	Team	Seed	NOC	Matches			Games			Points		
				Played	Won	Lost	Won	Lost	Diff.	Won	Lost	Diff.
1	SEO M.\SHIN H.		KOR	2	2	0	4	0	+4	84	55	+29
2	KAKIUCHI K.\NUMAKURA		JPN	2	1	1	2	3	-1	93	97	-4
3	LE BLANC S.\ROUBIRA		FRA	2	0	2	1	4	-3	76	101	-25

Group Play Summary

As of TUE 25 JUL 2017 at 17:00

GROUP E

Date	Start Time	Match No	Name	NOC Code	Seed	Name	NOC Code	Score	Dur. (min)
SUN 23 JUL 2017	15:10	MD5	**GETOV L.\TYANKOV N.**	BUL		LAU C.\TAM L.	HKG	2-0 (21:9, 21:17)	23min
TUE 25 JUL 2017	15:10	MD14	GETOV L.\TYANKOV N.	BUL		**DASHCHENKO S.\NEHAR**	UKR	0-2 (14:21, 18:21)	23min
MON 24 JUL 2017	14:00	MD23	LAU C.\TAM L.	HKG		**DASHCHENKO S.\NEHAR**	UKR	0-2 (18:21, 15:21)	26min

Rank	Team	Seed	NOC	Matches			Games			Points		
				Played	Won	Lost	Won	Lost	Diff.	Won	Lost	Diff.
1	DASHCHENKO S.\NEHAR		UKR	2	2	0	4	0	+4	84	65	+19
2	GETOV L.\TYANKOV N.		BUL	2	1	1	2	2	0	74	68	+6
3	LAU C.\TAM L.		HKG	2	0	2	0	4	-4	59	84	-25

GROUP F

Date	Start Time	Match No	Name	NOC Code	Seed	Name	NOC Code	Score	Dur. (min)
MON 24 JUL 2017	14:00	MD6	**DING Y.\WEN Y.**	CHN		GASPARUTTO A.\VALLED	FRA	2-1 (17:21, 21:15, 22:20)	
TUE 25 JUL 2017	15:10	MD15	**DING Y.\WEN Y.**	CHN		HUANG C.\YIN S.	TPE	2-0 (21:10, 21:18)	27min
SUN 23 JUL 2017	15:10	MD24	**GASPARUTTO A.\VALLED**	FRA		HUANG C.\YIN S.	TPE	2-1 (12:21, 21:10, 21:15)	32min

Rank	Team	Seed	NOC	Matches			Games			Points		
				Played	Won	Lost	Won	Lost	Diff.	Won	Lost	Diff.
1	DING Y.\WEN Y.		CHN	2	2	0	4	1	+3	102	84	+18
2	GASPARUTTO A.\VALLED		FRA	2	1	1	3	3	0	110	106	+4
3	HUANG C.\YIN S.		TPE	2	0	2	1	4	-3	74	96	-22

GROUP G

Date	Start Time	Match No	Name	NOC Code	Seed	Name	NOC Code	Score	Dur. (min)
MON 24 JUL 2017	14:35	MD7	**FRANCIS TAN H.\YEO K**	MAS		CHEN C.\HUANG C.	TPE	2-1 (21:10, 18:21, 25:23)	37min
TUE 25 JUL 2017	15:10	MD16	**FRANCIS TAN H.\YEO K**	MAS		BAYGELDI H.\YILMAZ D	TUR	2-0	
SUN 23 JUL 2017	15:10	MD25	**CHEN C.\HUANG C.**	TPE		BAYGELDI H.\YILMAZ D	TUR	2-0 (21:9, 21:9)	19min

Rank	Team	Seed	NOC	Matches			Games			Points		
				Played	Won	Lost	Won	Lost	Diff.	Won	Lost	Diff.
1	FRANCIS TAN H.\YEO K		MAS	2	2	0	2	1	+1	64	54	+10
2	CHEN C.\HUANG C.		TPE	2	1	1	3	2	+1	96	82	+14
3	BAYGELDI H.\YILMAZ D		TUR	2	0	2	0	2	-2	18	42	-24

GROUP H

Date	Start Time	Match No	Name	NOC Code	Seed	Name	NOC Code	Score	Dur. (min)
MON 24 JUL 2017	14:35	MD8	SANTOS D.\DOS SANTOS	BRA		**MATTAYANUMAT S.\PUNY**	THA	0-2	
SUN 23 JUL 2017	15:10	MD17	SANTOS D.\DOS SANTOS	BRA		**KOVALENKO S.\TAKALO**	UKR	0-2 (2:21, 6:21)	12min
TUE 25 JUL 2017	15:10	MD26	**MATTAYANUMAT S.\PUNY**	THA		KOVALENKO S.\TAKALO	UKR	2-1 (21:19, 15:21, 21:13)	32min

Rank	Team	Seed	NOC	Matches			Games			Points		
				Played	Won	Lost	Won	Lost	Diff.	Won	Lost	Diff.
1	MATTAYANUMAT S.\PUNY		THA	2	2	0	2	1	+1	57	53	+4
2	KOVALENKO S.\TAKALO		UKR	2	1	1	3	2	+1	95	65	+30
3	SANTOS D.\DOS SANTOS		BRA	2	0	2	0	2	-2	8	42	-34

Group Play Summary

As of TUE 25 JUL 2017 at 17:00

GROUP I

Date	Start Time	Match No	Name	NOC Code	Seed	Name	NOC Code	Score	Dur. (min)
MON 24 JUL 2017	14:35	MD9	TANG K.\LU G.	CHN		**HERMAWAN A.\SUSANTO**	INA	1-2 (21:19, 18:21, 18:21)	15min
SUN 23 JUL 2017	15:10	MD18	**TANG K.\LU G.**	CHN		SHARMA A.\BHAKER R.	IND	2-0 (21:8, 21:5)	20min
TUE 25 JUL 2017	15:45	MD27	**HERMAWAN A.\SUSANTO**	INA		SHARMA A.\BHAKER R.	IND	2-1 (19:21, 21:15, 21:14)	37min

Rank	Team	Seed	NOC	Matches			Games			Points		
				Played	Won	Lost	Won	Lost	Diff.	Won	Lost	Diff.
1	HERMAWAN A.\SUSANTO		INA	2	2	0	4	2	+2	122	107	+15
2	TANG K.\LU G.		CHN	2	1	1	3	2	+1	99	74	+25
3	SHARMA A.\BHAKER R.		IND	2	0	2	1	4	-3	63	103	-40

LEGEND

Diff. Difference **Dur.** Duration **MD** Men's Doubles **MS** Men's Singles **No.** Number
WD Women's Doubles **WS** Women's Singles **XD** MixedDoubles **XT** MixedTeam

Group Play Summary

As of TUE 25 JUL 2017 at 15:00

GROUP A

Date	Start Time	Match No	Name	NOC Code	Seed	Name	NOC Code	Score	Dur. (min)
SUN 23 JUL 2017	11:20	WS1	KOLITSOVA Gabriela	BUL		**YOSHIDA Mika**	JPN	0-2 (11:21, 11:21)	18min
MON 24 JUL 2017	10:45	WS14	KOLITSOVA Gabriela	BUL		**FAN Jung-Yu**	TPE	0-2 (9:21, 9:21)	17min
TUE 25 JUL 2017	11:25	0127	YOSHIDA Mika	JPN		**FAN Jung-Yu**	TPE	0-2 (7:21, 10:21)	17min

Rank	Team	Seed	NOC	Matches			Games			Points		
				Played	Won	Lost	Won	Lost	Diff.	Won	Lost	Diff.
1	FAN Jung-Yu		TPE	2	2	0	4	0	+4	84	35	+49
2	YOSHIDA Mika		JPN	2	1	1	2	2	0	59	64	-5
3	KOLITSOVA Gabriela		BUL	2	0	2	0	4	-4	40	84	-44

GROUP B

Date	Start Time	Match No	Name	NOC Code	Seed	Name	NOC Code	Score	Dur. (min)
SUN 23 JUL 2017	11:20	WS2	ROCHA Bruna Firmino	BRA		**JAYARATCHAGAN Jerli**	IND	0-2 (4:21, 4:21)	14min
TUE 25 JUL 2017	11:25	0115	ROCHA Bruna Firmino	BRA		**SHEN Yan-Ru**	TPE	0-2 (3:21, 4:21)	
MON 24 JUL 2017	10:45	WS28	JAYARATCHAGAN Jerli	IND		**SHEN Yan-Ru**	TPE	0-2 (14:21, 13:21)	22min

Rank	Team	Seed	NOC	Matches			Games			Points		
				Played	Won	Lost	Won	Lost	Diff.	Won	Lost	Diff.
1	SHEN Yan-Ru		TPE	2	2	0	4	0	+4	84	34	+50
2	JAYARATCHAGAN Jerli		IND	2	1	1	2	2	0	69	50	+19
3	ROCHA Bruna Firmino		BRA	2	0	2	0	4	-4	15	84	-69

GROUP C

Date	Start Time	Match No	Name	NOC Code	Seed	Name	NOC Code	Score	Dur. (min)
TUE 25 JUL 2017	12:00	013	YAO Dani	CHN		**JEONG Seonhwa**	KOR	0-2 (18:21, 13:21)	22min
SUN 23 JUL 2017	11:20	WS16	**YAO Dani**	CHN		CHORNA Anna	UKR	2-0 (21:12, 21:9)	19min
MON 24 JUL 2017	10:45	WS29	**JEONG Seonhwa**	KOR		CHORNA Anna	UKR	2-0 (21:11, 21:8)	16min

Rank	Team	Seed	NOC	Matches			Games			Points		
				Played	Won	Lost	Won	Lost	Diff.	Won	Lost	Diff.
1	JEONG Seonhwa		KOR	2	2	0	4	0	+4	84	50	+34
2	YAO Dani		CHN	2	1	1	2	2	0	73	63	+10
3	CHORNA Anna		UKR	2	0	2	0	4	-4	40	84	-44

GROUP D

Date	Start Time	Match No	Name	NOC Code	Seed	Name	NOC Code	Score	Dur. (min)
MON 24 JUL 2017	10:45	WS4	**NEUDOLT Katrin**	AUT		NAGAHARA Manami	JPN	2-0 (21:12, 21:15)	23min
TUE 25 JUL 2017	12:00	0117	**NEUDOLT Katrin**	AUT		ZYMANTAITE Vaiva	LTU	2-0 (21:12, 21:13)	25min
SUN 23 JUL 2017	11:55	WS30	**NAGAHARA Manami**	JPN		ZYMANTAITE Vaiva	LTU	2-0 (21:9, 21:8)	16min

Rank	Team	Seed	NOC	Matches			Games			Points		
				Played	Won	Lost	Won	Lost	Diff.	Won	Lost	Diff.
1	NEUDOLT Katrin		AUT	2	2	0	4	0	+4	84	52	+32
2	NAGAHARA Manami		JPN	2	1	1	2	2	0	69	59	+10
3	ZYMANTAITE Vaiva		LTU	2	0	2	0	4	-4	42	84	-42

Group Play Summary

As of TUE 25 JUL 2017 at 15:00

GROUP E

Date	Start Time	Match No	Name	NOC Code	Seed	Name	NOC Code	Score	Dur. (min)
SUN 23 JUL 2017	11:55	WS5	WAMBURKAR Gouravi	IND		**LEE Soyeong**	KOR	0-2 (14:21, 11:21)	13min
TUE 25 JUL 2017	12:00	0118	WAMBURKAR Gouravi	IND		**SHTAYGER Olga Andre**	RUS	0-2 (14:21, 12:21)	22min
MON 24 JUL 2017	10:45	WS31	**LEE Soyeong**	KOR		SHTAYGER Olga Andre	RUS	2-0 (30:29, 22:20)	50min

Rank	Team	Seed	NOC	Matches			Games			Points		
				Played	Won	Lost	Won	Lost	Diff.	Won	Lost	Diff.
1	LEE Soyeong		KOR	2	2	0	4	0	+4	94	74	+20
2	SHTAYGER Olga Andre		RUS	2	1	1	2	2	0	91	78	+13
3	WAMBURKAR Gouravi		IND	2	0	2	0	4	-4	51	84	-33

GROUP F

Date	Start Time	Match No	Name	NOC Code	Seed	Name	NOC Code	Score	Dur. (min)
MON 24 JUL 2017	11:20	WS6	BOZEVA Silviya Arso	BUL		**U.V. Neetu**	IND	0-2 (12:21, 11:21)	20min
SUN 23 JUL 2017	11:55	WS19	BOZEVA Silviya Arso	BUL		**DORMIDONTOVA Olga**	RUS	0-2 (13:21, 8:21)	23min
TUE 25 JUL 2017	12:00	0132	U.V. Neetu	IND		**DORMIDONTOVA Olga**	RUS	0-2 (19:21, 9:21)	26min

Rank	Team	Seed	NOC	Matches			Games			Points		
				Played	Won	Lost	Won	Lost	Diff.	Won	Lost	Diff.
1	DORMIDONTOVA Olga		RUS	2	2	0	4	0	+4	84	49	+35
2	U.V. Neetu		IND	2	1	1	2	2	0	70	65	+5
3	BOZEVA Silviya Arso		BUL	2	0	2	0	4	-4	44	84	-40

GROUP G

Date	Start Time	Match No	Name	NOC Code	Seed	Name	NOC Code	Score	Dur. (min)
SUN 23 JUL 2017	11:55	WS7	NALLURI Jayasri	IND		**FOO Zu Tung**	MAS	0-2 (12:21, 7:21)	23min
TUE 25 JUL 2017	12:00	0120	NALLURI Jayasri	IND		**TU Wen-Hsuan**	TPE	0-2 (12:21, 17:21)	25min
MON 24 JUL 2017	11:20	WS33	FOO Zu Tung	MAS		**TU Wen-Hsuan**	TPE	1-2 (25:23, 8:21, 17:21)	37min

Rank	Team	Seed	NOC	Matches			Games			Points		
				Played	Won	Lost	Won	Lost	Diff.	Won	Lost	Diff.
1	TU Wen-Hsuan		TPE	2	2	0	4	1	+3	107	79	+28
2	FOO Zu Tung		MAS	2	1	1	3	2	+1	92	84	+8
3	NALLURI Jayasri		IND	2	0	2	0	4	-4	48	84	-36

GROUP H

Date	Start Time	Match No	Name	NOC Code	Seed	Name	NOC Code	Score	Dur. (min)
TUE 25 JUL 2017	14:00	018	PARK Gwanghui	KOR		**SOBOLEVA Alena Igor**	RUS	0-2 (12:21, 12:21)	25min
SUN 23 JUL 2017	11:55	WS21	**PARK Gwanghui**	KOR		ERGINCAN Esra Zeyne	TUR	2-0 (21:17, 21:15)	25min
MON 24 JUL 2017	11:20	WS34	**SOBOLEVA Alena Igor**	RUS		ERGINCAN Esra Zeyne	TUR	2-0 (21:14, 21:5)	17min

Rank	Team	Seed	NOC	Matches			Games			Points		
				Played	Won	Lost	Won	Lost	Diff.	Won	Lost	Diff.
1	SOBOLEVA Alena Igor		RUS	2	2	0	4	0	+4	84	43	+41
2	PARK Gwanghui		KOR	2	1	1	2	2	0	66	74	-8
3	ERGINCAN Esra Zeyne		TUR	2	0	2	0	4	-4	51	84	-33

Group Play Summary

As of TUE 25 JUL 2017 at 15:00

GROUP I

Date	Start Time	Match No	Name	NOC Code	Seed	Name	NOC Code	Score	Dur. (min)
SUN 23 JUL 2017	14:00	WS9	VENATALIA Suni	INA		**YU Eun Kyung**	KOR	0-2 (5:21, 5:21)	12min
MON 24 JUL 2017	11:20	WS22	VENATALIA Suni	INA		**KHAKIMOVA Karina**	RUS	0-2 (4:21, 9:21)	16min
TUE 25 JUL 2017	14:00	0135	YU Eun Kyung	KOR		**KHAKIMOVA Karina**	RUS	1-2 (14:21, 21:17, 9:21)	11min

Rank	Team	Seed	NOC	Matches			Games			Points		
				Played	Won	Lost	Won	Lost	Diff.	Won	Lost	Diff.
1	KHAKIMOVA Karina		RUS	2	2	0	4	1	+3	101	57	+44
2	YU Eun Kyung		KOR	2	1	1	3	2	+1	86	69	+17
3	VENATALIA Suni		INA	2	0	2	0	4	-4	23	84	-61

GROUP J

Date	Start Time	Match No	Name	NOC Code	Seed	Name	NOC Code	Score	Dur. (min)
SUN 23 JUL 2017	14:00	WS10	SHINADA Chihiro	JPN		**BOON Wei Ying**	MAS	0-2 (5:21, 18:21)	21min
TUE 25 JUL 2017	14:00	0123	**SHINADA Chihiro**	JPN		HOROBETS Ivanna	UKR	2-0 (21:9, 21:13)	16min
MON 24 JUL 2017	11:20	WS36	**BOON Wei Ying**	MAS		HOROBETS Ivanna	UKR	2-0 (21:5, 21:3)	15min

Rank	Team	Seed	NOC	Matches			Games			Points		
				Played	Won	Lost	Won	Lost	Diff.	Won	Lost	Diff.
1	BOON Wei Ying		MAS	2	2	0	4	0	+4	84	31	+53
2	SHINADA Chihiro		JPN	2	1	1	2	2	0	65	64	+1
3	HOROBETS Ivanna		UKR	2	0	2	0	4	-4	30	84	-54

GROUP K

Date	Start Time	Match No	Name	NOC Code	Seed	Name	NOC Code	Score	Dur. (min)
TUE 25 JUL 2017	14:00	0111	DE OLIVEIRA Geisa V	BRA		**WANG Meng Xing**	CHN	0-2 (13:21, 9:21)	21min
MON 24 JUL 2017	11:55	WS24	**DE OLIVEIRA Geisa V**	BRA		ULUDAG Gizemnur	TUR	2-0 (21:9, 21:12)	22min
SUN 23 JUL 2017	14:00	WS37	**WANG Meng Xing**	CHN		ULUDAG Gizemnur	TUR	2-0 (21:6, 21:11)	21min

Rank	Team	Seed	NOC	Matches			Games			Points		
				Played	Won	Lost	Won	Lost	Diff.	Won	Lost	Diff.
1	WANG Meng Xing		CHN	2	2	0	4	0	+4	84	39	+45
2	DE OLIVEIRA Geisa V		BRA	2	1	1	2	2	0	64	63	+1
3	ULUDAG Gizemnur		TUR	2	0	2	0	4	-4	38	84	-46

GROUP L

Date	Start Time	Match No	Name	NOC Code	Seed	Name	NOC Code	Score	Dur. (min)
MON 24 JUL 2017	11:55	WS12	CHAN Yeuk Lam	HKG		**HSIEH Li-Chi**	TPE	0-2 (16:21, 12:21)	20min
SUN 23 JUL 2017	14:00	WS25	CHAN Yeuk Lam	HKG		**KAYGIN Nalan**	TUR	0-2 (13:21, 11:21)	10min
TUE 25 JUL 2017	14:00	0138	HSIEH Li-Chi	TPE		**KAYGIN Nalan**	TUR	0-2 (6:21, 13:21)	18min

Rank	Team	Seed	NOC	Matches			Games			Points		
				Played	Won	Lost	Won	Lost	Diff.	Won	Lost	Diff.
1	KAYGIN Nalan		TUR	2	2	0	4	0	+4	84	43	+41
2	HSIEH Li-Chi		TPE	2	1	1	2	2	0	61	70	-9
3	CHAN Yeuk Lam		HKG	2	0	2	0	4	-4	52	84	-32

Group Play Summary

As of TUE 25 JUL 2017 at 15:00

GROUP M

Date	Start Time	Match No	Name	NOC Code	Seed	Name	NOC Code	Score	Dur. (min)
TUE 25 JUL 2017	14:35	0113	**WANG Meng**	CHN		CHAN Wing Sum	HKG	2-0 (21:5, 21:3)	16min
MON 24 JUL 2017	11:55	WS26	**WANG Meng**	CHN		KUCUKSEVGILI Hale	TUR	2-0 (21:4, 21:7)	13min
SUN 23 JUL 2017	14:00	WS39	**WANG Meng**	CHN		HUBANOVA Bohdana	UKR	2-0 (21:8, 21:6)	16min
SUN 23 JUL 2017	14:35	WS40	CHAN Wing Sum	HKG		**KUCUKSEVGILI Hale**	TUR	0-2 (7:21, 13:21)	7min
MON 24 JUL 2017	11:55	WS41	CHAN Wing Sum	HKG		**HUBANOVA Bohdana**	UKR	0-2 (5:21, 3:21)	15min
TUE 25 JUL 2017	14:35	0142	KUCUKSEVGILI Hale	TUR		**HUBANOVA Bohdana**	UKR	0-2 (13:21, 13:21)	21min

Rank	Team	Seed	NOC	Matches			Games			Points		
				Played	Won	Lost	Won	Lost	Diff.	Won	Lost	Diff.
1	WANG Meng		CHN	3	3	0	6	0	+6	126	33	+93
2	HUBANOVA Bohdana		UKR	3	2	1	4	2	+2	98	76	+22
3	KUCUKSEVGILI Hale		TUR	3	1	2	2	4	-2	79	104	-25
4	CHAN Wing Sum		HKG	3	0	3	0	6	-6	36	126	-90

LEGEND

Diff. Difference **Dur.** Duration **MD** Men's Doubles **MS** Men's Singles **No.** Number
WD Women's Doubles **WS** Women's Singles **XD** MixedDoubles **XT** MixedTeam

Draw


2ndRound NOC Seed
3rdRound
Quarterfinals
Semifinals
Final
FAN J. TPE
BYE
KHAKIMOVA K. RUS
PARK G. KOR
TU W. TPE
BYE
WANG M. CHN
YAO D. CHN
NEUDOLT K. AUT
BYE
WANG M. X. CHN
U.V. N. IND
LEE S. KOR
SHINADA C. JPN
HSIEH L. TPE
JAYARATCHAGAN IND
YOSHIDA M. JPN
DE OLIVEIRA G. BRA
YU E. KOR
DORMIDONTOVA RUS
SHTAYGER O. RUS
KAYGIN N. TUR
BYE
JEONG S. KOR
NAGAHARA M. JPN
HUBANOVA B. UKR
BYE
SOBOLEVA A. RUS
FOO Z. MAS
BOON W. MAS
BYE
SHEN Y. TPE
FAN J.
KHAKIMOVA K.
2-0 (21:16, 21:13)
TU W.
WANG M.
2-0 (21:19, 22:20)
NEUDOLT K.
WANG M. X.
2-0 (21:7, 21:10)
LEE S.
2-0 (21:14, 21:12)
JAYARATCHAGAN
2-0 (21:7, 21:6)
YOSHIDA M.
2-0 (21:1, 21:3)
DORMIDONTOVA
2-0 (21:17, 22:20)
SHTAYGER O.
2-0 (21:9, 21:7)
JEONG S.
NAGAHARA M.
2-0 (21:8, 21:8)
SOBOLEVA A.
BOON W.
2-0 (21:11, 21:12)
SHEN Y.
FAN J.
2-0 (21:12, 21:11)
WANG M.
2-1 (21:13, 17:21, 21:15)
WANG M. X.
2-0 (21:16, 21:18)
LEE S.
2-1 (14:21, 24:22, 21:10)
DORMIDONTOVA
2-1 (21:12, 18:21, 21:12)
JEONG S.
2-1 (21:16, 17:21, 21:14)
NAGAHARA M.
2-0 (21:14, 21:6)
BOON W.
2-0 (21:13, 21:15)
WANG M.
2-0 (21:19, 22:20)
WANG M. X.
2-0 (21:15, 21:16)
JEONG S.
2-0 (21:8, 21:18)
NAGAHARA M.
2-1 (9:21, 21:9, 21:19)
WANG M.
2-0 (21:10, 21:15)
JEONG S.
2-1 (21:11, 16:21, 21:14)
CLASSIFICATION
Gold WANG Meng CH
Silver JEONG Seonhwa KOR
Bronze NAGAHARA Manami JPN
Gold Medal
WANG Meng
2-1 (19:21, 21:7, 21:11)
Bronze Medal
WANG M. X. CHN
NAGAHARA M. JPN
NAGAHARA Manami
2-1 (9:21, 21:11, 21:17)

Team Medallists

Medal	NOC	Name
GOLD	CHN - China	WANG Meng ZHANG Heng Yan
SILVER	TPE - Chinese Taipei	FAN Jung-Yu SHEN Yan-Ru
BRONZE	KOR - Korea	JEONG Seonhwa LEE Soyeong

Group Play Summary

As of TUE 25 JUL 2017 at 18:00

GROUP A

Date	Start Time	Match No	Name	NOC Code	Seed	Name	NOC Code	Score	Dur. (min)
TUE 25 JUL 2017	15:45	WD1	YAO D.\WANG M.	CHN		**YOSHIDA M.\SHINADA C**	JPN	0-2 (17:21, 19:21)	25min
SUN 23 JUL 2017	15:45	WD7	**YAO D.\WANG M.**	CHN		YU E.\PARK G.	KOR	2-0 (21:19, 21:16)	22min
MON 24 JUL 2017	14:35	WD13	**YOSHIDA M.\SHINADA C**	JPN		YU E.\PARK G.	KOR	2-0 (23:21, 21:9)	24min

Rank	Team	Seed	NOC	Matches			Games			Points		
				Played	Won	Lost	Won	Lost	Diff.	Won	Lost	Diff.
1	YOSHIDA M.\SHINADA C		JPN	2	2	0	4	0	+4	86	66	+20
2	YAO D.\WANG M.		CHN	2	1	1	2	2	0	78	77	+1
3	YU E.\PARK G.		KOR	2	0	2	0	4	-4	65	86	-21

GROUP B

Date	Start Time	Match No	Name	NOC Code	Seed	Name	NOC Code	Score	Dur. (min)
MON 24 JUL 2017	15:10	WD2	DE OLIVEIRA G.\ROCHA	BRA		**WANG M.\ZHANG H.**	CHN	0-2 (7:21, 6:21)	16min
SUN 23 JUL 2017	15:45	WD8	DE OLIVEIRA G.\ROCHA	BRA		**KUCUKSEVGILI H.\ULUD**	TUR	0-2 (18:21, 17:21)	22min
TUE 25 JUL 2017	15:45	WD14	**WANG M.\ZHANG H.**	CHN		KUCUKSEVGILI H.\ULUD	TUR	2-0 (21:6, 21:4)	15min

Rank	Team	Seed	NOC	Matches			Games			Points		
				Played	Won	Lost	Won	Lost	Diff.	Won	Lost	Diff.
1	WANG M.\ZHANG H.		CHN	2	2	0	4	0	+4	84	23	+61
2	KUCUKSEVGILI H.\ULUD		TUR	2	1	1	2	2	0	52	77	-25
3	DE OLIVEIRA G.\ROCHA		BRA	2	0	2	0	4	-4	48	84	-36

GROUP C

Date	Start Time	Match No	Name	NOC Code	Seed	Name	NOC Code	Score	Dur. (min)
TUE 25 JUL 2017	15:45	WD3	BOZEVA S.\KOLITSOVA	BUL		**JEONG S.\LEE S.**	KOR	0-2 (10:21, 13:21)	
MON 24 JUL 2017	15:10	WD9	**BOZEVA S.\KOLITSOVA**	BUL		TU W.\HSIEH L.	TPE	2-1 (19:21, 21:16, 21:12)	36min
SUN 23 JUL 2017	15:45	WD15	**JEONG S.\LEE S.**	KOR		TU W.\HSIEH L.	TPE	2-0 (21:11, 21:19)	21min

Rank	Team	Seed	NOC	Matches			Games			Points		
				Played	Won	Lost	Won	Lost	Diff.	Won	Lost	Diff.
1	JEONG S.\LEE S.		KOR	2	2	0	4	0	+4	84	53	+31
2	BOZEVA S.\KOLITSOVA		BUL	2	1	1	2	3	-1	84	91	-7
3	TU W.\HSIEH L.		TPE	2	0	2	1	4	-3	79	103	-24

GROUP D

Date	Start Time	Match No	Name	NOC Code	Seed	Name	NOC Code	Score	Dur. (min)
TUE 25 JUL 2017	16:20	WD4	JAYARATCHAGAN\WAMBUR	IND		**SOBOLEVA A.\SHTAYGER**	RUS	0-2 (9:21, 10:21)	9min
SUN 23 JUL 2017	15:45	WD10	JAYARATCHAGAN\WAMBUR	IND		**FAN J.\SHEN Y.**	TPE	0-2 (14:21, 10:21)	21min
MON 24 JUL 2017	15:10	WD16	SOBOLEVA A.\SHTAYGER	RUS		**FAN J.\SHEN Y.**	TPE	0-2 (13:21, 22:24)	24min

Rank	Team	Seed	NOC	Matches			Games			Points		
				Played	Won	Lost	Won	Lost	Diff.	Won	Lost	Diff.
1	FAN J.\SHEN Y.		TPE	2	2	0	4	0	+4	87	59	+28
2	SOBOLEVA A.\SHTAYGER		RUS	2	1	1	2	2	0	77	64	+13
3	JAYARATCHAGAN\WAMBUR		IND	2	0	2	0	4	-4	43	84	-41

Group Play Summary

As of TUE 25 JUL 2017 at 18:00

GROUP E

Date	Start Time	Match No	Name	NOC Code	Seed	Name	NOC Code	Score	Dur. (min)
SUN 23 JUL 2017	16:20	WD5	CHAN Y.\CHAN W.	HKG		**DZAKIA A.\VENATALIA**	INA	0-2 (19:21, 6:21, 0:0)	17min
MON 24 JUL 2017	15:10	WD11	CHAN Y.\CHAN W.	HKG		**KAYGIN N.\ERGINCAN E**	TUR	0-2 (11:21, 12:21)	20min
TUE 25 JUL 2017	16:20	WD17	DZAKIA A.\VENATALIA	INA		**KAYGIN N.\ERGINCAN E**	TUR	0-2 (14:21, 18:21)	

Rank	Team	Seed	NOC	Matches			Games			Points		
				Played	Won	Lost	Won	Lost	Diff.	Won	Lost	Diff.
1	KAYGIN N.\ERGINCAN E		TUR	2	2	0	4	0	+4	84	55	+29
2	DZAKIA A.\VENATALIA		INA	2	1	1	2	2	0	74	67	+7
3	CHAN Y.\CHAN W.		HKG	2	0	2	0	4	-4	48	84	-36

GROUP F

Date	Start Time	Match No	Name	NOC Code	Seed	Name	NOC Code	Score	Dur. (min)
SUN 23 JUL 2017	16:20	WD6	U.V. N.\NALLURI J.	IND		**BOON W.\FOO Z.**	MAS	0-2 (4:21, 11:21)	19min
TUE 25 JUL 2017	16:20	WD12	U.V. N.\NALLURI J.	IND		**DORMIDONTOVA\KHAKIMO**	RUS	0-2 (9:21, 9:21)	20min
MON 24 JUL 2017	15:45	WD18	U.V. N.\NALLURI J.	IND		**HUBANOVA B.\CHORNA A**	UKR	0-2 (15:21, 13:21)	
MON 24 JUL 2017	15:10	WD19	**BOON W.\FOO Z.**	MAS		DORMIDONTOVA\KHAKIMO	RUS	2-0 (21:6, 21:7)	18min
TUE 25 JUL 2017	16:20	WD20	**BOON W.\FOO Z.**	MAS		HUBANOVA B.\CHORNA A	UKR	2-0 (21:9, 21:14)	21min
SUN 23 JUL 2017	16:20	WD21	**DORMIDONTOVA\KHAKIMO**	RUS		HUBANOVA B.\CHORNA A	UKR	2-0 (21:15, 21:15)	10min

Rank	Team	Seed	NOC	Matches			Games			Points		
				Played	Won	Lost	Won	Lost	Diff.	Won	Lost	Diff.
1	BOON W.\FOO Z.		MAS	3	3	0	6	0	+6	126	51	+75
2	DORMIDONTOVA\KHAKIMO		RUS	3	2	1	4	2	+2	97	90	+7
3	HUBANOVA B.\CHORNA A		UKR	3	1	2	2	4	-2	95	112	-17
4	U.V. N.\NALLURI J.		IND	3	0	3	0	6	-6	61	126	-65

LEGEND

Diff. Difference **Dur.** Duration **MD** Men's Doubles **MS** Men's Singles **No.** Number
WD Women's Doubles **WS** Women's Singles **XD** MixedDoubles **XT** MixedTeam

Draw

3rdRound	NOC	Seed
YOSHIDA M./SHINADA C.	JPN	
BYE		
DORMIDONTOVA/KHAKIMOV	RUS	
BOZEVA S./KOLITSOVA G	BUL	
FAN J./SHEN Y.	TPE	
BYE		
KAYGIN N./ERGINCAN E.	TUR	
KUCUKSEVGILI H./ULUDA	TUR	
YAO D./WANG M. X.	CHN	
BOON W./FOO Z.	MAS	
BYE		
JEONG S./LEE S.	KOR	
SOBOLEVA A./SHTAYGER	RUS	
DZAKIA A./VENATALIA S	INA	
BYE		
WANG M./ZHANG H.	CHN	

Quarterfinals

- YOSHIDA M./SHINADA C. (vs BYE)
- DORMIDONTOVA/KHAKIMOV — 2-0 (21:11, 21:15) (vs BOZEVA S./KOLITSOVA G)
- FAN J./SHEN Y. (vs BYE)
- KAYGIN N./ERGINCAN E. — 2-1 (21:13, 23:25, 21:12) (vs KUCUKSEVGILI H./ULUDA)
- BOON W./FOO Z. — 2-1 (21:17, 7:21, 21:14) (vs YAO D./WANG M. X.)
- JEONG S./LEE S. (vs BYE)
- SOBOLEVA A./SHTAYGER — 2-0 (21:6, 21:9) (vs DZAKIA A./VENATALIA S)
- WANG M./ZHANG H. (vs BYE)

Semifinals

- YOSHIDA M./SHINADA C. — 2-1 (17:21, 21:18, 21:15) (vs DORMIDONTOVA/KHAKIMOV)
- FAN J./SHEN Y. — 2-0 (21:12, 21:9) (vs KAYGIN N./ERGINCAN E.)
- JEONG S./LEE S. — 2-0 (21:17, 21:15) (vs BOON W./FOO Z.)
- WANG M./ZHANG H. — 2-0 (21:16, 21:12) (vs SOBOLEVA A./SHTAYGER)

Final

- FAN J./SHEN Y. — 2-0 (21:17, 21:14) (vs YOSHIDA M./SHINADA C.)
- WANG M./ZHANG H. — 2-0 (21:9, 21:10) (vs JEONG S./LEE S.)

CLASSIFICATION	
Gold WANG/ZHANG	CH
Silver FAN/SHEN	TPE
Bronze JEONG/LEE	KOR

Gold Medal

WANG/ZHANG
2-0 (21:11, 21:18)

Bronze Medal

YOSHIDA M./SHINADA C. JPN
JEONG S./LEE S. KOR

JEONG/LEE
2-0 (21:14, 21:14)

Team Medallists

Medal	NOC	Name
GOLD	CHN - China	DING Yibo LU Guangyao TANG Kaifeng WANG Meng WANG Meng Xing WEN Yaodong YAO Dani ZHANG Heng Yan
SILVER	RUS - Russia	ANTONOV Valery Valeryevich DORMIDONTOVA Olga EFREMOV Mikhail GULOMZODA Shokhzod Khudodagi KARPOV Artemy Mikhailovich KHAKIMOVA Karina SHTAYGER Olga Andreevna SOBOLEVA Alena Igorevna
BRONZE	TPE - Chinese Taipei	CHEN Chung-I FAN Jung-Yu HSIEH Li-Chi HUANG Chen-Che HUANG Cheng-I SHEN Yan-Ru TU Wen-Hsuan YIN Shih-Rong

Group Play Summary

As of WED 19 JUL 2017 at 10:12

GROUP A

Date	Start Time	Match No	Name	NOC Code	Seed	Name	NOC Code	Score	Dur. (min)
WED 19 JUL 201	09:30	XT1	Bulgaria	BUL		**China**	CHN	0-5	
WED 19 JUL 201	15:00	XT1	Bulgaria	BUL		**Russia**	RUS	0-5	
THU 20 JUL 201	09:30	XT9	**China**	CHN		Russia	RUS	3-2	

Rank	Team	Seed	NOC	Matches			Games			Points		
				Played	Won	Lost	Won	Lost	Diff.	Won	Lost	Diff.
1	China		CHN	2	2	0	17	5	+12	0	0	0
2	Russia		RUS	2	1	1	15	7	+8	0	0	0
3	Bulgaria		BUL	2	0	2	0	20	-20	0	0	0

GROUP B

Date	Start Time	Match No	Name	NOC Code	Seed	Name	NOC Code	Score	Dur. (min)
WED 19 JUL 201	09:00	XT2	Brazil	BRA		**Ukraine**	UKR	1-4	
THU 20 JUL 201	09:30	0110	Brazil	BRA		**South Korea**	KOR	0-5	
WED 19 JUL 201	15:00	016	**South Korea**	KOR		Ukraine	UKR	5-0	

Rank	Team	Seed	NOC	Matches			Games			Points		
				Played	Won	Lost	Won	Lost	Diff.	Won	Lost	Diff.
1	South Korea		KOR	2	2	0	22	0	+22	0	0	0
2	Ukraine		UKR	2	1	1	8	14	-6	0	0	0
3	Brazil		BRA	2	0	2	2	18	-16	0	0	0

GROUP C

Date	Start Time	Match No	Name	NOC Code	Seed	Name	NOC Code	Score	Dur. (min)
WED 19 JUL 201	15:00	XT3	**India**	IND		Indonesia	INA	3-2	
WED 19 JUL 201	09:00	XT7	Indonesia	INA		**Turkey**	TUR	2-3	
THU 20 JUL 201	09:30	0111	**India**	IND		Turkey	TUR	5-0	

Rank	Team	Seed	NOC	Matches			Games			Points		
				Played	Won	Lost	Won	Lost	Diff.	Won	Lost	Diff.
1	India		IND	2	2	0	17	7	+10	0	0	0
2	Turkey		TUR	2	1	1	7	18	-11	0	0	0
3	Indonesia		INA	2	0	2	10	13	-3	0	0	0

GROUP D

Date	Start Time	Match No	Name	NOC Code	Seed	Name	NOC Code	Score	Dur. (min)
WED 19 JUL 201	09:30	XT12	Hong Kong	HKG		**Japan**	JPN	0-5	
THU 20 JUL 201	09:00	XT12	**Chinese Taipei**	TPE		Hong Kong	HKG	5-0	
WED 19 JUL 201	15:00	XT12	**Chinese Taipei**	TPE		Japan	JPN	4-1	

Rank	Team	Seed	NOC	Matches			Games			Points		
				Played	Won	Lost	Won	Lost	Diff.	Won	Lost	Diff.
1	Chinese Taipei		TPE	2	2	0	18	3	+15	0	0	0
2	Japan		JPN	2	1	1	12	9	+3	0	0	0
3	Hong Kong		HKG	2	0	2	2	20	-18	0	0	0

Draw

Quarterfinals	NOC	Seed
China	CHN	
Turkey	TUR	
Chinese Taipei	TPE	
Ukraine	UKR	
Russia	RUS	
India	IND	
Japan	JPN	
South Korea	KOR	

Semifinals	
China	3-0
Chinese Taipei	3-1
Russia	3-0
South Korea	3-0

Final	
China	3-1
Russia	3-1

CLASSIFICATION		
Gold	China	CH
Silver	Russia	RUS
Bronze	Chinese Taipei	TPE

Gold Medal

China
3-2

Bronze Medal

Chinese Taipei	TPE	**Chinese Taipei**
South Korea	KOR	**3-2**

Report Created THU 20 JUL 2017 15:28

WED 19 JUL 2017
Start Time 15:00

Match Results

BOZEVA S.\TYANKOV N. (BUL) **0 - 2** **KARPOV A.\SOBOLEVA A. (RU**
(14-21, 10-21)

Match No: XT1 Court: : Court 1

Game Summary		**Match**	**1st Game**	**2nd Game**
BOZEVA S.\TYANKOV N.	BUL	**0**	14	10
KARPOV A.\SOBOLEVA A.	**RUS**	**2**	21	21
Duration		**17min**	9min	8min
Longest rally (seconds)		**-**	-	-
Average rally (seconds)		**-**	-	-
Shuttles used		**-**	-	-

Umpires: EKIN Mehmet (TUR) Service Judge: AKIN Emir (TUR)

	BOZEVA S.\TYANKOV N. (BUL)		**KARPOV A.\SOBOLEVA A. (RUS)**	
	Game		**Game**	
Player Statistics	**1**	**2**	**1**	**2**
Total points played	35	31	35	31
Total points won	14	10	21	21
Most consecutive points won	3	4	7	6
Match points	-	-	-	1
Game points	-	-	1	-
Points scored without serve	9	5	9	5
Points scored with serve	5	5	12	16
Biggest lead	3	1	7	11
Biggest comeback to win the game	-	-	3	1
Service faults	5	4	6	3
Penalties, Yellow/Red/Black Card(S	-	-	-	-

| | | |

WED 19 JUL 2017
Start Time 16:00

Match Results

GETOV Lyudmil Krasimirov (BU **0 - 2** **GULOMZODA Shokhzod Khud**
(10-21, 10-21)

Match No: 015 Court: : Court 1

Game Summary		**Match**	**1st Game**	**2nd Game**
GETOV Lyudmil Krasimirov	BUL	**0**	10	10
GULOMZODA Shokhzod Khudodagi	**RUS**	**2**	21	21
Duration		**3min**	3min	0min
Longest rally (seconds)		**-**	-	-
Average rally (seconds)		**-**	-	-
Shuttles used		**3**	2	1

Umpires: AKIN Emir (TUR) Service Judge: AYGUN Yilmaz (TUR)

	GETOV Lyudmil Krasimirov (BUL)		**GULOMZODA Shokhzod Khudodagi (RUS)**	
	Game		**Game**	
Player Statistics	**1**	**2**	**1**	**2**
Total points played	31	31	31	31
Total points won	10	10	21	21
Most consecutive points won	2	3	5	6
Match points	-	-	-	1
Game points	-	-	1	-
Points scored without serve	9	7	9	7
Points scored with serve	1	3	12	14
Biggest lead	1	-	11	11
Biggest comeback to win the game	-	-	1	-
Service faults	-	-	-	-
Penalties, Yellow/Red/Black Card(S	-	-	-	-

1	GETOV Lyudmil Krasimirov (BUL)	1			2					3			4					5		6	7		8				9		1			
	GULOMZODA Shokhzod Khudoda		1	2		3	4	5	6	7		8	9		1	1	1	1		1			1		1	1	1		1		2	2

2	GETOV Lyudmil Krasimirov (BUL)							1			2				3	4	5			6	7					8		9		1		
	GULOMZODA Shokhzod Khudoda	1	2	3	4	5	6		7	8		9	1	1				1	1			1	1	1	1		1		1		2	2

LEGEND

998	Mixed's Service Double	**999**	Mixed's Service	**MD**	Men's Doubles	**MS**	Men's Singles	**R**	Red Card
WD	Women's Doubles	**WS**		**XD**	Mixed's Doubles	**XT**	Mixed's Team	**Y**	Yellow Card

Note: The "Greatest deficit overcome" only applies when the player ends up winning the game.

Report Created WED 19 JUL 2017 10:02

Bafra Sport Salonu
Badminton
Mixed's Team - Women Single
Round-Robin
Match 1

WED 19 JUL 2017
Start Time 17:00

Match Results

KOLITSOVA Gabriela Dimitrova **0 - 2** **SHTAYGER Olga Andreevna (**
(9-21, 5-21)

Match No: 015 Court: : Court 1

Game Summary		Match	1st Game	2nd Game
KOLITSOVA Gabriela Dimitrova	BUL	**0**	9	5
SHTAYGER Olga Andreevna	**RUS**	**2**	21	21
	Duration	**19min**	11min	8min
	Longest rally (seconds)	**-**	-	-
	Average rally (seconds)	**-**	-	-
	Shuttles used	**2**	1	1

Umpires: AYGUN Yilmaz (TUR) Service Judge: BIRINCI Ali Mesut (TUR)

	KOLITSOVA Gabriela Dimitrova (BUL)		**SHTAYGER Olga Andreevna (RUS)**	
	Game		**Game**	
Player Statistics	**1**	**2**	**1**	**2**
Total points played	30	26	30	26
Total points won	9	5	21	21
Most consecutive points won	2	2	5	7
Match points	-	-	-	1
Game points	-	-	1	-
Points scored without serve	7	4	7	4
Points scored with serve	2	1	14	17
Biggest lead	-	-	12	16
Biggest comeback to win the game	-	-	-	-
Service faults	-	-	-	-
Penalties, Yellow/Red/Black Card(S	-	-	-	-

1	KOLITSOVA Gabriela Dimitrova (B						1			2		3					4	5			6	7			8			9			
	SHTAYGER Olga Andreevna (RUS	1	2	3	4	5		6	7		8		9	1	1	1			1	1			1	1		1	1		1	2	2

2	KOLITSOVA Gabriela Dimitrova (B					1			2	3		4								5											
	SHTAYGER Olga Andreevna (RUS	1	2	3	4		5	6			7		8	9	1	1	1	1	1		1	1	1	1	1	2	2				

LEGEND

998	Mixed's Service Double	**999**	Mixed's Service	**MD**	Men's Doubles	**MS**	Men's Singles	**R**	Red Card
WD	Women's Doubles	**WS**		**XD**	Mixed's Doubles	**XT**	Mixed's Team	**Y**	Yellow Card

Note: The "Greatest deficit overcome" only applies when the player ends up winning the game.

Report Created WED 19 JUL 2017 09:34

WED 19 JUL 2017
Start Time 18:00

Match Results

GETOV L.\TYANKOV N. (BUL) **0 - 2** **ANTONOV V.\EFREMOV M. (R**
(7-21, 16-21)

Match No: 015 Court: : Court 1

Game Summary		Match	1st Game	2nd Game
GETOV L.\TYANKOV N.	BUL	**0**	7	16
ANTONOV V.\EFREMOV M.	**RUS**	**2**	21	21
Duration		**12min**	9min	3min
Longest rally (seconds)		**-**	-	-
Average rally (seconds)		**-**	-	-
Shuttles used		**5**	2	3

Umpires: BIRINCI Ali Mesut (TUR) Service Judge: CINAR Tekin (TUR)

Player Statistics	GETOV L.\TYANKOV N. (BUL) Game 1	GETOV L.\TYANKOV N. (BUL) Game 2	ANTONOV V.\EFREMOV M. (RUS) Game 1	ANTONOV V.\EFREMOV M. (RUS) Game 2
Total points played	28	37	28	37
Total points won	7	16	21	21
Most consecutive points won	2	3	9	4
Match points	-	-	-	3
Game points	-	-	1	-
Points scored without serve	5	9	6	9
Points scored with serve	2	7	15	12
Biggest lead	1	1	14	8
Biggest comeback to win the game	-	-	1	1
Service faults	-	-	-	-
Penalties, Yellow/Red/Black Card(S	-	-	-	-

| | | |

WED 19 JUL 2017
Start Time 19:00

Match Results

BOZEVA S.\KOLITSOVA G. (BU **0 - 2** **DORMIDONTOVA\KHAKIMOVA**
(16-21, 16-21)

Match No: 015 Court: : Court 1

Game Summary		Match	1st Game	2nd Game
BOZEVA S.\KOLITSOVA G.	BUL	**0**	16	16
DORMIDONTOVA\KHAKIMOVA K.	**RUS**	**2**	21	21
Duration		**22min**	11min	11min
Longest rally (seconds)		**-**	-	-
Average rally (seconds)		**-**	-	-
Shuttles used		**-**	-	-

Umpires: CINAR Tekin (TUR) Service Judge: EKIN Mehmet (TUR)

Player Statistics	BOZEVA S.\KOLITSOVA G. (BUL)		**DORMIDONTOVA\KHAKIMOVA K. (RUS)**	
	Game		**Game**	
	1	**2**	**1**	**2**
Total points played	37	37	37	37
Total points won	16	16	21	21
Most consecutive points won	3	3	6	4
Match points	-	-	-	3
Game points	-	-	1	-
Points scored without serve	9	10	9	10
Points scored with serve	7	6	12	11
Biggest lead	2	-	5	6
Biggest comeback to win the game	-	-	2	-
Service faults	-	-	-	-
Penalties, Yellow/Red/Black Card(S	-	-	-	-

| | | |

THU 20 JUL 2017
Start Time 09:30

Match Results

DING Y.\ZHANG H. (CHN) **1 - 2** **KARPOV A.\SOBOLEVA A. (RU**
(16-21, 21-17, 12-21)

Match No: XT9 Court: : Court 1

Game Summary		**Match**	**1st Game**	**2nd Game**	**3rd Game**
DING Y.\ZHANG H.	CHN	**1**	16	21	12
KARPOV A.\SOBOLEVA A.	**RUS**	**2**	21	17	21
Duration		**42min**	14min	15min	13min
Longest rally (seconds)		**-**	-	-	-
Average rally (seconds)		**-**	-	-	-
Shuttles used		**-**	-	-	-

Umpires: CINAR Tekin (TUR) Service Judge: EKIN Mehmet (TUR)

Player Statistics	DING Y.\ZHANG H. (CHN)			**KARPOV A.\SOBOLEVA A. (RUS)**		
	Game			**Game**		
	1	**2**	**3**	**1**	**2**	**3**
Total points played	37	38	33	37	38	33
Total points won	16	21	12	21	17	21
Most consecutive points won	3	4	2	5	4	8
Match points	-	-	-	-	-	2
Game points	-	1	-	1	-	-
Points scored without serve	9	12	7	9	11	8
Points scored with serve	7	9	5	12	6	13
Biggest lead	3	4	2	5	5	9
Biggest comeback to win the game	-	5	-	3	-	2
Service faults	-	-	-	-	-	-
Penalties, Yellow/Red/Black Card(S	-	-	-	-	-	-

| | | |

THU 20 JUL 2017
Start Time 10:30

Match Results

TANG Kaifeng (CHN) **2 - 1** GULOMZODA Shokhzod Khudo
(21-14, 11-21, 21-14)

Match No: XT9 Court: : Court 1

Game Summary		Match	1st Game	2nd Game	3rd Game
TANG Kaifeng	**CHN**	**2**	21	11	21
GULOMZODA Shokhzod Khudodagi	RUS	**1**	14	21	14
Duration		**27min**	4min	16min	7min
Longest rally (seconds)		**-**	-	-	-
Average rally (seconds)		**-**	-	-	-
Shuttles used		**11**	6	4	1

Umpires: AKIN Emir (TUR) Service Judge: AYGUN Yilmaz (TUR)

Player Statistics	TANG Kaifeng (CHN) Game 1	Game 2	Game 3	GULOMZODA Shokhzod Khudodagi (RUS) Game 1	Game 2	Game 3
Total points played	35	32	35	35	32	35
Total points won	21	11	21	14	21	14
Most consecutive points won	11	2	7	6	5	3
Match points	-	-	2	-	-	-
Game points	3	-	-	-	2	-
Points scored without serve	7	9	9	6	10	8
Points scored with serve	14	2	12	8	11	6
Biggest lead	9	-	9	6	11	1
Biggest comeback to win the game	6	-	1	-	-	-
Service faults	-	-	-	-	-	-
Penalties, Yellow/Red/Black Card(S	-	-	-	-	-	-

| | | |

THU 20 JUL 2017
Start Time 11:30

Match Results

WANG Meng (CHN) **2 - 0** SHTAYGER Olga Andreevna (R
(21-15, 21-12)

Match No: XT9 Court: : Court 1

Game Summary		Match	1st Game	2nd Game
WANG Meng	**CHN**	**2**	21	21
SHTAYGER Olga Andreevna	RUS	**0**	15	12
Duration		**18min**	7min	11min
Longest rally (seconds)		**-**	-	-
Average rally (seconds)		**-**	-	-
Shuttles used		**4**	2	2

Umpires: BIRINCI Ali Mesut (TUR) Service Judge: CINAR Tekin (TUR)

Player Statistics	WANG Meng (CHN)		SHTAYGER Olga Andreevna (RUS)	
	Game		Game	
	1	**2**	**1**	**2**
Total points played	36	33	36	33
Total points won	21	21	15	12
Most consecutive points won	6	6	3	2
Match points	-	3	-	-
Game points	2	-	-	-
Points scored without serve	11	10	10	10
Points scored with serve	10	11	5	2
Biggest lead	10	10	1	2
Biggest comeback to win the game	1	2	-	-
Service faults	-	-	-	-
Penalties, Yellow/Red/Black Card(S	-	-	-	-

| | | |

THU 20 JUL 2017
Start Time 12:30

Match Results

LU G.\TANG K. (CHN) **0 - 2** **EFREMOV M.\KARPOV A. (RU**
(16-21, 14-21)

Match No: XT9 Court: : Court 1

Game Summary		Match	1st Game	2nd Game
LU G.\TANG K.	CHN	**0**	16	14
EFREMOV M.\KARPOV A.	**RUS**	**2**	21	21
Duration		**22min**	9min	13min
Longest rally (seconds)		**-**	-	-
Average rally (seconds)		**-**	-	-
Shuttles used		**4**	3	1

Umpires: EKIN Mehmet (TUR) Service Judge: AKIN Emir (TUR)

Player Statistics	LU G.\TANG K. (CHN) Game 1	LU G.\TANG K. (CHN) Game 2	EFREMOV M.\KARPOV A. (RUS) Game 1	EFREMOV M.\KARPOV A. (RUS) Game 2
Total points played	37	35	37	35
Total points won	16	14	21	21
Most consecutive points won	2	3	4	3
Match points	-	-	-	3
Game points	-	-	1	-
Points scored without serve	12	10	12	10
Points scored with serve	4	4	9	11
Biggest lead	-	2	5	8
Biggest comeback to win the game	-	-	-	2
Service faults	1	4	2	4
Penalties, Yellow/Red/Black Card(S	-	-	-	-

| | | |

THU 20 JUL 2017
Start Time 13:30

Match Results

WANG M.\ZHANG H. (CHN) **2 - 0** KHAKIMOVA K.\SOBOLEVA A. (
(21-17, 21-14)

Match No: XT9 Court: : Court 1

Game Summary		Match	1st Game	2nd Game
WANG M.\ZHANG H.	**CHN**	**2**	21	21
KHAKIMOVA K.\SOBOLEVA A.	RUS	**0**	17	14
Duration		**30min**	17min	13min
Longest rally (seconds)		**-**	-	-
Average rally (seconds)		**-**	-	-
Shuttles used		**3**	1	2

Umpires: AYGUN Yilmaz (TUR) Service Judge: BIRINCI Ali Mesut (TUR)

	WANG M.\ZHANG H. (CHN)		KHAKIMOVA K.\SOBOLEVA A. (RUS)	
	Game		**Game**	
Player Statistics	**1**	**2**	**1**	**2**
Total points played	38	35	38	35
Total points won	21	21	17	14
Most consecutive points won	6	4	3	3
Match points	-	1	-	-
Game points	1	-	-	-
Points scored without serve	10	10	9	10
Points scored with serve	11	11	8	4
Biggest lead	4	7	2	-
Biggest comeback to win the game	2	-	-	-
Service faults	-	-	-	-
Penalties, Yellow/Red/Black Card(S	-	-	-	-

| | | |

THU 20 JUL 2017
Start Time 15:00

Match Results

KARPOV A.\SOBOLEVA A. (RU **2 - 0** BHAKER R.\WAMBURKAR G. (I
(21-9, 21-13)

Match No: 0115 Court: : Court 3

Game Summary		Match	1st Game	2nd Game
KARPOV A.\SOBOLEVA A.	**RUS**	**2**	21	21
BHAKER R.\WAMBURKAR G.	IND	**0**	9	13
Duration		**15min**	7min	8min
Longest rally (seconds)		**-**	-	-
Average rally (seconds)		**-**	-	-
Shuttles used		**-**	-	-

Umpires: YAVUZ Nadir (TUR) Service Judge: GULER Kaan (TUR)

Player Statistics	KARPOV A.\SOBOLEVA A. (RUS)		BHAKER R.\WAMBURKAR G. (IND)	
	Game		Game	
	1	**2**	**1**	**2**
Total points played	30	34	30	34
Total points won	21	21	9	13
Most consecutive points won	4	5	1	3
Match points	-	2	-	-
Game points	1	-	-	-
Points scored without serve	9	11	9	11
Points scored with serve	12	10	-	2
Biggest lead	12	8	-	-
Biggest comeback to win the game	-	-	-	-
Service faults	-	-	-	-
Penalties, Yellow/Red/Black Card(S	-	-	-	-

| | | |

THU 20 JUL 2017
Start Time 17:00

Match Results

SHTAYGER Olga Andreevna (**2 - 0** JAYARATCHAGAN Jerlin (IND)
(21-8, 21-7)

Match No: 0115 Court: : Court 3

Game Summary		Match	1st Game	2nd Game
SHTAYGER Olga Andreevna	**RUS**	**2**	21	21
JAYARATCHAGAN Jerlin	IND	**0**	8	7
Duration		**7min**	7min	0min
Longest rally (seconds)		**-**	-	-
Average rally (seconds)		**-**	-	-
Shuttles used		**2**	2	-

Umpires: EKIN Mehmet (TUR) Service Judge: GOK Ramazan (TUR)

Player Statistics	SHTAYGER Olga Andreevna (RUS) Game 1	SHTAYGER Olga Andreevna (RUS) Game 2	JAYARATCHAGAN Jerlin (IND) Game 1	JAYARATCHAGAN Jerlin (IND) Game 2
Total points played	29	28	29	28
Total points won	21	21	8	7
Most consecutive points won	6	6	2	3
Match points	-	2	-	-
Game points	2	-	-	-
Points scored without serve	9	5	7	5
Points scored with serve	12	16	1	2
Biggest lead	13	14	-	-
Biggest comeback to win the game	-	-	-	-
Service faults	3	-	4	-
Penalties, Yellow/Red/Black Card(S	-	-	-	-

1	SHTAYGER Olga Andreevna (RUS	1	2	3	4		5	6		7	8			9		1	1		1	1	1	1	1	1		1	1	2		2
	JAYARATCHAGAN Jerlin (IND)					1			2			3	4		5			6							7				8	

2	SHTAYGER Olga Andreevna (RUS	1	2	3	4	5	6		7	8	9				1	1	1	1	1		1	1	1	1		1	2		2	
	JAYARATCHAGAN Jerlin (IND)							1				2	3	4						5					6			7		

LEGEND

998	Mixed's Service Double	**999**	Mixed's Service	**MD**	Men's Doubles	**MS**	Men's Singles	**R**	Red Card
WD	Women's Doubles	**WS**	Women's Singles	**XD**	Mixed's Doubles	**XT**	Mixed's Team	**Y**	Yellow Card

Note: The "Greatest deficit overcome" only applies when the player ends up winning the game.

THU 20 JUL 2017
Start Time 16:00

Match Results

GULOMZODA Shokhzod Khud **2 - 0** SHARMA Abhinav (IND)
(21-13, 21-12)

Match No: 0115 Court: : Court 3

Game Summary		Match	1st Game	2nd Game
GULOMZODA Shokhzod Khudodagi	**RUS**	**2**	21	21
SHARMA Abhinav	IND	**0**	13	12
Duration		**17min**	9min	8min
Longest rally (seconds)		**-**	-	-
Average rally (seconds)		**-**	-	-
Shuttles used		**3**	3	-

Umpires: GULTEKIN Cengiz (TUR) Service Judge: GEYIK Mustafa (TUR)

Player Statistics	GULOMZODA Shokhzod Khudodagi (RUS)		SHARMA Abhinav (IND)	
	Game		Game	
	1	**2**	**1**	**2**
Total points played	34	33	34	33
Total points won	21	21	13	12
Most consecutive points won	5	7	2	3
Match points	-	3	-	-
Game points	3	-	-	-
Points scored without serve	9	8	9	8
Points scored with serve	12	13	4	4
Biggest lead	9	10	-	-
Biggest comeback to win the game	-	-	-	-
Service faults	-	-	-	-
Penalties, Yellow/Red/Black Card(S	-	-	-	-

| | | |

FRI 21 JUL 2017
Start Time 09:30

Match Results

KARPOV A.\SOBOLEVA A. (RU **2 - 1** WOO J.\LEE S. (KOR)
(14-21, 21-18, 21-16)

Match No: XT18 Court: : Court 2

Game Summary		Match	1st Game	2nd Game	3rd Game
KARPOV A.\SOBOLEVA A.	**RUS**	**2**	14	21	21
WOO J.\LEE S.	KOR	**1**	21	18	16
Duration		**40min**	14min	9min	17min
Longest rally (seconds)		**-**	-	-	-
Average rally (seconds)		**-**	-	-	-
Shuttles used		**7**	2	2	3

Umpires: Referees: -

Player Statistics	KARPOV A.\SOBOLEVA A. (RUS)			WOO J.\LEE S. (KOR)		
	Game			Game		
	1	**2**	**3**	**1**	**2**	**3**
Total points played	35	39	37	35	39	37
Total points won	14	21	21	21	18	16
Most consecutive points won	2	4	5	4	4	3
Match points	-	-	1	-	-	-
Game points	-	1	-	1	-	-
Points scored without serve	9	11	10	10	10	10
Points scored with serve	5	10	11	11	8	6
Biggest lead	1	3	5	8	4	-
Biggest comeback to win the game	-	4	-	1	-	-
Service faults	-	-	-	-	-	-
Penalties, Yellow/Red/Black Card(S	-	-	-	-	-	-

| | | |

FRI 21 JUL 2017
Start Time 10:30

Match Results

GULOMZODA Shokhzod Khud **2 - 0** SEO Myeongsoo (KOR)
(21-11, 21-13)

Match No: XT18 Court: : Court 2

Game Summary		Match	1st Game	2nd Game
GULOMZODA Shokhzod Khudodagi	**RUS**	**2**	21	21
SEO Myeongsoo	KOR	**0**	11	13
Duration		**27min**	8min	19min
Longest rally (seconds)		**-**	-	-
Average rally (seconds)		**-**	-	-
Shuttles used		**10**	3	7

Umpires: Referees: -

Player Statistics	GULOMZODA Shokhzod Khudodagi (RUS)		SEO Myeongsoo (KOR)	
	Game		Game	
	1	**2**	**1**	**2**
Total points played	32	34	32	34
Total points won	21	21	11	13
Most consecutive points won	7	4	4	2
Match points	-	1	-	-
Game points	1	-	-	-
Points scored without serve	6	9	5	9
Points scored with serve	15	12	6	4
Biggest lead	10	8	-	2
Biggest comeback to win the game	-	2	-	-
Service faults	-	-	-	-
Penalties, Yellow/Red/Black Card(S	-	-	-	-

| | | |

FRI 21 JUL 2017
Start Time 11:30

Match Results

KHAKIMOVA Karina (RUS) **0 - 2** **LEE Soyeong (KOR)**
(16-21, 12-21)

Match No: XT18 Court: : Court 2

Game Summary		**Match**	**1st Game**	**2nd Game**
KHAKIMOVA Karina	RUS	**0**	16	12
LEE Soyeong	**KOR**	**2**	21	21
Duration		**20min**	14min	6min
Longest rally (seconds)		**-**	-	-
Average rally (seconds)		**-**	-	-
Shuttles used		**2**	-	2

Umpires: Referees: -

	KHAKIMOVA Karina (RUS)		**LEE Soyeong (KOR)**	
	Game		**Game**	
Player Statistics	**1**	**2**	**1**	**2**
Total points played	37	33	37	33
Total points won	16	12	21	21
Most consecutive points won	4	2	5	5
Match points	-	-	-	2
Game points	-	-	1	-
Points scored without serve	9	9	9	9
Points scored with serve	7	3	12	12
Biggest lead	5	-	5	10
Biggest comeback to win the game	-	-	5	-
Service faults	-	-	-	-
Penalties, Yellow/Red/Black Card(S	-	-	-	-

| | | |

FRI 21 JUL 2017
Start Time 12:30

Match Results

EFREMOV M.\KARPOV A. (RU **2 - 1** SHIN K.\SHIN H. (KOR)
(21-18, 17-21, 21-5)

Match No: XT18 Court: : Court 2

Game Summary		Match	1st Game	2nd Game	3rd Game
EFREMOV M.\KARPOV A.	**RUS**	**2**	21	17	21
SHIN K.\SHIN H.	KOR	**1**	18	21	5
Duration		**47min**	14min	19min	14min
Longest rally (seconds)		-	-	-	-
Average rally (seconds)		-	-	-	-
Shuttles used		-	-	-	-

Umpires: Referees: -

Player Statistics	EFREMOV M.\KARPOV A. (RUS) Game 1	Game 2	Game 3	SHIN K.\SHIN H. (KOR) Game 1	Game 2	Game 3
Total points played	39	38	26	39	38	26
Total points won	21	17	21	18	21	5
Most consecutive points won	4	3	8	3	3	1
Match points	-	-	1	-	-	-
Game points	3	-	-	-	1	-
Points scored without serve	12	11	6	12	12	5
Points scored with serve	9	6	15	6	9	-
Biggest lead	4	3	16	4	4	-
Biggest comeback to win the game	4	-	-	-	3	-
Service faults	-	-	-	-	-	-
Penalties, Yellow/Red/Black Card(S	-	-	-	-	-	-

| | | |

FRI 21 JUL 2017
Start Time 15:00

Match Results

ZHANG H.\DING Y. (CHN) **0 - 2** **KARPOV A.\SOBOLEVA A. (RU**
(21-23, 17-21)

Match No: XT19 Court: : Court 3

Game Summary		Match	1st Game	2nd Game
ZHANG H.\DING Y.	CHN	**0**	21	17
KARPOV A.\SOBOLEVA A.	**RUS**	**2**	23	21
Duration		**11min**	11min	0min
Longest rally (seconds)		**-**	-	-
Average rally (seconds)		**-**	-	-
Shuttles used		**5**	3	2

Umpires: SONDERGAARD Jespr (DEN) Service Judge: OZARSLAN Omer (TUR)

Player Statistics	ZHANG H.\DING Y. (CHN) Game 1	ZHANG H.\DING Y. (CHN) Game 2	KARPOV A.\SOBOLEVA A. (RUS) Game 1	KARPOV A.\SOBOLEVA A. (RUS) Game 2
Total points played	44	38	44	38
Total points won	21	17	23	21
Most consecutive points won	4	6	3	5
Match points	-	-	-	7
Game points	2	-	1	-
Points scored without serve	13	11	13	11
Points scored with serve	8	6	10	10
Biggest lead	2	2	2	9
Biggest comeback to win the game	-	-	2	2
Service faults	-	-	-	-
Penalties, Yellow/Red/Black Card(S	-	-	-	-

| | | |

FRI 21 JUL 2017
Start Time 16:00

Match Results

TANG Kaifeng (CHN) **2 - 0** GULOMZODA Shokhzod Khudo
(22-20, 21-16)

Match No: XT19 Court: : Court 3

Game Summary		Match	1st Game	2nd Game
TANG Kaifeng	**CHN**	**2**	22	21
GULOMZODA Shokhzod Khudodagi	RUS	**0**	20	16
Duration		**36min**	19min	17min
Longest rally (seconds)		**-**	-	-
Average rally (seconds)		**-**	-	-
Shuttles used		**8**	5	3

Umpires: AKIN Emir (TUR) Service Judge: GULER Kaan (TUR)

Player Statistics	TANG Kaifeng (CHN)		GULOMZODA Shokhzod Khudodagi (RUS)	
	Game		Game	
	1	**2**	**1**	**2**
Total points played	42	37	42	37
Total points won	22	21	20	16
Most consecutive points won	5	5	4	3
Match points	-	1	-	-
Game points	5	-	-	-
Points scored without serve	11	10	11	10
Points scored with serve	11	11	9	6
Biggest lead	4	5	2	2
Biggest comeback to win the game	2	2	-	-
Service faults	-	-	-	-
Penalties, Yellow/Red/Black Card(S	-	-	-	-

| | | |

Bafra Sport Salonu
Badminton
Mixed's Team - Women Single
Gold-medal Match
Match 19

FRI 21 JUL 2017
Start Time 17:00

Match Results

WANG Meng (CHN) **2 - 0** KHAKIMOVA Karina (RUS)
(21-13, 21-12)

Match No: XT19 Court: : Court 3

Game Summary		Match	1st Game	2nd Game
WANG Meng	**CHN**	**2**	21	21
KHAKIMOVA Karina	RUS	**0**	13	12
	Duration	**0min**	0min	0min
	Longest rally (seconds)	**-**	-	-
	Average rally (seconds)	**-**	-	-
	Shuttles used	**2**	-	2

Umpires: EKINCI Mehmet (TUR) Service Judge: AYGUN Yilmaz (TUR)

	WANG Meng (CHN)		KHAKIMOVA Karina (RUS)	
	Game		Game	
Player Statistics	**1**	**2**	**1**	**2**
Total points played	34	33	34	33
Total points won	21	21	13	12
Most consecutive points won	5	6	3	2
Match points	-	2	-	-
Game points	1	-	-	-
Points scored without serve	10	10	10	10
Points scored with serve	11	11	3	2
Biggest lead	10	9	-	2
Biggest comeback to win the game	-	2	-	-
Service faults	-	-	-	-
Penalties, Yellow/Red/Black Card(S	-	-	-	-

1	WANG Meng (CHN)	1		2	3	4	5	6		7		8		9	1		1	1	1	1		1	1				1			1		1		2	2
	KHAKIMOVA Karina (RUS)		1						2		3		4			5					6			7	8	9		1	1		1		1		

2	WANG Meng (CHN)			1	2	3	4	5	6		7		8		9		1	1		1			1	1	1		1	1	1		1	2		2	
	KHAKIMOVA Karina (RUS)	1	2							3		4		5		6			7		8	9				1				1			1		

LEGEND

MD	Men's Doubles	**MS**	Men's Singles	**R**	Red Card	**WD**	Women's Doubles	**WS**	Women's Singles
XD	Mixed's Doubles	**XT**	Mixed's Team	**Y**	Yellow Card				

Note: The "Greatest deficit overcome" only applies when the player ends up winning the game.

Report Created FRI 21 JUL 2017 15:35

FRI 21 JUL 2017
Start Time 18:00

Match Results

DING Y.\LU G. (CHN) **0 - 2** **EFREMOV M.\KARPOV A. (RU**
(16-21, 14-21)

Match No: XT19 Court: : Court 3

Game Summary		Match	1st Game	2nd Game
DING Y.\LU G.	CHN	**0**	16	14
EFREMOV M.\KARPOV A.	**RUS**	**2**	21	21
	Duration	**25min**	12min	13min
	Longest rally (seconds)	**-**	-	-
	Average rally (seconds)	**-**	-	-
	Shuttles used	**2**	1	1

Umpires: GULTEKIN Cengiz (TUR) Service Judge: UGUR Ilhan (TUR)

Player Statistics	DING Y.\LU G. (CHN)		EFREMOV M.\KARPOV A. (RUS)	
	Game		Game	
	1	2	1	2
Total points played	37	35	37	35
Total points won	16	14	21	21
Most consecutive points won	3	3	4	4
Match points	-	-	-	1
Game points	-	-	2	-
Points scored without serve	13	11	13	11
Points scored with serve	3	3	8	10
Biggest lead	2	1	5	7
Biggest comeback to win the game	-	-	2	1
Service faults	-	-	-	-
Penalties, Yellow/Red/Black Card(S	-	-	-	-

| | | |

FRI 21 JUL 2017
Start Time 19:00

Match Results

WANG M.\ZHANG H. (CHN) **2 - 0** SHTAYGER O.\SOBOLEVA A. (
(21-15, 21-10)

Match No: XT19 Court: : Court 3

Game Summary		Match	1st Game	2nd Game
WANG M.\ZHANG H.	**CHN**	**2**	21	21
SHTAYGER O.\SOBOLEVA A.	RUS	**0**	15	10
Duration		**26min**	17min	9min
Longest rally (seconds)		**-**	-	-
Average rally (seconds)		**-**	-	-
Shuttles used		**4**	-	4

Umpires: YASAR Mustafa (TUR) Service Judge: EKIN Mehmet (TUR)

Player Statistics	WANG M.\ZHANG H. (CHN) Game 1	WANG M.\ZHANG H. (CHN) Game 2	SHTAYGER O.\SOBOLEVA A. (RUS) Game 1	SHTAYGER O.\SOBOLEVA A. (RUS) Game 2
Total points played	36	31	36	31
Total points won	21	21	15	10
Most consecutive points won	6	8	4	2
Match points	-	1	-	-
Game points	1	-	-	-
Points scored without serve	9	8	8	8
Points scored with serve	12	13	7	2
Biggest lead	6	11	1	1
Biggest comeback to win the game	1	1	-	-
Service faults	-	-	-	-
Penalties, Yellow/Red/Black Card(S	-	-	-	-

| | | |

FRI 21 JUL 2017
Start Time 15:00

Match Results

CHEN C.\FAN J. (TPE) **2 - 1** WOO J.\LEE S. (KOR)
(21-14, 21-23, 21-14)

Match No: XT20 Court: : Court 5

Game Summary		Match	1st Game	2nd Game	3rd Game
CHEN C.\FAN J.	**TPE**	**2**	21	21	21
WOO J.\LEE S.	KOR	**1**	14	23	14
Duration		**54min**	13min	22min	19min
Longest rally (seconds)		**-**	-	-	-
Average rally (seconds)		**-**	-	-	-
Shuttles used		**-**	-	-	-

Umpires: KOROGLU Ertugrul (TUR) Service Judge: ENGIN Gokhan (TUR)

Player Statistics	CHEN C.\FAN J. (TPE) Game 1	CHEN C.\FAN J. (TPE) Game 2	CHEN C.\FAN J. (TPE) Game 3	WOO J.\LEE S. (KOR) Game 1	WOO J.\LEE S. (KOR) Game 2	WOO J.\LEE S. (KOR) Game 3
Total points played	35	44	35	35	44	35
Total points won	21	21	21	14	23	14
Most consecutive points won	4	3	3	4	3	2
Match points	-	-	1	-	-	-
Game points	1	2	-	-	1	-
Points scored without serve	8	14	11	8	15	10
Points scored with serve	13	7	10	6	8	4
Biggest lead	8	2	7	-	3	1
Biggest comeback to win the game	-	-	1	-	2	-
Service faults	-	-	-	-	-	-
Penalties, Yellow/Red/Black Card(S	-	-	-	-	-	-

| | | |

FRI 21 JUL 2017
Start Time 16:00

Match Results

YIN Shih-Rong (TPE) **0 - 2** **SEO Myeongsoo (KOR)**
(5-21, 12-21)

Match No: XT20 Court: : Court 5

Game Summary		**Match**	**1st Game**	**2nd Game**
YIN Shih-Rong	TPE	**0**	5	12
SEO Myeongsoo	**KOR**	**2**	21	21
Duration		**20min**	9min	11min
Longest rally (seconds)		**-**	-	-
Average rally (seconds)		**-**	-	-
Shuttles used		**5**	1	4

Umpires: KASIMOGLU Ibrahim (TUR) Service Judge: YAVUZ Nadir (TUR)

Player Statistics	YIN Shih-Rong (TPE)		**SEO Myeongsoo (KOR)**	
	Game		**Game**	
	1	**2**	**1**	**2**
Total points played	26	33	26	33
Total points won	5	12	21	21
Most consecutive points won	2	4	8	6
Match points	-	-	-	1
Game points	-	-	2	-
Points scored without serve	4	7	5	7
Points scored with serve	1	5	16	14
Biggest lead	-	-	16	11
Biggest comeback to win the game	-	-	-	-
Service faults	-	-	-	-
Penalties, Yellow/Red/Black Card(S	-	-	-	-

| | | |

FRI 21 JUL 2017
Start Time 17:00

Match Results

SHEN Yan-Ru (TPE) **2 - 0** YU Eun Kyung (KOR)
(21-5, 21-5, 0-0)

Match No: XT20 Court: : Court 5

Game Summary		Match	1st Game	2nd Game	3rd Game
SHEN Yan-Ru	**TPE**	**2**	21	21	0
YU Eun Kyung	KOR	**0**	5	5	0
	Duration	**9min**	7min	2min	0min
	Longest rally (seconds)	**-**	-	-	-
	Average rally (seconds)	**-**	-	-	-
	Shuttles used	**2**	-	2	-

Umpires: Referees: -

Player Statistics	SHEN Yan-Ru (TPE) Game 1	Game 2	Game 3	YU Eun Kyung (KOR) Game 1	Game 2	Game 3
Total points played	26	26	-	26	26	-
Total points won	21	21	-	5	5	-
Most consecutive points won	9	6	-	2	1	-
Match points	-	-	-	-	-	-
Game points	1	1	-	-	-	-
Points scored without serve	4	5	-	3	5	-
Points scored with serve	17	16	-	2	-	-
Biggest lead	16	16	-	1	-	-
Biggest comeback to win the game	1	-	-	-	-	-
Service faults	-	-	-	-	-	-
Penalties, Yellow/Red/Black Card(S	-	-	-	-	-	-

1	SHEN Yan-Ru (TPE)		1	2	3	4	5	6			7		8	9	1	1	1		1	1	1	1	1	1	1	2	2
	YU Eun Kyung (KOR)	1							2	3		4						5									

2	SHEN Yan-Ru (TPE)	1		2	3	4	5		6	7	8		9	1	1	1	1	1		1	1		1	1	1	2	2
	YU Eun Kyung (KOR)		1					2				3							4			5					

LEGEND

MD	Men's Doubles	**MS**	Men's Singles	**R**	Red Card	**WD**	Women's Doubles	**WS**	Women's Singles
XD	Mixed's Doubles	**XT**	Mixed's Team	**Y**	Yellow Card				

Note: The "Greatest deficit overcome" only applies when the player ends up winning the game.

FRI 21 JUL 2017
Start Time 18:00

Match Results

CHEN C.\HUANG C. (TPE) **0 - 2** **SEO M.\SHIN H. (KOR)**
(13-21, 17-21)

Match No: XT20 Court: : Court 5

Game Summary		Match	1st Game	2nd Game
CHEN C.\HUANG C.	TPE	**0**	13	17
SEO M.\SHIN H.	**KOR**	**2**	21	21
Duration		**17min**	11min	6min
Longest rally (seconds)		**-**	-	-
Average rally (seconds)		**-**	-	-
Shuttles used		**5**	3	2

Umpires: BIRINCI Ali Mesut (TUR) Service Judge: GOK Ramazan (TUR)

Player Statistics	CHEN C.\HUANG C. (TPE)		SEO M.\SHIN H. (KOR)	
	Game		Game	
	1	2	1	2
Total points played	34	38	34	38
Total points won	13	17	21	21
Most consecutive points won	2	4	5	7
Match points	-	-	-	1
Game points	-	-	2	-
Points scored without serve	9	8	9	8
Points scored with serve	4	9	12	13
Biggest lead	1	1	8	7
Biggest comeback to win the game	-	-	1	1
Service faults	-	-	-	-
Penalties, Yellow/Red/Black Card(S	-	-	-	-

| | | |

FRI 21 JUL 2017
Start Time 19:00

Match Results

FAN J.\SHEN Y. (TPE) **2 - 1** JEONG S.\LEE S. (KOR)
(12-21, 21-14, 21-11)

Match No: XT20 Court: : Court 5

Game Summary		Match	1st Game	2nd Game	3rd Game
FAN J.\SHEN Y.	**TPE**	**2**	12	21	21
JEONG S.\LEE S.	KOR	**1**	21	14	11
	Duration	**31min**	12min	6min	13min
	Longest rally (seconds)	**-**	-	-	-
	Average rally (seconds)	**-**	-	-	-
	Shuttles used	**4**	3	1	-

Umpires: Referees: -

Player Statistics	FAN J.\SHEN Y. (TPE) Game 1	FAN J.\SHEN Y. (TPE) Game 2	FAN J.\SHEN Y. (TPE) Game 3	JEONG S.\LEE S. (KOR) Game 1	JEONG S.\LEE S. (KOR) Game 2	JEONG S.\LEE S. (KOR) Game 3
Total points played	33	35	32	33	35	32
Total points won	12	21	21	21	14	11
Most consecutive points won	4	4	7	5	2	3
Match points	-	-	2	-	-	-
Game points	-	2	-	1	-	-
Points scored without serve	9	14	8	10	13	8
Points scored with serve	3	7	13	11	1	3
Biggest lead	-	7	11	9	-	-
Biggest comeback to win the game	-	-	-	-	-	-
Service faults	-	-	-	-	-	-
Penalties, Yellow/Red/Black Card(S	-	-	-	-	-	-

| | | |

Team Medallists

Medal	NOC	Name
GOLD	RUS - Russia	KARPOV Artemy Mikhailovich SOBOLEVA Alena Igorevna
SILVER	MAS - Malaysia	BOON Wei Ying FRANCIS TAN Heng Bock
BRONZE	CHN - China	DING Yibo ZHANG Heng Yan

Group Play Summary

As of TUE 25 JUL 2017 at 11:00

GROUP A

Date	Start Time	Match No	Name	NOC Code	Seed	Name	NOC Code	Score	Dur. (min)
SUN 23 JUL 2017	17:30	XD1	**DING Y.\ZHANG H.**	CHN		SHIN H.\PARK G.	KOR	2-0 (21:11, 21:16)	24min
MON 24 JUL 2017	17:30	XD13	**DING Y.\ZHANG H.**	CHN		KARPOV A.\SOBOLEVA A	RUS	2-0 (22:20, 21:9)	28min
TUE 25 JUL 2017	09:00	XD25	SHIN H.\PARK G.	KOR		**KARPOV A.\SOBOLEVA A**	RUS	0-2 (9:21, 21:23)	18min

Rank	Team	Seed	NOC	Matches			Games			Points		
				Played	Won	Lost	Won	Lost	Diff.	Won	Lost	Diff.
1	DING Y.\ZHANG H.		CHN	2	2	0	4	0	+4	85	56	+29
2	KARPOV A.\SOBOLEVA A		RUS	2	1	1	2	2	0	73	73	0
3	SHIN H.\PARK G.		KOR	2	0	2	0	4	-4	57	86	-29

GROUP B

Date	Start Time	Match No	Name	NOC Code	Seed	Name	NOC Code	Score	Dur. (min)
MON 24 JUL 2017	17:30	XD2	NUMAKURA M.\SHINADA	JPN		**GULOMZODA S.\SHTAYGE**	RUS	0-2 (13:21, 9:21)	21min
SUN 23 JUL 2017	17:30	XD14	**NUMAKURA M.\SHINADA**	JPN		TAKALO P.\CHORNA A.	UKR	2-1 (14:21, 21:11, 22:20)	37min
TUE 25 JUL 2017	09:00	XD26	**GULOMZODA S.\SHTAYGE**	RUS		TAKALO P.\CHORNA A.	UKR	2-0 (21:16, 21:18)	12min

Rank	Team	Seed	NOC	Matches			Games			Points		
				Played	Won	Lost	Won	Lost	Diff.	Won	Lost	Diff.
1	GULOMZODA S.\SHTAYGE		RUS	2	2	0	4	0	+4	84	56	+28
2	NUMAKURA M.\SHINADA		JPN	2	1	1	2	3	-1	79	94	-15
3	TAKALO P.\CHORNA A.		UKR	2	0	2	1	4	-3	86	99	-13

GROUP C

Date	Start Time	Match No	Name	NOC Code	Seed	Name	NOC Code	Score	Dur. (min)
MON 24 JUL 2017	17:30	XD3	YEO K.\FOO Z.	MAS		**EFREMOV M.\KHAKIMOVA**	RUS	0-2 (12:21, 19:21)	19min
SUN 23 JUL 2017	17:30	XD15	**YEO K.\FOO Z.**	MAS		YILMAZ D.\ULUDAG G.	TUR	2-0 (21:16, 21:11)	18min
TUE 25 JUL 2017	09:00	XD27	**EFREMOV M.\KHAKIMOVA**	RUS		YILMAZ D.\ULUDAG G.	TUR	2-0 (21:7, 21:12)	12min

Rank	Team	Seed	NOC	Matches			Games			Points		
				Played	Won	Lost	Won	Lost	Diff.	Won	Lost	Diff.
1	EFREMOV M.\KHAKIMOVA		RUS	2	2	0	4	0	+4	84	50	+34
2	YEO K.\FOO Z.		MAS	2	1	1	2	2	0	73	69	+4
3	YILMAZ D.\ULUDAG G.		TUR	2	0	2	0	4	-4	46	84	-38

GROUP D

Date	Start Time	Match No	Name	NOC Code	Seed	Name	NOC Code	Score	Dur. (min)
SUN 23 JUL 2017	17:30	XD4	SANTOS D.\ROCHA B.	BRA		**HERMAWAN A.\DZAKIA A**	INA	0-2 (12:21, 12:21)	18min
TUE 25 JUL 2017	09:00	XD16	SANTOS D.\ROCHA B.	BRA		**SHIN K.\JEONG S.**	KOR	0-2	
MON 24 JUL 2017	17:30	XD28	HERMAWAN A.\DZAKIA A	INA		**SHIN K.\JEONG S.**	KOR	0-2 (13:21, 11:21)	17min

Rank	Team	Seed	NOC	Matches			Games			Points		
				Played	Won	Lost	Won	Lost	Diff.	Won	Lost	Diff.
1	SHIN K.\JEONG S.		KOR	2	2	0	2	0	+2	42	24	+18
2	HERMAWAN A.\DZAKIA A		INA	2	1	1	2	2	0	66	66	0
3	SANTOS D.\ROCHA B.		BRA	2	0	2	0	2	-2	24	42	-18

Group Play Summary

As of TUE 25 JUL 2017 at 11:00

GROUP E

Date	Start Time	Match No	Name	NOC Code	Seed	Name	NOC Code	Score	Dur. (min)
MON 24 JUL 2017	17:30	XD5	**ANTONOV V.\DORMIDONT**	RUS		URAL B.\ERGINCAN E.	TUR	2-0 (21:13, 21:11)	13min
TUE 25 JUL 2017	09:00	XD17	**ANTONOV V.\DORMIDONT**	RUS		NEHAR T.\HOROBETS I.	UKR	2-0 (21:13, 22:20)	20min
SUN 23 JUL 2017	18:05	XD29	URAL B.\ERGINCAN E.	TUR		**NEHAR T.\HOROBETS I.**	UKR	0-2 (15:21, 14:21)	19min

Rank	Team	Seed	NOC	Matches			Games			Points		
				Played	Won	Lost	Won	Lost	Diff.	Won	Lost	Diff.
1	ANTONOV V.\DORMIDONT		RUS	2	2	0	4	0	+4	85	57	+28
2	NEHAR T.\HOROBETS I.		UKR	2	1	1	2	2	0	75	72	+3
3	URAL B.\ERGINCAN E.		TUR	2	0	2	0	4	-4	53	84	-31

GROUP F

Date	Start Time	Match No	Name	NOC Code	Seed	Name	NOC Code	Score	Dur. (min)
SUN 23 JUL 2017	18:05	XD6	DA COSTA M.\DE OLIVE	BRA		**MAHESH M.\U.V. N.**	IND	0-2 (16:21, 20:22)	19min
TUE 25 JUL 2017	09:35	XD18	DA COSTA M.\DE OLIVE	BRA		**SEO M.\YU E.**	KOR	0-2 (10:21, 7:21)	15min
MON 24 JUL 2017	18:05	XD30	MAHESH M.\U.V. N.	IND		**SEO M.\YU E.**	KOR	0-2 (10:21, 7:21)	

Rank	Team	Seed	NOC	Matches			Games			Points		
				Played	Won	Lost	Won	Lost	Diff.	Won	Lost	Diff.
1	SEO M.\YU E.		KOR	2	2	0	4	0	+4	84	34	+50
2	MAHESH M.\U.V. N.		IND	2	1	1	2	2	0	60	78	-18
3	DA COSTA M.\DE OLIVE		BRA	2	0	2	0	4	-4	53	85	-32

GROUP G

Date	Start Time	Match No	Name	NOC Code	Seed	Name	NOC Code	Score	Dur. (min)
TUE 25 JUL 2017	09:35	XD7	KAKIUCHI K.\YOSHIDA	JPN		**DOVYDAITIS T.\ZYMANT**	LTU	1-2 (21:13, 19:21, 17:21)	37min
SUN 23 JUL 2017	18:05	XD19	**KAKIUCHI K.\YOSHIDA**	JPN		HUANG C.\TU W.	TPE	2-1 (17:21, 21:11, 21:17)	33min
MON 24 JUL 2017	18:05	XD31	**DOVYDAITIS T.\ZYMANT**	LTU		HUANG C.\TU W.	TPE	2-0 (21:18, 22:20)	18min

Rank	Team	Seed	NOC	Matches			Games			Points		
				Played	Won	Lost	Won	Lost	Diff.	Won	Lost	Diff.
1	DOVYDAITIS T.\ZYMANT		LTU	2	2	0	4	1	+3	98	95	+3
2	KAKIUCHI K.\YOSHIDA		JPN	2	1	1	3	3	0	116	104	+12
3	HUANG C.\TU W.		TPE	2	0	2	1	4	-3	87	102	-15

GROUP H

Date	Start Time	Match No	Name	NOC Code	Seed	Name	NOC Code	Score	Dur. (min)
TUE 25 JUL 2017	09:35	XD8	DABOO J.\NALLURI J.	IND		**CHEN C.\SHEN Y.**	TPE	0-2 (10:21, 4:21)	15min
SUN 23 JUL 2017	18:05	XD20	**DABOO J.\NALLURI J.**	IND		BAYGELDI H.\KUCUKSEV	TUR	2-0 (21:14, 21:15)	18min
MON 24 JUL 2017	18:05	XD32	**CHEN C.\SHEN Y.**	TPE		BAYGELDI H.\KUCUKSEV	TUR	2-0	

Rank	Team	Seed	NOC	Matches			Games			Points		
				Played	Won	Lost	Won	Lost	Diff.	Won	Lost	Diff.
1	CHEN C.\SHEN Y.		TPE	2	2	0	2	0	+2	42	14	+28
2	DABOO J.\NALLURI J.		IND	2	1	1	2	2	0	56	71	-15
3	BAYGELDI H.\KUCUKSEV		TUR	2	0	2	0	2	-2	29	42	-13

Group Play Summary

As of TUE 25 JUL 2017 at 11:00

GROUP I

Date	Start Time	Match No	Name	NOC Code	Seed	Name	NOC Code	Score	Dur. (min)
MON 24 JUL 2017	18:05	XD9	TYANKOV N.\KOLITSOVA	BUL		**SHARMA A.\JAYARATCHA**	IND	0-2 (16:21, 17:21)	22min
SUN 23 JUL 2017	18:05	XD21	TYANKOV N.\KOLITSOVA	BUL		**OZER K.\KAYGIN N.**	TUR	0-2 (11:21, 16:21)	
TUE 25 JUL 2017	09:35	XD33	**SHARMA A.\JAYARATCHA**	IND		OZER K.\KAYGIN N.	TUR	2-1 (21:13, 18:21, 21:13)	33min

Rank	Team	Seed	NOC	Matches			Games			Points		
				Played	Won	Lost	Won	Lost	Diff.	Won	Lost	Diff.
1	SHARMA A.\JAYARATCHA		IND	2	2	0	4	1	+3	102	80	+22
2	OZER K.\KAYGIN N.		TUR	2	1	1	3	2	+1	89	87	+2
3	TYANKOV N.\KOLITSOVA		BUL	2	0	2	0	4	-4	60	84	-24

GROUP J

Date	Start Time	Match No	Name	NOC Code	Seed	Name	NOC Code	Score	Dur. (min)
MON 24 JUL 2017	18:05	XD10	**WEN Y.\WANG M.**	CHN		TAM L.\CHAN W.	HKG	2-0 (21:11, 21:4)	11min
SUN 23 JUL 2017	18:40	XD22	WEN Y.\WANG M.	CHN		**WOO J.\LEE S.**	KOR	0-2 (20:22, 18:21)	29min
TUE 25 JUL 2017	09:35	XD34	TAM L.\CHAN W.	HKG		**WOO J.\LEE S.**	KOR	0-2 (7:21, 4:21)	14min

Rank	Team	Seed	NOC	Matches			Games			Points		
				Played	Won	Lost	Won	Lost	Diff.	Won	Lost	Diff.
1	WOO J.\LEE S.		KOR	2	2	0	4	0	+4	85	49	+36
2	WEN Y.\WANG M.		CHN	2	1	1	2	2	0	80	58	+22
3	TAM L.\CHAN W.		HKG	2	0	2	0	4	-4	26	84	-58

GROUP K

Date	Start Time	Match No	Name	NOC Code	Seed	Name	NOC Code	Score	Dur. (min)
MON 24 JUL 2017	18:40	XD11	LAU C.\CHAN Y.	HKG		**BHAKER R.\WAMBURKAR**	IND	0-2 (10:21, 11:21)	15min
TUE 25 JUL 2017	10:10	XD23	LAU C.\CHAN Y.	HKG		**FRANCIS TAN H.\BOON**	MAS	0-2 (6:21, 11:21)	16min
SUN 23 JUL 2017	18:40	XD35	LAU C.\CHAN Y.	HKG		**YIN S.\HSIEH L.**	TPE	0-2 (13:21, 14:21)	18min
SUN 23 JUL 2017	18:40	XD37	BHAKER R.\WAMBURKAR	IND		**FRANCIS TAN H.\BOON**	MAS	0-2 (6:21, 12:21)	16min
TUE 25 JUL 2017	10:10	0039	**BHAKER R.\WAMBURKAR**	IND		YIN S.\HSIEH L.	TPE	2-0 (21:11, 21:18)	10min
MON 24 JUL 2017	18:40	XD41	**FRANCIS TAN H.\BOON**	MAS		YIN S.\HSIEH L.	TPE	2-0 (21:8, 21:13)	17min

Rank	Team	Seed	NOC	Matches			Games			Points		
				Played	Won	Lost	Won	Lost	Diff.	Won	Lost	Diff.
1	FRANCIS TAN H.\BOON		MAS	3	3	0	6	0	+6	126	56	+70
2	BHAKER R.\WAMBURKAR		IND	3	2	1	4	2	+2	102	92	+10
3	YIN S.\HSIEH L.		TPE	3	1	2	2	4	-2	92	111	-19
4	LAU C.\CHAN Y.		HKG	3	0	3	0	6	-6	65	126	-61

GROUP L

Date	Start Time	Match No	Name	NOC Code	Seed	Name	NOC Code	Score	Dur. (min)
SUN 23 JUL 2017	18:40	XD12	**GETOV L.\BOZEVA S.**	BUL		SUSANTO E.\VENATALIA	INA	2-1 (21:16, 22:24, 21:19)	43min
MON 24 JUL 2017	18:40	XD24	GETOV L.\BOZEVA S.	BUL		**OHTA A.\NAGAHARA M.**	JPN	0-2 (16:21, 20:22)	29min
TUE 25 JUL 2017	10:10	XD36	GETOV L.\BOZEVA S.	BUL		**KOVALENKO S.\HUBANOV**	UKR	0-2 (10:21, 13:21)	22min
TUE 25 JUL 2017	10:10	0038	SUSANTO E.\VENATALIA	INA		**OHTA A.\NAGAHARA M.**	JPN	0-2 (12:21, 7:21)	13min
MON 24 JUL 2017	18:40	XD40	SUSANTO E.\VENATALIA	INA		**KOVALENKO S.\HUBANOV**	UKR	1-2 (24:22, 16:21, 9:21)	28min
SUN 23 JUL 2017	18:40	XD42	OHTA A.\NAGAHARA M.	JPN		**KOVALENKO S.\HUBANOV**	UKR	1-2 (14:21, 21:13, 15:21)	30min

Group Play Summary

As of TUE 25 JUL 2017 at 11:00

Rank	Team	Seed	NOC	Matches			Games			Points		
				Played	Won	Lost	Won	Lost	Diff.	Won	Lost	Diff.
1	KOVALENKO S.\HUBANOV		UKR	3	3	0	6	2	+4	161	122	+39
2	OHTA A.\NAGAHARA M.		JPN	3	2	1	5	2	+3	135	110	+25
3	GETOV L.\BOZEVA S.		BUL	3	1	2	2	5	-3	123	144	-21
4	SUSANTO E.\VENATALIA		INA	3	0	3	2	6	-4	127	170	-43

LEGEND

Diff. Difference **Dur.** Duration **MD** Men's Doubles **MS** Men's Singles **No.** Number
WD Women's Doubles **WS** Women's Singles **XD** MixedDoubles **XT** MixedTeam

Draw

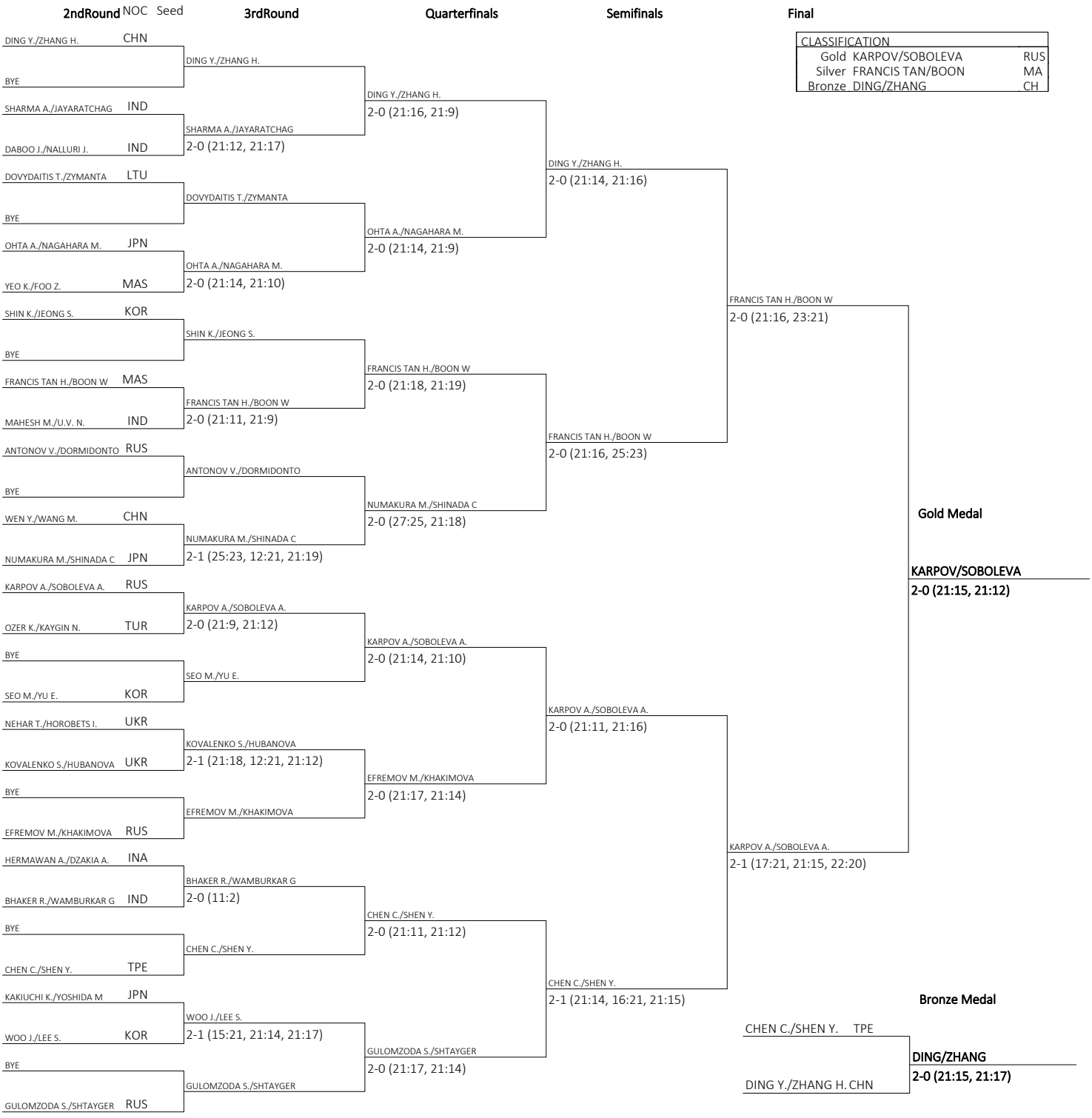
2ndRound NOC Seed
3rdRound
Quarterfinals
Semifinals
Final
DING Y./ZHANG H. CHN
BYE
SHARMA A./JAYARATCHAG IND
DABOO J./NALLURI J. IND
DOVYDAITIS T./ZYMANTA LTU
BYE
OHTA A./NAGAHARA M. JPN
YEO K./FOO Z. MAS
SHIN K./JEONG S. KOR
BYE
FRANCIS TAN H./BOON W MAS
MAHESH M./U.V. N. IND
ANTONOV V./DORMIDONTO RUS
BYE
WEN Y./WANG M. CHN
NUMAKURA M./SHINADA C JPN
KARPOV A./SOBOLEVA A. RUS
OZER K./KAYGIN N. TUR
BYE
SEO M./YU E. KOR
NEHAR T./HOROBETS I. UKR
KOVALENKO S./HUBANOVA UKR
BYE
EFREMOV M./KHAKIMOVA RUS
HERMAWAN A./DZAKIA A. INA
BHAKER R./WAMBURKAR G IND
BYE
CHEN C./SHEN Y. TPE
KAKIUCHI K./YOSHIDA M JPN
WOO J./LEE S. KOR
BYE
GULOMZODA S./SHTAYGER RUS
DING Y./ZHANG H.
SHARMA A./JAYARATCHAG
2-0 (21:12, 21:17)
DOVYDAITIS T./ZYMANTA
OHTA A./NAGAHARA M.
2-0 (21:14, 21:10)
SHIN K./JEONG S.
FRANCIS TAN H./BOON W
2-0 (21:11, 21:9)
ANTONOV V./DORMIDONTO
NUMAKURA M./SHINADA C
2-1 (25:23, 12:21, 21:19)
KARPOV A./SOBOLEVA A.
2-0 (21:9, 21:12)
SEO M./YU E.
KOVALENKO S./HUBANOVA
2-1 (21:18, 12:21, 21:12)
EFREMOV M./KHAKIMOVA
BHAKER R./WAMBURKAR G
2-0 (11:2)
CHEN C./SHEN Y.
WOO J./LEE S.
2-1 (15:21, 21:14, 21:17)
GULOMZODA S./SHTAYGER
DING Y./ZHANG H.
2-0 (21:16, 21:9)
OHTA A./NAGAHARA M.
2-0 (21:14, 21:9)
FRANCIS TAN H./BOON W
2-0 (21:18, 21:19)
NUMAKURA M./SHINADA C
2-0 (27:25, 21:18)
KARPOV A./SOBOLEVA A.
2-0 (21:14, 21:10)
EFREMOV M./KHAKIMOVA
2-0 (21:17, 21:14)
CHEN C./SHEN Y.
2-0 (21:11, 21:12)
GULOMZODA S./SHTAYGER
2-0 (21:17, 21:14)
DING Y./ZHANG H.
2-0 (21:14, 21:16)
FRANCIS TAN H./BOON W
2-0 (21:16, 25:23)
KARPOV A./SOBOLEVA A.
2-0 (21:11, 21:16)
CHEN C./SHEN Y.
2-1 (21:14, 16:21, 21:15)
FRANCIS TAN H./BOON W
2-0 (21:16, 23:21)
KARPOV A./SOBOLEVA A.
2-1 (17:21, 21:15, 22:20)
CLASSIFICATION
Gold KARPOV/SOBOLEVA RUS
Silver FRANCIS TAN/BOON MA
Bronze DING/ZHANG CH
Gold Medal
KARPOV/SOBOLEVA
2-0 (21:15, 21:12)
Bronze Medal
CHEN C./SHEN Y. TPE
DING Y./ZHANG H. CHN
DING/ZHANG
2-0 (21:15, 21:17)

Medallists by event

As of SAT 29 JUL 2017 at 20:37

Event Name	Date	Medal	Name	NOC Code
Women	SAT 29 JUL 2017	Gold	**GREECE** CHAINA Chrysanthi SARAKATSANI Evangelia AGAGIOTOU Lamprini Ioannis KOTSIREA Stavroula SPINOU Alexandra MELLINI Dimitra VERANI Chrysanthi VOUDOURI Ioanna KOTSIAFTI Alexandra PATERA Stefania BALKOGLOU Konstantina	GRE
		Silver	**LITHUANIA** JOCYTE Grazina JANKUTE MESKINE Jurgita NARUSEVICIUTE Deimante ZEGYTE Agne BURBAITE-MACIULIENE Justina MILASAUSKAITE Ausra BAREIKIENE Sonata VALAITYTE Gabriele SEGZDAITE Jurgita ESKERTAITE Ramune SERELYTE Domante DOBILAITE Eliza	LTU

Medallists by event

As of SAT 29 JUL 2017 at 20:37

Event Name	Date	Medal	Name	NOC Code
Women	SAT 29 JUL 2017	Bronze	**ITALY**	ITA
			VIANA Noemi	
			GALIMBERTI Benedetta	
			STRAZZARI Viola	
			BENINCASA Martina	
			SAUTARIELLO Giulia	
			CASCIO Simona	
			GIRONI Francesca Clorinda	
			BONOMI Anna	
			SORRENTINO Simona	
			CANALI Sara	
			CHIOSI Chiara	

Medallists by event

As of SAT 29 JUL 2017 at 20:37

Event Name	Date	Medal	Name	NOC Code
Men	SAT 29 JUL 2017	Gold	**LITHUANIA** SANKAUSKAS Laurynas KUBILIUS Arunas NAVLICKAS Justinas BAREIKIS Arvydas GUZAUSKAS Lukas VAINIUS Martynas PUZINAS Robertas VAICIULIS Mantvydas LAURINAITIS Lukas ZUKAS Gediminas BIRIETA Karolis ZENEVIC Andrej	LTU
		Silver	**VENEZUELA** PACHECO Carlos Usain ESCALONA Carlos Jose JIMENEZ Jhonny CATARI QUINTERO Bryan Alexander OJEDA RENGIFO Jose Rafael BLANCO BRICENO Miguel Angel ROMERO IZAGUIRRE Luis Enrique SANZ PALACIOS Yorman Enrique CRESPO COLMENAREZ Roger Alberto PERDOMO RODRIGUEZ Felix Alberto LEON Juan AVILA FLORES Wilson Fernando	VEN

Medallists by event

As of SAT 29 JUL 2017 at 20:37

Event Name	Date	Medal	Name	NOC Code
Men	SAT 29 JUL 2017	Bronze	**UKRAINE** FOMENKO Oleksandr KROPYVIANSKYI Yehor MELNYCHENKO Dmytro KIM Maksym STRYZHEVSKYI Iurii DIDENKO Oleksandr RIAZANTSEV Pavlo KUZNETSOV Oleksandr SHESTERYKOV Stanislav BUKIN Serhiy YAKOVLIEV Kyrylo RAUS Andrii	UKR

Competition Schedule

As of THU 27 JUL 2017

Date	Start Time	Estimated Finish Time	Teams	Gender	Phase	Game No.	Venue
WED 19 JUL 2017	11:00	13:00	TUR - POL	Men	Preliminary Group A	1	Yasar Dogu Spor Salonu
	11:00	13:00	RUS - AUS	Men	Preliminary Group B	2	Bahattin Ekinci Spor Salonu
	13:30	15:30	GRE - TPE	Men	Preliminary Group A	3	Yasar Dogu Spor Salonu
	13:30	15:30	SLO - ARG	Men	Preliminary Group B	4	Bahattin Ekinci Spor Salonu
	16:00	18:00	VEN - LTU	Men	Preliminary Group A	5	Yasar Dogu Spor Salonu
	16:00	18:00	UKR - KEN	Men	Preliminary Group B	6	Bahattin Ekinci Spor Salonu
	18:30	20:30	ITA - POL	Women	Preliminary Group A	7	Yasar Dogu Spor Salonu
	18:30	20:30	RUS - LTU	Women	Preliminary Group A	8	Bahattin Ekinci Spor Salonu
THU 20 JUL 2017	10:00	12:00	POL - GRE	Men	Preliminary Group A	9	Bahattin Ekinci Spor Salonu
	10:00	12:00	AUS - SLO	Men	Preliminary Group B	10	Yasar Dogu Spor Salonu
	12:00	14:00	LTU - TUR	Men	Preliminary Group A	11	Bahattin Ekinci Spor Salonu
	12:00	14:00	KEN - RUS	Men	Preliminary Group B	12	Yasar Dogu Spor Salonu
	14:00	16:00	CHN - RUS	Women	Preliminary Group A	13	Yasar Dogu Spor Salonu
	14:00	16:00	LTU - ITA	Women	Preliminary Group A	14	Bahattin Ekinci Spor Salonu
	16:00	18:00	TPE - VEN	Men	Preliminary Group A	15	Bahattin Ekinci Spor Salonu
	16:00	18:00	ARG - UKR	Men	Preliminary Group B	16	Yasar Dogu Spor Salonu
	18:00	20:00	KEN - UKR	Women	Preliminary Group B	17	Yasar Dogu Spor Salonu
	18:00	20:00	TUR - GRE	Women	Preliminary Group B	18	Bahattin Ekinci Spor Salonu
FRI 21 JUL 2017	11:00	13:00	LTU - POL	Men	Preliminary Group A	19	Yasar Dogu Spor Salonu
	11:00	13:00	KEN - AUS	Men	Preliminary Group B	20	Bahattin Ekinci Spor Salonu
	13:30	15:30	VEN - GRE	Men	Preliminary Group A	21	Yasar Dogu Spor Salonu
	13:30	15:30	UKR - SLO	Men	Preliminary Group B	22	Bahattin Ekinci Spor Salonu
	16:00	18:00	POL - LTU	Women	Preliminary Group A	23	Yasar Dogu Spor Salonu
	16:00	18:00	ITA - CHN	Women	Preliminary Group A	24	Bahattin Ekinci Spor Salonu
	18:30	20:30	TUR - TPE	Men	Preliminary Group A	25	Yasar Dogu Spor Salonu
	18:30	20:30	RUS - ARG	Men	Preliminary Group B	26	Bahattin Ekinci Spor Salonu
SAT 22 JUL 2017	16:00	18:00	GRE - KEN	Women	Preliminary Group B	27	Yasar Dogu Spor Salonu
	16:00	18:00	UKR - TUR	Women	Preliminary Group B	28	Bahattin Ekinci Spor Salonu
	18:30	20:30	CHN - POL	Women	Preliminary Group A	29	Yasar Dogu Spor Salonu
	18:30	20:30	RUS - ITA	Women	Preliminary Group A	30	Bahattin Ekinci Spor Salonu
SUN 23 JUL 2017	11:00	13:00	POL - VEN	Men	Preliminary Group A	31	Bahattin Ekinci Spor Salonu
	11:00	13:00	AUS - UKR	Men	Preliminary Group B	32	Yasar Dogu Spor Salonu
	13:30	15:30	TPE - LTU	Men	Preliminary Group A	33	Bahattin Ekinci Spor Salonu
	13:30	15:30	ARG - KEN	Men	Preliminary Group B	34	Yasar Dogu Spor Salonu
	16:00	18:00	LTU - CHN	Women	Preliminary Group A	35	Yasar Dogu Spor Salonu
	16:00	18:00	POL - RUS	Women	Preliminary Group A	36	Bahattin Ekinci Spor Salonu
	18:30	20:30	GRE - TUR	Men	Preliminary Group A	37	Bahattin Ekinci Spor Salonu
	18:30	20:30	SLO - RUS	Men	Preliminary Group B	38	Yasar Dogu Spor Salonu
MON 24 JUL 2017	11:00	13:00	KEN - TUR	Women	Preliminary Group B	39	Yasar Dogu Spor Salonu
	11:00	13:00	GRE - UKR	Women	Preliminary Group B	40	Bahattin Ekinci Spor Salonu
	13:30	15:30	TPE - POL	Men	Preliminary Group A	41	Yasar Dogu Spor Salonu
	13:30	15:30	ARG - AUS	Men	Preliminary Group B	42	Bahattin Ekinci Spor Salonu
	16:00	18:00	TUR - VEN	Men	Preliminary Group A	43	Yasar Dogu Spor Salonu
	16:00	18:00	RUS - UKR	Men	Preliminary Group B	44	Bahattin Ekinci Spor Salonu
	18:30	20:30	LTU - GRE	Men	Preliminary Group A	45	Yasar Dogu Spor Salonu
	18:30	20:30	KEN - SLO	Men	Preliminary Group B	46	Bahattin Ekinci Spor Salonu
TUE 25 JUL 2017	11:00	13:00	UKR - POL	Women	Quarter-finals	47	Yasar Dogu Spor Salonu

GENÇLİK VE SPOR BAKANLIĞI

TÜRKİYE MİLLİ OLİMPİYAT KOMİTESİ

SAMSUN VALİLİĞİ

SAMSUN BÜYÜKŞEHİR BELEDİYESİ

ONDOKUZ MAYIS ÜNİVERSİTESİ

KRONOS

DEAFLYMPICS

Competition Schedule

As of THU 27 JUL 2017

Date	Start Time	Estimated Finish Time	Teams	Gender	Phase	Game No.	Venue
	11:00	13:00	LTU - KEN	Women	Quarter-finals	48	Bahattin Ekinci Spor Salonu
	13:30	15:30	ITA - TUR	Women	Quarter-finals	49	Yasar Dogu Spor Salonu
	13:30	15:30	GRE - CHN	Women	Quarter-finals	50	Bahattin Ekinci Spor Salonu
	16:00	18:00	RUS - GRE	Men	Quarter-finals	51	Yasar Dogu Spor Salonu
	16:00	18:00	LTU - SLO	Men	Quarter-finals	52	Bahattin Ekinci Spor Salonu
	18:30	20:30	VEN - ARG	Men	Quarter-finals	53	Yasar Dogu Spor Salonu
	18:30	20:30	UKR - TUR	Men	Quarter-finals	54	Bahattin Ekinci Spor Salonu
WED 26 JUL 2017	11:00	13:00	POL - KEN	Women	Place 5th-8th	55	Bahattin Ekinci Spor Salonu
	13:30	15:30	TUR - CHN	Women	Place 5th-8th	56	Bahattin Ekinci Spor Salonu
	16:00	18:00	RUS - SLO	Men	Place 5th-8th	57	Bahattin Ekinci Spor Salonu
	18:30	20:30	ARG - TUR	Men	Place 5th-8th	58	Bahattin Ekinci Spor Salonu
THU 27 JUL 2017	11:00	13:00	UKR - LTU	Women	Semi-finals	59	Yasar Dogu Spor Salonu
	11:00	13:00	KEN - CHN	Women	Final 7th-8th Place	60	Bahattin Ekinci Spor Salonu
	13:30	15:30	ITA - GRE	Women	Semi-finals	61	Yasar Dogu Spor Salonu
	13:30	15:30	POL - TUR	Women	Final 5th-6th Place	62	Bahattin Ekinci Spor Salonu
	16:00	18:00	GRE - LTU	Men	Semi-finals	63	Yasar Dogu Spor Salonu
	16:00	18:00	RUS - TUR	Men	Final 7th-8th Place	64	Bahattin Ekinci Spor Salonu
	18:30	20:30	VEN - UKR	Men	Semi-finals	65	Yasar Dogu Spor Salonu
	18:30	20:30	SLO - ARG	Men	Final 5th-6th Place	66	Bahattin Ekinci Spor Salonu
SAT 29 JUL 2017	11:00	13:00	UKR - ITA	Women	Bronze-medal Match	67	Mustafa Dagistanli Spor Salonu
	13:30	15:30	GRE - UKR	Men	Bronze-medal Match	68	Mustafa Dagistanli Spor Salonu
	16:00	18:00	LTU - GRE	Women	Gold-medal Match	69	Mustafa Dagistanli Spor Salonu
	18:30	20:30	LTU - VEN	Men	Gold-medal Match	70	Mustafa Dagistanli Spor Salonu

LEGEND

L Loser **No.** Number **No.** Number **W** Winner

Team Roster

As of FRI 21 JUL 2017 at 10:17

CHN - China

No.	Name	Height	Date of Birth	Age
4	WANG Xin		21 MAR 1995	22
5	LIU Di		18 SEP 1990	27
6	DAI Qiaoying		12 SEP 1994	22
7	ZOU Yuan		13 APR 1990	27
8	ZHOU Chenpei		31 MAR 1994	23
9	JIANG Qiuyue		2 SEP 1991	25
10	TONG Yafang		25 AUG 1990	27
11	ZHANG Dan		28 OCT 1990	27
12	SONG Xiaonan		15 MAR 1987	30
13	LUO Yangyang		5 DEC 1992	24
14	XIE Kaili		14 NOV 1994	23
15	CHEN Xiaoping		7 JUN 1958	59
	Team averages			28.0

Coach	Xiaofeng LIN
Assistant Coach	CUI Jianguo

Team Uniform Color

Light	White
Dark	Red

LEGEND

(1)	Point Guard	**(2)**	Shooting Guard	**(3)**	Small Forward	**(4)**	Power Forward	**(5)**	Centre
(C)	Captain	**C**	Centre	**F**	Forward	**G**	Guard	**Int.**	Internazionale
No.	Uniform Number	**Pos**	Playing position						

Team Roster

As of FRI 21 JUL 2017 at 10:17

GRE - Greece

No.	Name	Height	Date of Birth	Age
1	CHAINA Chrysanthi		22 MAY 1982	35
4	SARAKATSANI Evangelia		4 SEP 1981	35
7	AGAGIOTOU Lamprini Ioannis		9 MAY 1991	26
8	KOTSIREA Stavroula		7 JUN 1974	43
9	SPINOU Alexandra		28 JAN 1990	27
10	MELLINI Dimitra		1 AUG 1991	25
11	VERANI Chrysanthi		6 AUG 1986	30
13	VOUDOURI Ioanna		24 JAN 1981	36
15	KOTSIAFTI Alexandra		13 SEP 1979	38
16	PATERA Stefania		12 MAY 1988	29
18	BALKOGLOU Konstantina		17 FEB 1983	34
	Team averages			32.5

Coach Athina ZERVA

Assistant Coach ARGYRIOU Martha

Team Uniform Color

Light White

Dark Blue

LEGEND

(1)	Point Guard	**(2)**	Shooting Guard	**(3)**	Small Forward	**(4)**	Power Forward	**(5)**	Centre
(C)	Captain	**C**	Centre	**F**	Forward	**G**	Guard	**Int.**	Internazionale
No.	Uniform Number	**Pos**	Playing position						

Team Roster

As of FRI 21 JUL 2017 at 10:17

ITA - Italy

No.	Name	Height	Date of Birth	Age
3	VIANA Noemi		22 AUG 2000	17
4	GALIMBERTI Benedetta		1 MAR 1980	37
5	STRAZZARI Viola		18 DEC 2001	16
6	BENINCASA Martina		1 JUL 1999	18
7	SAUTARIELLO Giulia		28 MAY 1996	21
8	CASCIO Simona		8 JUN 1989	28
9	GIRONI Francesca Clorinda		19 JUN 1999	18
11	BONOMI Anna		16 OCT 1987	30
13	SORRENTINO Simona		15 FEB 1998	19
14	CANALI Sara		11 DEC 1994	22
18	CHIOSI Chiara		28 NOV 1997	20
	Team averages			22.4

Coach Sara BRAIDA

Assistant Coach SPIRITO Lorenza

Team Uniform Color

Light White

Dark Blue

LEGEND

(1)	Point Guard	**(2)**	Shooting Guard	**(3)**	Small Forward	**(4)**	Power Forward	**(5)**	Centre
(C)	Captain	**C**	Centre	**F**	Forward	**G**	Guard	**Int.**	Internazionale
No.	Uniform Number	**Pos**	Playing position						

Team Roster

As of FRI 21 JUL 2017 at 10:17

KEN - Kenya

No.	Name	Height	Date of Birth	Age
2	BIKERI Juliet		11 OCT 1992	24
4	OPIYO Mary Immaculate		13 MAR 1989	28
5	OGALO Lilian Adhiambo		25 MAR 1988	29
6	WAGAI Damertria		15 AUG 1991	26
7	NJOKI Hannah Nyambura		21 AUG 1983	34
8	MWINGI Peninah		21 NOV 1989	28
9	KIMANI Teresia		5 AUG 1987	29
10	OKINYI Morrine Anyango		3 MAR 1989	28
11	NZAVAYE Mercy Mideva		14 JAN 1993	24
12	OMONDI Winnie		24 MAY 1991	26
14	OKOTH Christine		23 MAR 1991	26
15	Mbundu Mercy		13 DEC 1985	32
	Team averages			27.8

Coach Caroline ADHIAMBO

Assistant Coach OKETCH Boniface

Team Uniform Color

Light Red

Dark Black

LEGEND

(1)	Point Guard	**(2)**	Shooting Guard	**(3)**	Small Forward	**(4)**	Power Forward	**(5)**	Centre
(C)	Captain	**C**	Centre	**F**	Forward	**G**	Guard	**Int.**	Internazionale
No.	Uniform Number	**Pos**	Playing position						

Team Roster

As of FRI 21 JUL 2017 at 10:17

LTU - Lithuania

No.	Name	Height	Date of Birth	Age
2	JOCYTE Grazina		26 SEP 1992	25
3	JANKUTE MESKINE Jurgita		12 MAY 1992	25
4	NARUSEVICIUTE Deimante		9 APR 1983	34
5	ZEGYTE Agne		1 JAN 1982	35
7	BURBAITE-MACIULIENE Justina		26 JUL 1986	31
8	MILASAUSKAITE Ausra		21 APR 1985	32
9	BAREIKIENE Sonata		28 DEC 1979	38
13	VALAITYTE Gabriele		13 APR 1989	28
15	SEGZDAITE Jurgita		4 JAN 1989	28
16	ESKERTAITE Ramune		19 NOV 1997	20
17	SERELYTE Domante		20 JAN 1995	22
19	DOBILAITE Eliza		19 MAY 1999	18
	Team averages			28.0

Coach Lina DAMBRAUSKAITE

Assistant Coach MIKALAUSKAITE Zivile

Team Uniform Color

Light White

Dark Green

LEGEND

(1)	Point Guard	**(2)**	Shooting Guard	**(3)**	Small Forward	**(4)**	Power Forward	**(5)**	Centre
(C)	Captain	**C**	Centre	**F**	Forward	**G**	Guard	**Int.**	Internazionale
No.	Uniform Number	**Pos**	Playing position						

Team Roster

As of FRI 21 JUL 2017 at 10:17

POL - Poland

No.	Name	Height	Date of Birth	Age
5	WROBEL Olga		11 JUL 2000	17
6	PYSKLO Natalia		15 SEP 1998	19
7	KRYGOWSKA Agata		21 DEC 1987	30
8	DOBEJKO Matylda		2 MAR 1999	18
9	FIGIEL Maria		4 JUN 1983	34
10	PRZYBYL Karolina		13 JUN 1996	21
12	STOCKA Malgorzata		31 MAY 1984	33
13	BYCZKOWSKA Marta		27 OCT 1997	20
14	ZELENT Agata		7 FEB 1989	28
15	SZCZYGIEL Dominika		12 MAY 1997	20
	Team averages			24.0

Coach Tomasz ROMANOWSKI

Assistant Coach JACYNA Maciej

Team Uniform Color

Light White

Dark Red

LEGEND

(1)	Point Guard	**(2)**	Shooting Guard	**(3)**	Small Forward	**(4)**	Power Forward	**(5)**	Centre
(C)	Captain	**C**	Centre	**F**	Forward	**G**	Guard	**Int.**	Internazionale
No.	Uniform Number	**Pos**	Playing position						

Team Roster

As of FRI 21 JUL 2017 at 10:17

RUS - Russia

No.	Name	Height	Date of Birth	Age
4	SLUGINA Aleksandra		17 SEP 1995	22
7	PAKHMUTOVA Sabina		29 AUG 2000	17
8	KRAT Yulia		29 NOV 1985	32
9	GEORGIEVA Anastasiia		15 JAN 1991	26
10	BALANDINA Viktoriia		1 APR 1994	23
12	YULAMANOVA Rizhanna		6 FEB 1988	29
15	STREBKOVA Aleksandra		1 MAR 1989	28
22	ANUFRIENKO Daria		3 DEC 1996	20
23	OGURTSOVA Svetlana		23 SEP 1997	20
24	KALACHAROVA Svetlana		26 FEB 1995	22
28	LARINA Viktoriia		28 FEB 1997	20
30	BLOKHINA Mariia		7 JAN 2001	16
	Team averages			22.9

Coach Yury RYMARCHUK

Assistant Coach VASILKOV Aleksandr

Team Uniform Color

Light White

Dark Blue

LEGEND

(1)	Point Guard	**(2)**	Shooting Guard	**(3)**	Small Forward	**(4)**	Power Forward	**(5)**	Centre
(C)	Captain	**C**	Centre	**F**	Forward	**G**	Guard	**Int.**	Internazionale
No.	Uniform Number	**Pos**	Playing position						

Team Roster

As of FRI 21 JUL 2017 at 10:17

TUR - Turkey

No.	Name	Height	Date of Birth	Age
4	ORENCIK Gozdenur		27 MAY 2001	16
5	ASLAN Cagla		8 OCT 1997	19
6	UZUNDURUKAN Calganur		19 OCT 2000	17
7	CALISKAN Gamze		29 JUN 2000	17
8	SUBASI Meltem		15 SEP 1995	22
9	BUYUKAVCI Dila(C)		20 FEB 1998	19
10	KOSE Ecrin		6 JUN 1997	20
11	YESILYURT Merve		26 FEB 1999	18
12	BILGILI Esin		9 FEB 1996	21
14	GOGER Inci		13 JUN 2001	16
15	CEVIK Busra		17 JAN 1999	18
16	BAL Feyzanur		10 JUN 1999	18
	Team averages			18.4

Coach Gulseren YARGA

Assistant Coach CILVEZOGLU Gaye

Team Uniform Color

Light White

Dark Red

LEGEND

(1)	Point Guard	**(2)**	Shooting Guard	**(3)**	Small Forward	**(4)**	Power Forward	**(5)**	Centre
(C)	Captain	**C**	Centre	**F**	Forward	**G**	Guard	**Int.**	Internazionale
No.	Uniform Number	**Pos**	Playing position						

Team Roster

As of FRI 21 JUL 2017 at 10:17

UKR - Ukraine

No.	Name	Height	Date of Birth	Age
5	TERESHCHENKO Alina Vitalyivna		13 JUL 1993	24
6	KULINOK Tetiana		17 APR 1991	26
7	KALCHENKO Olha		26 FEB 1987	30
8	MELNYCHUK Hanna Sergeevna		11 FEB 1998	19
9	BRONYTSKA Yuliia Oleksandrivna		12 MAY 1994	23
10	SIEDIELNIKOVA Marta		21 MAR 1986	31
11	MOSKALETS Iuliia		24 SEP 1981	36
12	KHOROSHYKH Olena		20 FEB 2002	15
13	LEHENKA Olesia		5 OCT 1987	29
15	BRAZHNYKOVA Nelia		24 NOV 1993	24
	Team averages			25.7

Coach Lyudmyla SHCHEDRYVA

Assistant Coach KIRSANOVA-STARON Oksana

Team Uniform Color

Light Yellow

Dark Blue

LEGEND

(1)	Point Guard	**(2)**	Shooting Guard	**(3)**	Small Forward	**(4)**	Power Forward	**(5)**	Centre
(C)	Captain	**C**	Centre	**F**	Forward	**G**	Guard	**Int.**	Internazionale
No.	Uniform Number	**Pos**	Playing position						

Medallists

As of SAT 29 JUL 2017 at 20:15

Gold	Silver	Bronze
GRE - Greece	**LTU - Lithuania**	**ITA - Italy**
1 CHAINA Chrysanthi	2 JOCYTE Grazina	3 VIANA Noemi
4 SARAKATSANI Evangelia	3 JANKUTE MESKINE Jurgita	4 GALIMBERTI Benedetta
7 AGAGIOTOU Lamprini Ioannis	4 NARUSEVICIUTE Deimante	5 STRAZZARI Viola
8 KOTSIREA Stavroula	5 ZEGYTE Agne	6 BENINCASA Martina
9 SPINOU Alexandra	7 BURBAITE-MACIULIENE Justina	7 SAUTARIELLO Giulia
10 MELLINI Dimitra	8 MILASAUSKAITE Ausra	8 CASCIO Simona
11 VERANI Chrysanthi	9 BAREIKIENE Sonata	9 GIRONI Francesca Clorinda
13 VOUDOURI Ioanna	13 VALAITYTE Gabriele	11 BONOMI Anna
15 KOTSIAFTI Alexandra	15 SEGZDAITE Jurgita	13 SORRENTINO Simona
16 PATERA Stefania	16 ESKERTAITE Ramune	14 CANALI Sara
18 BALKOGLOU Konstantina	17 SERELYTE Domante	18 CHIOSI Chiara
	19 DOBILAITE Eliza	

Final Standings

As of SAT 29 JUL 2017 at 20:18

Medal	Rank	Team
Gold	1	GRE - Greece
Silver	2	LTU - Lithuania
Bronze	3	ITA - Italy
	4	UKR - Ukraine
	5	TUR - Turkey
	6	POL - Poland
	7	CHN - China
	8	KEN - Kenya

Brackets

As of SAT 29 JUL 2017 at 20:17

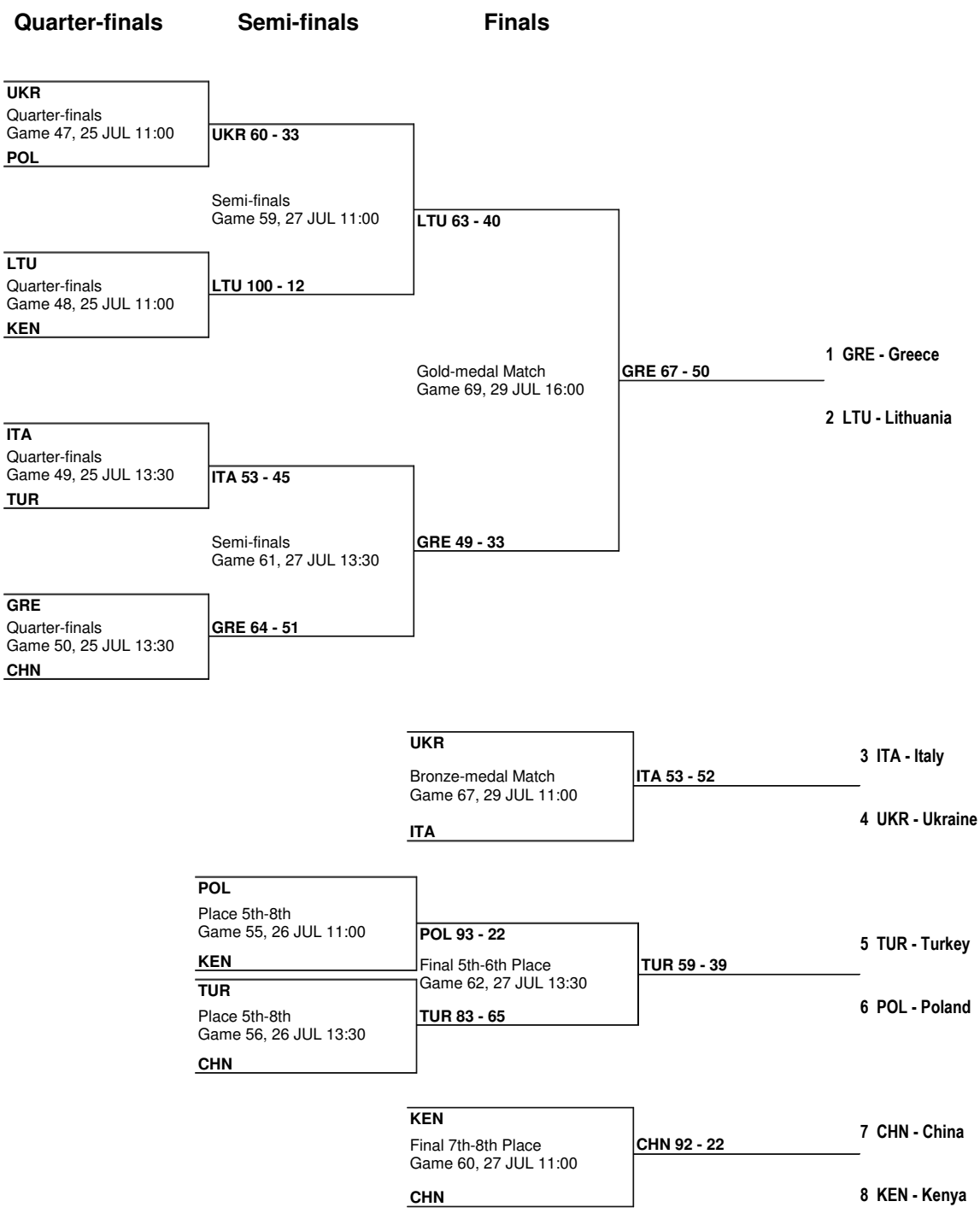

KRONOS

DEAFLYMPICS

SAT 29 JUL 2017
Start Time 16:00

Results

Game Duration: 01:42

LTU 50 vs 67 GRE
(12-8; 9-13; 17-18; 12-28)

Referee: Alper OZGOK (TUR)
Referee: Hsin-Da LEE (TPE) Oleksandr DAVYDOV (UKR)

Scoring by 5 min intervals:	Q1		Q2		Q3		Q4	
LTU	10	12	17	21	30	38	40	50
GRE	2	8	15	21	29	39	52	67

LTU - Lithuania

No.	Name	MIN	Field Goals		2 Points		3 Points		Free Throws		Rebounds			AS	TO	ST	BS	PF	FD	PTS
			M / A	%	M / A	%	M / A	%	M / A	%	OR	DR	TOT							
*2	JOCYTE Grazina	24:20	5/13	38	2/6	33	3/7	43			3	1	4	4	6			5		13
3	JANKUTE MESKINE Jurgita	2:09										1	1					1		
*4	NARUSEVICIUTE Deimante	32:09	2/7	29	2/4	50	0/3	0	3/7	43	1	6	7	2		1			5	7
5	ZEGYTE Agne	4:06										1	1					4		
*7	BURBAITE-MACIULIENE Justina	34:12	3/10	30	2/6	33	1/4	25	2/3	67	1	8	9	3	2			5	2	9
8	MILASAUSKAITE Ausra	18:39	1/3	33	1/2	50	0/1	0			2	4	6	1	2	1		4		2
9	BAREIKIENE Sonata	1:56	0/1	0	0/1	0						1	1							0
*13	VALAITYTE Gabriele	28:30	3/5	60	3/5	60			1/4	25	6	6	12	1	1			4	5	7
*15	SEGZDAITE Jurgita (C)	34:51	2/10	20	0/1	0	2/9	22			1	4	5	4	7			2	3	6
16	ESKERTAITE Ramune	19:03	2/11	18			2/11	18				3	3	1	1			2		6
17	SERELYTE Domante																			
19	DOBILAITE Eliza																			
	Team/Coach										1	2	3		1					
	Totals		18/60	30	10/25	40	8/35	23	6/14	43	15	37	52	16	20	2		27	15	50

Coach	DAMBRAUSKAITE Lina
Assistant	MIKALAUSKAITE,Zivile

GRE - Greece

No.	Name	MIN	Field Goals		2 Points		3 Points		Free Throws		Rebounds			AS	TO	ST	BS	PF	FD	PTS
			M / A	%	M / A	%	M / A	%	M / A	%	OR	DR	TOT							
*1	CHAINA Chrysanthi	35:44	1/4	25	1/3	33	0/1	0	3/8	38		4	4	6		4		1	7	5
*4	SARAKATSANI Evangelia	29:20	2/8	25			2/8	25	3/4	75		1	1	3	1	1		3	2	9
7	AGAGIOTOU Lamprini Ioannis	19:51	3/6	50	0/2	0	3/4	75	2/2	100				1		1		1	1	11
8	KOTSIREA Stavroula	9:26	0/1	0			0/1	0				2	2	1	1			3		0
*9	SPINOU Alexandra	5:54	0/2	0	0/2	0					2		2					1	2	0
10	MELLINI Dimitra	1:42																		
11	VERANI Chrysanthi	1:58	0/1	0	0/1	0						1	1						1	0
13	VOUDOURI Ioanna	20:53	2/4	50	2/4	50			1/2	50	3	3	6	1				2	4	5
*15	KOTSIAFTI Alexandra (C)	31:19	5/15	33	5/14	36	0/1	0	1/3	33		4	4	1		2		3	3	11
*16	PATERA Stefania	38:58	4/14	29	2/5	40	2/9	22	10/12	83	1	3	4	4		1		1	7	20
18	BALKOGLOU Konstantina	4:59	2/3	67			2/3	67			1		1		1					6
	Team/Coach										1	8	9		2			1		
	Totals		19/58	33	10/31	32	9/27	33	20/31	65	8	26	34	17	5	9		16	27	67

Coach	ZERVA Athina
Assistant	ARGYRIOU,Martha

	LTU	GRE
POINTS IN THE PAINT	4	8
BENCH POINTS	8	22
TIMES TIED	4	

	LTU	GRE
BIGGEST LEAD	8	17
BIGGEST SCORING RUN	7-0 (7-0)	17-0 (38-52)
LEAD CHANGES	4	

SAT 29 JUL 2017
Start Time 16:00

Results

Game Duration: 01:42

LTU 50 vs 67 GRE
(12-8; 9-13; 17-18; 12-28)

Referee: Alper OZGOK (TUR)
Referee: Hsin-Da LEE (TPE) Oleksandr DAVYDOV (UKR)

Scoring by 5 min intervals:		Q1		Q2		Q3		Q4	
	LTU	10	12	17	21	30	38	40	50
	GRE	2	8	15	21	29	39	52	67

LEGEND

%	Shooting Percentage	*	Game Starters	**AS**	Assists	**BS**	Blocked Shots	**DR**	Defensive Rebounds
FD	Fouls Drawn	**M/A**	Made/Attempts	**MIN**	Minutes Played	**OR**	Offensive Rebounds	**OTx**	Overtime
PF	Fouls	**PTS**	Points	**Qx**	Quarter	**ST**	Steals	**TO**	Turnovers
TOT	Total Rebounds								

SAT 29 JUL 2017
Start Time 16:00

Play by Play

Game Duration: 01:42

LTU 50 vs 67 GRE
(12-8; 9-13; 17-18; 12-28)

1st Quarter

Quarter Starters

LTU	7 BURBAITE J.	2 JOCYTE G.	4 NARUSEVICIUTE	15 SEGZDAITE J.	13 VALAITYTE G.
GRE	1 CHAINA C.	15 KOTSIAFTI A.	16 PATERA S.	4 SARAKATSANI E.	9 SPINOU A.

Game Time	LTU - Lithuania	Score	Diff	GRE - Greece
09:50	3 JANKUTE J. Substitution out			
09:49	2 JOCYTE G. Substitution in			
09:46	2 JOCYTE G. 2 pts shot missed			
09:46	2 JOCYTE G. Offensive rebound			
09:40	2 JOCYTE G. 3 pts shot missed			
09:40				1 CHAINA C. Defensive rebound
09:20				9 SPINOU A. 2 pts shot missed
09:20	7 BURBAITE J. Defensive rebound			
09:11	13 VALAITYTE G. 2 pts shot made	2-0	2	
09:08	4 NARUSEVICIUTE Assist			
08:42				9 SPINOU A. 2 pts shot missed
08:42	7 BURBAITE J. Defensive rebound			
08:30	7 BURBAITE J. 2 pts shot made	4-0	4	
08:15	2 JOCYTE G. Personal foul			9 SPINOU A. Foul drawn
08:09				16 PATERA S. 3 pts shot missed
08:09	4 NARUSEVICIUTE Defensive rebound			
07:58	2 JOCYTE G. 3 pts shot made	7-0	7	
07:53	15 SEGZDAITE J. Assist			
07:31				15 KOTSIAFTI A. 2 pts shot missed
07:31				9 SPINOU A. Offensive rebound
07:26				16 PATERA S. 2 pts shot missed
07:26				9 SPINOU A. Offensive rebound
07:12				15 KOTSIAFTI A. 2 pts shot missed
07:12	4 NARUSEVICIUTE Defensive rebound			
07:02	15 SEGZDAITE J. Layup missed			
07:02				1 CHAINA C. Defensive rebound
07:00	7 BURBAITE J. Personal foul			9 SPINOU A. Foul drawn
06:43				4 SARAKATSANI E. 3 pts shot missed
06:43	15 SEGZDAITE J. Defensive rebound			
06:34	2 JOCYTE G. 3 pts shot missed			
06:30	5 ZEGYTE A. Substitution in 2 JOCYTE G. Substitution out			
06:12		7-2	5	16 PATERA S. Layup scored
06:02	15 SEGZDAITE J. Turnover			
05:46	5 ZEGYTE A. Personal foul			1 CHAINA C. Foul drawn
05:37	5 ZEGYTE A. Personal foul			1 CHAINA C. Foul drawn
05:27				15 KOTSIAFTI A. 2 pts shot missed
05:27	7 BURBAITE J. Defensive rebound			
05:26	7 BURBAITE J. Foul drawn			9 SPINOU A. Personal foul
05:17	15 SEGZDAITE J. 3 pts shot made	10-2	8	
04:52				4 SARAKATSANI E. 3 pts shot missed
04:52	5 ZEGYTE A. Defensive rebound			
04:33	15 SEGZDAITE J. 3 pts shot missed			
04:33				1 CHAINA C. Defensive rebound
04:21		10-5	5	16 PATERA S. 3 pts shot made
04:18				4 SARAKATSANI E. Assist
04:06	7 BURBAITE J. Personal foul			1 CHAINA C. Foul drawn
04:06	8 MILASAUSKAITE Substitution in			
04:06	2 JOCYTE G. Substitution in 4 NARUSEVICIUTE Substitution out			
04:06	15 SEGZDAITE J. Substitution out			8 KOTSIREA S. Substitution in
04:06				9 SPINOU A. Substitution out
03:47				1 CHAINA C. Layup missed
03:47	8 MILASAUSKAITE Defensive rebound			
03:32	2 JOCYTE G. Turnover			15 KOTSIAFTI A. Steal

SAT 29 JUL 2017
Start Time 16:00

Play by Play

Game Duration: 01:42

LTU 50 vs 67 GRE
(12-8; 9-13; 17-18; 12-28)

Game Time	LTU - Lithuania	Score	Diff	GRE - Greece
03:25	5 ZEGYTE A. Personal foul			15 KOTSIAFTI A. Foul drawn
03:25	5 ZEGYTE A. Substitution out 15 SEGZDAITE J. Substitution in			
03:25		10-6	4	15 KOTSIAFTI A. Free throw made
03:25				15 KOTSIAFTI A. Free throw missed
03:25	8 MILASAUSKAITE Defensive rebound			
03:03	2 JOCYTE G. Layup missed			
03:03	13 VALAITYTE G. Offensive rebound			
02:43	7 BURBAITE J. Substitution out			
02:42	16 ESKERTAITE R. Substitution in			
02:17				15 KOTSIAFTI A. 3 pts shot missed
02:17	16 ESKERTAITE R. Defensive rebound			
02:07	13 VALAITYTE G. Foul drawn			8 KOTSIREA S. Personal foul
02:03	15 SEGZDAITE J. Turnover			
01:47				16 PATERA S. 3 pts shot missed
01:47	16 ESKERTAITE R. Defensive rebound			
01:26	2 JOCYTE G. Turnover			
01:14				16 PATERA S. Layup missed
01:14	8 MILASAUSKAITE Defensive rebound			
01:12	15 SEGZDAITE J. Foul drawn			8 KOTSIREA S. Personal foul
01:12	8 MILASAUSKAITE Substitution out 4 NARUSEVICIUTE Substitution in			
00:57	13 VALAITYTE G. 2 pts shot made	12-6	6	
00:53	4 NARUSEVICIUTE Assist			
00:44		12-8	4	15 KOTSIAFTI A. Layup scored
00:41				8 KOTSIREA S. Assist
00:30	15 SEGZDAITE J. Foul drawn			8 KOTSIREA S. Personal foul
00:30	7 BURBAITE J. Substitution in 2 JOCYTE G. Substitution out			
00:25	4 NARUSEVICIUTE 3 pts shot missed			
00:25	13 VALAITYTE G. Offensive rebound			
00:19	7 BURBAITE J. 2 pts shot missed			
00:19				8 KOTSIREA S. Defensive rebound
00:03				16 PATERA S. 3 pts shot missed
	15 SEGZDAITE J. 3 pts shot missed			

2nd Quarter

Quarter Starters

GRE 13 VOUDOURI I. 15 KOTSIAFTI A. 16 PATERA S. 4 SARAKATSANI E. 9 SPINOU A.

Game Time	LTU - Lithuania	Score	Diff	GRE - Greece
09:44				15 KOTSIAFTI A. 2 pts shot missed
09:44	7 BURBAITE J. Defensive rebound			
09:31	15 SEGZDAITE J. Turnover			1 CHAINA C. Steal
09:29				4 SARAKATSANI E. Turnover
09:19	16 ESKERTAITE R. 3 pts shot missed			
09:19				15 KOTSIAFTI A. Defensive rebound
08:50				4 SARAKATSANI E. 3 pts shot missed
08:50	7 BURBAITE J. Defensive rebound			
08:36	15 SEGZDAITE J. 3 pts shot missed			
08:36				13 VOUDOURI I. Defensive rebound
08:25				15 KOTSIAFTI A. 2 pts shot missed
08:25	13 VALAITYTE G. Defensive rebound			
08:12	16 ESKERTAITE R. 3 pts shot missed			
08:12	13 VALAITYTE G. Offensive rebound			
08:12	4 NARUSEVICIUTE Foul drawn			4 SARAKATSANI E. Personal foul
08:12				4 SARAKATSANI E. Substitution out 7 AGAGIOTOU L. Substitution in
08:12	15 SEGZDAITE J. Substitution out 2 JOCYTE G. Substitution in			
08:12	4 NARUSEVICIUTE Free throw made	13-8	5	
08:12	4 NARUSEVICIUTE Free throw made	14-8	6	
07:46				4 SARAKATSANI E. Substitution in 16 PATERA S. Substitution out

SAT 29 JUL 2017
Start Time 16:00

Play by Play

Game Duration: 01:42

LTU 50 vs 67 GRE
(12-8; 9-13; 17-18; 12-28)

Game Time	LTU - Lithuania	Q2	Q3	Score	Q4	Diff	GRE - Greece
07:35	13 VALAITYTE G. Layup scored			16-8		8	
07:32	2 JOCYTE G. Assist						
07:14							15 KOTSIAFTI A. Layup missed
07:14	8 MILASAUSKAITE Substitution in 4 NARUSEVICIUTE Substitution out						
07:07				16-11		5	4 SARAKATSANI E. 3 pts shot made
07:03							1 CHAINA C. Assist
06:56	2 JOCYTE G. 2 pts shot missed						
06:56	2 JOCYTE G. Offensive rebound						
06:44							16 PATERA S. Substitution in 1 CHAINA C. Substitution out
06:42	13 VALAITYTE G. Foul drawn						13 VOUDOURI I. Personal foul
06:42	13 VALAITYTE G. Free throw made			17-11		6	
06:42	13 VALAITYTE G. Free throw missed						
06:42	2 JOCYTE G. Offensive rebound						
06:34	2 JOCYTE G. Turnover						16 PATERA S. Steal
06:14				17-13		4	15 KOTSIAFTI A. 2 pts shot made 16 PATERA S. Assist
06:14	13 VALAITYTE G. Personal foul						15 KOTSIAFTI A. Foul drawn
06:14	8 MILASAUSKAITE Substitution out 4 NARUSEVICIUTE Substitution in						
06:14							15 KOTSIAFTI A. Free throw missed
06:14							13 VOUDOURI I. Offensive rebound
05:56							16 PATERA S. 3 pts shot missed
05:56	4 NARUSEVICIUTE Defensive rebound						
05:41	13 VALAITYTE G. 2 pts shot missed						
05:41							15 KOTSIAFTI A. Defensive rebound
05:20				17-15		2	15 KOTSIAFTI A. Layup scored
05:16							4 SARAKATSANI E. Assist
05:10	16 ESKERTAITE R. 3 pts shot missed						
05:10	7 BURBAITE J. Offensive rebound						
05:00	7 BURBAITE J. 3 pts shot missed						
05:00							13 VOUDOURI I. Defensive rebound
04:51							16 PATERA S. Layup missed
04:51	13 VALAITYTE G. Defensive rebound						
04:41	16 ESKERTAITE R. 3 pts shot missed						
04:41	13 VALAITYTE G. Offensive rebound						
04:40	13 VALAITYTE G. Foul drawn						4 SARAKATSANI E. Personal foul
04:40	15 SEGZDAITE J. Substitution in 2 JOCYTE G. Substitution out						
04:40	7 BURBAITE J. Substitution out 7 BURBAITE J. Substitution in						
04:40	16 ESKERTAITE R. Substitution out 5 ZEGYTE A. Substitution in						
04:40	8 MILASAUSKAITE Substitution in 7 BURBAITE J. Substitution out						
04:26	8 MILASAUSKAITE Turnover						
04:26							11 VERANI C. Substitution in 13 VOUDOURI I. Substitution out
04:13	5 ZEGYTE A. Personal foul						11 VERANI C. Foul drawn
03:56				17-18		1	4 SARAKATSANI E. 3 pts shot made
03:53							15 KOTSIAFTI A. Assist
03:38	15 SEGZDAITE J. Turnover						
03:38	5 ZEGYTE A. Substitution out						
03:37	9 BAREIKIENE S. Substitution in						
03:25							15 KOTSIAFTI A. 2 pts shot missed
03:25	9 BAREIKIENE S. Defensive rebound						
03:07	9 BAREIKIENE S. Layup missed						
03:07	15 SEGZDAITE J. Offensive rebound						
02:58	13 VALAITYTE G. Foul drawn						15 KOTSIAFTI A. Personal foul
02:58	13 VALAITYTE G. Free throw missed						
02:58	13 VALAITYTE G. Free throw missed						
02:58							11 VERANI C. Defensive rebound
02:39							11 VERANI C. 2 pts shot missed
02:39	4 NARUSEVICIUTE Defensive rebound						
02:28	7 BURBAITE J. Substitution in 8 MILASAUSKAITE Substitution out						
02:28							11 VERANI C. Substitution out 1 CHAINA C. Substitution in
02:25	4 NARUSEVICIUTE 2 pts shot missed						

SAT 29 JUL 2017
Start Time 16:00

Play by Play

Game Duration: 01:42

LTU 50 vs 67 GRE
(12-8; 9-13; 17-18; 12-28)

Game Time	LTU - Lithuania	Score	Diff	GRE - Greece
02:25	4 NARUSEVICIUTE Offensive rebound			
02:25	4 NARUSEVICIUTE Foul drawn			15 KOTSIAFTI A. Personal foul
02:25	4 NARUSEVICIUTE Free throw missed			
02:25	4 NARUSEVICIUTE Free throw made	18-18	0	
02:08	13 VALAITYTE G. Personal foul			15 KOTSIAFTI A. Foul drawn
02:05		18-21	3	7 AGAGIOTOU L. 3 pts shot made
02:01				1 CHAINA C. Assist
01:46	7 BURBAITE J. 3 pts shot missed			
01:46	4 NARUSEVICIUTE Foul drawn			1 CHAINA C. Personal foul
01:46	4 NARUSEVICIUTE Free throw missed			
01:46	4 NARUSEVICIUTE Free throw missed			
01:42	9 BAREIKIENE S. Substitution out 16 ESKERTAITE R. Substitution in			
01:42				10 MELLINI D. Substitution in 15 KOTSIAFTI A. Substitution out
01:28				4 SARAKATSANI E. 3 pts shot missed
01:28	13 VALAITYTE G. Defensive rebound			
01:05	7 BURBAITE J. 2 pts shot missed			
01:04	13 VALAITYTE G. Personal foul			16 PATERA S. Foul drawn
01:04	3 JANKUTE J. Substitution in 13 VALAITYTE G. Substitution out			
00:47				7 AGAGIOTOU L. 2 pts shot missed
00:47	3 JANKUTE J. Defensive rebound			
00:25	15 SEGZDAITE J. 3 pts shot made	21-21	0	
00:21	7 BURBAITE J. Assist			
00:02				4 SARAKATSANI E. 3 pts shot missed
00:02	16 ESKERTAITE R. Defensive rebound			
	16 ESKERTAITE R. Turnover			

3rd Quarter

Quarter Starters

LTU	7 BURBAITE J.	2 JOCYTE G.	8 MILASAUSKAITE	4 NARUSEVICIUTE	15 SEGZDAITE J.
GRE	18 BALKOGLOU K.	1 CHAINA C.	15 KOTSIAFTI A.	16 PATERA S.	13 VOUDOURI I.

Game Time	LTU - Lithuania	Score	Diff	GRE - Greece
09:54	15 SEGZDAITE J. 3 pts shot missed			
09:33		21-24	3	18 BALKOGLOU K. 3 pts shot made
09:30				1 CHAINA C. Assist
09:26	7 BURBAITE J. Turnover			
08:25	2 JOCYTE G. 3 pts shot made	24-24	0	
08:20	15 SEGZDAITE J. Assist			
08:00				18 BALKOGLOU K. 3 pts shot missed
08:00				18 BALKOGLOU K. Offensive rebound
07:42		24-27	3	18 BALKOGLOU K. 3 pts shot made
07:39				1 CHAINA C. Assist
07:25	2 JOCYTE G. Turnover			
07:08				16 PATERA S. 3 pts shot missed
07:08	15 SEGZDAITE J. Defensive rebound			
06:59	7 BURBAITE J. Foul drawn			15 KOTSIAFTI A. Personal foul
06:59				8 KOTSIREA S. Substitution in 15 KOTSIAFTI A. Substitution out
06:59	7 BURBAITE J. Free throw made	25-27	2	
06:59	7 BURBAITE J. Free throw made	26-27	1	
06:44	2 JOCYTE G. Personal foul			16 PATERA S. Foul drawn
06:44		26-28	2	16 PATERA S. Free throw made
06:44		26-29	3	16 PATERA S. Free throw made
06:33	2 JOCYTE G. 2 pts shot made	28-29	1	
06:29	8 MILASAUSKAITE Assist			
06:10				13 VOUDOURI I. Layup missed
06:10	4 NARUSEVICIUTE Defensive rebound			
05:57	2 JOCYTE G. 3 pts shot missed			
05:57				13 VOUDOURI I. Defensive rebound
05:36	8 MILASAUSKAITE Steal			18 BALKOGLOU K. Turnover

SAT 29 JUL 2017
Start Time 16:00

Play by Play

Game Duration: 01:42

LTU 50 vs 67 GRE
(12-8; 9-13; 17-18; 12-28)

Game Time	LTU - Lithuania	Score	Diff	GRE - Greece
05:29	8 MILASAUSKAITE Layup scored	30-29	1	
05:26	7 BURBAITE J. Assist			
05:04				1 CHAINA C. 3 pts shot missed
05:01	8 MILASAUSKAITE Substitution out 13 VALAITYTE G. Substitution in			
05:01				4 SARAKATSANI E. Substitution in 18 BALKOGLOU K. Substitution out
04:40	2 JOCYTE G. 3 pts shot made	33-29	4	
04:37	15 SEGZDAITE J. Assist			
04:15				8 KOTSIREA S. 3 pts shot missed
04:15				13 VOUDOURI I. Offensive rebound
04:02	2 JOCYTE G. Personal foul			16 PATERA S. Foul drawn
04:02		33-30	3	16 PATERA S. Free throw made
04:02				16 PATERA S. Free throw missed
04:02	7 BURBAITE J. Defensive rebound			
03:49	4 NARUSEVICIUTE 2 pts shot made	35-30	5	
03:45	13 VALAITYTE G. Assist			
03:26		35-32	3	13 VOUDOURI I. 2 pts shot made
03:23				1 CHAINA C. Assist
03:12	7 BURBAITE J. 3 pts shot missed			
03:12				8 KOTSIREA S. Defensive rebound
03:08	4 NARUSEVICIUTE Steal			8 KOTSIREA S. Turnover
03:08	15 SEGZDAITE J. 3 pts shot missed			
03:08	13 VALAITYTE G. Offensive rebound			
03:01	2 JOCYTE G. Substitution out 16 ESKERTAITE R. Substitution in			
03:01				7 AGAGIOTOU L. Substitution in 8 KOTSIREA S. Substitution out
02:58	16 ESKERTAITE R. 3 pts shot missed			
02:58	13 VALAITYTE G. Offensive rebound			
02:55	13 VALAITYTE G. Turnover			4 SARAKATSANI E. Steal
02:37		35-35	0	16 PATERA S. 3 pts shot made
02:34				4 SARAKATSANI E. Assist
02:14	4 NARUSEVICIUTE 3 pts shot missed			
02:14	13 VALAITYTE G. Personal foul			13 VOUDOURI I. Foul drawn
02:14	13 VALAITYTE G. Substitution out 8 MILASAUSKAITE Substitution in			
02:01				4 SARAKATSANI E. 3 pts shot missed
02:01	15 SEGZDAITE J. Defensive rebound			
01:55	4 NARUSEVICIUTE 2 pts shot missed			
01:55				16 PATERA S. Defensive rebound
01:36				16 PATERA S. 3 pts shot missed
01:36	7 BURBAITE J. Defensive rebound			
01:17	7 BURBAITE J. 3 pts shot made	38-35	3	
01:12	16 ESKERTAITE R. Assist			
00:47		38-37	1	13 VOUDOURI I. 2 pts shot made
00:43				1 CHAINA C. Assist
00:34	8 MILASAUSKAITE 2 pts shot missed			
00:34				1 CHAINA C. Defensive rebound
00:07		38-39	1	16 PATERA S. 2 pts shot made
00:03				13 VOUDOURI I. Assist
	15 SEGZDAITE J. 3 pts shot missed			

4th Quarter

Quarter Starters

LTU	7 BURBAITE J.	16 ESKERTAITE R.	2 JOCYTE G.	8 MILASAUSKAITE	15 SEGZDAITE J.
GRE	7 AGAGIOTOU L.	1 CHAINA C.	15 KOTSIAFTI A.	16 PATERA S.	13 VOUDOURI I.

Game Time	LTU - Lithuania	Score	Diff	GRE - Greece
09:37	8 MILASAUSKAITE Personal foul			13 VOUDOURI I. Foul drawn
09:37				13 VOUDOURI I. Free throw missed
09:37		38-40	2	13 VOUDOURI I. Free throw made
09:33	2 JOCYTE G. Turnover			
09:16		38-42	4	15 KOTSIAFTI A. 2 pts shot made

SAT 29 JUL 2017
Start Time 16:00

Play by Play

Game Duration: 01:42

LTU 50 vs 67 GRE
(12-8; 9-13; 17-18; 12-28)

Game Time	LTU - Lithuania	Q2	Q3	Score	Q4	Diff	GRE - Greece
09:12							16 PATERA S. Assist
08:56	16 ESKERTAITE R. 3 pts shot missed						
08:56	8 MILASAUSKAITE Personal foul						13 VOUDOURI I. Foul drawn
08:39				38-44		6	15 KOTSIAFTI A. 2 pts shot made 7 AGAGIOTOU L. Assist
08:21	16 ESKERTAITE R. 3 pts shot missed						
08:10	2 JOCYTE G. Personal foul						16 PATERA S. Foul drawn
08:10	16 ESKERTAITE R. Substitution out 4 NARUSEVICIUTE Substitution in						
08:10				38-45		7	16 PATERA S. Free throw made
08:10				38-46		8	16 PATERA S. Free throw made
07:57	2 JOCYTE G. 2 pts shot missed						
07:57							15 KOTSIAFTI A. Defensive rebound
07:37							13 VOUDOURI I. 2 pts shot missed
07:37	2 JOCYTE G. Defensive rebound						
07:27	4 NARUSEVICIUTE 3 pts shot missed						
07:27	8 MILASAUSKAITE Offensive rebound						
07:25	8 MILASAUSKAITE Turnover						7 AGAGIOTOU L. Steal
06:58							15 KOTSIAFTI A. 2 pts shot missed
06:58	15 SEGZDAITE J. Defensive rebound						
06:47	7 BURBAITE J. Personal foul						13 VOUDOURI I. Foul drawn
06:47	8 MILASAUSKAITE Substitution out 13 VALAITYTE G. Substitution in						
06:40							4 SARAKATSANI E. Substitution in
06:36							13 VOUDOURI I. Substitution out
06:30	15 SEGZDAITE J. Personal foul						16 PATERA S. Foul drawn
06:30				38-47		9	16 PATERA S. Free throw made
06:30							16 PATERA S. Free throw missed
06:30	7 BURBAITE J. Defensive rebound						
06:23	2 JOCYTE G. Turnover						1 CHAINA C. Steal
06:19				38-49		11	1 CHAINA C. Layup scored
06:19	2 JOCYTE G. Substitution out 16 ESKERTAITE R. Substitution in						
05:59	7 BURBAITE J. 2 pts shot missed						
05:59							16 PATERA S. Defensive rebound
05:39				38-52		14	7 AGAGIOTOU L. 3 pts shot made
05:35							16 PATERA S. Assist
05:19	7 BURBAITE J. 2 pts shot missed						
05:14	4 NARUSEVICIUTE 2 pts shot made 15 SEGZDAITE J. Assist			40-52		12	
05:14	4 NARUSEVICIUTE Foul drawn						16 PATERA S. Personal foul
05:14	4 NARUSEVICIUTE Free throw missed						
05:14							15 KOTSIAFTI A. Defensive rebound
04:54							15 KOTSIAFTI A. Layup missed
04:54	13 VALAITYTE G. Defensive rebound						
04:45	13 VALAITYTE G. 2 pts shot missed						
04:45							4 SARAKATSANI E. Defensive rebound
04:24							7 AGAGIOTOU L. 3 pts shot missed
04:24							16 PATERA S. Offensive rebound
04:10				40-55		15	7 AGAGIOTOU L. 3 pts shot made
04:07							16 PATERA S. Assist
03:59	15 SEGZDAITE J. Foul drawn						7 AGAGIOTOU L. Personal foul
03:59	16 ESKERTAITE R. Substitution out						
03:55	2 JOCYTE G. Substitution in						
03:53	4 NARUSEVICIUTE Foul drawn						4 SARAKATSANI E. Personal foul
03:53							4 SARAKATSANI E. Substitution out 13 VOUDOURI I. Substitution in
03:47	7 BURBAITE J. 2 pts shot made			42-55		13	
03:45	2 JOCYTE G. Assist						
03:23	7 BURBAITE J. Personal foul						7 AGAGIOTOU L. Foul drawn
03:23				42-56		14	7 AGAGIOTOU L. Free throw made
03:23				42-57		15	7 AGAGIOTOU L. Free throw made
03:15	15 SEGZDAITE J. Turnover						
03:04							7 AGAGIOTOU L. Layup missed
03:04	4 NARUSEVICIUTE Defensive rebound						

SAT 29 JUL 2017
Start Time 16:00

Play by Play

Game Duration: 01:42

LTU 50 vs 67 GRE
(12-8; 9-13; 17-18; 12-28)

Game Time	LTU - Lithuania	Q2	Q3	Score	Q4	Diff	GRE - Greece
02:52	2 JOCYTE G. 2 pts shot made			44-57		13	
02:47	7 BURBAITE J. Assist						
02:24							16 PATERA S. 3 pts shot missed
02:24							13 VOUDOURI I. Offensive rebound
02:08							1 CHAINA C. Layup missed
02:08	13 VALAITYTE G. Defensive rebound						
02:07	16 ESKERTAITE R. Substitution in 2 JOCYTE G. Substitution out						
02:07	7 BURBAITE J. Free throw missed						
02:07	8 MILASAUSKAITE Substitution in 4 NARUSEVICIUTE Substitution out						
01:58	13 VALAITYTE G. Foul drawn						13 VOUDOURI I. Personal foul
01:58							13 VOUDOURI I. Substitution out 4 SARAKATSANI E. Substitution in
01:57	15 SEGZDAITE J. Turnover						1 CHAINA C. Steal
01:57	8 MILASAUSKAITE Personal foul						1 CHAINA C. Foul drawn
01:57							1 CHAINA C. Free throw missed
01:57							1 CHAINA C. Free throw missed
01:39	15 SEGZDAITE J. Turnover						1 CHAINA C. Steal
01:37	15 SEGZDAITE J. Personal foul						1 CHAINA C. Foul drawn
01:37	2 JOCYTE G. Substitution in 15 SEGZDAITE J. Substitution out						
01:37							1 CHAINA C. Free throw missed
01:37				44-58		14	1 CHAINA C. Free throw made
01:26	7 BURBAITE J. Turnover						15 KOTSIAFTI A. Steal
01:23	7 BURBAITE J. Personal foul						1 CHAINA C. Foul drawn
01:23	7 BURBAITE J. Substitution out 3 JANKUTE J. Substitution in						
01:23							7 AGAGIOTOU L. Substitution out 8 KOTSIREA S. Substitution in
01:23							1 CHAINA C. Free throw missed
01:23							1 CHAINA C. Free throw missed
01:23	13 VALAITYTE G. Defensive rebound						
01:10	16 ESKERTAITE R. 3 pts shot made			47-58		11	
01:09	2 JOCYTE G. Assist						
01:03	16 ESKERTAITE R. Personal foul						1 CHAINA C. Foul drawn
01:03				47-59		12	1 CHAINA C. Free throw made
01:03				47-60		13	1 CHAINA C. Free throw made
00:50	16 ESKERTAITE R. 3 pts shot missed						
00:50	8 MILASAUSKAITE Offensive rebound						
00:45	16 ESKERTAITE R. 3 pts shot made			50-60		10	
00:44	2 JOCYTE G. Assist						
00:40	16 ESKERTAITE R. Personal foul						16 PATERA S. Foul drawn
00:40				50-61		11	16 PATERA S. Free throw made
00:40				50-62		12	16 PATERA S. Free throw made
00:40	15 SEGZDAITE J. Substitution in 3 JANKUTE J. Substitution out						
00:34	15 SEGZDAITE J. 3 pts shot missed						
00:33	8 MILASAUSKAITE Personal foul						4 SARAKATSANI E. Foul drawn
00:33				50-63		13	4 SARAKATSANI E. Free throw made
00:33							4 SARAKATSANI E. Free throw missed
00:33	8 MILASAUSKAITE Defensive rebound						
00:26	2 JOCYTE G. 3 pts shot missed						
00:26							16 PATERA S. Defensive rebound
00:22	2 JOCYTE G. Personal foul						16 PATERA S. Foul drawn
00:22	2 JOCYTE G. Substitution out 3 JANKUTE J. Substitution in						
00:22				50-64		14	16 PATERA S. Free throw made
00:22				50-65		15	16 PATERA S. Free throw made
00:10	16 ESKERTAITE R. 3 pts shot missed						
00:07	3 JANKUTE J. Personal foul						4 SARAKATSANI E. Foul drawn
00:07				50-66		16	4 SARAKATSANI E. Free throw made
00:07				50-67		17	4 SARAKATSANI E. Free throw made
	8 MILASAUSKAITE 3 pts shot missed						

SAT 29 JUL 2017
Start Time 16:00

Start List

LTU vs GRE

Referee: Alper OZGOK (TUR)
Referee: Hsin-Da LEE (TPE) Oleksandr DAVYDOV (UKR)

LTU - Lithuania

No.	Name	Pos	Height	Age	Tournament Statistics						
					PPG	FG%	3FG%	FT%	RPG	APG	MPG (GP)
2	JOCYTE Grazina			25	6.0	37	0		3.6	2.2	17:06 (5)
3	JANKUTE J.			25	3.8	47		50	3.8	0.6	11:29 (5)
4	NARUSEVICIUTE Deimante			34	7.6	40	17	72	6.4	0.8	19:10 (5)
5	ZEGYTE Agne			35	2.6	19	11	44	2.4	2.4	18:29 (5)
7	BURBAITE J.			31	13.2	41	22	60	5.0	0.8	18:10 (5)
8	MILASAUSKAITE Ausra			32	6.0	44	45	50	2.6	0.4	16:35 (5)
9	BAREIKIENE Sonata			38	3.2	29	50	17	2.8	3.4	13:27 (5)
13	VALAITYTE Gabriele			28	14.2	57	0	38	8.8	1.4	23:58 (5)
15	SEGZDAITE Jurgita (C)			28	9.2	41	33	76	2.8	5.0	24:51 (5)
16	ESKERTAITE Ramune			20	13.2	48	30	69	3.0	1.6	19:55 (5)
17	SERELYTE Domante			22	2.3	44	0	50	3.3	0.5	11:45 (4)
19	DOBILAITE Eliza			18	1.0	40			2.0	0.3	9:45 (4)
	Team			28.0	77.0	39	41	55	51.7	17.8	
Coach	DAMBRAUSKAITE Lina										
Assistant Coach	MIKALAUSKAITE Zivile										

LTU Played		
PR	RUS	80-43
PR	ITA	75-38
PR	POL	54-35
PR	CHN	90-56
QF	KEN	100-12
SF	UKR	63-40

GRE - Greece

No.	Name	Pos	Height	Age	Tournament Statistics						
					PPG	FG%	3FG%	FT%	RPG	APG	MPG (GP)
1	CHAINA Chrysanthi			35	5.2	22	13	47	5.8	7.0	29:38 (5)
4	SARAKATSANI Evangelia			35	7.0	35	26	75	2.0	1.4	26:11 (5)
7	AGAGIOTOU L.			26	2.8	46	0	100	0.8	0.6	13:52 (5)
8	KOTSIREA Stavroula			43	5.0	31	26	50	2.8	1.0	18:51 (5)
9	SPINOU Alexandra			27	2.2	20		42	2.8	0.2	9:58 (5)
10	MELLINI Dimitra			25	1.6	31			1.6	0.2	7:04 (5)
11	VERANI Chrysanthi			30	2.0	57			1.5	0.0	9:29 (4)
13	VOUDOURI Ioanna			36	6.6	59		20	3.8	0.6	15:56 (5)
15	KOTSIAFTI A. (C)			38	12.8	33	25	55	8.6	1.2	27:41 (5)
16	PATERA Stefania			29	8.8	34	29	67	6.0	5.2	32:53 (5)
18	BALKOGLOU Konstantina			34	6.3	36	28	100	2.0	0.5	12:57 (4)
	Team			32.5	58.6	36	63	52	44.6	17.8	
Coach	ZERVA Athina										
Assistant Coach	ARGYRIOU Martha										

GRE Played		
PR	TUR	38-37
PR	KEN	89-21
PR	UKR	53-35
QF	CHN	64-51
SF	ITA	49-33

LEGEND

(1)	Point Guard	**(2)**	Shooting Guard	**(3)**	Small Forward	**(4)**	Power Forward	**(5)**	Centre
3FG	% 2 Point Field Goals	**APG**	Assists per Game	**C**	Centre	**F**	Forward	**F1**	Gold-medal Match
FG%	Field Goals %	**FT%**	Free Throws %	**G**	Guard	**GP**	Games Played	**MIN**	Minutes Played per Game
SF	Semi-finals	**PPG**	Points per Game	**PR**	Preliminary	**QF**	Quarter-finals	**RPG**	Rebounds per Game

SAT 29 JUL 2017
Start Time 11:00

Results

Game Duration: 02:02

UKR 52 vs 53 ITA

(11-12; 12-14; 13-6; 13-17; 3-4)

Referee: Alvydas DOBILAS (LTU)
Referee: KOUTSOUMARIS A. (GRE) Cagkan ERTURK (TUR)

Scoring by 5 min intervals:	Q1		Q2		Q3		Q4		OT1
UKR	2	11	17	23	28	36	44	49	52
ITA	8	12	18	26	28	32	42	49	53

UKR - Ukraine

No.	Name	MIN	Field Goals		2 Points		3 Points		Free Throws		Rebounds			AS	TO	ST	BS	PF	FD	PTS
			M / A	%	M / A	%	M / A	%	M / A	%	OR	DR	TOT							
5	TERESHCHENKO Alina Vitalyivna	20:36	0/3	0	0/3	0			1/2	50	1	2	3			2	1	1	1	1
*6	KULINOK Tetiana	42:50	6/17	35	5/9	56	1/8	13	1/4	25	6	7	13	1	8	6	4	3	6	14
*7	KALCHENKO Olha	21:47	2/11	18	2/6	33	0/5	0	1/2	50	2	3	5		8	2	1	4	2	5
8	MELNYCHUK Hanna Sergeevna																			
*9	BRONYTSKA Y.	24:34	4/13	31	2/6	33	2/7	29	3/4	75	1	3	4	2	3	1		2	2	13
*10	SIEDIELNIKOVA Marta (C)	41:47	3/10	30	2/6	33	1/4	25	1/1	100	2	8	10	3	4	2		4	2	8
11	MOSKALETS Iuliia	19:14	2/6	33	2/4	50	0/2	0				3	3	1				1		4
*12	KHOROSHYKH Olena	10:22	0/1	0	0/1	0			1/2	50		2	2		1					1
13	LEHENKA Olesia	17:08	0/3	0	0/1	0	0/2	0	0/2	0	1	4	5	1	5	4		1	4	0
15	BRAZHNYKOVA Nelia	26:40	3/7	43	3/6	50	0/1	0			2	3	5	5	10	3		3	1	6
	Team/Coach										3	2	5		1	1				
	Totals		20/71	28	16/42	38	4/29	14	8/17	47	18	37	55	13	40	21	6	19	18	52

Coach	SHCHEDRYVA Lyudmyla
Assistant	KIRSANOVA-STARON,Oksana

ITA - Italy

No.	Name	MIN	Field Goals		2 Points		3 Points		Free Throws		Rebounds			AS	TO	ST	BS	PF	FD	PTS
			M / A	%	M / A	%	M / A	%	M / A	%	OR	DR	TOT							
3	VIANA Noemi	3:19	0/1	0	0/1	0					1		1					1		0
*4	GALIMBERTI Benedetta	40:32	0/4	0	0/4	0			1/2	50		4	4	3	5			4	1	1
5	STRAZZARI Viola	0:07																		
6	BENINCASA Martina																			
*7	SAUTARIELLO Giulia	42:12	5/18	28	4/14	29	1/4	25	7/16	44	2	9	11	2	6	6		4	10	18
*8	CASCIO Simona (C)	41:14	1/11	9	1/11	9			2/4	50	4	7	11	1	4			3	3	4
9	GIRONI Francesca Clorinda																			
11	BONOMI Anna	12:53	1/5	20	1/5	20			2/2	100	1	3	4		2	2		1	1	4
*13	SORRENTINO Simona	43:56	8/19	42	8/19	42			3/3	100	4	6	10	2	8	2	1	3	3	19
*14	CANALI Sara	40:47	3/9	33	3/8	38	0/1	0	1/2	50		2	2	2	8	3		2	1	7
18	CHIOSI Chiara																			
	Team/Coach											5	5		1					
	Totals		18/67	27	17/62	27	1/5	20	16/29	55	12	36	48	10	34	13	1	18	19	53

Coach	BRAIDA Sara
Assistant	SPIRITO,Lorenza

	UKR	ITA
POINTS IN THE PAINT	10	4
BENCH POINTS	11	4
TIMES TIED	9	

	UKR	ITA
BIGGEST LEAD	6	6
BIGGEST SCORING RUN	7-0 (51-49)	8-0 (2-8)
LEAD CHANGES	11	

LEGEND

%	Shooting Percentage	*	Game Starters	**AS**	Assists	**BS**	Blocked Shots	**DR**	Defensive Rebounds
FD	Fouls Drawn	**M/A**	Made/Attempts	**MIN**	Minutes Played	**OR**	Offensive Rebounds	**OTx**	Overtime
PF	Fouls	**PTS**	Points	**Qx**	Quarter	**ST**	Steals	**TO**	Turnovers
TOT	Total Rebounds								

Report Created SAT 29 JUL 2017 13:00

SAT 29 JUL 2017
Start Time 11:00

Play by Play

Game Duration: 02:02

UKR 52 vs 53 ITA
(11-12; 12-14; 13-6; 13-17; 3-4)

1st Quarter

Quarter Starters

UKR	9 BRONYTSKA Y.	7 KALCHENKO O.	12 KHOROSHYKH O.	6 KULINOK T.	10 SIEDIELNIKOVA
ITA	14 CANALI S.	8 CASCIO S.	4 GALIMBERTI B.	7 SAUTARIELLO G.	13 SORRENTINO S.

Game Time	UKR - Ukraine	Score	Diff	ITA - Italy
09:51	7 KALCHENKO O. 2 pts shot missed			
09:51				4 GALIMBERTI B. Defensive rebound
09:38				14 CANALI S. Layup missed
09:38				7 SAUTARIELLO G. Offensive rebound
09:31				8 CASCIO S. 2 pts shot missed
09:31	6 KULINOK T. Defensive rebound			
09:18	10 SIEDIELNIKOVA Turnover			14 CANALI S. Steal
09:16				14 CANALI S. Turnover
09:16	9 BRONYTSKA Y. Substitution out 15 BRAZHNYKOVA N. Substitution in			
08:54	10 SIEDIELNIKOVA 2 pts shot missed			
08:54	10 SIEDIELNIKOVA Offensive rebound			
08:50	10 SIEDIELNIKOVA 2 pts shot missed			
08:50				4 GALIMBERTI B. Defensive rebound
08:42	6 KULINOK T. Steal			14 CANALI S. Turnover
08:30	7 KALCHENKO O. Layup scored	2-0	2	
08:22	7 KALCHENKO O. Personal foul			7 SAUTARIELLO G. Foul drawn
08:22	13 LEHENKA O. Substitution in 10 SIEDIELNIKOVA Substitution out			
08:22		2-1	1	7 SAUTARIELLO G. Free throw made
08:22				7 SAUTARIELLO G. Free throw missed
08:22	13 LEHENKA O. Defensive rebound			
08:12	15 BRAZHNYKOVA N. Turnover			7 SAUTARIELLO G. Steal
08:12	15 BRAZHNYKOVA N. Personal foul			7 SAUTARIELLO G. Foul drawn
07:57				7 SAUTARIELLO G. 2 pts shot missed
07:57				13 SORRENTINO S. Offensive rebound
07:53		2-3	1	13 SORRENTINO S. 2 pts shot made
07:41	15 BRAZHNYKOVA N. Turnover			
07:41	10 SIEDIELNIKOVA Substitution in			
07:41	11 MOSKALETS I. Substitution in 12 KHOROSHYKH O. Substitution out			
07:41	15 BRAZHNYKOVA N. Substitution out			
07:21				8 CASCIO S. Turnover
07:09	6 KULINOK T. Turnover			
06:51				13 SORRENTINO S. 2 pts shot missed
06:51	6 KULINOK T. Blocked shot			13 SORRENTINO S. Stop suffered
06:45	6 KULINOK T. Personal foul			14 CANALI S. Foul drawn
06:45		2-4	2	14 CANALI S. Free throw made
06:45				14 CANALI S. Free throw missed
06:45				7 SAUTARIELLO G. Offensive rebound
06:32	7 KALCHENKO O. Personal foul			7 SAUTARIELLO G. Foul drawn
06:32		2-5	3	7 SAUTARIELLO G. Free throw made
06:32		2-6	4	7 SAUTARIELLO G. Free throw made
06:28	6 KULINOK T. Foul drawn			4 GALIMBERTI B. Personal foul
06:23	6 KULINOK T. Turnover			
05:58				7 SAUTARIELLO G. 2 pts shot missed
05:58	6 KULINOK T. Defensive rebound			
05:53	6 KULINOK T. Turnover			
05:43				8 CASCIO S. 2 pts shot missed
05:43				13 SORRENTINO S. Offensive rebound
05:41				13 SORRENTINO S. Turnover
05:32	7 KALCHENKO O. 3 pts shot missed			
05:32				7 SAUTARIELLO G. Defensive rebound
05:25				7 SAUTARIELLO G. Layup missed
05:25	10 SIEDIELNIKOVA Defensive rebound			
05:17	7 KALCHENKO O. Turnover			

SAT 29 JUL 2017
Start Time 11:00

Play by Play

Game Duration: 02:02

UKR 52 vs 53 ITA
(11-12; 12-14; 13-6; 13-17; 3-4)

Game Time	UKR - Ukraine	Score	Diff	ITA - Italy
05:17	12 KHOROSHYKH O. Substitution in 7 KALCHENKO O. Substitution out			
05:07		2-8	6	13 SORRENTINO S. 2 pts shot made
05:03				7 SAUTARIELLO G. Assist
04:54	10 SIEDIELNIKOVA Layup scored	4-8	4	
04:54	10 SIEDIELNIKOVA Foul drawn			14 CANALI S. Personal foul
04:54	15 BRAZHNYKOVA N. Substitution in 13 LEHENKA O. Substitution out			
04:54	10 SIEDIELNIKOVA Free throw made	5-8	3	
04:47		5-10	5	14 CANALI S. 2 pts shot made
04:43				7 SAUTARIELLO G. Assist
04:37	15 BRAZHNYKOVA N. Turnover			14 CANALI S. Steal
04:30				8 CASCIO S. 2 pts shot missed
04:30				8 CASCIO S. Offensive rebound
04:25				8 CASCIO S. 2 pts shot missed
04:25	12 KHOROSHYKH O. Defensive rebound			
04:07	11 MOSKALETS I. 2 pts shot made	7-10	3	
04:03	15 BRAZHNYKOVA N. Assist			
03:54				13 SORRENTINO S. 2 pts shot missed
03:54	12 KHOROSHYKH O. Defensive rebound			
03:31	6 KULINOK T. 3 pts shot missed			
03:30	7 KALCHENKO O. Substitution in			
03:30	9 BRONYTSKA Y. Substitution in			
03:30				11 BONOMI A. Substitution in 8 CASCIO S. Substitution out
03:30	12 KHOROSHYKH O. Substitution out			
03:30	15 BRAZHNYKOVA N. Substitution out			
03:10				11 BONOMI A. 2 pts shot missed
03:10	11 MOSKALETS I. Defensive rebound			
02:59	9 BRONYTSKA Y. Turnover			
02:53				11 BONOMI A. 2 pts shot missed
02:53	7 KALCHENKO O. Defensive rebound			
02:36	9 BRONYTSKA Y. 3 pts shot missed			
02:36	7 KALCHENKO O. Offensive rebound			
02:19	11 MOSKALETS I. 2 pts shot made 9 BRONYTSKA Y. Assist	9-10	1	
02:19	13 LEHENKA O. Substitution in 9 BRONYTSKA Y. Substitution out			
02:04		9-12	3	13 SORRENTINO S. 2 pts shot made
02:02				4 GALIMBERTI B. Assist
02:00	7 KALCHENKO O. Turnover			
01:51	10 SIEDIELNIKOVA 2 pts shot made	11-12	1	
01:47	11 MOSKALETS I. Assist			
01:39				14 CANALI S. Turnover
01:39				3 VIANA N. Substitution in 4 GALIMBERTI B. Substitution out
01:22	7 KALCHENKO O. Turnover			7 SAUTARIELLO G. Steal
01:22	13 LEHENKA O. Personal foul			7 SAUTARIELLO G. Foul drawn
01:22				7 SAUTARIELLO G. Free throw missed
01:22				7 SAUTARIELLO G. Free throw missed
01:22	13 LEHENKA O. Defensive rebound			
01:16	13 LEHENKA O. Turnover			
01:16	15 BRAZHNYKOVA N. Substitution in 13 LEHENKA O. Substitution out			
01:11				13 SORRENTINO S. Turnover
00:54	7 KALCHENKO O. Layup missed			
00:54				13 SORRENTINO S. Defensive rebound
00:48				7 SAUTARIELLO G. 3 pts shot missed
00:48				3 VIANA N. Offensive rebound
00:44				3 VIANA N. 2 pts shot missed
00:44	6 KULINOK T. Blocked shot			3 VIANA N. Stop suffered
00:44	6 KULINOK T. Foul drawn			3 VIANA N. Personal foul
00:32	15 BRAZHNYKOVA N. Turnover			
00:32				8 CASCIO S. Substitution in 3 VIANA N. Substitution out
00:32	5 TERESHCHENKO A. Substitution in 15 BRAZHNYKOVA N. Substitutio			
00:20				13 SORRENTINO S. 2 pts shot missed

SAT 29 JUL 2017
Start Time 11:00

Play by Play

Game Duration: 02:02

UKR 52 vs 53 ITA
(11-12; 12-14; 13-6; 13-17; 3-4)

Game Time	UKR - Ukraine	Q2	Q3	Score	Q4	Diff	OT1	ITA - Italy
00:20	10 SIEDIELNIKOVA Defensive rebound							
00:07	7 KALCHENKO O. Turnover							
00:07								5 STRAZZARI V. Substitution in 7 SAUTARIELLO G. Substitution out
00:02	7 KALCHENKO O. Steal							14 CANALI S. Turnover

2nd Quarter

Quarter Starters

UKR	7 KALCHENKO O.	6 KULINOK T.	11 MOSKALETS I.	10 SIEDIELNIKOVA	5 TERESHCHENKO A.
ITA	14 CANALI S.	8 CASCIO S.	4 GALIMBERTI B.	7 SAUTARIELLO G.	13 SORRENTINO S.

Game Time	UKR - Ukraine	Score	Diff	ITA - Italy
09:51	10 SIEDIELNIKOVA 3 pts shot missed			
09:51	6 KULINOK T. Offensive rebound			
09:35	7 KALCHENKO O. 3 pts shot missed			
09:35	10 SIEDIELNIKOVA Offensive rebound			
09:22	7 KALCHENKO O. 3 pts shot missed			
09:22				8 CASCIO S. Defensive rebound
09:02				8 CASCIO S. 2 pts shot missed
09:02				13 SORRENTINO S. Offensive rebound
08:57		11-14	3	13 SORRENTINO S. 2 pts shot made
08:34	6 KULINOK T. Layup scored	13-14	1	
08:28				14 CANALI S. 2 pts shot missed
08:28	10 SIEDIELNIKOVA Defensive rebound			
08:20	7 KALCHENKO O. 2 pts shot made	15-14	1	
08:16	10 SIEDIELNIKOVA Assist			
07:59				13 SORRENTINO S. Layup missed
07:59	6 KULINOK T. Defensive rebound			
07:42	11 MOSKALETS I. 3 pts shot missed			
07:42	6 KULINOK T. Offensive rebound			
07:32	5 TERESHCHENKO A. Substitution out			
07:30	15 BRAZHNYKOVA N. Substitution in			
07:21	7 KALCHENKO O. 2 pts shot missed			
07:21				7 SAUTARIELLO G. Defensive rebound
07:18		15-16	1	7 SAUTARIELLO G. 2 pts shot made
07:07	15 BRAZHNYKOVA N. 3 pts shot missed			
07:07				4 GALIMBERTI B. Defensive rebound
07:00				7 SAUTARIELLO G. 2 pts shot missed
06:58	6 KULINOK T. Foul drawn			7 SAUTARIELLO G. Personal foul
06:58	12 KHOROSHYKH O. Substitution in			
06:58				11 BONOMI A. Substitution in 13 SORRENTINO S. Substitution out
06:58	11 MOSKALETS I. Substitution out			
06:39	12 KHOROSHYKH O. Turnover			14 CANALI S. Steal
06:32	6 KULINOK T. Steal			14 CANALI S. Turnover
06:28	6 KULINOK T. Layup scored	17-16	1	
06:16	10 SIEDIELNIKOVA Steal			11 BONOMI A. Turnover
06:01	7 KALCHENKO O. Turnover			7 SAUTARIELLO G. Steal
05:55	15 BRAZHNYKOVA N. Personal foul			7 SAUTARIELLO G. Foul drawn
05:55				14 CANALI S. Substitution out 13 SORRENTINO S. Substitution in
05:55	13 LEHENKA O. Substitution in 6 KULINOK T. Substitution out			
05:55		17-17	0	7 SAUTARIELLO G. Free throw made
05:55		17-18	1	7 SAUTARIELLO G. Free throw made
05:41	12 KHOROSHYKH O. 2 pts shot missed			
05:41				11 BONOMI A. Defensive rebound
05:39	7 KALCHENKO O. Personal foul			7 SAUTARIELLO G. Foul drawn
05:25				11 BONOMI A. 2 pts shot missed
05:21	7 KALCHENKO O. Blocked shot			11 BONOMI A. Stop suffered
05:17				13 SORRENTINO S. 2 pts shot missed
05:17	13 LEHENKA O. Defensive rebound			
05:12	13 LEHENKA O. 3 pts shot missed			

SAT 29 JUL 2017
Start Time 11:00

Play by Play

Game Duration: 02:02

UKR 52 vs 53 ITA
(11-12; 12-14; 13-6; 13-17; 3-4)

Game Time	UKR - Ukraine	Q2	Q3	Score	Q4	Diff	OT1	ITA - Italy
05:12								13 SORRENTINO S. Defensive rebound
05:00								11 BONOMI A. Turnover
04:59				17-20		3		11 BONOMI A. 2 pts shot made
04:56								13 SORRENTINO S. Assist
04:38	15 BRAZHNYKOVA N. 2 pts shot made			19-20		1		
04:34	10 SIEDIELNIKOVA Assist							
04:32								7 SAUTARIELLO G. Turnover
04:32	6 KULINOK T. Substitution in 10 SIEDIELNIKOVA Substitution out							
04:15	6 KULINOK T. Turnover							11 BONOMI A. Steal
03:57	15 BRAZHNYKOVA N. Steal							7 SAUTARIELLO G. Turnover
03:53	13 LEHENKA O. Foul drawn							13 SORRENTINO S. Unsportsmanlike Foul
03:53	11 MOSKALETS I. Substitution in 12 KHOROSHYKH O. Substitution out							
03:53	11 MOSKALETS I. Substitution out 12 KHOROSHYKH O. Substitution in							
03:53	12 KHOROSHYKH O. Free throw made			20-20		0		
03:53	12 KHOROSHYKH O. Free throw missed							
03:53	12 KHOROSHYKH O. Substitution out 11 MOSKALETS I. Substitution in							
03:46	7 KALCHENKO O. 3 pts shot missed							
03:46								4 GALIMBERTI B. Defensive rebound
03:31				20-22		2		13 SORRENTINO S. 2 pts shot made
03:31	15 BRAZHNYKOVA N. Personal foul							13 SORRENTINO S. Foul drawn
03:31								14 CANALI S. Substitution in 7 SAUTARIELLO G. Substitution out
03:31				20-23		3		13 SORRENTINO S. Free throw made
03:20	6 KULINOK T. 3 pts shot made			23-23		0		
03:17	15 BRAZHNYKOVA N. Assist							
03:12	7 KALCHENKO O. Personal foul							11 BONOMI A. Foul drawn
03:12	10 SIEDIELNIKOVA Substitution in							
03:12	5 TERESHCHENKO A. Substitution in 7 KALCHENKO O. Substitution out							
03:12	15 BRAZHNYKOVA N. Substitution out							
03:12				23-24		1		11 BONOMI A. Free throw made
03:12				23-25		2		11 BONOMI A. Free throw made
02:52	13 LEHENKA O. 2 pts shot missed							
02:52								11 BONOMI A. Defensive rebound
02:44	13 LEHENKA O. Steal							4 GALIMBERTI B. Turnover
02:43	13 LEHENKA O. Foul drawn							13 SORRENTINO S. Personal foul
02:26	13 LEHENKA O. Turnover							11 BONOMI A. Steal
02:10	13 LEHENKA O. Steal							4 GALIMBERTI B. Turnover
02:03	13 LEHENKA O. Turnover							
02:03	15 BRAZHNYKOVA N. Substitution in 13 LEHENKA O. Substitution out							
01:48								11 BONOMI A. 2 pts shot missed
01:48	15 BRAZHNYKOVA N. Defensive rebound							
01:26	11 MOSKALETS I. 3 pts shot missed							
01:26	15 BRAZHNYKOVA N. Offensive rebound							
01:20	10 SIEDIELNIKOVA 3 pts shot missed							
01:20								8 CASCIO S. Defensive rebound
01:02								8 CASCIO S. 2 pts shot missed
01:02	5 TERESHCHENKO A. Defensive rebound							
00:50	6 KULINOK T. Foul drawn							8 CASCIO S. Personal foul
00:50								7 SAUTARIELLO G. Substitution in 4 GALIMBERTI B. Substitution out
00:50	9 BRONYTSKA Y. Substitution in 11 MOSKALETS I. Substitution out							
00:50	6 KULINOK T. Free throw missed							
00:50	6 KULINOK T. Free throw missed							
00:50	6 KULINOK T. Offensive rebound							
00:45	5 TERESHCHENKO A. 2 pts shot missed							
00:45								8 CASCIO S. Defensive rebound
00:27								8 CASCIO S. 2 pts shot missed
00:26	6 KULINOK T. Blocked shot							8 CASCIO S. Stop suffered
00:20								13 SORRENTINO S. Layup missed
00:20	10 SIEDIELNIKOVA Defensive rebound							
00:14	9 BRONYTSKA Y. 3 pts shot missed							

SAT 29 JUL 2017
Start Time 11:00

Play by Play

Game Duration: 02:02

UKR 52 vs 53 ITA
(11-12; 12-14; 13-6; 13-17; 3-4)

Game Time	UKR - Ukraine	Q2	Q3	Score	Q4	Diff	OT1	ITA - Italy
00:14								7 SAUTARIELLO G. Defensive rebound
00:01	5 TERESHCHENKO A. Personal foul							7 SAUTARIELLO G. Foul drawn
00:01				23-26		3		7 SAUTARIELLO G. Free throw made
00:01								7 SAUTARIELLO G. Free throw missed
00:01								11 BONOMI A. Offensive rebound

3rd Quarter

Quarter Starters

UKR	15 BRAZHNYKOVA N.	7 KALCHENKO O.	12 KHOROSHYKH O.	6 KULINOK T.	10 SIEDIELNIKOVA
ITA	14 CANALI S.	8 CASCIO S.	4 GALIMBERTI B.	7 SAUTARIELLO G.	13 SORRENTINO S.

Game Time	UKR - Ukraine	Score	Diff	ITA - Italy
09:45		23-28	5	13 SORRENTINO S. 2 pts shot made
09:42				4 GALIMBERTI B. Assist
09:35	7 KALCHENKO O. 2 pts shot missed			
09:35				13 SORRENTINO S. Defensive rebound
09:23				4 GALIMBERTI B. 2 pts shot missed
09:23	15 BRAZHNYKOVA N. Defensive rebound			
09:10	7 KALCHENKO O. Turnover			
09:10	11 MOSKALETS I. Substitution in 7 KALCHENKO O. Substitution out			
09:05				7 SAUTARIELLO G. Turnover
08:46	11 MOSKALETS I. 2 pts shot missed			
08:45	11 MOSKALETS I. Stop suffered			13 SORRENTINO S. Blocked shot
08:33				7 SAUTARIELLO G. 2 pts shot missed
08:33	10 SIEDIELNIKOVA Defensive rebound			
08:28	10 SIEDIELNIKOVA Foul drawn			7 SAUTARIELLO G. Personal foul
08:16	10 SIEDIELNIKOVA Turnover			13 SORRENTINO S. Steal
08:09	5 TERESHCHENKO A. Substitution in 11 MOSKALETS I. Substitution out			
08:04	5 TERESHCHENKO A. Steal			13 SORRENTINO S. Turnover
07:53	6 KULINOK T. Turnover			
07:31				14 CANALI S. Layup missed
07:31				13 SORRENTINO S. Offensive rebound
07:25				7 SAUTARIELLO G. 3 pts shot missed
07:17	15 BRAZHNYKOVA N. Turnover			
07:03				8 CASCIO S. 2 pts shot missed
07:03	6 KULINOK T. Defensive rebound			
06:50	6 KULINOK T. 3 pts shot missed			
06:49	9 BRONYTSKA Y. Substitution in 12 KHOROSHYKH O. Substitution out			
06:49				11 BONOMI A. Substitution in 8 CASCIO S. Substitution out
06:35	5 TERESHCHENKO A. Steal			4 GALIMBERTI B. Turnover
06:32	15 BRAZHNYKOVA N. Turnover			
06:29	15 BRAZHNYKOVA N. Steal			14 CANALI S. Turnover
06:24	15 BRAZHNYKOVA N. 2 pts shot missed			
06:24	6 KULINOK T. Offensive rebound			
06:20	6 KULINOK T. 2 pts shot missed			
06:20	15 BRAZHNYKOVA N. Offensive rebound			
06:10	15 BRAZHNYKOVA N. Foul drawn			11 BONOMI A. Personal foul
06:03	9 BRONYTSKA Y. 2 pts shot missed			
06:02				8 CASCIO S. Substitution in 11 BONOMI A. Substitution out
05:51	5 TERESHCHENKO A. 2 pts shot missed			
05:51	6 KULINOK T. Offensive rebound			
05:45	6 KULINOK T. 2 pts shot made	25-28	3	
05:24	6 KULINOK T. Blocked shot			7 SAUTARIELLO G. Stop suffered
05:20	9 BRONYTSKA Y. 3 pts shot made 15 BRAZHNYKOVA N. Assist	28-28	0	
05:01	6 KULINOK T. 3 pts shot missed			
05:01				13 SORRENTINO S. Defensive rebound
04:56	10 SIEDIELNIKOVA Personal foul			13 SORRENTINO S. Foul drawn
04:49				7 SAUTARIELLO G. 2 pts shot missed
04:49	9 BRONYTSKA Y. Defensive rebound			

SAT 29 JUL 2017
Start Time 11:00

Play by Play

Game Duration: 02:02

UKR 52 vs 53 ITA
(11-12; 12-14; 13-6; 13-17; 3-4)

Game Time	UKR - Ukraine	Score	Diff	ITA - Italy
04:44	15 BRAZHNYKOVA N. Turnover			
04:35				8 CASCIO S. 2 pts shot missed
04:31	5 TERESHCHENKO A. Blocked shot			8 CASCIO S. Stop suffered
04:31				4 GALIMBERTI B. Turnover
04:17	6 KULINOK T. 2 pts shot missed			
04:17				8 CASCIO S. Defensive rebound
04:09		28-30	2	13 SORRENTINO S. 2 pts shot made
03:59	5 TERESHCHENKO A. 2 pts shot missed			
03:44	9 BRONYTSKA Y. 2 pts shot made	30-30	0	
03:42	15 BRAZHNYKOVA N. Assist			
03:42				3 VIANA N. Substitution in 14 CANALI S. Substitution out
03:29				13 SORRENTINO S. Turnover
03:15	6 KULINOK T. Foul drawn			4 GALIMBERTI B. Personal foul
03:15	6 KULINOK T. Free throw made	31-30	1	
03:15	6 KULINOK T. Free throw missed			
03:11	15 BRAZHNYKOVA N. Steal			4 GALIMBERTI B. Turnover
03:07	15 BRAZHNYKOVA N. 2 pts shot missed			
03:07				7 SAUTARIELLO G. Defensive rebound
02:50	6 KULINOK T. Steal			13 SORRENTINO S. Turnover
02:29	9 BRONYTSKA Y. Turnover			
02:14				13 SORRENTINO S. 2 pts shot missed
02:14	6 KULINOK T. Defensive rebound			
01:59	9 BRONYTSKA Y. 2 pts shot made	33-30	3	
01:53				7 SAUTARIELLO G. Turnover
01:53	13 LEHENKA O. Substitution in 15 BRAZHNYKOVA N. Substitution out			
01:53				14 CANALI S. Substitution in 4 GALIMBERTI B. Substitution out
01:39	6 KULINOK T. 2 pts shot missed			
01:39	5 TERESHCHENKO A. Offensive rebound			
01:31	6 KULINOK T. 3 pts shot missed			
01:30				11 BONOMI A. Substitution in 3 VIANA N. Substitution out
01:23	13 LEHENKA O. Steal			7 SAUTARIELLO G. Turnover
01:17	10 SIEDIELNIKOVA Layup missed			
01:17				11 BONOMI A. Defensive rebound
01:14	11 MOSKALETS I. Substitution in 5 TERESHCHENKO A. Substitution out			
00:54	9 BRONYTSKA Y. Personal foul			8 CASCIO S. Foul drawn
00:54		33-31	2	8 CASCIO S. Free throw made
00:54		33-32	1	8 CASCIO S. Free throw made
00:41	9 BRONYTSKA Y. 3 pts shot made	36-32	4	
00:37	13 LEHENKA O. Assist			
00:17				8 CASCIO S. Turnover

4th Quarter

Quarter Starters

UKR	9 BRONYTSKA Y.	6 KULINOK T.	13 LEHENKA O.	11 MOSKALETS I.	10 SIEDIELNIKOVA
ITA	11 BONOMI A.	14 CANALI S.	8 CASCIO S.	7 SAUTARIELLO G.	13 SORRENTINO S.

Game Time	UKR - Ukraine	Score	Diff	ITA - Italy
09:54	13 LEHENKA O. Turnover			
09:54	15 BRAZHNYKOVA N. Substitution in 13 LEHENKA O. Substitution out			
09:54				11 BONOMI A. Substitution out 4 GALIMBERTI B. Substitution in
09:48				4 GALIMBERTI B. 2 pts shot missed
09:48				8 CASCIO S. Offensive rebound
09:43	6 KULINOK T. Steal			8 CASCIO S. Turnover
09:30	11 MOSKALETS I. 2 pts shot missed			
09:30				14 CANALI S. Defensive rebound
09:09				13 SORRENTINO S. Layup missed
09:09				8 CASCIO S. Offensive rebound
08:59				14 CANALI S. 2 pts shot missed
08:59	9 BRONYTSKA Y. Defensive rebound			

SAT 29 JUL 2017
Start Time 11:00

Play by Play

Game Duration: 02:02

UKR 52 vs 53 ITA
(11-12; 12-14; 13-6; 13-17; 3-4)

Game Time	UKR - Ukraine	Score	Diff	ITA - Italy
08:53	6 KULINOK T. Turnover			7 SAUTARIELLO G. Steal
08:51	6 KULINOK T. Personal foul			7 SAUTARIELLO G. Foul drawn
08:51				7 SAUTARIELLO G. Free throw missed
08:51				7 SAUTARIELLO G. Free throw missed
08:51	11 MOSKALETS I. Defensive rebound			
08:39	6 KULINOK T. 2 pts shot made	38-32	6	
08:37	10 SIEDIELNIKOVA Assist			
08:17	6 KULINOK T. Personal foul			8 CASCIO S. Foul drawn
08:17				8 CASCIO S. Free throw missed
08:17				8 CASCIO S. Free throw missed
08:17	11 MOSKALETS I. Defensive rebound			
08:01	9 BRONYTSKA Y. 2 pts shot missed			
08:01				8 CASCIO S. Defensive rebound
07:58	11 MOSKALETS I. Personal foul			8 CASCIO S. Foul drawn
07:58	7 KALCHENKO O. Substitution in 11 MOSKALETS I. Substitution out			
07:41		38-34	4	8 CASCIO S. 2 pts shot made
07:23	10 SIEDIELNIKOVA Turnover			7 SAUTARIELLO G. Steal
07:23	10 SIEDIELNIKOVA Unsportsmanlike Foul			7 SAUTARIELLO G. Foul drawn
07:23		38-35	3	7 SAUTARIELLO G. Free throw made
07:23				7 SAUTARIELLO G. Free throw missed
07:10				14 CANALI S. 2 pts shot missed
07:10	15 BRAZHNYKOVA N. Defensive rebound			
07:07	15 BRAZHNYKOVA N. Turnover			
07:05		38-37	1	7 SAUTARIELLO G. 2 pts shot made
07:01				4 GALIMBERTI B. Assist
06:54	7 KALCHENKO O. Foul drawn			8 CASCIO S. Personal foul
06:54	7 KALCHENKO O. Free throw made	39-37	2	
06:54	7 KALCHENKO O. Free throw missed			
06:44		39-39	0	7 SAUTARIELLO G. 2 pts shot made
06:41				14 CANALI S. Assist
06:30	6 KULINOK T. 3 pts shot missed			
06:30				14 CANALI S. Defensive rebound
06:24	6 KULINOK T. Steal			14 CANALI S. Turnover
06:19	6 KULINOK T. 2 pts shot made	41-39	2	
06:16	9 BRONYTSKA Y. Assist			
06:11	10 SIEDIELNIKOVA Steal			14 CANALI S. Turnover
06:00	15 BRAZHNYKOVA N. 2 pts shot missed			
06:00				7 SAUTARIELLO G. Defensive rebound
05:51	9 BRONYTSKA Y. Personal foul			13 SORRENTINO S. Foul drawn
05:51	5 TERESHCHENKO A. Substitution in 7 KALCHENKO O. Substitution out			
05:51		41-40	1	13 SORRENTINO S. Free throw made
05:51		41-41	0	13 SORRENTINO S. Free throw made
05:46	15 BRAZHNYKOVA N. Turnover			
05:29	10 SIEDIELNIKOVA Personal foul			4 GALIMBERTI B. Foul drawn
05:29				4 GALIMBERTI B. Free throw missed
05:29		41-42	1	4 GALIMBERTI B. Free throw made
05:13	10 SIEDIELNIKOVA 3 pts shot made	44-42	2	
05:10	15 BRAZHNYKOVA N. Assist			
05:04				8 CASCIO S. 2 pts shot missed
05:04	5 TERESHCHENKO A. Defensive rebound			
04:53	9 BRONYTSKA Y. 2 pts shot missed			
04:53				7 SAUTARIELLO G. Defensive rebound
04:43				13 SORRENTINO S. 2 pts shot missed
04:23	10 SIEDIELNIKOVA 2 pts shot missed			
03:54		44-45	1	7 SAUTARIELLO G. 3 pts shot made
03:50				13 SORRENTINO S. Assist
03:45	6 KULINOK T. Foul drawn			13 SORRENTINO S. Personal foul
03:40	15 BRAZHNYKOVA N. Turnover			
03:40	13 LEHENKA O. Substitution in 15 BRAZHNYKOVA N. Substitution out			

SAT 29 JUL 2017
Start Time 11:00

Play by Play

Game Duration: 02:02

UKR 52 vs 53 ITA
(11-12; 12-14; 13-6; 13-17; 3-4)

Game Time	UKR - Ukraine	Q2	Q3	Score	Q4	Diff	OT1	ITA - Italy
03:30				44-47		3		14 CANALI S. Layup scored
03:18	9 BRONYTSKA Y. 3 pts shot missed							
03:18								13 SORRENTINO S. Defensive rebound
03:12	13 LEHENKA O. Steal							13 SORRENTINO S. Turnover
03:06	10 SIEDIELNIKOVA 3 pts shot missed							
03:06	9 BRONYTSKA Y. Offensive rebound							
02:58	6 KULINOK T. 3 pts shot missed							
02:58	6 KULINOK T. Offensive rebound							
02:52	6 KULINOK T. 2 pts shot missed							
02:52								8 CASCIO S. Defensive rebound
02:29								7 SAUTARIELLO G. 2 pts shot missed
02:29	10 SIEDIELNIKOVA Defensive rebound							
02:24	13 LEHENKA O. Foul drawn							7 SAUTARIELLO G. Personal foul
02:24	5 TERESHCHENKO A. Substitution out 11 MOSKALETS I. Substitution i							
02:13	6 KULINOK T. Turnover							
01:59	10 SIEDIELNIKOVA Personal foul							7 SAUTARIELLO G. Foul drawn
01:59	6 KULINOK T. Substitution out 15 BRAZHNYKOVA N. Substitution in							
01:59								7 SAUTARIELLO G. Free throw missed
01:59								7 SAUTARIELLO G. Free throw missed
01:59								8 CASCIO S. Offensive rebound
01:47				44-49		5		13 SORRENTINO S. 2 pts shot made
01:43								8 CASCIO S. Assist
01:29	15 BRAZHNYKOVA N. Layup scored			46-49		3		
01:25								13 SORRENTINO S. Turnover
01:12	9 BRONYTSKA Y. Turnover							
01:12	7 KALCHENKO O. Substitution in							
01:12	6 KULINOK T. Substitution in 11 MOSKALETS I. Substitution out							
01:12	10 SIEDIELNIKOVA Substitution out							
00:59	7 KALCHENKO O. Steal							7 SAUTARIELLO G. Turnover
00:54	15 BRAZHNYKOVA N. 2 pts shot made			48-49		1		
00:51	6 KULINOK T. Assist							
00:34								7 SAUTARIELLO G. 2 pts shot missed
00:34	7 KALCHENKO O. Defensive rebound							
00:29	7 KALCHENKO O. Turnover							7 SAUTARIELLO G. Steal
00:24								7 SAUTARIELLO G. 2 pts shot missed
00:24	7 KALCHENKO O. Defensive rebound							
00:18	7 KALCHENKO O. Foul drawn							7 SAUTARIELLO G. Personal foul
00:16	9 BRONYTSKA Y. Foul drawn							4 GALIMBERTI B. Personal foul
00:16	9 BRONYTSKA Y. Free throw made			49-49		0		
00:16	9 BRONYTSKA Y. Free throw missed							
00:16								7 SAUTARIELLO G. Defensive rebound
								7 SAUTARIELLO G. 3 pts shot missed

1st Overtime

Overtime Starters

UKR	9 BRONYTSKA Y.	7 KALCHENKO O.	6 KULINOK T.	10 SIEDIELNIKOVA	5 TERESHCHENKO A.
ITA	14 CANALI S.	8 CASCIO S.	4 GALIMBERTI B.	7 SAUTARIELLO G.	13 SORRENTINO S.

Game Time	UKR - Ukraine	Score	Diff	ITA - Italy
04:37				13 SORRENTINO S. 2 pts shot missed
04:37	10 SIEDIELNIKOVA Defensive rebound			
04:19	9 BRONYTSKA Y. Foul drawn			4 GALIMBERTI B. Personal foul
04:19	9 BRONYTSKA Y. Free throw made	50-49	1	
04:19	9 BRONYTSKA Y. Free throw made	51-49	2	
04:07		51-51	0	14 CANALI S. Layup scored
03:55	7 KALCHENKO O. Turnover			13 SORRENTINO S. Steal
03:37				4 GALIMBERTI B. 2 pts shot missed
03:37	9 BRONYTSKA Y. Defensive rebound			
03:22	6 KULINOK T. Turnover			

SAT 29 JUL 2017
Start Time 11:00

Play by Play

Game Duration: 02:02

UKR 52 vs 53 ITA
(11-12; 12-14; 13-6; 13-17; 3-4)

Game Time	UKR - Ukraine	Q2	Q3	Score	Q4	Diff	OT1	ITA - Italy
03:22	13 LEHENKA O. Substitution in 5 TERESHCHENKO A. Substitution out							
03:06								13 SORRENTINO S. 2 pts shot missed
03:06	13 LEHENKA O. Defensive rebound							
02:47	9 BRONYTSKA Y. 3 pts shot missed							
02:43	6 KULINOK T. 3 pts shot missed							
02:43	13 LEHENKA O. Offensive rebound							
02:30	7 KALCHENKO O. 3 pts shot missed							
02:30	7 KALCHENKO O. Offensive rebound							
02:24	5 TERESHCHENKO A. Substitution in 7 KALCHENKO O. Substitution out							
02:15	13 LEHENKA O. Foul drawn							8 CASCIO S. Personal foul
02:15	13 LEHENKA O. Free throw missed							
02:15	13 LEHENKA O. Free throw missed							
02:15								7 SAUTARIELLO G. Defensive rebound
02:07	9 BRONYTSKA Y. Steal							13 SORRENTINO S. Turnover
01:56	9 BRONYTSKA Y. 2 pts shot missed							
01:56								8 CASCIO S. Defensive rebound
01:51	6 KULINOK T. Steal							8 CASCIO S. Turnover
01:51	5 TERESHCHENKO A. Foul drawn							14 CANALI S. Personal foul
01:51	5 TERESHCHENKO A. Free throw missed							
01:51	5 TERESHCHENKO A. Free throw made			52-51		1		
01:35								14 CANALI S. 3 pts shot missed
01:35	6 KULINOK T. Defensive rebound							
01:18	13 LEHENKA O. 3 pts shot missed							
01:18								13 SORRENTINO S. Defensive rebound
01:08				52-53		1		7 SAUTARIELLO G. 2 pts shot made
01:07								14 CANALI S. Assist
00:50	9 BRONYTSKA Y. 3 pts shot missed							
00:50								7 SAUTARIELLO G. Defensive rebound
00:26								7 SAUTARIELLO G. Layup missed
00:26	6 KULINOK T. Defensive rebound							
00:16	13 LEHENKA O. Turnover							
00:16	15 BRAZHNYKOVA N. Substitution in 13 LEHENKA O. Substitution out							
00:03								4 GALIMBERTI B. 2 pts shot missed
00:03	10 SIEDIELNIKOVA Defensive rebound							
	10 SIEDIELNIKOVA Turnover							

SAT 29 JUL 2017
Start Time 11:00

Start List

UKR vs ITA

Referee: Alvydas DOBILAS (LTU)
Referee: KOUTSOUMARIS A. (GRE) Cagkan ERTURK (TUR)

UKR - Ukraine

No.	Name	Pos	Height	Age	Tournament Statistics						
					PPG	FG%	3FG%	FT%	RPG	APG	MPG (GP)
5	TERESHCHENKO A.			24	4.0	39	0	50	4.0	0.4	12:46 (5)
6	KULINOK Tetiana			26	10.0	29	17	57	7.0	3.0	31:42 (5)
7	KALCHENKO Olha			30	17.0	44	13	100	8.0	2.4	26:58 (5)
8	MELNYCHUK H.			19	1.3	40			1.3	1.0	10:14 (3)
9	BRONYTSKA Y.			23	1.8	22	0	50	2.4	0.4	10:18 (5)
10	SIEDIELNIKOVA (C)			31	5.4	16	19	100	8.0	2.6	29:22 (5)
11	MOSKALETS Iuliia			36	8.0	49	17	25	4.8	0.4	15:57 (5)
12	KHOROSHYKH Olena			15	5.6	33		55	5.6	0.8	21:09 (5)
13	LEHENKA Olesia			29	3.6	27	0	50	4.4	1.8	17:10 (5)
15	BRAZHNYKOVA Nelia			24	3.2	17	8	75	4.4	2.8	29:42 (5)
	Team			25.7	59.4	31	45	70	56.0	15.2	
Coach	SHCHEDRYVA Lyudmyla										
Assistant Coach	KIRSANOVA-STARON Oksana										

UKR Played		
PR	KEN	94-11
PR	TUR	68-62
PR	GRE	35-53
QF	POL	60-33
SF	LTU	40-63

ITA - Italy

No.	Name	Pos	Height	Age	Tournament Statistics						
					PPG	FG%	3FG%	FT%	RPG	APG	MPG (GP)
3	VIANA Noemi			17	2.0	25	0	50	1.7	0.5	8:16 (6)
4	GALIMBERTI Benedetta			37	3.7	24	17	63	4.5	1.2	30:14 (6)
5	STRAZZARI Viola			16	1.5	25	67		0.8	0.0	8:34 (4)
6	BENINCASA Martina			18	0.0	0			0.6	0.0	5:31 (5)
7	SAUTARIELLO Giulia			21	13.5	32	5	65	7.8	3.3	33:13 (6)
8	CASCIO Simona (C)			28	7.3	32		62	9.8	1.7	33:25 (6)
9	GIRONI F.			18	0.0				0.0	0.0	1:41 (2)
11	BONOMI Anna			30	7.7	43		53	8.2	0.2	20:13 (6)
13	SORRENTINO Simona			19	11.2	29	14	48	9.5	1.8	30:56 (6)
14	CANALI Sara			22	4.8	21	30	33	3.0	2.7	29:58 (6)
18	CHIOSI Chiara			20	0.4	20			1.2	0.0	3:20 (5)
	Team			22.4	51.5	30	20	53	52.5	11.3	
Coach	BRAIDA Sara										
Assistant Coach	SPIRITO Lorenza										

ITA Played		
PR	POL	49-48
PR	LTU	38-75
PR	CHN	65-52
PR	RUS	71-53
QF	TUR	53-45
SF	GRE	33-49

LEGEND

(1)	Point Guard	**(2)**	Shooting Guard	**(3)**	Small Forward	**(4)**	Power Forward	**(5)**	Centre
3FG	% 2 Point Field Goals	**APG**	Assists per Game	**C**	Centre	**F**	Forward	**F1**	Gold-medal Match
F3	Bronze-medal Match	**FG%**	Field Goals %	**FT%**	Free Throws %	**G**	Guard	**GP**	Games Played
RPG	Rebounds per Game	**SF**	Semi-finals	**PPG**	Points per Game	**PR**	Preliminary	**QF**	Quarter-finals

THU 27 JUL 2017
Start Time 13:30

Results

Game Duration: 01:32

POL 39 vs 59 TUR
(11-13; 9-13; 6-12; 13-21)

Referee: KOUTSOUMARIS A. (GRE)
Referee: Alvydas DOBILAS (LTU) Hakan CETIN (TUR)

Scoring by 5 min intervals:	Q1		Q2		Q3		Q4	
POL	4	11	15	20	20	26	35	39
TUR	8	13	25	26	30	38	48	59

POL - Poland

No.	Name	MIN	Field Goals		2 Points		3 Points		Free Throw		Rebounds			AS	TO	ST	BS	PF	FD	PTS
			M / A	%	M / A	%	M / A	%	M / A	%	OR	DR	TOT							
5	WROBEL Olga	3:59																		
6	PYSKLO Natalia	19:28	3/8	38	3/7	43	0/1	0			1	2	3		5	1		1	2	6
*7	KRYGOWSKA Agata	40:00	3/8	38	2/4	50	1/4	25			1	8	9	3	4	3		3	3	7
*8	DOBEJKO Matylda	30:47	3/19	16	2/12	17	1/7	14	0/1	0	5	5	10	2	6	2	1	4	4	7
*9	FIGIEL Maria	29:36	0/10	0	0/10	0			3/6	50	7	5	12	2	8			4	3	3
*10	PRZYBYL Karolina (C)	36:01	1/5	20	1/4	25	0/1	0			2	6	8	4	6			2		2
12	STOCKA Malgorzata																			
13	BYCZKOWSKA Marta	1:06										1	1							
14	ZELENT Agata	2:12												1	1			1		
*15	SZCZYGIEL Dominika	40:00	7/22	32	7/22	32					6	11	17	1	4	2	3		1	14
	Team/Coach										2	4	6		1					
	Totals		17/72	24	15/59	25	2/13	15	3/7	43	24	42	66	13	35	8	4	15	13	39

Coach	ROMANOWSKI Tomasz
Assistant	JACYNA,Maciej

TUR - Turkey

No.	Name	MIN	Field Goals		2 Points		3 Points		Free Throw		Rebounds			AS	TO	ST	BS	PF	FD	PTS
			M / A	%	M / A	%	M / A	%	M / A	%	OR	DR	TOT							
*4	ORENCIK Gozdenur	24:51	0/1	0	0/1	0					1		1	2	2	1		1		0
*5	ASLAN Cagla	33:51	6/20	30	3/4	75	3/16	19	1/2	50	1	1	2	2	1	4		3	2	16
6	UZUNDURUKAN Calganur	18:55	0/4	0	0/3	0	0/1	0			1		1	4	3	1		2		0
7	CALISKAN Gamze	4:38												1	1					
8	SUBASI Meltem	0:52														1				
9	BUYUKAVCI Dila	1:06	1/1	10	1/1	10														2
*10	KOSE Ecrin	33:24	3/14	21	1/6	17	2/8	25	6/8	75		4	4	2	5	2		1	11	14
11	YESILYURT Merve	6:51	0/1	0	0/1	0					1		1			2				0
*12	BILGILI Esin (C)	38:54	5/20	25	5/20	25					3	13	16	6	1	3	1	2	1	10
14	GOGER Inci	0:52														1				
*15	CEVIK Busra	35:10	8/13	62	8/13	62			1/2	50	3	8	11	1	2	4		4	1	17
16	BAL Feyzanur	0:36	0/1	0	0/1	0									1					0
	Team/Coach										1	7	8		1					
	Totals		23/75	31	18/50	36	5/25	20	8/12	67	11	33	44	18	17	19	1	13	15	59

Coach	YARGA Gulseren
Assistant	CILVEZOGLU,Gaye

	POL	TUR
POINTS IN THE PAIN	10	28
BENCH POINTS	6	2
TIMES TIED	1	

	POL	TUR
BIGGEST LEAD	3	22
BIGGEST SCORING	9-0 (11-8)	9-0 (11-17)
LEAD CHANGES	2	

LEGEND

%	Shooting Percentage	*	Game Starters	**AS**	Assists	**BS**	Blocked Shots	**DR**	Defensive Rebounds
FD	Fouls Drawn	**M/A**	Made/Attempts	**MIN**	Minutes Played	**OR**	Offensive Rebounds	**OTx**	Overtime
PF	Fouls	**PTS**	Points	**Qx**	Quarter	**ST**	Steals	**TO**	Turnovers
TOT	Total Rebounds								

THU 27 JUL 2017
Start Time 13:30

Start List

POL vs TUR

Referee: KOUTSOUMARIS A. (GRE)
Referee: Alvydas DOBILAS (LTU) Hakan CETIN (TUR)

POL - Poland

No.	Name	Pos	Height	Age	Tournament Statistics						
					PPG	FG%	3FG%	FT%	RPG	APG	MPG (GP)
5	WROBEL Olga			17	4.3	38	0	50	0.7	0.0	12:54 (3)
6	PYSKLO Natalia			19	4.0	31	38	25	1.2	0.6	21:18 (5)
7	KRYGOWSKA Agata			30	13.8	32	31	91	6.6	7.2	37:21 (5)
8	DOBEJKO Matylda			18	11.2	30	13	33	6.2	2.4	31:03 (5)
9	FIGIEL Maria			34	5.0	30	0	14	6.6	1.8	25:22 (5)
10	PRZYBYL Karolina (C)			21	1.8	15	20	50	8.0	0.8	27:18 (5)
12	STOCKA Malgorzata			33	0.5	100			1.0	0.3	1:38 (4)
13	BYCZKOWSKA Marta			20	0.6	20		50	1.4	0.2	6:37 (5)
14	ZELENT Agata			28	0.4	33			1.6	0.4	5:43 (5)
15	SZCZYGIEL Dominika			20	15.4	46		75	11.2	1.0	36:13 (5)
	Team			24.0	51.8	33	34	49	50.3	13.3	
Coach	ROMANOWSKI Tomasz										
Assistant Coach	JACYNA Maciej										

POL Played		
PR	ITA	48-49
PR	LTU	35-54
PR	CHN	53-26
PR	RUS	49-48
QF	UKR	33-60
P58	KEN	93-22

TUR - Turkey

No.	Name	Pos	Height	Age	Tournament Statistics						
					PPG	FG%	3FG%	FT%	RPG	APG	MPG (GP)
4	ORENCIK Gozdenur			16	4.0	50		0	1.0	3.5	17:02 (2)
5	ASLAN Cagla			19	15.4	40	29	31	5.0	1.2	34:40 (5)
6	UZUNDURUKAN Calganur			17	4.0	12	11	29	2.4	2.0	21:46 (5)
7	CALISKAN Gamze			17	2.5	31	0	50	1.0	0.5	12:27 (4)
8	SUBASI Meltem			22	0.5	33		0	3.8	0.0	9:36 (4)
9	BUYUKAVCI Dila			19	0.0	0			1.0	0.0	5:06 (2)
10	KOSE Ecrin			20	23.8	35	33	80	5.8	5.0	34:44 (5)
11	YESILYURT Merve			18	2.8	42	0	100	2.6	1.2	17:57 (5)
12	BILGILI Esin (C)			21	5.6	30	100	18	14.0	3.0	33:35 (5)
14	GOGER Inci			16	4.3	45		38	3.7	0.7	8:30 (3)
15	CEVIK Busra			18	4.8	29		50	5.8	0.4	24:12 (5)
16	BAL Feyzanur			18	0.0	0			1.0	0.0	7:29 (2)
	Team			18.4	63.0	32	51	47	49.8	15.0	
Coach	YARGA Gulseren										
Assistant Coach	CILVEZOGLU Gaye										

TUR Played		
PR	GRE	37-38
PR	UKR	62-68
PR	KEN	88-24
QF	ITA	45-53
P58	CHN	83-65

LEGEND

(1) Point Guard	**(2)** Shooting Guard	**(3)** Small Forward	**(4)** Power Forward	**(5)** Centre
3FG % 2 Point Field Goals	**APG** Assists per Game	**C** Centre	**F** Forward	**F1** Gold-medal Match
F3 Bronze-medal Match	**F5** Final 5th-6th Place	**FG** Field Goals %	**FT%** Free Throws %	**G** Guard
PR Preliminary	**QF** Quarter-finals	**RP** Rebounds per Game	**SF** Semi-finals	**PPG** Points per Game

THU 27 JUL 2017
Start Time 11:00

Results

Game Duration: 01:29

KEN 22 vs 92 CHN

(10-20; 6-20; 4-20; 2-32)

Referee: Meliksoh MARCAN (TUR)
Referee: Metin SARIOGLU (TUR) Bark ARSLAN (TUR)

Scoring by 5 min intervals:	Q1		Q2		Q3		Q4	
KEN	6	10	14	16	20	20	20	22
CHN	10	20	33	40	46	60	78	92

KEN - Kenya

No.	Name	MIN	Field Goals		2 Points		3 Points		Free Throw		Rebounds			AS	TO	ST	BS	PF	FD	PTS
			M / A	%	M / A	%	M / A	%	M / A	%	OR	DR	TOT							
*2	BIKERI Juliet	23:33	1/6	17	1/6	17					1	3	4		12					2
*4	OPIYO Mary Immaculate	13:06	1/4	25	1/4	25					4		4		1			2		2
5	OGALO Lilian Adhiambo	4:07													1	1				
6	WAGAI Damertria	6:37	0/2	0	0/2	0					1	2	3					1	2	0
8	MWINGI Peninah (C)	28:03	1/22	5	1/16	6	0/6	0	0/2	0	1	1	2	1	10	5		1	1	2
9	KIMANI Teresia	7:11	0/1	0	0/1	0						1	1							0
*10	OKINYI Morrine Anyango	11:43	0/4	0	0/4	0					1		1					1		0
*11	NZAVAYE Mercy Mideva	34:22	6/13	46	6/13	46					8	1	9	1	3	3		1	3	12
*12	OMONDI Winnie	25:46	0/11	0	0/9	0	0/2	0			1	4	5	2	3					0
14	OKOTH Christine	20:14	0/1	0	0/1	0						5	5		4		1	1	1	0
*15	MBUNDU Mercy	33:13	2/10	20	2/10	20					8	4	12	2	4	2		3		4
	Team/Coach										4	3	7		3					
	Totals		11/74	15	11/66	17	0/8	0	0/2	0	29	24	53	6	41	11	1	10	7	22

Coach	ADHIAMBO Caroline
Assistant	OKETCH,Boniface

CHN - China

No.	Name	MIN	Field Goals		2 Points		3 Points		Free Throw		Rebounds			AS	TO	ST	BS	PF	FD	PTS
			M / A	%	M / A	%	M / A	%	M / A	%	OR	DR	TOT							
*4	WANG Xin	16:52	4/6	67	4/6	67			0/2	0	1	5	6	2				1	1	8
5	LIU Di	17:55	7/11	64	7/11	64			1/2	50	3	2	5	2	3	2	1	1	1	15
6	DAI Qiaoying	10:41	0/5	0	0/5	0			1/2	50		1	1	1		1		1	1	1
*7	ZOU Yuan (C)	29:19	6/13	46	4/9	44	2/4	50			1	1	2	7	4	2	1			14
*8	ZHOU Chenpei	34:41	5/14	36	5/14	36			3/4	75	2	4	6	9	4	5			3	13
9	JIANG Qiuyue	5:23	1/2	50	1/2	50					1		1		1	1		1	1	2
*10	TONG Yafang	26:32	6/11	55	5/7	71	1/4	25	1/1	10		2	2	1	3	2			1	14
*11	ZHANG Dan	30:16	10/15	67	10/15	67			3/3	10	4	10	14	6	1	3		1	2	23
12	SONG Xiaonan	17:40	1/4	25	1/4	25					3	3	6	2		3	1			2
13	LUO Yangyang	10:41	0/2	0	0/2	0					4	1	5		2			2		0
14	XIE Kaili	0:08									1		1							
15	CHEN Xiaoping																			
	Team/Coach										2	4	6							
	Totals		40/83	48	37/75	49	3/8	38	9/14	64	22	33	55	30	18	19	3	7	10	92

Coach	LIN Xiaofeng
Assistant	CUI,Jianguo

	KEN	CHN
POINTS IN THE PAIN	0	54
BENCH POINTS	2	20
TIMES TIED	1	

	KEN	CHN
BIGGEST LEAD	4	72
BIGGEST SCORING	4-0 (4-0)	52-0 (20-92)
LEAD CHANGES	0	

THU 27 JUL 2017
Start Time 11:00

Results

Game Duration: 01:29

KEN 22 vs 92 CHN

(10-20; 6-20; 4-20; 2-32)

Referee: Meliksoh MARCAN (TUR)
Referee: Metin SARIOGLU (TUR) Bark ARSLAN (TUR)

Scoring by 5 min intervals:	Q1		Q2		Q3		Q4	
KEN	6	10	14	16	20	20	20	22
CHN	10	20	33	40	46	60	78	92

LEGEND

%	Shooting Percentage	*	Game Starters	**AS**	Assists	**BS**	Blocked Shots	**DR**	Defensive Rebounds
FD	Fouls Drawn	**M/A**	Made/Attempts	**MIN**	Minutes Played	**OR**	Offensive Rebounds	**OTx**	Overtime
PF	Fouls	**PTS**	Points	**Qx**	Quarter	**ST**	Steals	**TO**	Turnovers
TOT	Total Rebounds								

THU 27 JUL 2017
Start Time 11:00

Start List

KEN vs CHN

Referee: Meliksoh MERCAN (TUR)
Referee: Metin SARIOGLU (TUR) Bark ARSLAN (TUR)

KEN - Kenya

No.	Name	Pos	Height	Age	Tournament Statistics						
					PPG	FG%	3FG%	FT%	RPG	APG	MPG (GP)
2	BIKERI Juliet			24	0.4	0	0	40	1.0	0.4	16:32 (5)
4	OPIYO Mary Immaculate			28	0.4	8	0		2.4	0.2	11:30 (5)
5	OGALO Lilian Adhiambo			29	0.0				0.0	0.0	2:42 (3)
6	WAGAI Damertria			25	0.4	13			1.6	0.0	12:55 (5)
8	MWINGI Peninah (C)			27	9.4	15	25	42	4.4	1.2	35:36 (5)
9	KIMANI Teresia			29	0.0	0			1.0	0.2	9:02 (5)
10	OKINYI Morrine Anyango			28	0.0	0			5.8	0.2	16:05 (5)
11	NZAVAYE Mercy Mideva			24	2.2	17		17	3.8	0.4	28:18 (5)
12	OMONDI Winnie			26	1.2	12	0		0.6	0.6	24:27 (5)
14	OKOTH Christine			26	1.6	31		0	1.0	0.2	11:39 (5)
15	MBUNDU Mercy			31	1.6	11	0	22	8.8	1.0	29:02 (5)
	Team			27.0	18.0	14	55	28	35.4	4.6	
Coach	ADHIAMBO Caroline										
Assistant Coach	OKETCH Boniface										

KEN Played		
PR	UKR	11-94
PR	GRE	21-89
PR	TUR	24-88
QF	LTU	12-100
P58	POL	22-93

CHN - China

No.	Name	Pos	Height	Age	Tournament Statistics						
					PPG	FG%	3FG%	FT%	RPG	APG	MPG (GP)
4	WANG Xin			22	2.2	43		25	3.8	1.0	23:45 (6)
5	LIU Di			26	5.7	33	29	75	2.7	1.3	20:07 (6)
6	DAI Qiaoying			22	0.5	33			0.3	0.3	3:20 (4)
7	ZOU Yuan (C)			27	13.5	35	30	25	4.3	2.0	26:06 (6)
8	ZHOU Chenpei			23	8.0	29	20	50	5.0	4.5	36:14 (6)
9	JIANG Qiuyue			25	0.0				0.0	0.0	3:07 (3)
10	TONG Yafang			26	14.8	41	33	57	2.2	1.2	34:26 (6)
11	ZHANG Dan			26	7.7	49		43	9.7	2.5	34:21 (6)
12	SONG Xiaonan			30	2.3	31		46	6.0	0.7	15:27 (6)
13	LUO Yangyang			24	0.0	0			1.5	0.0	8:11 (4)
14	XIE Kaili			22							
15	CHEN Xiaoping			59	0.0	0			0.0	0.0	2:45 (1)
	Team			27.7	54.5	36	78	46	40.2	13.3	
Coach	LIN Xiaofeng										
Assistant Coach	CUI Jianguo										

CHN Played		
PR	RUS	77-74
PR	ITA	52-65
PR	POL	26-53
PR	LTU	56-90
QF	GRE	51-64
P58	TUR	65-83

LEGEND

(1)	Point Guard	**(2)**	Shooting Guard	**(3)**	Small Forward	**(4)**	Power Forward	**(5)**	Centre
3FG	% 2 Point Field Goals	**APG**	Assists per Game	**C**	Centre	**F**	Forward	**F1**	Gold-medal Match
F3	Bronze-medal Match	**F5**	Final 5th-6th Place	**F7**	Final 7th-8th Place	**FG%**	Field Goals %	**FT%**	Free Throws %
PPG	Points per Game	**PR**	Preliminary	**QF**	Quarter-finals	**RPG**	Rebounds per Game	**SF**	Semi-finals

THU 27 JUL 2017
Start Time 11:00

Results

Game Duration: 01:52

UKR 40 vs 63 LTU
(3-16; 21-16; 11-17; 5-14)

Referee: Ali SAKACI (TUR)
Referee: Kamil ALOK (TUR) Almina KOCABAS (TUR)

Scoring by 5 min intervals:	Q1		Q2		Q3		Q4	
UKR	0	3	13	24	30	35	36	40
LTU	9	16	25	32	39	49	62	63

UKR - Ukraine

No.	Name	MIN	Field Goals		2 Points		3 Points		Free Throws		Rebounds			AS	TO	ST	BS	PF	FD	PTS
			M / A	%	M / A	%	M / A	%	M / A	%	OR	DR	TOT							
5	TERESHCHENKO Alina Vitalyivna	8:31	0/3	0	0/3	0					1	1	2					1	1	0
*6	KULINOK Tetiana	37:05	3/11	27	3/4	75	0/7	0	1/2	50	2	3	5	2	7	2	3	3	2	7
7	KALCHENKO Olha	35:29	5/21	24	4/12	33	1/9	11	5/5	100	6	3	9	2	5	3		3	7	16
8	MELNYCHUK Hanna Sergeevna	0:03																		
9	BRONYTSKA Y.	4:48	0/2	0	0/1	0	0/1	0				1	1					1		0
*10	SIEDIELNIKOVA Marta (C)	32:22	1/9	11	1/5	20	0/4	0			2	6	8	1	2	3	2	1		2
*11	MOSKALETS Iuliia	17:09	3/8	38	3/5	60	0/3	0	0/1	0	2	2	4		5		1		4	6
*12	KHOROSHYKH Olena	21:55	4/9	44	4/9	44					3	1	4	1	1	1		2	1	8
13	LEHENKA Olesia	5:00	0/1	0			0/1	0							2			2		0
*15	BRAZHNYKOVA Nelia	37:38	0/7	0	0/1	0	0/6	0	1/2	50	2	4	6	3	5	2		3	2	1
	Team/Coach										3	2	5		1					
	Totals		16/71	23	15/40	38	1/31	3	7/10	70	21	23	44	9	28	11	6	16	17	40

Coach	SHCHEDRYVA Lyudmyla
Assistant	KIRSANOVA-STARON,Oksana

LTU - Lithuania

No.	Name	MIN	Field Goals		2 Points		3 Points		Free Throws		Rebounds			AS	TO	ST	BS	PF	FD	PTS
			M / A	%	M / A	%	M / A	%	M / A	%	OR	DR	TOT							
*2	JOCYTE Grazina	28:02	3/9	33	3/5	60	0/4	0			1	6	7	6	3	2		2		6
3	JANKUTE MESKINE Jurgita	2:30	0/1	0	0/1	0						1	1							0
*4	NARUSEVICIUTE Deimante	26:30	2/6	33	2/4	50	0/2	0	3/4	75	7	7	14	1	2	3	1	5	2	7
5	ZEGYTE Agne	11:28	0/2	0	0/1	0	0/1	0	2/2	100					3			1	1	2
*7	BURBAITE-MACIULIENE Justina	24:14	7/15	47	7/15	47			4/7	57	4	4	8		3			3	4	18
8	MILASAUSKAITE Ausra	19:07	0/2	0	0/1	0	0/1	0				2	2		2			3		0
9	BAREIKIENE Sonata	1:50	0/1	0	0/1	0						1	1		1					0
*13	VALAITYTE Gabriele	30:51	5/13	38	5/13	38			2/3	67	7	3	10		4	3		3	2	12
*15	SEGZDAITE Jurgita (C)	34:20	1/8	13	0/3	0	1/5	20	4/6	67		5	5	4	3				6	7
16	ESKERTAITE Ramune	21:08	5/11	45	5/7	71	0/4	0	1/2	50		1	1	1	4	2			1	11
17	SERELYTE Domante																			
19	DOBILAITE Eliza																			
	Team/Coach											5	5		3					
	Totals		23/68	34	22/51	43	1/17	6	16/24	67	19	35	54	12	28	10	1	17	16	63

Coach	DAMBRAUSKAITE Lina
Assistant	MIKALAUSKAITE,Zivile

	UKR	LTU
POINTS IN THE PAINT	6	16
BENCH POINTS	16	13
TIMES TIED	0	

	UKR	LTU
BIGGEST LEAD	0	27
BIGGEST SCORING RUN	5-0 (22-28)	11-0 (36-63)
LEAD CHANGES	0	

LEGEND

%	Shooting Percentage	*	Game Starters	**AS**	Assists	**BS**	Blocked Shots	**DR**	Defensive Rebounds
FD	Fouls Drawn	**M/A**	Made/Attempts	**MIN**	Minutes Played	**OR**	Offensive Rebounds	**OTx**	Overtime
PF	Fouls	**PTS**	Points	**Qx**	Quarter	**ST**	Steals	**TO**	Turnovers
TOT	Total Rebounds								

THU 27 JUL 2017
Start Time 11:00

Start List

UKR vs LTU

Referee: Ali SAKACI (TUR)
Referee: Kamil ALOK (TUR) Almina KOCABAS (TUR)

UKR - Ukraine

No.	Name	Pos	Height	Age	Tournament Statistics						
					PPG	FG%	3FG%	FT%	RPG	APG	MPG (GP)
5	TERESHCHENKO A.			24	5.0	45	0	50	4.5	0.5	13:50 (4)
6	KULINOK Tetiana			26	10.8	29	21	60	7.5	3.3	30:21 (4)
7	KALCHENKO Olha			30	17.3	53	14	100	7.8	2.5	24:51 (4)
8	MELNYCHUK H.			19	2.0	40			2.0	1.5	15:20 (2)
9	BRONYTSKA Y.			23	2.3	25	0	50	2.8	0.5	11:40 (4)
10	SIEDIELNIKOVA (C)			31	6.3	17	22	100	8.0	3.0	28:37 (4)
11	MOSKALETS Iuliia			36	8.5	52	33	33	5.0	0.5	15:39 (4)
12	KHOROSHYKH Olena			15	5.0	29		55	6.0	0.8	20:58 (4)
13	LEHENKA Olesia			29	4.5	28	0	50	5.5	2.3	20:13 (4)
15	BRAZHNYKOVA Nelia			24	3.8	21	14	100	4.0	2.8	27:43 (4)
	Team			25.7	64.3	34	46	70	59.0	16.8	
Coach	SHCHEDRYVA Lyudmyla										
Assistant Coach	KIRSANOVA-STARON Oksana										

UKR Played		
PR	KEN	94-11
PR	TUR	68-62
PR	GRE	35-53
QF	POL	60-33

LTU - Lithuania

No.	Name	Pos	Height	Age	Tournament Statistics						
					PPG	FG%	3FG%	FT%	RPG	APG	MPG (GP)
2	JOCYTE Grazina			25	6.0	38	0		2.8	1.3	14:22 (4)
3	JANKUTE J.			25	4.8	50		50	4.5	0.8	13:44 (4)
4	NARUSEVICIUTE Deimante			34	7.8	42	25	71	4.5	0.8	17:20 (4)
5	ZEGYTE Agne			35	2.8	21	13	29	3.0	3.0	20:14 (4)
7	BURBAITE J.			31	12.0	40	22	67	4.3	1.0	16:39 (4)
8	MILASAUSKAITE Ausra			32	7.5	48	50	50	2.8	0.5	15:57 (4)
9	BAREIKIENE Sonata			38	4.0	30	50	17	3.3	4.3	16:22 (4)
13	VALAITYTE Gabriele			28	14.8	63	0	35	8.5	1.8	22:15 (4)
15	SEGZDAITE Jurgita (C)			28	9.8	52	38	80	2.3	5.3	22:29 (4)
16	ESKERTAITE Ramune			20	13.8	49	37	71	3.5	1.8	19:37 (4)
17	SERELYTE Domante			22	2.3	44	0	50	3.3	0.5	11:45 (4)
19	DOBILAITE Eliza			18	1.0	40			2.0	0.3	9:45 (4)
	Team			28.0	79.8	40	44	52	51.2	19.0	
Coach	DAMBRAUSKAITE Lina										
Assistant Coach	MIKALAUSKAITE Zivile										

LTU Played		
PR	RUS	80-43
PR	ITA	75-38
PR	POL	54-35
PR	CHN	90-56
QF	KEN	100-12

LEGEND

(1)	Point Guard	**(2)**	Shooting Guard	**(3)**	Small Forward	**(4)**	Power Forward	**(5)**	Centre
3FG	% 2 Point Field Goals	**APG**	Assists per Game	**C**	Centre	**F**	Forward	**FG%**	Field Goals %
FT%	Free Throws %	**G**	Guard	**GP**	Games Played	**MIN**	Minutes Played per Game	**Pos**	Playing position
PPG	Points per Game	**PR**	Preliminary	**QF**	Quarter-finals	**RPG**	Rebounds per Game	**SF**	Semi-finals

THU 27 JUL 2017
Start Time 13:30

Results

Game Duration: 01:50

ITA 33 vs 49 GRE
(5-6; 10-17; 10-13; 8-13)

Referee: Sergiy CHAYKOVSKYY (UKR)
Referee: Oscar ALOY DE GEA (ESP) Umut MEMIS (TUR)

Scoring by 5 min intervals:	Q1		Q2		Q3		Q4	
ITA	0	5	8	15	17	25	30	33
GRE	2	6	15	23	28	36	43	49

ITA - Italy

No.	Name	MIN	Field Goals		2 Points		3 Points		Free Throws		Rebounds			AS	TO	ST	BS	PF	FD	PTS
			M / A	%	M / A	%	M / A	%	M / A	%	OR	DR	TOT							
3	VIANA Noemi	4:42	0/1	0			0/1	0										1		0
*4	GALIMBERTI Benedetta	32:16	3/7	43	3/4	75	0/3	0			2	5	7		4	1				6
5	STRAZZARI Viola	3:47																		
6	BENINCASA Martina	0:53													1					
*7	SAUTARIELLO Giulia	38:13	1/15	7	1/15	7			3/4	75	1	8	9	1	2	2		2	4	5
*8	CASCIO Simona (C)	37:02	0/11	0	0/11	0			4/4	100	4	15	19	2	1			2	3	4
9	GIRONI Francesca Clorinda	0:31																		
11	BONOMI Anna	13:08	1/2	50	1/2	50			1/3	33	1	2	3					2	2	3
*13	SORRENTINO Simona	32:57	3/20	15	3/19	16	0/1	0	2/6	33	5	2	7	2	5	1		4	8	8
*14	CANALI Sara	36:00	1/8	13	0/6	0	1/2	50	4/8	50	1	3	4	3	5	1		5	6	7
18	CHIOSI Chiara	0:31																		
	Team/Coach										1	2	3		2					
	Totals		9/64	14	8/57	14	1/7	14	14/25	56	15	37	52	8	20	5		16	23	33

Coach	BRAIDA Sara
Assistant	SPIRITO,Lorenza

GRE - Greece

No.	Name	MIN	Field Goals		2 Points		3 Points		Free Throws		Rebounds			AS	TO	ST	BS	PF	FD	PTS
			M / A	%	M / A	%	M / A	%	M / A	%	OR	DR	TOT							
*1	CHAINA Chrysanthi	27:55	1/2	50	1/1	100	0/1	0	2/4	50		4	4	6	2	5	1	4	4	4
*4	SARAKATSANI Evangelia	25:27	0/8	0	0/2	0	0/6	0				1	1	1				2		0
7	AGAGIOTOU Lamprini Ioannis	3:59																1		
8	KOTSIREA Stavroula	21:32	1/6	17	0/1	0	1/5	20	1/2	50		1	1		1	2		2	1	4
9	SPINOU Alexandra	3:11	1/1	100	1/1	100			1/2	50	1		1					2	1	3
10	MELLINI Dimitra	2:21															1	1		
11	VERANI Chrysanthi	3:16	0/1	0	0/1	0						1	1							0
*13	VOUDOURI Ioanna	20:27	3/3	100	3/3	100					2	1	3	1	3	1		4		6
*15	KOTSIAFTI Alexandra (C)	35:19	5/13	38	5/12	42	0/1	0	5/10	50		12	12	1	4	3	4	3	5	15
*16	PATERA Stefania	40:00	4/11	36	2/5	40	2/6	33	1/1	100		7	7	6	1	2		2	4	11
18	BALKOGLOU Konstantina	16:33	2/8	25			2/8	25				4	4		1			2	1	6
	Team/Coach											7	7		2					
	Totals		17/53	32	12/26	46	5/27	19	10/19	53	3	38	41	15	14	13	6	23	16	49

Coach	ZERVA Athina
Assistant	ARGYRIOU,Martha

	ITA	GRE
POINTS IN THE PAINT	2	2
BENCH POINTS	3	13
TIMES TIED	2	

	ITA	GRE
BIGGEST LEAD	2	16
BIGGEST SCORING RUN	6-0 (14-20)	8-0 (8-20)
LEAD CHANGES	2	

LEGEND

%	Shooting Percentage	*	Game Starters	**AS**	Assists	**BS**	Blocked Shots	**DR**	Defensive Rebounds
FD	Fouls Drawn	**M/A**	Made/Attempts	**MIN**	Minutes Played	**OR**	Offensive Rebounds	**OTx**	Overtime
PF	Fouls	**PTS**	Points	**Qx**	Quarter	**ST**	Steals	**TO**	Turnovers
TOT	Total Rebounds								

THU 27 JUL 2017
Start Time 13:30

Start List

ITA vs GRE

Referee: Sergiy CHAYKOVSKYY (UKR)
Referee: Oscar ALOY DE GEA (ESP) Umut MEMIS (TUR)

ITA - Italy

No.	Name	Pos	Height	Age	Tournament Statistics						
					PPG	FG%	3FG%	FT%	RPG	APG	MPG (GP)
3	VIANA Noemi			17	2.4	26	0	50	2.0	0.6	8:58 (5)
4	GALIMBERTI Benedetta			37	3.2	19	33	63	4.0	1.4	29:50 (5)
5	STRAZZARI Viola			16	2.0	25	67		1.0	0.0	10:10 (3)
6	BENINCASA Martina			18	0.0	0			0.8	0.0	6:41 (4)
7	SAUTARIELLO Giulia			21	15.2	36	5	63	7.6	3.8	32:13 (5)
8	CASCIO Simona (C)			28	8.0	39		44	8.0	1.6	32:42 (5)
9	GIRONI F.			18	0.0				0.0	0.0	2:52 (1)
11	BONOMI Anna			30	8.6	43		58	9.2	0.2	21:38 (5)
13	SORRENTINO Simona			19	11.8	33	17	53	10.0	1.8	30:32 (5)
14	CANALI Sara			22	4.4	23	25	25	2.8	2.6	28:45 (5)
18	CHIOSI Chiara			20	0.5	20			1.5	0.0	4:03 (4)
	Team			22.4	55.2	33	18	52	52.6	12.0	
Coach	BRAIDA Sara										
Assistant Coach	SPIRITO Lorenza										

ITA Played		
PR	POL	49-48
PR	LTU	38-75
PR	CHN	65-52
PR	RUS	71-53
QF	TUR	53-45

GRE - Greece

No.	Name	Pos	Height	Age	Tournament Statistics						
					PPG	FG%	3FG%	FT%	RPG	APG	MPG (GP)
1	CHAINA Chrysanthi			35	5.5	19	14	47	6.3	7.3	30:04 (4)
4	SARAKATSANI Evangelia			35	8.8	45	35	75	2.3	1.5	26:23 (4)
7	AGAGIOTOU L.			26	3.5	46	0	100	1.0	0.8	16:21 (4)
8	KOTSIREA Stavroula			43	5.3	35	29	50	3.3	1.3	18:11 (4)
9	SPINOU Alexandra			27	2.0	14		40	3.3	0.3	11:40 (4)
10	MELLINI Dimitra			25	2.0	31			2.0	0.3	8:14 (4)
11	VERANI Chrysanthi			30	2.7	67			1.7	0.0	11:34 (3)
13	VOUDOURI Ioanna			36	6.8	54		20	4.0	0.5	14:48 (4)
15	KOTSIAFTI A. (C)			38	12.3	32	33	60	7.8	1.3	25:46 (4)
16	PATERA Stefania			29	8.3	33	27	63	5.8	5.0	31:06 (4)
18	BALKOGLOU Konstantina			34	6.3	41	30	100	1.3	0.7	11:45 (3)
	Team			32.5	61.0	36	51	52	45.5	18.5	
Coach	ZERVA Athina										
Assistant Coach	ARGYRIOU Martha										

GRE Played		
PR	TUR	38-37
PR	KEN	89-21
PR	UKR	53-35
QF	CHN	64-51

LEGEND

(1)	Point Guard	**(2)**	Shooting Guard	**(3)**	Small Forward	**(4)**	Power Forward	**(5)**	Centre
3FG	% 2 Point Field Goals	**APG**	Assists per Game	**C**	Centre	**F**	Forward	**FG%**	Field Goals %
FT%	Free Throws %	**G**	Guard	**GP**	Games Played	**MIN**	Minutes Played per Game	**Pos**	Playing position
PPG	Points per Game	**PR**	Preliminary	**QF**	Quarter-finals	**RPG**	Rebounds per Game	**SF**	Semi-finals

WED 26 JUL 2017
Start Time 11:00

Results

Game Duration: 01:44

POL 93 vs 22 KEN

(16-8; 33-0; 24-7; 20-7)

Referee: Alvydas DOBILAS (LTU)
Referee: Ahmet AKAN (TUR) Ugurcan MEMIS (TUR)

Scoring by 5 min intervals:	Q1		Q2		Q3		Q4	
POL	10	16	31	49	65	73	80	93
KEN	2	8	8	8	12	15	21	22

POL - Poland

No.	Name	MIN	Field Goals		2 Points		3 Points		Free Throw		Rebounds			AS	TO	ST	BS	PF	FD	PTS
			M / A	%	M / A	%	M / A	%	M / A	%	OR	DR	TOT							
5	WROBEL Olga	26:09	5/10	50	5/8	63	0/2	0				2	2		6	2		4		10
6	PYSKLO Natalia	23:25	3/8	38	2/7	29	1/1	10	1/2	50				1	4	3		2	1	8
*7	KRYGOWSKA Agata	28:38	10/12	83	9/10	90	1/2	50			1	1	2	15	2	7			1	21
*8	DOBEJKO Matylda	26:08	8/16	50	8/14	57	0/2	0	3/4	75	1	1	2	4	1	5		1	3	19
*9	FIGIEL Maria	3:55	1/4	25	1/4	25						1	1		1	3				2
*10	PRZYBYL Karolina (C)	28:32	2/7	29	2/6	33	0/1	0	2/2	10	5	3	8	2	6	4	1	2	1	6
12	STOCKA Malgorzata	2:05	1/1	10	1/1	10						1	1	1		2				2
13	BYCZKOWSKA Marta	19:19	1/5	20	1/5	20			1/2	50	3	3	6		1	2		1	1	3
14	ZELENT Agata	14:06	1/2	50	1/2	50					2	2	4	2		1	1	5		2
*15	SZCZYGIEL Dominika	27:41	9/18	50	9/18	50			2/3	67	4	8	12	4		1	3		2	20
	Team/Coach										4	5	9		1					
	Totals		41/83	49	39/75	52	2/8	25	9/13	69	20	27	47	29	22	30	5	15	9	93

Coach	ROMANOWSKI Tomasz
Assistant	JACYNA,Maciej

KEN - Kenya

No.	Name	MIN	Field Goals		2 Points		3 Points		Free Throw		Rebounds			AS	TO	ST	BS	PF	FD	PTS
			M / A	%	M / A	%	M / A	%	M / A	%	OR	DR	TOT							
2	BIKERI Juliet	11:59										1	1	1	4					
*4	OPIYO Mary Immaculate	7:28	0/3	0	0/3	0						3	3		1			1		0
5	OGALO Lilian Adhiambo																			
6	WAGAI Damertria	14:34	0/3	0	0/3	0					3		3		4					0
*8	MWINGI Peninah (C)	37:14	4/19	21	3/12	25	1/7	14	1/4	25	1	4	5	2	15	3		1	5	10
9	KIMANI Teresia	5:18												1						
*10	OKINYI Morrine Anyango	13:35	0/4	0	0/4	0					3	4	7		1			2	1	0
*11	NZAVAYE Mercy Mideva	34:31	2/7	29	2/7	29			1/2	50	3	1	4		6	1		1	3	5
*12	OMONDI Winnie	31:16	1/4	25	1/4	25								2	6	1				2
14	OKOTH Christine	11:02	0/4	0	0/4	0			0/2	0	1	1	2		4	1		1	2	0
*15	MBUNDU Mercy	32:57	1/4	25	1/4	25			3/8	38	5	8	13	1	9			3	4	5
	Team/Coach										3	3	6		3					
	Totals		8/48	17	7/41	17	1/7	14	5/16	31	19	25	44	7	53	6		9	15	22

Coach	ADHIAMBO Caroline
Assistant	OKETCH,Boniface

	POL	KEN
POINTS IN THE PAIN	60	8
BENCH POINTS	25	0
TIMES TIED	0	

	POL	KEN
BIGGEST LEAD	71	0
BIGGEST SCORING	35-0 (51-8)	3-0 (10-3)
LEAD CHANGES	0	

LEGEND

%	Shooting Percentage	*	Game Starters	**AS**	Assists	**BS**	Blocked Shots	**DR**	Defensive Rebounds
FD	Fouls Drawn	**M/A**	Made/Attempts	**MIN**	Minutes Played	**OR**	Offensive Rebounds	**OTx**	Overtime
PF	Fouls	**PTS**	Points	**Qx**	Quarter	**ST**	Steals	**TO**	Turnovers
TOT	Total Rebounds								

WED 26 JUL 2017
Start Time 11:00

Start List

POL vs KEN

Referee: Alvydas DOBILAS (LTU)
Referee: Ahmet AKAN (TUR) Memis UGURCAN (TUR)

POL - Poland

No.	Name	Pos	Height	Age	Tournament Statistics						
					PPG	FG%	3FG%	FT%	RPG	APG	MPG (GP)
5	WROBEL Olga			17	1.5	17	0	50	0.0	0.0	6:16 (2)
6	PYSKLO Natalia			19	3.0	28	29	0	1.5	0.5	20:46 (4)
7	KRYGOWSKA Agata			30	12.0	23	30	91	7.8	5.3	39:31 (4)
8	DOBEJKO Matylda			18	9.3	25	14	18	7.3	2.0	32:16 (4)
9	FIGIEL Maria			34	5.8	31	0	14	8.0	2.3	30:44 (4)
10	PRZYBYL Karolina (C)			21	0.8	8	25	0	8.0	0.5	26:59 (4)
12	STOCKA Malgorzata			33	0.0				1.0	0.0	1:30 (3)
13	BYCZKOWSKA Marta			20	0.0				0.3	0.3	3:26 (4)
14	ZELENT Agata			28	0.0	0			1.0	0.0	3:37 (4)
15	SZCZYGIEL Dominika			20	14.3	45		78	11.0	0.3	38:21 (4)
	Team			24.0	43.6	29	65	44	51.0	10.2	
Coach	ROMANOWSKI Tomasz										
Assistant Coach	JACYNA Maciej										

POL Played		
PR	ITA	48-49
PR	LTU	35-54
PR	CHN	53-26
PR	RUS	49-48
QF	UKR	33-60

KEN - Kenya

No.	Name	Pos	Height	Age	Tournament Statistics						
					PPG	FG%	3FG%	FT%	RPG	APG	MPG (GP)
2	BIKERI Juliet			24	0.5	0	0	40	1.0	0.3	17:41 (4)
4	OPIYO Mary Immaculate			28	0.5	11	0		2.3	0.3	12:31 (4)
5	OGALO Lilian Adhiambo			29	0.0				0.0	0.0	2:42 (3)
6	WAGAI Damertria			26	0.5	20			1.3	0.0	12:30 (4)
8	MWINGI Peninah (C)			28	9.3	14	29	45	4.3	1.0	35:11 (4)
9	KIMANI Teresia			29	0.0	0			1.3	0.0	9:58 (4)
10	OKINYI Morrine Anyango			28	0.0	0			5.5	0.3	16:42 (4)
11	NZAVAYE Mercy Mideva			24	1.5	13		0	3.8	0.5	26:45 (4)
12	OMONDI Winnie			26	1.0	10	0		0.8	0.3	22:44 (4)
14	OKOTH Christine			26	2.0	44		0	0.8	0.3	11:48 (4)
15	MBUNDU Mercy			32	0.8	7	0	10	7.8	1.0	28:04 (4)
	Team			27.3	17.0	13	71	27	33.3	4.0	
Coach	ADHIAMBO Caroline										
Assistant Coach	OKETCH Boniface										

KEN Played		
PR	UKR	11-94
PR	GRE	21-89
PR	TUR	24-88
QF	LTU	12-100

LEGEND

(1) Point Guard	**(2)** Shooting Guard	**(3)** Small Forward	**(4)** Power Forward	**(5)** Centre
3FG % 2 Point Field Goals	**APG** Assists per Game	**C** Centre	**F** Forward	**F1** Gold-medal Match
F3 Bronze-medal Match	**FG** Field Goals %	**FT%** Free Throws %	**G** Guard	**GP** Games Played
QF Quarter-finals	**RP** Rebounds per Game	**SF** Semi-finals	**PPG** Points per Game	**PR** Preliminary

WED 26 JUL 2017
Start Time 13:30

Results

Game Duration: 01:37

TUR 83 vs 65 CHN

(18-21; 24-17; 27-9; 14-18)

Referee: Oleksandr DAVYDOV (UKR)
Referee: IGLESIAS M.M. (ESP) Oguzhan TOZLU (TUR)

Scoring by 5 min intervals:	Q1		Q2		Q3		Q4	
TUR	10	18	31	42	54	69	74	83
CHN	10	21	33	38	43	47	58	65

TUR - Turkey

No.	Name	MIN	Field Goals		2 Points		3 Points		Free Throw		Rebounds			AS	TO	ST	BS	PF	FD	PTS
			M / A	%	M / A	%	M / A	%	M / A	%	OR	DR	TOT							
4	ORENCIK Gozdenur	26:48	3/5	60	3/5	60			0/1	0	1	1	2	6	3	1		2	2	6
*5	ASLAN Cagla	36:24	7/16	44	5/9	56	2/7	29	1/4	25	2	2	4	5	2	1		1	3	17
6	UZUNDURUKAN Calganur	1:19													1					
*7	CALISKAN Gamze	15:49	1/2	50	1/1	10	0/1	0			1		1		1					2
8	SUBASI Meltem	8:21									1	1	2		1	1		1	1	
9	BUYUKAVCI Dila	0:40																		
*10	KOSE Ecrin	38:01	11/29	38	6/15	40	5/14	36	7/9	78		3	3	4	2	2		1	7	34
*11	YESILYURT Merve	25:57	3/6	50	3/6	50					2	3	5	4	2	1				6
*12	BILGILI Esin (C)	30:45	5/11	45	4/10	40	1/1	10	1/2	50	4	6	10	5	4		2	3	2	12
14	GOGER Inci	0:44																1		
15	CEVIK Busra	17:36	2/4	50	2/4	50			2/2	10	4	1	5			2		4	2	6
16	BAL Feyzanur	2:48													1					
	Team/Coach										2	5	7							
	Totals		32/73	44	24/50	48	8/23	35	11/18	61	17	22	39	24	17	8	2	13	17	83

Coach	YARGA Gulseren
Assistant	CILVEZOGLU,Gaye

CHN - China

No.	Name	MIN	Field Goals		2 Points		3 Points		Free Throw		Rebounds			AS	TO	ST	BS	PF	FD	PTS
			M / A	%	M / A	%	M / A	%	M / A	%	OR	DR	TOT							
*4	WANG Xin	16:28	1/2	50	1/2	50						3	3	1	4		1	3		2
5	LIU Di	6:33	1/2	50	1/1	10	0/1	0						1	2			1		2
6	DAI Qiaoying	0:40	0/1	0	0/1	0														0
*7	ZOU Yuan (C)	29:09	5/10	50	2/2	10	3/8	38			1	2	3	3	3	2			1	13
*8	ZHOU Chenpei	37:57	7/13	54	6/12	50	1/1	10	2/2	10	3	1	4	5	8			3	1	17
9	JIANG Qiuyue	1:59																		
*10	TONG Yafang	35:41	4/13	31	0/4	0	4/9	44	3/6	50		1	1	2	3	2		3	5	15
*11	ZHANG Dan	36:53	6/10	60	6/10	60			3/4	75	3	4	7	5	6	1	1	3	2	15
12	SONG Xiaonan	24:40	0/2	0	0/2	0			1/2	50	2	12	14	3	3			3	2	1
13	LUO Yangyang	10:00									1	1	2			1			1	
14	XIE Kaili																			
15	CHEN Xiaoping																			
	Team/Coach											3	3							
	Totals		24/53	45	16/34	47	8/19	42	9/14	64	10	27	37	20	29	6	2	16	12	65

Coach	LIN Xiaofeng
Assistant	CUI,Jianguo

	TUR	CHN
POINTS IN THE PAIN	42	24
BENCH POINTS	12	3
TIMES TIED	6	

	TUR	CHN
BIGGEST LEAD	22	7
BIGGEST SCORING	13-0 (49-38)	9-0 (14-21)
LEAD CHANGES	7	

WED 26 JUL 2017
Start Time 13:30

Results

Game Duration: 01:37

TUR 83 vs 65 CHN

(18-21; 24-17; 27-9; 14-18)

Referee: Oleksandr DAVYDOV (UKR)
Referee: IGLESIAS M.M. (ESP) Oguzhan TOZLU (TUR)

Scoring by 5 min intervals:	Q1		Q2		Q3		Q4	
TUR	10	18	31	42	54	69	74	83
CHN	10	21	33	38	43	47	58	65

LEGEND

%	Shooting Percentage	*	Game Starters	**AS**	Assists	**BS**	Blocked Shots	**DR**	Defensive Rebounds
FD	Fouls Drawn	**M/A**	Made/Attempts	**MIN**	Minutes Played	**OR**	Offensive Rebounds	**OTx**	Overtime
PF	Fouls	**PTS**	Points	**Qx**	Quarter	**ST**	Steals	**TO**	Turnovers
TOT	Total Rebounds								

WED 26 JUL 2017
Start Time 13:30

Start List

TUR vs CHN

Referee: Oleksandr DAVYDOV (UKR)
Referee: IGLESIAS M.M. (ESP) Oguzhan TOZLU (TUR)

TUR - Turkey

No.	Name	Pos	Height	Age	Tournament Statistics						
					PPG	FG%	3FG%	FT%	RPG	APG	MPG (GP)
4	ORENCIK Gozdenur			16	2.0	33			0.0	1.0	7:16 (1)
5	ASLAN Cagla			19	15.0	38	29	33	5.3	0.3	34:14 (4)
6	UZUNDURUKAN Calganur			17	5.0	12	11	29	3.0	2.5	26:53 (4)
7	CALISKAN Gamze			17	2.7	27	0	50	1.0	0.7	11:19 (3)
8	SUBASI Meltem			22	0.7	33		0	4.3	0.0	10:02 (3)
9	BUYUKAVCI Dila			19	0.0	0			2.0	0.0	9:32 (1)
10	KOSE Ecrin			20	21.3	34	32	81	6.5	5.3	33:55 (4)
11	YESILYURT Merve			18	2.0	33	0	100	2.0	0.5	15:57 (4)
12	BILGILI Esin (C)			21	4.0	24		13	15.0	2.5	34:18 (4)
14	GOGER Inci			16	6.5	45		38	5.5	1.0	12:23 (2)
15	CEVIK Busra			18	4.5	26		33	6.0	0.5	25:51 (4)
16	BAL Feyzanur			18	0.0	0			2.0	0.0	12:11 (1)
	Team			18.4	58.0	29	59	44	52.5	12.8	
Coach	YARGA Gulseren										
Assistant Coach	CILVEZOGLU Gaye										

TUR Played		
PR	GRE	37-38
PR	UKR	62-68
PR	KEN	88-24
QF	ITA	45-53

CHN - China

No.	Name	Pos	Height	Age	Tournament Statistics						
					PPG	FG%	3FG%	FT%	RPG	APG	MPG (GP)
4	WANG Xin			22	2.2	42		25	4.0	1.0	25:12 (5)
5	LIU Di			27	6.4	32	31	75	3.2	1.4	22:50 (5)
6	DAI Qiaoying			22	0.7	50			0.3	0.3	4:13 (3)
7	ZOU Yuan (C)			27	13.6	32	29	25	4.6	1.8	25:30 (5)
8	ZHOU Chenpei			23	6.2	23	0	38	5.2	4.4	35:53 (5)
9	JIANG Qiuyue			25	0.0				0.0	0.0	3:41 (2)
10	TONG Yafang			27	14.8	43	31	63	2.4	1.0	34:11 (5)
11	ZHANG Dan			27	6.2	44		38	10.2	2.0	33:51 (5)
12	SONG Xiaonan			30	2.6	36		45	4.4	0.2	13:36 (5)
13	LUO Yangyang			24	0.0	0			1.3	0.0	7:34 (3)
14	XIE Kaili			23							
15	CHEN Xiaoping			59	0.0	0			0.0	0.0	2:45 (1)
	Team			28.0	52.4	34	81	42	40.8	12.0	
Coach	LIN Xiaofeng										
Assistant Coach	CUI Jianguo										

CHN Played		
PR	RUS	77-74
PR	ITA	52-65
PR	POL	26-53
PR	LTU	56-90
QF	GRE	51-64

LEGEND

(1) Point Guard	**(2)** Shooting Guard	**(3)** Small Forward	**(4)** Power Forward	**(5)** Centre
3FG % 2 Point Field Goals	**APG** Assists per Game	**C** Centre	**F** Forward	**F1** Gold-medal Match
F3 Bronze-medal Match	**FG** Field Goals %	**FT%** Free Throws %	**G** Guard	**GP** Games Played
QF Quarter-finals	**RP** Rebounds per Game	**SF** Semi-finals	**PPG** Points per Game	**PR** Preliminary

TUE 25 JUL 2017
Start Time 11:00

Results

Game Duration: 01:37

UKR 60 vs 33 POL

(20-2; 4-10; 17-13; 19-8)

Referee: Cagkan ERTURK (TUR)
Referee: Hakan CETIN (TUR) Oguzhan TOZLU (TUR)

Scoring by 5 min intervals:	Q1		Q2		Q3		Q4	
UKR	12	20	20	24	31	41	50	60
POL	0	2	8	12	19	25	29	33

UKR - Ukraine

No.	Name	MIN	Field Goals		2 Points		3 Points		Free Throws		Rebounds			AS	TO	ST	BS	PF	FD	PTS
			M / A	%	M / A	%	M / A	%	M / A	%	OR	DR	TOT							
5	TERESHCHENKO Alina Vitalyivna	6:28	0/2	0	0/2	0					2	1	3		2					0
*6	KULINOK Tetiana	31:51	2/12	17	1/7	14	1/5	20			3	5	8	2	2	3	2	3		5
7	KALCHENKO Olha	25:56	7/17	41	6/11	55	1/6	17	6/6	100	4	5	9	1	6	7			4	21
8	MELNYCHUK Hanna Sergeevna	4:19	0/1	0	0/1	0					1		1		1	1				0
9	BRONYTSKA Y.	9:16	0/3	0	0/1	0	0/2	0			1		1	1	2	1		1		0
*10	SIEDIELNIKOVA Marta (C)	31:46	2/14	14	1/7	14	1/7	14	3/3	100	3	6	9	3		2			1	8
*11	MOSKALETS Iuliia	31:19	10/19	53	9/17	53	1/2	50	0/1	0	3	4	7	2	2	1		1	2	21
*12	KHOROSHYKH Olena	21:36	1/4	25	1/4	25			1/1	100	3	1	4	2	1				1	3
13	LEHENKA Olesia	13:10	1/3	33	1/1	100	0/2	0			1	3	4	1	3	3				2
*15	BRAZHNYKOVA Nelia	24:19	0/6	0	0/4	0	0/2	0			1	3	4	4	2	2		2	2	0
	Team/Coach										2	4	6		2	1				
	Totals		23/81	28	19/55	35	4/26	15	10/11	91	24	32	56	16	23	21	2	7	10	60

Coach	SHCHEDRYVA Lyudmyla
Assistant	KIRSANOVA-STARON,Oksana

POL - Poland

No.	Name	MIN	Field Goals		2 Points		3 Points		Free Throws		Rebounds			AS	TO	ST	BS	PF	FD	PTS
			M / A	%	M / A	%	M / A	%	M / A	%	OR	DR	TOT							
5	WROBEL Olga	6:12	0/3	0	0/2	0	0/1	0										1		0
6	PYSKLO Natalia	26:27	2/5	40	2/3	67	0/2	0				2	2	1	3	1		1		4
*7	KRYGOWSKA Agata	38:21	6/23	26	5/17	29	1/6	17			2	7	9	2	10	2		1	3	13
*8	DOBEJKO Matylda	34:53	3/16	19	3/12	25	0/4	0			1	4	5	2	4	4	1	2	1	6
*9	FIGIEL Maria	13:36	1/5	20	1/5	20					3	1	4		2			1		2
*10	PRZYBYL Karolina (C)	37:13	0/3	0	0/1	0	0/2	0			2	4	6		4			3		0
12	STOCKA Malgorzata	1:39										1	1		1					
13	BYCZKOWSKA Marta	1:39													1					
14	ZELENT Agata	3:43										1	1							
*15	SZCZYGIEL Dominika	36:17	3/6	50	3/6	50			2/2	100	2	4	6		2		5	1	2	8
	Team/Coach										2	4	6		6					
	Totals		15/61	25	14/46	30	1/15	7	2/2	100	12	28	40	5	33	7	6	10	6	33

Coach	ROMANOWSKI Tomasz
Assistant	JACYNA,Maciej

	UKR	POL
POINTS IN THE PAINT	6	6
BENCH POINTS	23	4
TIMES TIED	0	

	UKR	POL
BIGGEST LEAD	29	0
BIGGEST SCORING RUN	20-0 (20-0)	10-0 (20-10)
LEAD CHANGES	0	

LEGEND

%	Shooting Percentage	*	Game Starters	**AS**	Assists	**BS**	Blocked Shots	**DR**	Defensive Rebounds
FD	Fouls Drawn	**M/A**	Made/Attempts	**MIN**	Minutes Played	**OR**	Offensive Rebounds	**OTx**	Overtime
PF	Fouls	**PTS**	Points	**Qx**	Quarter	**ST**	Steals	**TO**	Turnovers
TOT	Total Rebounds								

TUE 25 JUL 2017
Start Time 11:00

Start List

UKR vs POL

Referee: Cagkan ERTURK (TUR)
Referee: Hakan CETIN (TUR) Oguzhan TOZLU (TUR)

UKR - Ukraine

No.	Name	Pos	Height	Age	Tournament Statistics						
					PPG	FG%	3FG%	FT%	RPG	APG	MPG (GP)
5	TERESHCHENKO A.			24	6.7	50	0	50	5.0	0.7	16:18 (3)
6	KULINOK Tetiana			26	12.7	32	21	60	7.3	3.7	29:52 (3)
7	KALCHENKO Olha			30	16.0	59	13	100	7.3	3.0	24:29 (3)
8	MELNYCHUK H.			19	4.0	50			3.0	3.0	26:21 (1)
9	BRONYTSKA Y.			23	3.0	31	0	50	3.3	0.3	12:28 (3)
10	SIEDIELNIKOVA (C)			31	5.7	18	25		7.7	3.0	27:34 (3)
11	MOSKALETS Iuliia			36	4.3	50	0	50	4.3	0.0	10:26 (3)
12	KHOROSHYKH Olena			15	5.7	30		50	6.7	0.3	20:46 (3)
13	LEHENKA Olesia			29	5.3	27	0	50	6.0	2.7	22:34 (3)
15	BRAZHNYKOVA Nelia			24	5.0	27	20	100	4.0	2.3	28:51 (3)
	Team			25.7	65.7	35	38	64	60.0	17.0	
Coach	SHCHEDRYVA Lyudmyla										
Assistant Coach	KIRSANOVA-STARON Oksana										

UKR Played		
PR	KEN	94-11
PR	TUR	68-62
PR	GRE	35-53

POL - Poland

No.	Name	Pos	Height	Age	Tournament Statistics						
					PPG	FG%	3FG%	FT%	RPG	APG	MPG (GP)
5	WROBEL Olga			17	3.0	33	0	50	0.0	0.0	6:21 (1)
6	PYSKLO Natalia			19	2.7	23	40	0	1.3	0.3	18:53 (3)
7	KRYGOWSKA Agata			30	11.7	21	33	91	7.3	6.3	39:55 (3)
8	DOBEJKO Matylda			18	10.3	27	17	18	8.0	2.0	31:24 (3)
9	FIGIEL Maria			34	7.0	32	0	14	9.3	3.0	36:26 (3)
10	PRZYBYL Karolina (C)			21	1.0	10	50	0	8.7	0.7	23:35 (3)
12	STOCKA Malgorzata			33	0.0				1.0	0.0	1:25 (2)
13	BYCZKOWSKA Marta			20	0.0				0.3	0.3	4:02 (3)
14	ZELENT Agata			28	0.0	0			1.0	0.0	3:35 (3)
15	SZCZYGIEL Dominika			20	16.3	44		71	12.7	0.3	39:03 (3)
	Team			24.0	46.3	30	70	42	53.8	11.5	
Coach	ROMANOWSKI Tomasz										
Assistant Coach	JACYNA Maciej										

POL Played		
PR	ITA	48-49
PR	LTU	35-54
PR	CHN	53-26
PR	RUS	49-48

LEGEND

(1)	Point Guard	(2)	Shooting Guard	(3)	Small Forward	(4)	Power Forward	(5)	Centre
3FG	% 2 Point Field Goals	APG	Assists per Game	C	Centre	F	Forward	FG%	Field Goals %
FT%	Free Throws %	G	Guard	GP	Games Played	MIN	Minutes Played per Game	Pos	Playing position
PPG	Points per Game	PR	Preliminary	QF	Quarter-finals	RPG	Rebounds per Game		

TUE 25 JUL 2017
Start Time 11:00

Results

LTU 100 vs 12 KEN

Scoring by 5 min intervals: **LTU**
KEN

LTU - Lithuania

No.	Name	MIN	Field Goals		2 Points		3 Points		Free Throws		Rebounds			AS	TO	ST	BS	PF	FD	PTS
			M / A	%	M / A	%	M / A	%	M / A	%	OR	DR	TOT							
	Totals																			
Coach	DAMBRAUSKAITE Lina																			
Assistant	MIKALAUSKAITE,Zivile																			

KEN - Kenya

No.	Name	MIN	Field Goals		2 Points		3 Points		Free Throws		Rebounds			AS	TO	ST	BS	PF	FD	PTS
			M / A	%	M / A	%	M / A	%	M / A	%	OR	DR	TOT							
	Totals																			
Coach	ADHIAMBO Caroline																			
Assistant	OKETCH,Boniface																			

	LTU	KEN
POINTS IN THE PAINT	0	0
BENCH POINTS	0	0
TIMES TIED	0	

	LTU	KEN
BIGGEST LEAD	0	0
BIGGEST SCORING RUN	0-0 (0-0)	0-0 (0-0)
LEAD CHANGES	0	

LEGEND

%	Shooting Percentage	*	Game Starters	**AS**	Assists	**BS**	Blocked Shots	**DR**	Defensive Rebounds
FD	Fouls Drawn	**M/A**	Made/Attempts	**MIN**	Minutes Played	**OR**	Offensive Rebounds	**OTx**	Overtime
PF	Fouls	**PTS**	Points	**Qx**	Quarter	**ST**	Steals	**TO**	Turnovers
TOT	Total Rebounds								

TUE 25 JUL 2017
Start Time 11:00

Start List

LTU vs KEN

Referee: Cihan CEYLAN (TUR)
Referee: Busra ALP (TUR) Furkan SOYLEMEZOGLU (TUR)

LTU - Lithuania

No.	Name	Pos	Height	Age	Tournament Statistics						
					PPG	FG%	3FG%	FT%	RPG	APG	MPG (GP)
2	JOCYTE Grazina			25	6.0	38	0		3.3	1.3	13:57 (3)
3	JANKUTE J.			25	1.3	40			4.0	0.3	9:48 (3)
4	NARUSEVICIUTE Deiman			34	8.0	42	25	88	4.7	0.7	20:04 (3)
5	ZEGYTE Agne			35	2.3	14	13	40	3.7	2.0	20:19 (3)
7	BURBAITE J.			31	13.3	40	25	67	4.7	1.0	18:59 (3)
8	MILASAUSKAITE Ausra			32	5.0	35	33	50	2.3	0.7	16:05 (3)
9	BAREIKIENE Sonata			38	4.3	35	0	17	3.7	2.7	16:50 (3)
13	VALAITYTE Gabriele			28	16.0	57	0	32	10.0	2.3	26:25 (3)
15	SEGZDAITE Jurgita (C)			28	9.0	44	33	78	1.7	4.3	23:22 (3)
16	ESKERTAITE Ramune			20	15.0	47	41	71	3.7	0.7	21:23 (3)
17	SERELYTE Domante			22	0.7	33			1.7	0.3	8:08 (3)
19	DOBILAITE Eliza			18	0.7	50			0.7	0.3	5:17 (3)
	Team			28.0	74.8	37	70	51	51.0	15.3	
Coach	DAMBRAUSKAITE Lina										
Assistant Coach	MIKALAUSKAITE Zivile										

LTU Played		
PR	RUS	80-43
PR	ITA	75-38
PR	POL	54-35
PR	CHN	90-56

KEN - Kenya

No.	Name	Pos	Height	Age	Tournament Statistics						
					PPG	FG%	3FG%	FT%	RPG	APG	MPG (GP)
2	BIKERI Juliet			24	0.7	0	0	40	0.7	0.3	18:10 (3)
4	OPIYO Mary Immaculate			28	0.7	13	0		2.7	0.3	11:25 (3)
5	OGALO Lilian Adhiambo			29	0.0				0.0	0.0	2:38 (2)
6	WAGAI Damertria			26	0.7	20			1.3	0.0	14:02 (3)
7	NJOKI Hannah Nyambura			34	1.3	40		0	1.7	0.3	11:16 (3)
8	MWINGI Peninah (C)			28	12.3	16	31	45	4.7	0.3	35:00 (3)
9	KIMANI Teresia			29	0.0	0			1.3	0.0	10:19 (3)
10	OKINYI Morrine Anyango			28	0.0	0			5.7	0.3	17:10 (3)
11	NZAVAYE Mercy Mideva			24	0.7	6		0	4.0	0.7	23:49 (3)
12	OMONDI Winnie			26	0.0	0	0		0.7	0.3	23:06 (3)
14	OKOTH Christine			26	2.0	50		0	1.0	0.3	10:24 (3)
15	MBUNDU Mercy			32	0.3	0		17	8.7	1.3	29:28 (3)
	Team			27.8	18.7	12	250	31	35.7	4.3	
Coach	ADHIAMBO Caroline										
Assistant Coach	OKETCH Boniface										

KEN Played		
PR	UKR	11-94
PR	GRE	21-89
PR	TUR	24-88

LEGEND

(1) Point Guard	**(2)** Shooting Guard	**(3)** Small Forward	**(4)** Power Forward	**(5)** Centre
3FG % 2 Point Field Goals	**APG** Assists per Game	**C** Centre	**F** Forward	**FG** Field Goals %
FT% Free Throws %	**G** Guard	**GP** Games Played	**MIN** Minutes Played per Gam	**Pos** Playing position
PPG Points per Game	**PR** Preliminary	**QF** Quarter-finals	**RP** Rebounds per Game	

TUE 25 JUL 2017
Start Time 13:30

Results

Game Duration: 01:47

ITA 53 vs 45 TUR
(9-21; 14-7; 14-9; 16-8)

Referee: Oleksandr DAVYDOV (UKR)
Referee: KOUTSOUMARIS A. (GRE) Bark ARSLAN (TUR)

Scoring by 5 min intervals:	Q1		Q2		Q3		Q4	
ITA	3	9	15	23	29	37	45	53
TUR	8	21	25	28	33	37	39	45

ITA - Italy

No.	Name	MIN	Field Goals		2 Points		3 Points		Free Throws		Rebounds			AS	TO	ST	BS	PF	FD	PTS
			M / A	%	M / A	%	M / A	%	M / A	%	OR	DR	TOT							
3	VIANA Noemi	13:35	3/7	43	3/7	43					2	3	5		2	2		1		6
*4	GALIMBERTI Benedetta	27:09	0/6	0	0/6	0			1/2	50	1	4	5		2	3		4	1	1
5	STRAZZARI Viola																			
6	BENINCASA Martina																			
*7	SAUTARIELLO Giulia	32:21	6/15	40	6/14	43	0/1	0	2/4	50	2	3	5	4	7	3		2	4	14
*8	CASCIO Simona (C)	37:01	2/5	40	2/5	40					3	10	13	1	3		1	4	2	4
9	GIRONI Francesca Clorinda																			
11	BONOMI Anna	19:43	4/13	31	4/13	31			3/4	75	6	5	11		3			2	3	11
*13	SORRENTINO Simona	38:18	5/18	28	5/16	31	0/2	0	3/4	75	5	14	19	2	10	2	2	3	4	13
*14	CANALI Sara	31:53	2/10	20	2/9	22	0/1	0	0/2	0	1	2	3	2	7	1		2	4	4
18	CHIOSI Chiara																			
	Team/Coach										1	3	4		2					
	Totals		22/74	30	22/70	31	0/4	0	9/16	56	21	44	65	9	36	11	3	18	18	53

Coach	BRAIDA Sara
Assistant	SPIRITO,Lorenza

TUR - Turkey

No.	Name	MIN	Field Goals		2 Points		3 Points		Free Throws		Rebounds			AS	TO	ST	BS	PF	FD	PTS
			M / A	%	M / A	%	M / A	%	M / A	%	OR	DR	TOT							
4	ORENCIK Gozdenur																			
*5	ASLAN Cagla	40:00	6/23	26	5/15	33	1/8	13	1/4	25	4	2	6		6	7		2	4	14
*6	UZUNDURUKAN Calganur	32:19	0/13	0	0/8	0	0/5	0	2/4	50	2	1	3	2	5	6		2	3	2
7	CALISKAN Gamze	5:50	0/3	0	0/1	0	0/2	0	1/2	50	1		1					1	1	1
8	SUBASI Meltem	5:34							0/2	0		2	2		1				1	0
9	BUYUKAVCI Dila																			
*10	KOSE Ecrin	35:24	5/20	25	3/10	30	2/10	20	5/6	83	1	8	9	2		1		4	5	17
11	YESILYURT Merve	12:21	0/1	0			0/1	0	2/2	100		2	2	1					1	2
*12	BILGILI Esin (C)	38:03	1/9	11	1/9	11			0/2	0	7	10	17	4	10	3	4	5	2	2
14	GOGER Inci																			
*15	CEVIK Busra	30:29	3/8	38	3/8	38			1/2	50	3	4	7		3	2		4	1	7
16	BAL Feyzanur																			
	Team/Coach										1	1	2							
	Totals		15/77	19	12/51	24	3/26	12	12/24	50	19	30	49	9	25	19	4	18	18	45

Coach	YARGA Gulseren
Assistant	CILVEZOGLU,Gaye

	ITA	TUR
POINTS IN THE PAINT	12	10
BENCH POINTS	17	3
TIMES TIED	2	

	ITA	TUR
BIGGEST LEAD	8	14
BIGGEST SCORING RUN	10-0 (25-28)	7-0 (9-23)
LEAD CHANGES	2	

TUE 25 JUL 2017
Start Time 13:30

Results

Game Duration: 01:47

ITA 53 vs 45 TUR
(9-21; 14-7; 14-9; 16-8)

Referee: Oleksandr DAVYDOV (UKR)
Referee: KOUTSOUMARIS A. (GRE) Bark ARSLAN (TUR)

Scoring by 5 min intervals:	Q1		Q2		Q3		Q4	
ITA	3	9	15	23	29	37	45	53
TUR	8	21	25	28	33	37	39	45

LEGEND

%	Shooting Percentage	*	Game Starters	**AS**	Assists	**BS**	Blocked Shots	**DR**	Defensive Rebounds
FD	Fouls Drawn	**M/A**	Made/Attempts	**MIN**	Minutes Played	**OR**	Offensive Rebounds	**OTx**	Overtime
PF	Fouls	**PTS**	Points	**Qx**	Quarter	**ST**	Steals	**TO**	Turnovers
TOT	Total Rebounds								

TUE 25 JUL 2017
Start Time 13:30

Start List

ITA vs TUR

Referee: Oleksandr DAVYDOV (UKR)
Referee: KOUTSOUMARIS A. (GRE) Bark ARSLAN (TUR)

ITA - Italy

No.	Name	Pos	Height	Age	Tournament Statistics						
					PPG	FG%	3FG%	FT%	RPG	APG	MPG (GP)
3	VIANA Noemi			17	1.5	17	0	50	1.3	0.8	7:49 (4)
4	GALIMBERTI Benedetta			37	3.8	24	33	67	3.8	1.8	30:30 (4)
5	STRAZZARI Viola			16	2.0	25	67		1.0	0.0	10:10 (3)
6	BENINCASA Martina			18	0.0	0			0.8	0.0	6:41 (4)
7	SAUTARIELLO Giulia			21	15.5	35	6	65	8.3	3.8	32:12 (4)
8	CASCIO Simona (C)			28	9.0	39		44	6.8	1.8	31:37 (4)
9	GIRONI F.			18	0.0				0.0	0.0	2:52 (1)
11	BONOMI Anna			30	8.0	48		50	8.8	0.3	22:06 (4)
13	SORRENTINO Simona			19	11.5	35	25	47	7.8	1.8	28:35 (4)
14	CANALI Sara			22	4.5	24	29	29	2.8	2.8	27:59 (4)
18	CHIOSI Chiara			20	0.5	20			1.5	0.0	4:03 (4)
	Team			22.4	55.8	33	21	51	49.5	12.8	
Coach	BRAIDA Sara										
Assistant Coach	SPIRITO Lorenza										

ITA Played		
PR	POL	49-48
PR	LTU	38-75
PR	CHN	65-52
PR	RUS	71-53

TUR - Turkey

No.	Name	Pos	Height	Age	Tournament Statistics						
					PPG	FG%	3FG%	FT%	RPG	APG	MPG (GP)
4	ORENCIK Gozdenur			16	2.0	33			0.0	1.0	7:16 (1)
5	ASLAN Cagla			19	15.3	45	38	38	5.0	0.3	32:19 (3)
6	UZUNDURUKAN Calganur			17	6.0	16	15	20	3.0	2.7	25:04 (3)
7	CALISKAN Gamze			17	3.5	38	0	50	1.0	1.0	14:04 (2)
8	SUBASI Meltem			22	1.0	33			5.5	0.0	12:16 (2)
9	BUYUKAVCI Dila			19	0.0	0			2.0	0.0	9:32 (1)
10	KOSE Ecrin			20	22.7	37	36	80	5.7	6.3	33:26 (3)
11	YESILYURT Merve			18	2.0	40		100	2.0	0.3	17:09 (3)
12	BILGILI Esin (C)			21	4.7	30		15	14.3	2.0	33:03 (3)
14	GOGER Inci			16	6.5	45		38	5.5	1.0	12:23 (2)
15	CEVIK Busra			18	3.7	22		25	5.7	0.7	24:19 (3)
16	BAL Feyzanur			18	0.0	0			2.0	0.0	12:11 (1)
	Team			18.4	62.3	32	59	42	53.7	14.0	
Coach	YARGA Gulseren										
Assistant Coach	CILVEZOGLU Gaye										

TUR Played		
PR	GRE	37-38
PR	UKR	62-68
PR	KEN	88-24

LEGEND

(1)	Point Guard	**(2)**	Shooting Guard	**(3)**	Small Forward	**(4)**	Power Forward	**(5)**	Centre
3FG	% 2 Point Field Goals	**APG**	Assists per Game	**C**	Centre	**F**	Forward	**FG%**	Field Goals %
FT%	Free Throws %	**G**	Guard	**GP**	Games Played	**MIN**	Minutes Played per Game	**Pos**	Playing position
PPG	Points per Game	**PR**	Preliminary	**QF**	Quarter-finals	**RPG**	Rebounds per Game		

TUE 25 JUL 2017
Start Time 13:30

Results

Game Duration: 01:38

GRE 64 vs 51 CHN

(26-20; 6-10; 22-10; 10-11)

Referee: Alvydas DOBILAS (LTU)
Referee: Meliksoh MERCAN (TUR) Metin SARIOGLU (TUR)

Scoring by 5 min intervals:	Q1		Q2		Q3		Q4	
GRE	14	26	30	32	42	54	59	64
CHN	9	20	24	30	36	40	45	51

GRE - Greece

No.	Name	MIN	Field Goals		2 Points		3 Points		Free Throw		Rebounds			AS	TO	ST	BS	PF	FD	PTS
			M / A	%	M / A	%	M / A	%	M / A	%	OR	DR	TOT							
*1	CHAINA Chrysanthi	33:06	1/3	33			1/3	33	4/8	50	1	4	5	10	2	4		2	8	7
*4	SARAKATSANI Evangelia	31:06	3/8	38	2/4	50	1/4	25	2/2	10		2	2		3	2			3	9
*7	AGAGIOTOU Lamprini Ioannis	25:55	2/5	40	2/3	67	0/2	0			1		1	1		1		1		4
8	KOTSIREA Stavroula	14:57	1/6	17	0/2	0	1/4	25			1	1	2	1	1			1	2	3
9	SPINOU Alexandra	4:29													1				1	
10	MELLINI Dimitra	4:59	0/2	0	0/2	0												1		0
11	VERANI Chrysanthi	10:20	2/3	67	2/3	67					1	3	4			1				4
13	VOUDOURI Ioanna	18:31	3/7	43	3/7	43					1	2	3	1	2			4		6
*15	KOTSIAFTI Alexandra (C)	25:46	8/15	53	7/13	54	1/2	50	4/7	57		4	4	1	1	3	3	4	7	21
*16	PATERA Stefania	30:49	4/8	50	2/4	50	2/4	50	0/2	0	1	1	2	7	4	4		3	1	10
18	BALKOGLOU Konstantina																			
	Team/Coach										1	6	7		3					
	Totals		24/57	42	18/38	47	6/19	32	10/19	53	7	23	30	21	17	15	3	16	22	64

Coach	ZERVA Athina
Assistant	ARGYRIOU,Martha

CHN - China

No.	Name	MIN	Field Goals		2 Points		3 Points		Free Throw		Rebounds			AS	TO	ST	BS	PF	FD	PTS
			M / A	%	M / A	%	M / A	%	M / A	%	OR	DR	TOT							
*4	WANG Xin	13:27							0/2	0		1	1		2	1		3	1	0
5	LIU Di	33:03	2/8	25	1/5	20	1/3	33	1/2	50	1	6	7	3	4	1		3	2	6
6	DAI Qiaoying	11:31	1/2	50	1/2	50						1	1	1	1	1		3		2
*7	ZOU Yuan (C)	10:06	3/8	38	1/1	10	2/7	29	1/2	50		1	1	1						9
*8	ZHOU Chenpei	26:21	1/7	14	1/7	14						1	1	4	6			1		2
9	JIANG Qiuyue	1:53																		
*10	TONG Yafang	40:00	7/14	50	5/10	50	2/4	50	3/6	50	1	1	2	1	5			2	6	19
*11	ZHANG Dan	27:00	3/4	75	3/4	75			1/4	25	5	6	11	3	3	3		4	3	7
12	SONG Xiaonan	21:55	2/3	67	2/3	67			2/4	50	1	5	6	1	4			2	3	6
13	LUO Yangyang	12:21										2	2		1			4	1	
14	XIE Kaili																			
*15	CHEN Xiaoping	2:45	0/1	0	0/1	0									1					0
	Team/Coach										4	4	8		1					
	Totals		19/47	40	14/33	42	5/14	36	8/20	40	12	28	40	14	28	6		22	16	51

Coach	LIN Xiaofeng
Assistant	CUI,Jianguo

	GRE	CHN
POINTS IN THE PAIN	22	16
BENCH POINTS	13	14
TIMES TIED	3	

	GRE	CHN
BIGGEST LEAD	18	2
BIGGEST SCORING	13-0 (52-36)	8-0 (30-28)
LEAD CHANGES	1	

TUE 25 JUL 2017
Start Time 13:30

Results

Game Duration: 01:38

GRE 64 vs 51 CHN

(26-20; 6-10; 22-10; 10-11)

Referee: Alvydas DOBILAS (LTU)
Referee: Meliksoh MERCAN (TUR) Metin SARIOGLU (TUR)

Scoring by 5 min intervals:	Q1		Q2		Q3		Q4	
GRE	14	26	30	32	42	54	59	64
CHN	9	20	24	30	36	40	45	51

LEGEND

%	Shooting Percentage	*	Game Starters	**AS**	Assists	**BS**	Blocked Shots	**DR**	Defensive Rebounds
FD	Fouls Drawn	**M/A**	Made/Attempts	**MIN**	Minutes Played	**OR**	Offensive Rebounds	**OTx**	Overtime
PF	Fouls	**PTS**	Points	**Qx**	Quarter	**ST**	Steals	**TO**	Turnovers
TOT	Total Rebounds								

TUE 25 JUL 2017
Start Time 13:30

Start List

GRE vs CHN

Referee: Alvydas DOBILAS (LTU)
Referee: Meliksoh MERCAN (TUR) Metin SARIOGLU (TUR)

GRE - Greece

No.	Name	Pos	Height	Age	Tournament Statistics						
					PPG	FG%	3FG%	FT%	RPG	APG	MPG (GP)
1	CHAINA Chrysanthi			35	5.0	15	0	46	6.7	6.3	29:03 (3)
4	SARAKATSANI Evangelia			35	8.7	48	38	50	2.3	2.0	24:48 (3)
7	AGAGIOTOU L.			26	3.3	50	0	100	1.0	0.7	13:09 (3)
8	KOTSIREA Stavroula			43	6.0	41	30	50	3.7	1.3	19:16 (3)
9	SPINOU Alexandra			27	2.7	14		40	4.3	0.3	14:04 (3)
10	MELLINI Dimitra			25	2.7	36			2.7	0.3	9:20 (3)
11	VERANI Chrysanthi			30	2.0	67			0.5	0.0	12:11 (2)
13	VOUDOURI Ioanna			36	7.0	59		20	4.3	0.3	13:34 (3)
15	KOTSIAFTI A. (C)			38	9.3	26	0	67	9.0	1.3	25:47 (3)
16	PATERA Stefania			29	7.7	29	18	83	7.0	4.3	31:12 (3)
18	BALKOGLOU Konstantina			34	6.3	41	30	100	1.3	0.7	11:45 (3)
	Team			32.5	60.0	35	50	52	50.7	17.7	
Coach	ZERVA Athina										
Assistant Coach	ARGYRIOU Martha										

GRE Played		
PR	TUR	38-37
PR	KEN	89-21
PR	UKR	53-35

CHN - China

No.	Name	Pos	Height	Age	Tournament Statistics						
					PPG	FG%	3FG%	FT%	RPG	APG	MPG (GP)
4	WANG Xin			22	2.8	42		50	4.8	1.3	28:09 (4)
5	LIU Di			27	6.5	33	31	100	2.3	1.0	20:17 (4)
6	DAI Qiaoying			22	0.0				0.0	0.0	0:35 (2)
7	ZOU Yuan (C)			27	14.8	32	29	17	5.5	2.0	29:21 (4)
8	ZHOU Chenpei			23	7.3	25	0	38	6.3	4.5	38:16 (4)
9	JIANG Qiuyue			25	0.0				0.0	0.0	5:29 (1)
10	TONG Yafang			27	13.8	41	28	100	2.5	1.0	32:44 (4)
11	ZHANG Dan			27	6.0	38		40	10.0	1.8	35:34 (4)
12	SONG Xiaonan			30	1.8	25		43	4.0	0.0	11:32 (4)
13	LUO Yangyang			24	0.0	0			1.0	0.0	5:11 (2)
14	XIE Kaili			23							
15	CHEN Xiaoping			59							
	Team			28.0	52.8	33	85	43	41.0	11.5	
Coach	LIN Xiaofeng										
Assistant Coach	CUI Jianguo										

CHN Played		
PR	RUS	77-74
PR	ITA	52-65
PR	POL	26-53
PR	LTU	56-90

LEGEND

(1) Point Guard	**(2)** Shooting Guard	**(3)** Small Forward	**(4)** Power Forward	**(5)** Centre
3FG % 2 Point Field Goals	**APG** Assists per Game	**C** Centre	**F** Forward	**FG** Field Goals %
FT% Free Throws %	**G** Guard	**GP** Games Played	**MIN** Minutes Played per Gam	**Pos** Playing position
PPG Points per Game	**PR** Preliminary	**QF** Quarter-finals	**RP** Rebounds per Game	

Pool standings

As of MON 24 JUL 2017 at 12:50

Group A							Games			Points			
Rank		LTU	ITA	POL	CHN	RUS	Played	Won	Lost	For	Against	Diff.	Class. Points
1	LTU	---	75 - 38	54 - 35	90 - 56	80 - 43	4	4	0	299	172	127	8
2	ITA	38 - 75	---	49 - 48	65 - 52	71 - 53	4	3	1	223	228	-5	7
3	POL	35 - 54	48 - 49	---	53 - 26	49 - 48	4	2	2	185	177	8	6
4	CHN	56 - 90	52 - 65	26 - 53	---	77 - 74	4	1	3	211	282	-71	5
5	RUS	43 - 80	53 - 71	48 - 49	74 - 77	---	4	0	4	218	277	-59	4

Group B						Games			Points			
Rank		GRE	UKR	TUR	KEN	Played	Won	Lost	For	Against	Diff.	Class. Points
1	GRE	---	53 - 35	38 - 37	89 - 21	3	3	0	180	93	87	6
2	UKR	35 - 53	---	68 - 62	94 - 11	3	2	1	197	126	71	5
3	TUR	37 - 38	62 - 68	---	88 - 24	3	1	2	187	130	57	4
4	KEN	21 - 89	11 - 94	24 - 88	---	3	0	3	56	271	-215	3

Games Schedule

Date	Start Time	Phase	Game	Teams	Result
WED 19 JUL	18:30	Preliminary Group A	7	ITA - POL	49 - 48
WED 19 JUL	18:30	Preliminary Group A	8	RUS - LTU	43 - 80
THU 20 JUL	14:00	Preliminary Group A	13	CHN - RUS	77 - 74
THU 20 JUL	14:00	Preliminary Group A	14	LTU - ITA	75 - 38
THU 20 JUL	18:00	Preliminary Group B	17	KEN - UKR	11 - 94
THU 20 JUL	18:00	Preliminary Group B	18	TUR - GRE	37 - 38
FRI 21 JUL	16:00	Preliminary Group A	23	POL - LTU	35 - 54
FRI 21 JUL	16:00	Preliminary Group A	24	ITA - CHN	65 - 52
SAT 22 JUL	16:00	Preliminary Group B	27	GRE - KEN	89 - 21
SAT 22 JUL	16:00	Preliminary Group B	28	UKR - TUR	68 - 62
SAT 22 JUL	18:30	Preliminary Group A	29	CHN - POL	26 - 53
SAT 22 JUL	18:30	Preliminary Group A	30	RUS - ITA	53 - 71
SUN 23 JUL	16:00	Preliminary Group A	35	LTU - CHN	90 - 56
SUN 23 JUL	16:00	Preliminary Group A	36	POL - RUS	49 - 48
MON 24 JUL	11:00	Preliminary Group B	39	KEN - TUR	24 - 88
MON 24 JUL	11:00	Preliminary Group B	40	GRE - UKR	53 - 35

KRONOS

DEAFLYMPICS

WED 19 JUL 2017
Start Time 18:30

Results

Game Duration: 01:39

RUS 43 vs 80 LTU

(9-22; 9-20; 20-21; 5-17)

Referee: Pawel WARDZIAK (POL)
Referee: Nihat KARA (TUR) Meliksoh MERCAN (TUR)

Scoring by 5 min intervals:	Q1		Q2		Q3		Q4	
RUS	6	9	14	18	32	38	41	43
LTU	10	22	30	42	47	63	70	80

RUS - Russia

No.	Name	MIN	Field Goals		2 Points		3 Points		Free Throw		Rebounds			AS	TO	ST	BS	PF	FD	PTS
			M / A	%	M / A	%	M / A	%	M / A	%	OR	DR	TOT							
4	SLUGINA Aleksandra	11:36	1/6	17	1/2	50	0/4	0	0/2	0				1	4	3			1	2
*7	PAKHMUTOVA Sabina	27:24	4/10	40	2/3	67	2/7	29	0/1	0		3	3	4	7	3		3	2	10
*8	KRAT Yulia (C)	21:44	1/3	33	1/3	33					1	3	4	1	1	1		3	1	2
9	GEORGIEVA Anastasiia	12:40	0/5	0	0/2	0	0/3	0	2/4	50	2	3	5		5	1		3	2	2
10	BALANDINA Viktoriia	11:57	1/2	50	1/2	50					1	2	3		2	1			2	2
12	YULAMANOVA Rizhanna	10:00										1	1						1	
*15	STREBKOVA Aleksandra	22:02	2/3	67	2/3	67					1	5	6		3	3	1	2	2	4
22	ANUFRIENKO Daria	14:12							0/2	0	1	1	2	1	2	2		1	1	0
23	OGURTSOVA Svetlana	9:44	1/4	25	1/3	33	0/1	0	0/2	0					3			1	1	2
*24	KALACHAROVA Svetlana	22:53	6/9	67	6/9	67			2/4	50	1	4	5	1	3			1	2	14
*28	LARINA Viktoriia	17:54	0/1	0	0/1	0						3	3					2		0
*30	BLOKHINA Mariia	25:06	2/7	29	2/6	33	0/1	0	1/5	20	1	1	2	4	4	4		2	4	5
Team/Coach											2	1	3		3					
Totals			18/50	36	16/34	47	2/16	13	5/20	25	10	27	37	12	37	18	1	18	19	43

Coach	RYMARCHUK Yury
Assistant	VASILKOV,Aleksandr

LTU - Lithuania

No.	Name	MIN	Field Goals		2 Points		3 Points		Free Throw		Rebounds			AS	TO	ST	BS	PF	FD	PTS
			M / A	%	M / A	%	M / A	%	M / A	%	OR	DR	TOT							
*2	JOCYTE Grazina	4:54	0/1	0	0/1	0						2	2	1	1					0
3	JANKUTE MESKINE Jurgita	9:44	1/1	10	1/1	10					1	1	2		3			5		2
*4	NARUSEVICIUTE Deimante	23:45	3/6	50	2/4	50	1/2	50			1	6	7	1	3	5	1	2	1	7
5	ZEGYTE Agne	15:17	1/7	14	1/3	33	0/4	0	1/3	33	2		2	2	2	3		3	1	3
7	BURBAITE-MACIULIENE Justin	24:31	4/15	27	2/8	25	2/7	29			3	2	5	1	3	3				10
8	MILASAUSKAITE Ausra	17:05	2/6	33	2/5	40	0/1	0			2	3	5	1	1	1		2	2	4
9	BAREIKIENE Sonata	15:53	3/6	50	3/5	60	0/1	0			1	1	2	3	1	4		1	1	6
*13	VALAITYTE Gabriele	24:38	11/15	73	11/15	73			1/5	20	5	3	8	2	5	4		2	4	23
*15	SEGZDAITE Jurgita (C)	27:15	2/6	33	1/1	10	1/5	20	2/2	10		1	1	7	1	2		1	5	7
16	ESKERTAITE Ramune	23:18	6/11	55	3/4	75	3/7	43	3/5	60	2	3	5	1	4		1	2	4	18
*17	SERELYTE Domante	9:45										2	2	1				1		
19	DOBILAITE Eliza	4:25																1		
Team/Coach												6	6							
Totals			33/74	45	26/47	55	7/27	26	7/15	47	17	30	47	20	24	22	2	20	18	80

Coach	DAMBRAUSKAITE Lina
Assistant	MIKALAUSKAITE,Zivile

	RUS	LTU
POINTS IN THE PAIN	28	44
BENCH POINTS	8	43
TIMES TIED	1	

	RUS	LTU
BIGGEST LEAD	3	37
BIGGEST SCORING	12-0 (30-44)	13-0 (6-16)
LEAD CHANGES	2	

WED 19 JUL 2017
Start Time 18:30

Results

Game Duration: 01:39

RUS 43 vs 80 LTU

(9-22; 9-20; 20-21; 5-17)

Referee: Pawel WARDZIAK (POL)
Referee: Nihat KARA (TUR) Meliksoh MERCAN (TUR)

Scoring by 5 min intervals:

	Q1		Q2		Q3		Q4	
RUS	6	9	14	18	32	38	41	43
LTU	10	22	30	42	47	63	70	80

LEGEND

%	Shooting Percentage	*	Game Starters	**AS**	Assists	**BS**	Blocked Shots	**DR**	Defensive Rebounds
FD	Fouls Drawn	**M/A**	Made/Attempts	**MIN**	Minutes Played	**OR**	Offensive Rebounds	**OTx**	Overtime
PF	Fouls	**PTS**	Points	**Qx**	Quarter	**ST**	Steals	**TO**	Turnovers
TOT	Total Rebounds								

WED 19 JUL 2017
Start Time 18:30

Start List

RUS vs LTU

Referee: Pawel WARDZIAK (POL)
Referee: Nihat KARA (TUR) Meliksoh MERCAN (TUR)

RUS - Russia

No.	Name	Pos	Height	Age	Tournament Statistics						
					PPG	FG%	3FG%	FT%	RPG	APG	MPG (GP)
4	SLUGINA Aleksandra			22							
7	PAKHMUTOVA Sabina			17							
8	KRAT Yulia (C)			32							
9	GEORGIEVA Anastasiia			26							
10	BALANDINA Viktoriia			23							
12	YULAMANOVA Rizhanna			29							
15	STREBKOVA Aleksandra			28							
22	ANUFRIENKO Daria			20							
23	OGURTSOVA Svetlana			20							
24	KALACHAROVA Svetlana			22							
28	LARINA Viktoriia			20							
30	BLOKHINA Mariia			16							
	Team			22.9							
Coach	RYMARCHUK Yury										
Assistant Coach	VASILKOV Aleksandr										

LTU - Lithuania

No.	Name	Pos	Height	Age	Tournament Statistics						
					PPG	FG%	3FG%	FT%	RPG	APG	MPG (GP)
2	JOCYTE Grazina			25							
3	JANKUTE J.			25							
4	NARUSEVICIUTE Deiman			34							
5	ZEGYTE Agne			35							
7	BURBAITE J.			31							
8	MILASAUSKAITE Ausra			32							
9	BAREIKIENE Sonata			38							
13	VALAITYTE Gabriele			28							
15	SEGZDAITE Jurgita (C)			28							
16	ESKERTAITE Ramune			20							
17	SERELYTE Domante			22							
19	DOBILAITE Eliza			18							
	Team			28.0							
Coach	DAMBRAUSKAITE Lina										
Assistant Coach	MIKALAUSKAITE Zivile										

LEGEND

(1) Point Guard	**(2)** Shooting Guard	**(3)** Small Forward	**(4)** Power Forward	**(5)** Centre
3FG % 2 Point Field Goals	**APG** Assists per Game	**C** Centre	**F** Forward	**FG** Field Goals %
FT% Free Throws %	**G** Guard	**GP** Games Played	**MIN** Minutes Played per Gam	**Pos** Playing position
PPG Points per Game	**PR** Preliminary	**RP** Rebounds per Game		

THU 20 JUL 2017
Start Time 14:00

Results

Game Duration: 01:51

CHN 77 vs 74 RUS

(25-15; 10-16; 23-25; 19-18)

Referee: Ahnet Taner IBIN (TUR)
Referee: IGLESIAS M.M. (ESP) Kamil ALOK (TUR)

Scoring by 5 min intervals:	Q1		Q2		Q3		Q4	
CHN	18	25	33	35	49	58	67	77
RUS	7	15	23	31	44	56	63	74

CHN - China

No.	Name	MIN	Field Goals		2 Points		3 Points		Free Throws		Rebounds			AS	TO	ST	BS	PF	FD	PTS
			M / A	%	M / A	%	M / A	%	M / A	%	OR	DR	TOT							
*4	WANG Xin	22:01	3/4	75	3/4	75					1	2	3	1	6			2		6
5	LIU Di	19:08	3/7	43	3/4	75	0/3	0			1		1	1	6	3		4		6
6	DAI Qiaoying	0:37																		
*7	ZOU Yuan	36:08	10/22	45	2/2	100	8/20	40	1/4	25	3	6	9	1	4	1	5	4	2	29
*8	ZHOU Chenpei	39:23	1/7	14	1/6	17	0/1	0			2	5	7	7	8			2	1	2
9	JIANG Qiuyue																			
*10	TONG Yafang	24:50	5/10	50	3/4	75	2/6	33				2	2	1	2	1		5		12
*11	ZHANG Dan	36:07	6/10	60	6/10	60			6/11	55	1	11	12	3	2	2		2	7	18
12	SONG Xiaonan	19:09	1/6	17	1/6	17			2/4	50	3	7	10		3			4	2	4
13	LUO Yangyang	2:43										1	1		1			2		
14	XIE Kaili																			
15	CHEN Xiaoping																			
	Team/Coach										2	1	3		1					
	Totals		29/66	44	19/36	53	10/30	33	9/19	47	13	35	48	14	33	7	5	25	12	77

Coach	LIN Xiaofeng
Assistant	CUI,Jianguo

RUS - Russia

No.	Name	MIN	Field Goals		2 Points		3 Points		Free Throws		Rebounds			AS	TO	ST	BS	PF	FD	PTS
			M / A	%	M / A	%	M / A	%	M / A	%	OR	DR	TOT							
4	SLUGINA Aleksandra	12:07	3/10	30	2/6	33	1/4	25			2	1	3		3	1			1	7
*7	PAKHMUTOVA Sabina	31:45	3/13	23	2/9	22	1/4	25	1/4	25	4	5	9	2	3	2		2	4	8
*8	KRAT Yulia	31:35	5/11	45	5/9	56	0/2	0	3/4	75	7	7	14	4	7	4		4	3	13
9	GEORGIEVA Anastasiia	24:46	6/14	43	3/6	50	3/8	38				4	4	2	2	2				15
10	BALANDINA Viktoriia	9:52	0/1	0	0/1	0			2/2	100	1	2	3		1	1			2	2
12	YULAMANOVA Rizhanna																			
*15	STREBKOVA Aleksandra	28:37	2/10	20	2/10	20			4/11	36	3	2	5		2	1		2	7	8
22	ANUFRIENKO Daria	6:48	0/1	0	0/1	0					3	1	4		1			2		0
23	OGURTSOVA Svetlana																			
*24	KALACHAROVA Svetlana	23:04	5/10	50	5/10	50			0/4	0	1	3	4	1	1				2	10
28	LARINA Viktoriia	2:31	1/1	100	1/1	100									2					2
*30	BLOKHINA Mariia	28:56	2/9	22	2/6	33	0/3	0	5/8	63	1		1		2	2		2	6	9
	Team/Coach										3	2	5		3					
	Totals		27/80	34	22/59	37	5/21	24	15/33	45	25	27	52	9	27	13		12	25	74

Coach	RYMARCHUK Yury
Assistant	VASILKOV,Aleksandr

	CHN	RUS
POINTS IN THE PAINT	26	16
BENCH POINTS	10	26
TIMES TIED	2	

	CHN	RUS
BIGGEST LEAD	12	3
BIGGEST SCORING RUN	8-0 (18-7)	13-0 (58-59)
LEAD CHANGES	6	

THU 20 JUL 2017
Start Time 14:00

Results

Game Duration: 01:51

CHN 77 vs 74 RUS

(25-15; 10-16; 23-25; 19-18)

Referee: Ahnet Taner IBIN (TUR)
Referee: IGLESIAS M.M. (ESP) Kamil ALOK (TUR)

Scoring by 5 min intervals:	Q1		Q2		Q3		Q4	
CHN	18	25	33	35	49	58	67	77
RUS	7	15	23	31	44	56	63	74

LEGEND

%	Shooting Percentage	*	Game Starters	**AS**	Assists	**BS**	Blocked Shots	**DR**	Defensive Rebounds
FD	Fouls Drawn	**M/A**	Made/Attempts	**MIN**	Minutes Played	**OR**	Offensive Rebounds	**OTx**	Overtime
PF	Fouls	**PTS**	Points	**Qx**	Quarter	**ST**	Steals	**TO**	Turnovers
TOT	Total Rebounds								

THU 20 JUL 2017
Start Time 14:00

Start List

CHN vs RUS

Referee: Ahnet Taner IBIN (TUR)
Referee: IGLESIAS M.M. (ESP) Kamil ALOK (TUR)

CHN - China

No.	Name	Pos	Height	Age	Tournament Statistics						
					PPG	FG%	3FG%	FT%	RPG	APG	MPG (GP)
4	WANG Xin			22							
5	LIU Di			27							
6	DAI Qiaoying			22							
7	ZOU Yuan			27							
8	ZHOU Chenpei			23							
9	JIANG Qiuyue			25							
10	TONG Yafang			27							
11	ZHANG Dan			27							
12	SONG Xiaonan			30							
13	LUO Yangyang			24							
14	XIE Kaili			23							
15	CHEN Xiaoping			59							
	Team			28.0							
Coach	LIN Xiaofeng										
Assistant Coach	CUI Jianguo										

RUS - Russia

No.	Name	Pos	Height	Age	Tournament Statistics						
					PPG	FG%	3FG%	FT%	RPG	APG	MPG (GP)
4	SLUGINA Aleksandra			22	2.0	17	0	0	0.0	1.0	11:36 (1)
7	PAKHMUTOVA Sabina			17	10.0	40	29	0	3.0	4.0	27:24 (1)
8	KRAT Yulia			32	2.0	33			4.0	1.0	21:44 (1)
9	GEORGIEVA Anastasiia			26	2.0	0	0	50	5.0	0.0	12:40 (1)
10	BALANDINA Viktoriia			23	2.0	50			3.0	0.0	11:57 (1)
12	YULAMANOVA Rizhanna			29	0.0				1.0	0.0	10:00 (1)
15	STREBKOVA Aleksandra			28	4.0	67			6.0	0.0	22:02 (1)
22	ANUFRIENKO Daria			20	0.0			0	2.0	1.0	14:12 (1)
23	OGURTSOVA Svetlana			20	2.0	25	0	0	0.0	0.0	9:44 (1)
24	KALACHAROVA Svetlana			22	14.0	67		50	5.0	1.0	22:53 (1)
28	LARINA Viktoriia			20	0.0	0			3.0	0.0	17:54 (1)
30	BLOKHINA Mariia			16	5.0	29	0	20	2.0	4.0	25:06 (1)
	Team			22.9	43.0	36	14	25	37.0	12.0	
Coach	RYMARCHUK Yury										
Assistant Coach	VASILKOV Aleksandr										

RUS Played		
PR	LTU	43-80

LEGEND

(1)	Point Guard	**(2)**	Shooting Guard	**(3)**	Small Forward	**(4)**	Power Forward	**(5)**	Centre
3FG	% 2 Point Field Goals	**APG**	Assists per Game	**C**	Centre	**F**	Forward	**FG%**	Field Goals %
FT%	Free Throws %	**G**	Guard	**GP**	Games Played	**MIN**	Minutes Played per Game	**Pos**	Playing position
PPG	Points per Game	**PR**	Preliminary	**RPG**	Rebounds per Game				

SAT 22 JUL 2017
Start Time 18:30

Results

Game Duration: 01:55

RUS 53 vs 71 ITA

(11-20; 19-17; 15-17; 8-17)

Referee: Sergiy CHAYKOVSKYY (UKR)
Referee: IGLESIAS M.M. (ESP) Nihat Cetin (TUR)

Scoring by 5 min intervals:	Q1		Q2		Q3		Q4	
RUS	7	11	15	30	41	45	49	53
ITA	6	20	30	37	42	54	59	71

RUS - Russia

No.	Name	MIN	Field Goals		2 Points		3 Points		Free Throw		Rebounds			AS	TO	ST	BS	PF	FD	PTS
			M / A	%	M / A	%	M / A	%	M / A	%	OR	DR	TOT							
4	SLUGINA Aleksandra	14:02	2/8	25			2/8	25			2		2	2	1	1		3	1	6
*7	PAKHMUTOVA Sabina	30:11	5/16	31	3/9	33	2/7	29	7/10	70		4	4	2	4	3		4	5	19
*8	KRAT Yulia (C)	8:49	0/3	0	0/3	0									1		1	4	2	0
*9	GEORGIEVA Anastasiia	28:19	3/10	30	3/5	60	0/5	0	5/7	71		2	2	1	6	3		3	6	11
10	BALANDINA Viktoriia	8:49	0/3	0	0/3	0					1	2	3	1	1					0
12	YULAMANOVA Rizhanna	7:35	0/1	0	0/1	0			0/2	0	1	2	3					2	1	0
*15	STREBKOVA Aleksandra	32:21	2/6	33	2/6	33			4/6	67	6	3	9	1	3			5	3	8
22	ANUFRIENKO Daria	7:48	1/1	10	1/1	10					1	3	4		2		1			2
23	OGURTSOVA Svetlana	3:25	0/1	0	0/1	0														0
*24	KALACHAROVA Svetlana	29:37	3/9	33	3/8	38	0/1	0	0/1	0	2	4	6	3	5	3	1	3	1	6
28	LARINA Viktoriia	2:06													1					
30	BLOKHINA Mariia	26:59	0/4	0	0/2	0	0/2	0	1/6	17	1	2	3	1	3	3		3	3	1
	Team/Coach										2	8	10		1					
	Totals		16/62	26	12/39	31	4/23	17	17/32	53	16	30	46	11	28	13	3	27	22	53

Coach	RYMARCHUK Yury
Assistant	VASILKOV,Aleksandr

ITA - Italy

No.	Name	MIN	Field Goals		2 Points		3 Points		Free Throw		Rebounds			AS	TO	ST	BS	PF	FD	PTS
			M / A	%	M / A	%	M / A	%	M / A	%	OR	DR	TOT							
3	VIANA Noemi	9:20	2/3	67	2/3	67			2/4	50	1	1	2	1	1	2		2	2	6
*4	GALIMBERTI Benedetta	29:33	0/6	0	0/6	0					2	1	3	2	6	2		3	1	0
5	STRAZZARI Viola	6:31	1/3	33	0/2	0	1/1	10												3
6	BENINCASA Martina	0:37																		
*7	SAUTARIELLO Giulia	33:58	5/13	38	5/12	42	0/1	0	6/8	75	1	10	11	7	5	4		2	6	16
*8	CASCIO Simona (C)	34:33	6/12	50	6/12	50			3/4	75	4	4	8	2	2	4		4	3	15
9	GIRONI Francesca Clorinda																			
*11	BONOMI Anna	25:49	6/13	46	6/13	46			2/4	50	8	7	15		4	1		4	6	14
*13	SORRENTINO Simona	34:06	5/16	31	5/15	33	0/1	0	3/7	43	3	8	11	4	5	1		3	7	13
*14	CANALI Sara	21:56	1/5	20	0/3	0	1/2	50	1/4	25	1		1	3	1			4	3	4
18	CHIOSI Chiara	3:37	0/2	0	0/2	0					1	3	4							0
	Team/Coach										2	3	5		1					
	Totals		26/73	36	24/68	35	2/5	40	17/31	55	23	37	60	19	25	14		22	28	71

Coach	BRAIDA Sara
Assistant	SPIRITO,Lorenza

	RUS	ITA
POINTS IN THE PAIN	16	20
BENCH POINTS	9	9
TIMES TIED	2	

	RUS	ITA
BIGGEST LEAD	2	18
BIGGEST SCORING	11-0 (41-42)	8-0 (7-14)
LEAD CHANGES	6	

SAT 22 JUL 2017
Start Time 18:30

Results

Game Duration: 01:55

RUS 53 vs 71 ITA

(11-20; 19-17; 15-17; 8-17)

Referee: Sergiy CHAYKOVSKYY (UKR)
Referee: IGLESIAS M.M. (ESP) Nihat Cetin (TUR)

Scoring by 5 min intervals:	Q1		Q2		Q3		Q4	
RUS	7	11	15	30	41	45	49	53
ITA	6	20	30	37	42	54	59	71

LEGEND

%	Shooting Percentage	*	Game Starters	**AS**	Assists	**BS**	Blocked Shots	**DR**	Defensive Rebounds
FD	Fouls Drawn	**M/A**	Made/Attempts	**MIN**	Minutes Played	**OR**	Offensive Rebounds	**OTx**	Overtime
PF	Fouls	**PTS**	Points	**Qx**	Quarter	**ST**	Steals	**TO**	Turnovers
TOT	Total Rebounds								

SAT 22 JUL 2017
Start Time 18:30

Start List

RUS vs ITA

Referee: Sergiy CHAYKOVSKYY (UKR)
Referee: IGLESIAS M.M. (ESP) Nihat Cetin (TUR)

RUS - Russia

No.	Name	Pos	Height	Age	Tournament Statistics						
					PPG	FG%	3FG%	FT%	RPG	APG	MPG (GP)
4	SLUGINA Aleksandra			22	4.5	25	13	0	1.5	0.5	11:51 (2)
7	PAKHMUTOVA Sabina			17	9.0	30	27	20	6.0	3.0	29:34 (2)
8	KRAT Yulia (C)			32	7.5	43	0	75	9.0	2.5	26:39 (2)
9	GEORGIEVA Anastasiia			26	8.5	32	27	50	4.5	1.0	18:43 (2)
10	BALANDINA Viktoriia			23	2.0	33		100	3.0	0.0	10:54 (2)
12	YULAMANOVA Rizhanna			29	0.0				1.0	0.0	10:00 (1)
15	STREBKOVA Aleksandra			28	6.0	31		36	5.5	0.0	25:19 (2)
22	ANUFRIENKO Daria			20	0.0	0		0	3.0	0.5	10:30 (2)
23	OGURTSOVA Svetlana			20	2.0	25	0	0	0.0	0.0	9:44 (1)
24	KALACHAROVA Svetlana			22	12.0	58		25	4.5	1.0	22:58 (2)
28	LARINA Viktoriia			20	1.0	50			1.5	0.0	10:12 (2)
30	BLOKHINA Mariia			16	7.0	25	0	46	1.5	2.0	27:01 (2)
	Team			22.9	58.5	35	32	38	44.5	10.5	
Coach	RYMARCHUK Yury										
Assistant Coach	VASILKOV Aleksandr										

RUS Played		
PR	LTU	43-80
PR	CHN	74-77

ITA - Italy

No.	Name	Pos	Height	Age	Tournament Statistics						
					PPG	FG%	3FG%	FT%	RPG	APG	MPG (GP)
3	VIANA Noemi			17	0.0	0	0		1.0	0.7	7:19 (3)
4	GALIMBERTI Benedetta			37	5.0	33	33	67	4.0	1.7	30:49 (3)
5	STRAZZARI Viola			16	1.5	20	50		1.5	0.0	11:59 (2)
6	BENINCASA Martina			18	0.0	0			1.0	0.0	8:42 (3)
7	SAUTARIELLO Giulia			21	15.3	35	6	60	7.3	2.7	31:36 (3)
8	CASCIO Simona (C)			28	7.0	34		20	6.3	1.7	30:39 (3)
9	GIRONI F.			18	0.0				0.0	0.0	2:52 (1)
11	BONOMI Anna			30	6.0	50		50	6.7	0.3	20:52 (3)
13	SORRENTINO Simona			19	11.0	36	33	50	6.7	1.0	26:45 (3)
14	CANALI Sara			22	4.7	25	20	30	3.3	2.7	30:00 (3)
18	CHIOSI Chiara			20	0.7	33			0.7	0.0	4:11 (3)
	Team			22.4	50.7	33	21	48	46.0	10.7	
Coach	BRAIDA Sara										
Assistant Coach	SPIRITO Lorenza										

ITA Played		
PR	POL	49-48
PR	LTU	38-75
PR	CHN	65-52

LEGEND

(1) Point Guard	**(2)** Shooting Guard	**(3)** Small Forward	**(4)** Power Forward	**(5)** Centre
3FG % 2 Point Field Goals	**APG** Assists per Game	**C** Centre	**F** Forward	**FG** Field Goals %
FT% Free Throws %	**G** Guard	**GP** Games Played	**MIN** Minutes Played per Gam	**Pos** Playing position
PPG Points per Game	**PR** Preliminary	**RP** Rebounds per Game		

SUN 23 JUL 2017
Start Time 16:00

Results

Game Duration: 01:44

LTU 90 vs 56 CHN

(34-11; 15-24; 18-10; 23-11)

Referee: Ahmet AKAN (TUR)
Referee: Cansu YILMAZ (TUR) Bark ARSLAN (TUR)

Scoring by 5 min intervals:	Q1		Q2		Q3		Q4	
LTU	20	34	38	49	63	67	75	90
CHN	7	11	29	35	40	45	50	56

LTU - Lithuania

No.	Name	MIN	Field Goals		2 Points		3 Points		Free Throws		Rebounds			AS	TO	ST	BS	PF	FD	PTS
			M / A	%	M / A	%	M / A	%	M / A	%	OR	DR	TOT							
*2	JOCYTE Grazina	22:23	4/15	27	4/11	36	0/4	0			3	4	7	2	2	2	1	1	1	8
3	JANKUTE MESKINE Jurgita	10:53	1/2	50	1/2	50					2	6	8		2	2		2		2
4	NARUSEVICIUTE Deimante	12:36	2/5	40	2/5	40			2/2	100	1	1	2			1			1	6
5	ZEGYTE Agne	22:06	0/3	0	0/1	0	0/2	0	1/2	50	1	2	3	1	2	2		1	1	1
*7	BURBAITE-MACIULIENE Justina	17:56	10/17	59	8/10	80	2/7	29			5		5	2	3	2		4	1	22
*8	MILASAUSKAITE Ausra	17:51	2/4	50	1/2	50	1/2	50	1/2	50		2	2	1					1	6
9	BAREIKIENE Sonata	18:45	1/7	14	1/7	14			1/2	50	4	3	7	2	3	2		2	3	3
*13	VALAITYTE Gabriele	24:39	7/12	58	7/12	58			3/10	30	5	5	10	3		1		2	5	17
*15	SEGZDAITE Jurgita (C)	21:23	2/5	40	2/3	67	0/2	0	2/3	67		1	1	3		1			2	6
16	ESKERTAITE Ramune	15:16	4/7	57	2/4	50	2/3	67	5/7	71	1	3	4		3	2			4	15
17	SERELYTE Domante	9:56	1/3	33	1/3	33					3		3		1		1			2
19	DOBILAITE Eliza	7:55	1/1	100	1/1	100					1	1	2	1						2
	Team/Coach										1	2	3		2					
	Totals		35/81	43	30/61	49	5/20	25	15/28	54	27	30	57	15	18	15	2	12	19	90
Coach	DAMBRAUSKAITE Lina																			
Assistant	MIKALAUSKAITE,Zivile																			

CHN - China

No.	Name	MIN	Field Goals		2 Points		3 Points		Free Throws		Rebounds			AS	TO	ST	BS	PF	FD	PTS
			M / A	%	M / A	%	M / A	%	M / A	%	OR	DR	TOT							
*4	WANG Xin	27:07	0/2	0	0/2	0					1	5	6		2			4		0
5	LIU Di	29:22	5/13	38	1/5	20	4/8	50	2/2	100	1	3	4	2	6	4		1	2	16
6	DAI Qiaoying	0:33																		
*7	ZOU Yuan (C)	23:14	3/12	25	2/2	100	1/10	10				3	3	2	2	1	1			7
*8	ZHOU Chenpei	35:54	2/14	14	2/12	17	0/2	0			3	3	6	6	7	2		2	2	4
9	JIANG Qiuyue	5:29																1		
*10	TONG Yafang	36:34	10/20	50	5/8	63	5/12	42	2/2	100		5	5	1	11	2		4	7	27
*11	ZHANG Dan	28:43	1/1	100	1/1	100					2	4	6	3	1			4	1	2
12	SONG Xiaonan	5:58													1					
13	LUO Yangyang	7:40	0/1	0	0/1	0					1		1		1	1		3		0
14	XIE Kaili																			
15	CHEN Xiaoping																			
	Team/Coach										2	3	5							
	Totals		21/63	33	11/31	35	10/32	31	4/4	100	10	26	36	14	31	10	1	19	12	56
Coach	LIN Xiaofeng																			
Assistant	CUI,Jianguo																			

	LTU	CHN
POINTS IN THE PAINT	10	12
BENCH POINTS	31	16
TIMES TIED	1	

	LTU	CHN
BIGGEST LEAD	34	1
BIGGEST SCORING RUN	23-0 (29-7)	9-0 (37-23)
LEAD CHANGES	5	

SUN 23 JUL 2017
Start Time 16:00

Results

Game Duration: 01:44

LTU 90 vs 56 CHN

(34-11; 15-24; 18-10; 23-11)

Referee: Ahmet AKAN (TUR)
Referee: Cansu YILMAZ (TUR) Bark ARSLAN (TUR)

Scoring by 5 min intervals:	Q1		Q2		Q3		Q4	
LTU	20	34	38	49	63	67	75	90
CHN	7	11	29	35	40	45	50	56

LEGEND

%	Shooting Percentage	*	Game Starters	**AS**	Assists	**BS**	Blocked Shots	**DR**	Defensive Rebounds
FD	Fouls Drawn	**M/A**	Made/Attempts	**MIN**	Minutes Played	**OR**	Offensive Rebounds	**OTx**	Overtime
PF	Fouls	**PTS**	Points	**Qx**	Quarter	**ST**	Steals	**TO**	Turnovers
TOT	Total Rebounds								

SUN 23 JUL 2017
Start Time 16:00

Start List

LTU vs CHN

Referee: Ahmet AKAN (TUR)
Referee: Cansu YILMAZ (TUR) Bark ARSLAN (TUR)

LTU - Lithuania

No.	Name	Pos	Height	Age	Tournament Statistics						
					PPG	FG%	3FG%	FT%	RPG	APG	MPG (GP)
2	JOCYTE Grazina			25	5.0	56	0		1.5	1.0	9:45 (2)
3	JANKUTE J.			25	1.0	33			2.0	0.5	9:16 (2)
4	NARUSEVICIUTE Deimante			34	9.0	43	25	83	6.0	1.0	23:49 (2)
5	ZEGYTE Agne			35	3.0	18	17	33	4.0	2.5	19:26 (2)
7	BURBAITE J.			31	9.0	27	22	67	4.5	0.5	19:30 (2)
8	MILASAUSKAITE Ausra			32	4.5	31	25		2.5	0.5	15:13 (2)
9	BAREIKIENE Sonata			38	5.0	50	0	0	2.0	3.0	15:53 (2)
13	VALAITYTE Gabriele			28	15.5	57	0	33	10.0	2.0	27:18 (2)
15	SEGZDAITE Jurgita (C)			28	10.5	46	40	83	2.0	5.0	24:22 (2)
16	ESKERTAITE Ramune			20	15.0	43	36	71	3.5	1.0	24:27 (2)
17	SERELYTE Domante			22	0.0				1.0	0.5	7:14 (2)
19	DOBILAITE Eliza			18	0.0	0			0.0	0.0	3:58 (2)
	Team			28.0	69.7	34	66	49	49.0	15.3	
Coach	DAMBRAUSKAITE Lina										
Assistant Coach	MIKALAUSKAITE Zivile										

LTU Played		
PR	RUS	80-43
PR	ITA	75-38
PR	POL	54-35

CHN - China

No.	Name	Pos	Height	Age	Tournament Statistics						
					PPG	FG%	3FG%	FT%	RPG	APG	MPG (GP)
4	WANG Xin			22	3.7	50		50	4.3	1.7	28:29 (3)
5	LIU Di			27	3.3	29	0		1.7	0.7	17:15 (3)
6	DAI Qiaoying			22	0.0				0.0	0.0	0:37 (1)
7	ZOU Yuan (C)			27	17.3	33	33	17	6.3	2.0	31:23 (3)
8	ZHOU Chenpei			23	8.3	28	0	38	6.3	4.0	39:04 (3)
9	JIANG Qiuyue			25							
10	TONG Yafang			27	9.3	35	20		1.7	1.0	31:28 (3)
11	ZHANG Dan			27	7.3	35		40	11.3	1.3	37:51 (3)
12	SONG Xiaonan			30	2.3	25		43	5.3	0.0	13:23 (3)
13	LUO Yangyang			24	0.0				1.0	0.0	2:43 (1)
14	XIE Kaili			23							
15	CHEN Xiaoping			59							
	Team			28.0	51.7	33	68	37	42.7	10.7	
Coach	LIN Xiaofeng										
Assistant Coach	CUI Jianguo										

CHN Played		
PR	RUS	77-74
PR	ITA	52-65
PR	POL	26-53

LEGEND

(1)	Point Guard	**(2)**	Shooting Guard	**(3)**	Small Forward	**(4)**	Power Forward	**(5)**	Centre
3FG	% 2 Point Field Goals	**APG**	Assists per Game	**C**	Centre	**F**	Forward	**FG%**	Field Goals %
FT%	Free Throws %	**G**	Guard	**GP**	Games Played	**MIN**	Minutes Played per Game	**Pos**	Playing position
PPG	Points per Game	**PR**	Preliminary	**RPG**	Rebounds per Game				

SUN 23 JUL 2017
Start Time 16:00

Results

Game Duration: 01:40

POL 49 vs 48 RUS

(25-10; 10-11; 8-16; 6-11)

Referee: Nihat Cetin (TUR)
Referee: Emircan OZKAN (TUR) Almina KOCABAS (TUR)

Scoring by 5 min intervals:	Q1		Q2		Q3		Q4	
POL	13	25	27	35	37	43	47	49
RUS	6	10	19	21	29	37	41	48

POL - Poland

No.	Name	MIN	Field Goals		2 Points		3 Points		Free Throw		Rebounds			AS	TO	ST	BS	PF	FD	PTS
			M / A	%	M / A	%	M / A	%	M / A	%	OR	DR	TOT							
*6	PYSKLO Natalia	30:50	2/9	22	0/6	0	2/3	67				1	1	1	4	4		1	1	6
*7	KRYGOWSKA Agata	39:51	2/14	14	1/8	13	1/6	17	5/5	10	2	5	7	4	7	4		2	5	10
*8	DOBEJKO Matylda	33:36	4/14	29	4/12	33	0/2	0	2/6	33	6	10	16	2	9	5		4	7	10
*9	FIGIEL Maria	37:11	5/13	38	5/12	42	0/1	0	1/3	33	1	5	6	2	3	4		2	2	11
10	PRZYBYL Karolina (C)	9:10	0/2	0	0/2	0					3	1	4		3	1			1	0
12	STOCKA Malgorzata																			
13	BYCZKOWSKA Marta	6:33									1		1			1				
14	ZELENT Agata	2:49																1		
*15	SZCZYGIEL Dominika	40:00	4/19	21	4/19	21			4/5	80	6	6	12		4	2	6	1	5	12
	Team/Coach										2	6	8							
	Totals		17/71	24	14/59	24	3/12	25	12/19	63	21	34	55	9	30	21	6	11	21	49

Coach	ROMANOWSKI Tomasz
Assistant	JACYNA,Maciej

RUS - Russia

No.	Name	MIN	Field Goals		2 Points		3 Points		Free Throw		Rebounds			AS	TO	ST	BS	PF	FD	PTS
			M / A	%	M / A	%	M / A	%	M / A	%	OR	DR	TOT							
4	SLUGINA Aleksandra	17:52	3/10	30	1/4	25	2/6	33	0/2	0	1		1		2	3		1	3	8
*7	PAKHMUTOVA Sabina	28:52	5/19	26	5/14	36	0/5	0			2	1	3	4	6	5		4		10
*8	KRAT Yulia (C)	26:09	3/8	38	2/6	33	1/2	50			3	9	12	2	4	3	1	4	2	7
*9	GEORGIEVA Anastasiia	25:40	2/11	18	1/6	17	1/5	20			3	3	6	2	2			4		5
10	BALANDINA Viktoriia	0:09																		
*12	YULAMANOVA Rizhanna	27:45	4/9	44	4/9	44			1/1	10	3	5	8		2	3	1	3	2	9
*15	STREBKOVA Aleksandra	27:36	0/7	0	0/7	0			1/2	50	2	3	5	1	5	1		2	1	1
22	ANUFRIENKO Daria	4:53																1		
23	OGURTSOVA Svetlana	1:38													1					
24	KALACHAROVA Svetlana	22:01	3/8	38	3/7	43	0/1	0	0/1	0		7	7		4	3	1	2	2	6
28	LARINA Viktoriia	5:11	0/1	0			0/1	0												0
*30	BLOKHINA Mariia	18:42	1/4	25	1/4	25						2	2		3	1			1	2
	Team/Coach										4	6	10		3					
	Totals		21/77	27	17/57	30	4/20	20	2/6	33	18	36	54	9	32	19	3	21	11	48

Coach	RYMARCHUK Yury
Assistant	VASILKOV,Aleksandr

	POL	RUS
POINTS IN THE PAIN	26	28
BENCH POINTS	0	14
TIMES TIED	1	

	POL	RUS
BIGGEST LEAD	15	2
BIGGEST SCORING	10-0 (10-2)	8-0 (35-29)
LEAD CHANGES	3	

LEGEND

%	Shooting Percentage	*	Game Starters	**AS**	Assists	**BS**	Blocked Shots	**DR**	Defensive Rebounds
FD	Fouls Drawn	**M/A**	Made/Attempts	**MIN**	Minutes Played	**OR**	Offensive Rebounds	**OTx**	Overtime
PF	Fouls	**PTS**	Points	**Qx**	Quarter	**ST**	Steals	**TO**	Turnovers
TOT	Total Rebounds								

SUN 23 JUL 2017
Start Time 16:00

Start List

POL vs RUS

Referee: Nihat Cetin (TUR)
Referee: Emircan OZKAN (TUR) Almina KOCABAS (TUR)

POL - Poland

No.	Name	Pos	Height	Age	Tournament Statistics						
					PPG	FG%	3FG%	FT%	RPG	APG	MPG (GP)
6	PYSKLO Natalia			19	1.0	25	0	0	1.5	0.0	12:55 (2)
7	KRYGOWSKA Agata			30	12.5	25	40	83	7.5	7.5	39:57 (2)
8	DOBEJKO Matylda			18	10.5	26	19	0	4.0	2.0	30:19 (2)
9	FIGIEL Maria			34	5.0	28		0	11.0	3.5	36:04 (2)
10	PRZYBYL Karolina (C)			21	1.5	13	50	0	11.0	1.0	30:47 (2)
12	STOCKA Malgorzata			33	0.0				1.0	0.0	1:25 (2)
13	BYCZKOWSKA Marta			20	0.0				0.0	0.5	2:47 (2)
14	ZELENT Agata			28	0.0	0			1.5	0.0	3:58 (2)
15	SZCZYGIEL Dominika			20	18.5	58		50	13.0	0.5	38:34 (2)
	Team			24.8	45.3	32	130	29	53.3	12.3	
Coach	ROMANOWSKI Tomasz										
Assistant Coach	JACYNA Maciej										

POL Played		
PR	ITA	48-49
PR	LTU	35-54
PR	CHN	53-26

RUS - Russia

No.	Name	Pos	Height	Age	Tournament Statistics						
					PPG	FG%	3FG%	FT%	RPG	APG	MPG (GP)
4	SLUGINA Aleksandra			22	5.0	25	19	0	1.7	1.0	12:35 (3)
7	PAKHMUTOVA Sabina			17	12.3	31	28	53	5.3	2.7	29:46 (3)
8	KRAT Yulia (C)			32	5.0	35	0	75	6.0	1.7	20:42 (3)
9	GEORGIEVA Anastasiia			26	9.3	31	19	64	3.7	1.0	21:55 (3)
10	BALANDINA Viktoriia			23	1.3	17		100	3.0	0.3	10:12 (3)
12	YULAMANOVA Rizhanna			29	0.0	0		0	2.0	0.0	8:47 (2)
15	STREBKOVA Aleksandra			28	6.7	32		47	6.7	0.3	27:40 (3)
22	ANUFRIENKO Daria			20	0.7	50		0	3.3	0.3	9:36 (3)
23	OGURTSOVA Svetlana			20	1.0	20	0	0	0.0	0.0	6:34 (2)
24	KALACHAROVA Svetlana			22	10.0	50	0	22	5.0	1.7	25:11 (3)
28	LARINA Viktoriia			20	0.7	50			1.0	0.0	7:30 (3)
30	BLOKHINA Mariia			16	5.0	20	0	37	2.0	1.7	27:00 (3)
	Team			22.9	56.7	32	37	44	45.0	10.7	
Coach	RYMARCHUK Yury										
Assistant Coach	VASILKOV Aleksandr										

RUS Played		
PR	LTU	43-80
PR	CHN	74-77
PR	ITA	53-71

LEGEND

(1) Point Guard	**(2)** Shooting Guard	**(3)** Small Forward	**(4)** Power Forward	**(5)** Centre
3FG % 2 Point Field Goals	**APG** Assists per Game	**C** Centre	**F** Forward	**FG** Field Goals %
FT% Free Throws %	**G** Guard	**GP** Games Played	**MIN** Minutes Played per Gam	**Pos** Playing position
PPG Points per Game	**PR** Preliminary	**RP** Rebounds per Game		

Team Roster

As of FRI 21 JUL 2017 at 12:46

ARG - Argentina

No.	Name	Height	Date of Birth	Age
4	GALANTI SIAN Diego Martin		31 AUG 1977	40
6	RAFFIN Marcos Luis		11 JUL 1984	33
7	PERTICARARI Manuel		3 FEB 1991	26
8	FABER Joaquin		26 FEB 1998	19
9	CARMAGNAC Santiago		28 APR 1993	24
10	HERRERO Facundo		16 JAN 1991	26
11	REYNA Joaquin Omar		11 DEC 1995	21
12	ARMANDO Jorge Gaston		23 MAY 1987	30
13	FERREYRA German Alejandro		13 AUG 1993	24
14	FERNANDEZ Fabio		4 MAY 1992	25
	Team averages			26.8

Coach Roberto Ariel BRITOS

Assistant Coach TREVISI Guido

Team Uniform Color

Light White

Dark Blue

LEGEND

(1)	Point Guard	**(2)**	Shooting Guard	**(3)**	Small Forward	**(4)**	Power Forward	**(5)**	Centre
(C)	Captain	**C**	Centre	**F**	Forward	**G**	Guard	**Int.**	Internazionale
No.	Uniform Number	**Pos**	Playing position						

Team Roster

As of FRI 21 JUL 2017 at 12:46

AUS - Australia

No.	Name	Height	Date of Birth	Age
4	CARTLEDGE Samuel James		15 DEC 1993	24
5	CRICK Shane Michael		9 SEP 1994	22
6	WOOLMER Jordan Danny		5 FEB 1992	25
7	WILLIAMS Morgan		19 OCT 1992	25
8	QUINN Samuel		3 OCT 1977	39
9	JACKSON Lachlan		5 OCT 1992	24
10	BILYJ Mark		4 DEC 1985	31
11	BROOKS Callan		11 APR 1992	25
12	DURNAOGLU Halil		10 APR 1981	36
14	LANE Patrick		29 DEC 1989	28
15	ROBINS Ben		21 FEB 2001	16
	Team averages			26.8

Coach Brent REID

Assistant Coach MCRAE Ramunas

Team Uniform Color

Light Yellow

Dark Green

LEGEND

(1)	Point Guard	**(2)**	Shooting Guard	**(3)**	Small Forward	**(4)**	Power Forward	**(5)**	Centre
(C)	Captain	**C**	Centre	**F**	Forward	**G**	Guard	**Int.**	Internazionale
No.	Uniform Number	**Pos**	Playing position						

Team Roster

As of FRI 21 JUL 2017 at 12:46

GRE - Greece

No.	Name	Height	Date of Birth	Age
4	KOSKINAS Elisaios		8 JAN 1992	25
5	ERINAKIS Ioannis		31 AUG 1985	32
6	STREKLAS Konstantinos		21 JAN 1982	35
7	TASIOULIS Ioannis		14 MAR 1975	42
8	TETOROS Georgios		2 OCT 1983	33
9	GRILLIS Sideris(C)		14 DEC 1981	36
10	APTOSOGLOU Michail		5 MAY 1983	34
11	NTIKOUDIS Panagiotis		1 NOV 1977	39
12	TSAGKAROULIS Georgios		24 JAN 1990	27
13	PAGKRATIS Christos		27 JUN 1981	36
14	PETALAS Rafail		6 OCT 1995	21
15	NTERTILIS Evangelos		30 OCT 1980	37
	Team averages			33.1

Coach Ioannis PAPADOPOULOS

Assistant Coach PAPADOPPOULOS Theofanis

Team Uniform Color

Light White

Dark Blue

LEGEND

(1)	Point Guard	**(2)**	Shooting Guard	**(3)**	Small Forward	**(4)**	Power Forward	**(5)**	Centre
(C)	Captain	**C**	Centre	**F**	Forward	**G**	Guard	**Int.**	Internazionale
No.	Uniform Number	**Pos**	Playing position						

Team Roster

As of FRI 21 JUL 2017 at 12:46

KEN - Kenya

No.	Name	Height	Date of Birth	Age
4	ONDWARI Dickson Manyange		12 JUL 1990	27
5	ODHIAMBO Elvis		23 JAN 1982	35
7	MUSALIA Calvin		31 MAY 1985	32
8	GICHUKI Charles Ngugi		13 OCT 1982	35
9	KAMAU Peter Kagotho		23 APR 1976	41
10	OCHOLLAH Daniel Ochieng		20 AUG 1991	26
11	OGEKA James Odhiambo		20 SEP 1992	25
12	KABAKA Caleb		27 FEB 1982	35
13	OLOO Fredrick		26 NOV 1985	32
	Team averages			32.0

Coach Charles GORO

Assistant Coach NYAMWEYA Innocent

Team Uniform Color

Light Red

Dark Black

LEGEND

(1)	Point Guard	**(2)**	Shooting Guard	**(3)**	Small Forward	**(4)**	Power Forward	**(5)**	Centre
(C)	Captain	**C**	Centre	**F**	Forward	**G**	Guard	**Int.**	Internazionale
No.	Uniform Number	**Pos**	Playing position						

Team Roster

As of FRI 21 JUL 2017 at 12:46

LTU - Lithuania

No.	Name	Height	Date of Birth	Age
4	SANKAUSKAS Laurynas		15 OCT 1998	19
5	KUBILIUS Arunas		11 MAY 1986	31
6	NAVLICKAS Justinas(C)		2 SEP 1981	35
7	BAREIKIS Arvydas		9 JUL 1980	37
8	GUZAUSKAS Lukas		13 OCT 1995	22
9	VAINIUS Martynas		27 APR 1981	36
10	PUZINAS Robertas		8 DEC 1977	39
11	VAICIULIS Mantvydas		3 DEC 1994	22
12	LAURINAITIS Lukas		23 AUG 1993	24
13	ZUKAS Gediminas		30 AUG 1991	26
14	BIRIETA Karolis		23 NOV 1989	28
15	ZENEVIC Andrej		13 JAN 1991	26
	Team averages			28.8

Coach Algimantas SATAS

Assistant Coach JURKSA Algirdas

Team Uniform Color

Light White

Dark Green

LEGEND

(1)	Point Guard	**(2)**	Shooting Guard	**(3)**	Small Forward	**(4)**	Power Forward	**(5)**	Centre
(C)	Captain	**C**	Centre	**F**	Forward	**G**	Guard	**Int.**	Internazionale
No.	Uniform Number	**Pos**	Playing position						

Team Roster

As of FRI 21 JUL 2017 at 12:46

POL - Poland

No.	Name	Height	Date of Birth	Age
4	SOBCZAK January		3 DEC 1997	19
5	KACZMAREK Mateusz		30 OCT 1997	20
6	CZUPRYN Mateusz		16 JAN 2000	17
7	GAWRYS Maciej		27 FEB 1994	23
8	WANIA Jakub(C)		3 FEB 1993	24
9	LEWANDOWICZ Mikolaj		26 APR 1982	35
10	INGLOT Wojciech		16 SEP 1989	28
11	SILVA PEREZ Edwin Manuel		14 DEC 1988	29
13	WUDARCZYK Jakub		7 NOV 1994	22
15	KWASEK Mariusz		26 AUG 1980	37
	Team averages			25.4

Coach Roman MYSLIWIEC

Assistant Coach WANIA Jakub

Team Uniform Color

Light White

Dark Red

LEGEND

(1)	Point Guard	**(2)**	Shooting Guard	**(3)**	Small Forward	**(4)**	Power Forward	**(5)**	Centre
(C)	Captain	**C**	Centre	**F**	Forward	**G**	Guard	**Int.**	Internazionale
No.	Uniform Number	**Pos**	Playing position						

KRONOS

Team Roster

As of FRI 21 JUL 2017 at 12:46

RUS - Russia

No.	Name	Height	Date of Birth	Age
4	AGABABYAN Levon		27 JUL 1994	23
5	MAKSIMOV Sergei		17 NOV 1990	27
8	LAPINSKIY Nikolay		12 DEC 1988	28
9	SAZANOV Sergey		31 AUG 1987	30
10	GEKMAN Dmitry		6 MAR 1987	30
11	YURKOV Daniil		11 MAR 1998	19
13	GUSEV Dmitry		16 OCT 1985	32
14	KARKAVIN Kirill		5 FEB 1988	29
15	BOCHKOV Alexander		11 DEC 1983	33
42	MITYUKOV Igor		16 AUG 1989	28
50	SYROVATSKII Roman		10 JAN 1995	22
	Team averages			27.4

Coach Aleksandr VASILKOV

Assistant Coach RYMARCHUK Yury

Team Uniform Color

Light White

Dark Blue

LEGEND

(1)	Point Guard	**(2)**	Shooting Guard	**(3)**	Small Forward	**(4)**	Power Forward	**(5)**	Centre
(C)	Captain	**C**	Centre	**F**	Forward	**G**	Guard	**Int.**	Internazionale
No.	Uniform Number	**Pos**	Playing position						

Team Roster

As of FRI 21 JUL 2017 at 12:46

SLO - Slovenia

No.	Name	Height	Date of Birth	Age
4	SEBJAN Damjan		16 SEP 1973	44
6	ZABOT Luka		16 JAN 1995	22
7	ORESNIK Jan		7 JUL 1992	25
8	MORD Lukas		28 SEP 2000	17
9	MAKUC Matic		27 DEC 1990	27
10	STARC Domen		21 SEP 1981	36
11	KODERMAN Jurij		9 MAR 1985	32
12	ZUPAN Miha		13 SEP 1982	35
13	LUKIC Sasa		4 FEB 1979	38
14	MRSA Sime		21 JAN 1964	53
15	RANKOVIC Peter		9 FEB 1978	39
16	PERIC Aleksandar		27 SEP 1986	31
	Team averages			33.3

Coach Jernej VISNIKAR

Assistant Coach CESAR Igor

Team Uniform Color

Light White

Dark Green

LEGEND

(1)	Point Guard	**(2)**	Shooting Guard	**(3)**	Small Forward	**(4)**	Power Forward	**(5)**	Centre
(C)	Captain	**C**	Centre	**F**	Forward	**G**	Guard	**Int.**	Internazionale
No.	Uniform Number	**Pos**	Playing position						

Team Roster

As of FRI 21 JUL 2017 at 12:46

TPE - Chinese Taipei

No.	Name	Height	Date of Birth	Age
4	TSENG Tzu-Yu		16 OCT 1996	21
5	CHANG Chun-Wei		8 OCT 1992	24
6	CHEN Ying-Jen		15 OCT 1989	28
7	CHEN Chun-Yen		28 JUL 1984	33
8	KUO Chun-Chen		13 DEC 1998	19
9	HSU Sheng-Chieh		27 MAY 1994	23
10	WU Chi-Tao		30 JAN 1990	27
11	HSIEN Chen-Yu		14 JUL 1985	32
12	WU Shang-Tse		12 NOV 1999	17
15	CHEN Kuang-Min		11 FEB 1996	21
	Team averages			24.5

Coach Pi-Cheng TENG

Assistant Coach TENG Pi-Yun

Team Uniform Color

Light White

Dark Blue

LEGEND

(1)	Point Guard	**(2)**	Shooting Guard	**(3)**	Small Forward	**(4)**	Power Forward	**(5)**	Centre
(C)	Captain	**C**	Centre	**F**	Forward	**G**	Guard	**Int.**	Internazionale
No.	Uniform Number	**Pos**	Playing position						

Team Roster

As of FRI 21 JUL 2017 at 12:46

TUR - Turkey

No.	Name	Height	Date of Birth	Age
9	KARATAS Mert		6 NOV 1993	23
10	DURSUN Bulent		13 DEC 1990	27
12	KAYA Ali		21 MAY 1991	26
13	CITLAK Sarp Arman		13 FEB 1995	22
14	GOKALP Emrullah		15 JAN 1994	23
18	KARAOGLAN Ilhan Cem		21 SEP 1995	22
20	OTAMIS Omer		13 SEP 1992	25
22	COBAN Hakan		8 MAR 1993	24
35	AVCI Altiner		5 DEC 1994	22
41	SEVINC Aytac		8 OCT 1988	28
53	INCEARAP Goktug Can		31 JAN 1996	21
62	KOCLU Volkan		10 NOV 1986	30
	Team averages			24.4

Coach Cengiz KURU

Assistant Coach UYSAL Harettin Necati

Team Uniform Color

Light White

Dark Red

LEGEND

(1)	Point Guard	**(2)**	Shooting Guard	**(3)**	Small Forward	**(4)**	Power Forward	**(5)**	Centre
(C)	Captain	**C**	Centre	**F**	Forward	**G**	Guard	**Int.**	Internazionale
No.	Uniform Number	**Pos**	Playing position						

Team Roster

As of FRI 21 JUL 2017 at 12:46

UKR - Ukraine

No.	Name	Height	Date of Birth	Age
	FOMENKO Oleksandr		1 NOV 1986	30
6	KROPYVIANSKYI Yehor		30 AUG 1999	18
7	MELNYCHENKO Dmytro		26 AUG 1992	25
8	KIM Maksym		30 JUL 1992	25
9	STRYZHEVSKYI Iurii		8 AUG 1992	24
11	DIDENKO Oleksandr		21 MAY 1991	26
13	RIAZANTSEV Pavlo		13 JAN 1995	22
15	KUZNETSOV Oleksandr		20 JUL 1978	39
23	SHESTERYKOV Stanislav		13 SEP 1985	32
30	BUKIN Serhiy		16 APR 1987	30
87	YAKOVLIEV Kyrylo		1 MAY 1987	30
91	RAUS Andrii		12 SEP 1991	25
	Team averages			27.2

Coach Stanislav KAKOVKIN

Assistant Coach NETORA Iurii

Team Uniform Color

Light Yellow

Dark Blue

LEGEND

(1)	Point Guard	**(2)**	Shooting Guard	**(3)**	Small Forward	**(4)**	Power Forward	**(5)**	Centre
(C)	Captain	**C**	Centre	**F**	Forward	**G**	Guard	**Int.**	Internazionale
No.	Uniform Number	**Pos**	Playing position						

Team Roster

As of FRI 21 JUL 2017 at 12:46

VEN - Venezuela

No.	Name	Height	Date of Birth	Age
4	PACHECO Carlos Usain		20 JAN 1981	36
5	ESCALONA Carlos Jose		6 MAY 1982	35
6	JIMENEZ Jhonny		6 OCT 1997	19
8	CATARI QUINTERO Bryan Alexander		5 APR 1994	23
9	OJEDA RENGIFO Jose Rafael		3 MAY 1989	28
10	BLANCO BRICENO Miguel Angel		16 JUN 1989	28
11	ROMERO IZAGUIRRE Luis Enrique		10 FEB 1978	39
12	SANZ PALACIOS Yorman Enrique		4 JUL 1989	28
13	CRESPO COLMENAREZ Roger Alberto		11 FEB 1989	28
14	PERDOMO F.(C)		10 JUL 1988	29
15	LEON Juan		23 AUG 1988	29
16	AVILA FLORES Wilson Fernando		30 JAN 1986	31
	Team averages			29.4

Coach Miguel GONZALEZ

Assistant Coach GONZALEZ Miguel

Team Uniform Color

Light White

Dark Red

LEGEND

(1)	Point Guard	**(2)**	Shooting Guard	**(3)**	Small Forward	**(4)**	Power Forward	**(5)**	Centre
(C)	Captain	**C**	Centre	**F**	Forward	**G**	Guard	**Int.**	Internazionale
No.	Uniform Number	**Pos**	Playing position						

Medallists

As of SAT 29 JUL 2017 at 20:25

Gold	Silver	Bronze
LTU - Lithuania	**VEN - Venezuela**	**UKR - Ukraine**
4 SANKAUSKAS Laurynas	4 PACHECO Carlos Usain	0 FOMENKO Oleksandr
5 KUBILIUS Arunas	5 ESCALONA Carlos Jose	6 KROPYVIANSKYI Yehor
6 NAVLICKAS Justinas	6 JIMENEZ Jhonny	7 MELNYCHENKO Dmytro
7 BAREIKIS Arvydas	8 CATARI QUINTERO Bryan Alexander	8 KIM Maksym
8 GUZAUSKAS Lukas	9 OJEDA RENGIFO Jose Rafael	9 STRYZHEVSKYI Iurii
9 VAINIUS Martynas	10 BLANCO BRICENO Miguel Angel	11 DIDENKO Oleksandr
10 PUZINAS Robertas	11 ROMERO IZAGUIRRE Luis Enrique	13 RIAZANTSEV Pavlo
11 VAICIULIS Mantvydas	12 SANZ PALACIOS Yorman Enrique	15 KUZNETSOV Oleksandr
12 LAURINAITIS Lukas	13 CRESPO COLMENAREZ Roger Alberto	23 SHESTERYKOV Stanislav
13 ZUKAS Gediminas	14 PERDOMO RODRIGUEZ Felix Alberto	30 BUKIN Serhiy
14 BIRIETA Karolis	15 LEON Juan	87 YAKOVLIEV Kyrylo
15 ZENEVIC Andrej	16 AVILA FLORES Wilson Fernando	91 RAUS Andrii

GENÇLİK VE SPOR BAKANLIĞI
TÜRKİYE MİLLİ OLİMPİYAT KOMİTESİ
T.C. SAMSUN VALİLİĞİ
SAMSUN BÜYÜKŞEHİR BELEDİYESİ
ONDOKUZ MAYIS ÜNİVERSİTESİ
KRONOS
DEAFLYMPICS

Final Standings

As of SAT 29 JUL 2017 at 20:28

Medal	Rank	Team
Gold	1	LTU - Lithuania
Silver	2	VEN - Venezuela
Bronze	3	UKR - Ukraine
	4	GRE - Greece
	5	ARG - Argentina
	6	SLO - Slovenia
	7	RUS - Russia
	8	TUR - Turkey

Brackets

As of SAT 29 JUL 2017 at 20:28

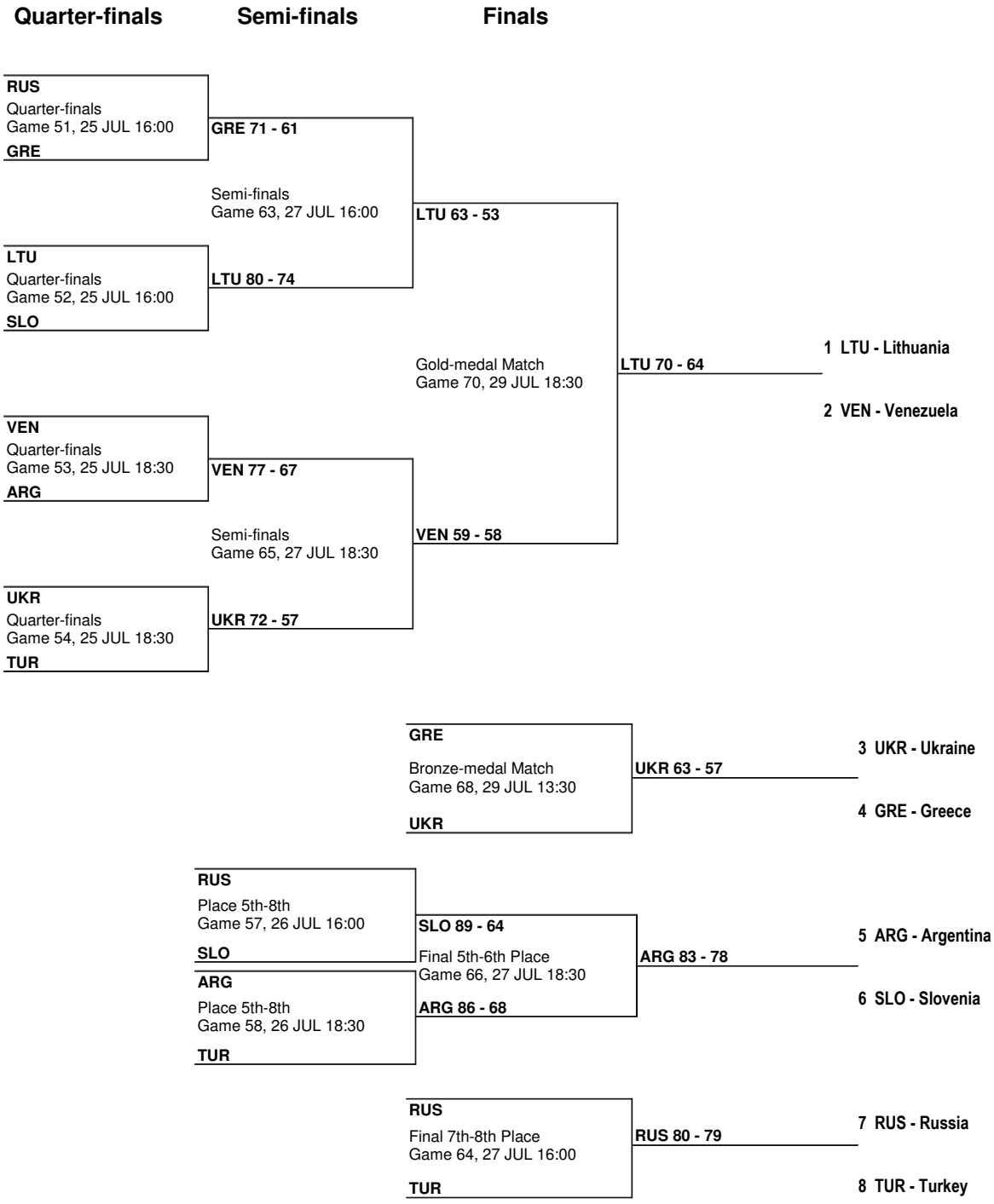

Brackets

As of SAT 29 JUL 2017 at 20:28

SAT 29 JUL 2017
Start Time 18:30

Results

Game Duration: 02:00

LTU 70 vs 64 VEN

(22-12; 10-12; 21-21; 17-19)

Referee: Sergiy CHAYKOVSKYY (UKR)
Referee: Ali SAKACI (TUR) Oscar ALOY DE GEA (ESP)

Scoring by 5 min intervals:	Q1		Q2		Q3		Q4	
LTU	7	22	28	32	45	53	61	70
VEN	4	12	19	24	37	45	50	64

LTU - Lithuania

No.	Name	MIN	Field Goals		2 Points		3 Points		Free Throws		Rebounds			AS	TO	ST	BS	PF	FD	PTS
			M / A	%	M / A	%	M / A	%	M / A	%	OR	DR	TOT							
4	SANKAUSKAS Laurynas	0:26													1					
5	KUBILIUS Arunas																			
6	NAVLICKAS Justinas (C)	6:16	1/3	33	1/3	33					1	1	2	1	2			2		2
*7	BAREIKIS Arvydas	39:17	3/6	50	2/5	40	1/1	100	3/4	75		3	3	8	6	6		4	4	10
8	GUZAUSKAS Lukas																			
9	VAINIUS Martynas	4:19							2/2	100		1	1		1			1	1	2
*10	PUZINAS Robertas	38:40	3/7	43			3/7	43	1/4	25		5	5	2	9			3	2	10
11	VAICIULIS Mantvydas	16:42	2/2	100	2/2	100			2/2	100	1	4	5	1	2	1		5	2	6
12	LAURINAITIS Lukas	0:17																		
*13	ZUKAS Gediminas	40:00	5/12	42	4/9	44	1/3	33	7/8	88		1	1	2	7	3	1	4	7	18
*14	BIRIETA Karolis	35:04	7/12	58	7/11	64	0/1	0	2/3	67	1	10	11		4	2	4	2	2	16
*15	ZENEVIC Andrej	18:59	3/4	75	3/4	75					2	6	8	3		1		5	3	6
	Team/Coach										1	5	6		2					
	Totals		24/46	52	19/34	56	5/12	42	17/23	74	6	36	42	17	34	13	5	26	21	70

Coach	SATAS Algimantas
Assistant	JURKSA,Algirdas

VEN - Venezuela

No.	Name	MIN	Field Goals		2 Points		3 Points		Free Throws		Rebounds			AS	TO	ST	BS	PF	FD	PTS
			M / A	%	M / A	%	M / A	%	M / A	%	OR	DR	TOT							
4	PACHECO Carlos Usain	5:11	0/1	0			0/1	0			1		1		1			1		0
5	ESCALONA Carlos Jose	7:57	0/2	0			0/2	0				1	1		1			1	1	0
6	JIMENEZ Jhonny	25:03	2/4	50	1/1	100	1/3	33						4	4	4		2		5
*8	CATARI B.	22:10	2/5	40	2/3	67	0/2	0										3	1	4
9	OJEDA RENGIFO Jose Rafael	17:27	2/5	40	2/5	40			5/10	50		3	3			3		2	7	9
*10	BLANCO BRICENO Miguel Angel	26:24	1/10	10	1/4	25	0/6	0	4/5	80		4	4	6	4	7		3	2	6
11	ROMERO IZAGUIRRE Luis Enrique	5:59	0/1	0	0/1	0					1		1		1				1	0
12	SANZ PALACIOS Yorman Enrique	5:04												1		2				
*13	CRESPO R.	38:42	11/18	61	10/17	59	1/1	100	8/13	62	3	5	8		4	3		4	9	31
*14	PERDOMO F. (C)	33:36	2/9	22	2/3	67	0/6	0				3	3	3	5	3		2	4	4
15	LEON Juan																			
*16	AVILA FLORES Wilson Fernando	12:33	2/2	100	2/2	100			1/1	100	1	1	2		2			3	1	5
	Team/Coach										1	1	2							
	Totals		22/57	39	20/36	56	2/21	10	18/29	62	7	18	25	14	22	22		21	26	64

Coach	GONZALEZ Miguel
Assistant	GONZALEZ,Miguel

	LTU	VEN
POINTS IN THE PAINT	26	26
BENCH POINTS	10	14
TIMES TIED	4	

	LTU	VEN
BIGGEST LEAD	12	2
BIGGEST SCORING RUN	8-0 (24-12)	6-0 (35-30)
LEAD CHANGES	4	

SAT 29 JUL 2017
Start Time 18:30

Results

Game Duration: 02:00

LTU 70 vs 64 VEN

(22-12; 10-12; 21-21; 17-19)

Referee: Sergiy CHAYKOVSKYY (UKR)
Referee: Ali SAKACI (TUR) Oscar ALOY DE GEA (ESP)

Scoring by 5 min intervals:	Q1		Q2		Q3		Q4	
LTU	7	22	28	32	45	53	61	70
VEN	4	12	19	24	37	45	50	64

LEGEND

%	Shooting Percentage	*	Game Starters	**AS**	Assists	**BS**	Blocked Shots	**DR**	Defensive Rebounds
FD	Fouls Drawn	**M/A**	Made/Attempts	**MIN**	Minutes Played	**OR**	Offensive Rebounds	**OTx**	Overtime
PF	Fouls	**PTS**	Points	**Qx**	Quarter	**ST**	Steals	**TO**	Turnovers
TOT	Total Rebounds								

SAT 29 JUL 2017
Start Time 18:30

Play by Play

Game Duration: 02:00

LTU 70 vs 64 VEN
(22-12; 10-12; 21-21; 17-19)

Scoring by 5 min intervals:	Q1		Q2		Q3		Q4	
LTU	7	22	28	32	45	53	61	70
VEN	4	12	19	24	37	45	50	64

1st Quarter

Quarter Starters

LTU	7 BAREIKIS A.	14 BIRIETA K.	10 PUZINAS R.	15 ZENEVIC A.	13 ZUKAS G.
VEN	16 AVILA W.	10 BLANCO M.	8 CATARI B.	13 CRESPO R.	14 PERDOMO F.

Game Time	LTU - Lithuania	Score	Diff	VEN - Venezuela
09:51	7 BAREIKIS A. Turnover			10 BLANCO M. Steal
09:31	15 ZENEVIC A. Steal			16 AVILA W. Turnover
09:24	13 ZUKAS G. 2 pts shot missed			
09:24	14 BIRIETA K. Offensive rebound			
09:19	14 BIRIETA K. 2 pts shot missed			
09:19				10 BLANCO M. Defensive rebound
09:08	13 ZUKAS G. Steal			10 BLANCO M. Turnover
09:08	13 ZUKAS G. Foul drawn			16 AVILA W. Personal foul
08:56	10 PUZINAS R. 3 pts shot missed			
08:56				10 BLANCO M. Defensive rebound
08:37		0-2	2	13 CRESPO R. Layup scored
08:34				10 BLANCO M. Assist
08:24	15 ZENEVIC A. Foul drawn			10 BLANCO M. Personal foul
08:21	10 PUZINAS R. Turnover			13 CRESPO R. Steal
08:06				13 CRESPO R. 2 pts shot missed
08:06	7 BAREIKIS A. Defensive rebound			
07:57	13 ZUKAS G. 3 pts shot missed			
07:57				16 AVILA W. Defensive rebound
07:46	7 BAREIKIS A. Steal			14 PERDOMO F. Turnover
07:40	10 PUZINAS R. Turnover			10 BLANCO M. Steal
07:31	13 ZUKAS G. Steal			14 PERDOMO F. Turnover
07:26	14 BIRIETA K. Turnover			10 BLANCO M. Steal
07:21	10 PUZINAS R. Personal foul			14 PERDOMO F. Foul drawn
07:12				10 BLANCO M. 3 pts shot missed
07:12				13 CRESPO R. Offensive rebound
07:07				8 CATARI B. 3 pts shot missed
06:49	15 ZENEVIC A. 2 pts shot missed			
06:49				14 PERDOMO F. Defensive rebound
06:34	7 BAREIKIS A. Steal			14 PERDOMO F. Turnover
06:29	14 BIRIETA K. Layup scored	2-2	0	
06:26	7 BAREIKIS A. Assist			
06:03				10 BLANCO M. 3 pts shot missed
06:03	14 BIRIETA K. Defensive rebound			
05:50	14 BIRIETA K. Layup scored	4-2	2	
05:39		4-4	0	13 CRESPO R. Layup scored
05:35				10 BLANCO M. Assist
05:27	14 BIRIETA K. 3 pts shot missed			
05:27				10 BLANCO M. Defensive rebound
05:16				13 CRESPO R. Turnover
05:04	10 PUZINAS R. 3 pts shot made	7-4	3	
05:02	7 BAREIKIS A. Assist			
04:49		7-6	1	13 CRESPO R. Layup scored 10 BLANCO M. Assist
04:49	15 ZENEVIC A. Personal foul			13 CRESPO R. Foul drawn
04:49		7-7	0	13 CRESPO R. Free throw made
04:35	14 BIRIETA K. 2 pts shot made	9-7	2	
04:31	15 ZENEVIC A. Assist			
04:17				10 BLANCO M. 3 pts shot missed
04:17				16 AVILA W. Offensive rebound
04:14		9-9	0	16 AVILA W. 2 pts shot made

SAT 29 JUL 2017
Start Time 18:30

Play by Play

Game Duration: 02:00

LTU 70 vs 64 VEN
(22-12; 10-12; 21-21; 17-19)

Game Time	LTU - Lithuania	Score	Diff	VEN - Venezuela
04:14	15 ZENEVIC A. Personal foul			16 AVILA W. Foul drawn
04:14		9-10	1	16 AVILA W. Free throw made
04:03	15 ZENEVIC A. Foul drawn			13 CRESPO R. Personal foul
03:54	7 BAREIKIS A. 2 pts shot missed			
03:54				13 CRESPO R. Defensive rebound
03:45				10 BLANCO M. Layup missed
03:45	14 BIRIETA K. Defensive rebound			
03:38	7 BAREIKIS A. Turnover			
03:14	7 BAREIKIS A. Steal			16 AVILA W. Turnover
03:09	14 BIRIETA K. Layup scored	11-10	1	
03:06	7 BAREIKIS A. Assist			
02:53				14 PERDOMO F. 3 pts shot missed
02:53	13 ZUKAS G. Defensive rebound			
02:47	13 ZUKAS G. 2 pts shot missed			
02:47				10 BLANCO M. Defensive rebound
02:30	14 BIRIETA K. 2 pts shot made	13-10	3	
02:27	10 PUZINAS R. Assist			
02:17	14 BIRIETA K. Blocked shot			16 AVILA W. Stop suffered
02:02				13 CRESPO R. 2 pts shot missed
02:02	7 BAREIKIS A. Defensive rebound			
02:00	7 BAREIKIS A. Assist			
01:51	7 BAREIKIS A. 3 pts shot made	16-10	6	
01:47	15 ZENEVIC A. Assist			
01:45				11 ROMERO L. Substitution in 16 AVILA W. Substitution out
01:45				6 JIMENEZ J. Substitution in 8 CATARI B. Substitution out
01:30				14 PERDOMO F. 3 pts shot missed
01:30	15 ZENEVIC A. Defensive rebound			
01:18	7 BAREIKIS A. Turnover			6 JIMENEZ J. Steal
01:13		16-12	4	14 PERDOMO F. Layup scored
01:11				10 BLANCO M. Assist
00:49	10 PUZINAS R. 3 pts shot missed			
00:49	15 ZENEVIC A. Offensive rebound			
00:44	15 ZENEVIC A. 2 pts shot made	18-12	6	
00:31				10 BLANCO M. 2 pts shot missed
00:31	15 ZENEVIC A. Defensive rebound			
00:16	7 BAREIKIS A. Layup scored	20-12	8	
00:04				10 BLANCO M. 3 pts shot missed
00:04	10 PUZINAS R. Defensive rebound			
	13 ZUKAS G. Layup scored	22-12	10	

2nd Quarter

Quarter Starters

LTU	7 BAREIKIS A.	14 BIRIETA K.	10 PUZINAS R.	15 ZENEVIC A.	13 ZUKAS G.
VEN	13 CRESPO R.	6 JIMENEZ J.	9 OJEDA J.	14 PERDOMO F.	11 ROMERO L.

Game Time	LTU - Lithuania	Score	Diff	VEN - Venezuela
09:49	7 BAREIKIS A. Personal foul			11 ROMERO L. Foul drawn
09:41	14 BIRIETA K. Blocked shot			13 CRESPO R. Stop suffered
09:34	14 BIRIETA K. Defensive rebound			
09:30	13 ZUKAS G. Foul drawn			6 JIMENEZ J. Personal foul
09:23	15 ZENEVIC A. Layup scored	24-12	12	
09:11		24-14	10	13 CRESPO R. Layup scored
09:08				6 JIMENEZ J. Assist
08:51	7 BAREIKIS A. Foul drawn			14 PERDOMO F. Personal foul
08:42	13 ZUKAS G. Turnover			
08:28				11 ROMERO L. 2 pts shot missed
08:28	14 BIRIETA K. Defensive rebound			
08:25	14 BIRIETA K. Turnover			
08:14				13 CRESPO R. 2 pts shot missed

SAT 29 JUL 2017
Start Time 18:30

Play by Play

Game Duration: 02:00

LTU 70 vs 64 VEN
(22-12; 10-12; 21-21; 17-19)

Game Time	LTU - Lithuania	Score	Diff	VEN - Venezuela
08:14	15 ZENEVIC A. Defensive rebound			
08:08	10 PUZINAS R. Turnover			9 OJEDA J. Steal
08:07	7 BAREIKIS A. Personal foul			9 OJEDA J. Foul drawn
07:57				11 ROMERO L. Turnover
07:57				5 ESCALONA C. Substitution in 11 ROMERO L. Substitution out
07:48	7 BAREIKIS A. Personal foul			9 OJEDA J. Foul drawn
07:48	4 SANKAUSKAS L. Substitution in 7 BAREIKIS A. Substitution out			
07:34				9 OJEDA J. Layup missed
07:34	15 ZENEVIC A. Defensive rebound			
07:34	15 ZENEVIC A. Foul drawn			9 OJEDA J. Personal foul
07:25	4 SANKAUSKAS L. Turnover			
07:22	13 ZUKAS G. Personal foul			9 OJEDA J. Foul drawn
07:22	12 LAURINAITIS L. Substitution in 4 SANKAUSKAS L. Substitution out			
07:22				9 OJEDA J. Free throw missed
07:22				9 OJEDA J. Free throw missed
07:04	15 ZENEVIC A. Personal foul			5 ESCALONA C. Foul drawn
07:04	7 BAREIKIS A. Substitution in			
07:04	11 VAICIULIS M. Substitution in 12 LAURINAITIS L. Substitution out			
07:04	15 ZENEVIC A. Substitution out			
06:46				13 CRESPO R. Turnover
06:39	10 PUZINAS R. Turnover			14 PERDOMO F. Steal
06:23		24-17	7	13 CRESPO R. 3 pts shot made
06:21				14 PERDOMO F. Assist
06:06	13 ZUKAS G. Layup missed			
06:06				5 ESCALONA C. Defensive rebound
06:00				13 CRESPO R. 2 pts shot missed
06:00	10 PUZINAS R. Defensive rebound			
05:53	13 ZUKAS G. Layup scored	26-17	9	
05:49	7 BAREIKIS A. Assist			
05:41	13 ZUKAS G. Steal			5 ESCALONA C. Turnover
05:37	13 ZUKAS G. Foul drawn			14 PERDOMO F. Personal foul
05:37	6 NAVLICKAS J. Substitution in 10 PUZINAS R. Substitution out			
05:37	13 ZUKAS G. Free throw made	27-17	10	
05:37	13 ZUKAS G. Free throw made	28-17	11	
05:37				14 PERDOMO F. Substitution out 8 CATARI B. Substitution in
05:14				9 OJEDA J. 2 pts shot missed
05:14				13 CRESPO R. Offensive rebound
05:11	6 NAVLICKAS J. Personal foul			13 CRESPO R. Foul drawn
05:11		28-18	10	13 CRESPO R. Free throw made
05:11		28-19	9	13 CRESPO R. Free throw made
04:55	14 BIRIETA K. 2 pts shot missed			
04:55				9 OJEDA J. Defensive rebound
04:45	11 VAICIULIS M. Personal foul			9 OJEDA J. Foul drawn
04:45		28-20	8	9 OJEDA J. Free throw made
04:45				9 OJEDA J. Free throw missed
04:45	14 BIRIETA K. Defensive rebound			
04:25	7 BAREIKIS A. 2 pts shot missed			
04:25				9 OJEDA J. Defensive rebound
04:17				6 JIMENEZ J. Turnover
04:17	14 BIRIETA K. Substitution out 10 PUZINAS R. Substitution in			
04:06	6 NAVLICKAS J. Turnover			
03:43				13 CRESPO R. 2 pts shot missed
03:43	11 VAICIULIS M. Defensive rebound			
03:24	13 ZUKAS G. Layup scored	30-20	10	
03:05		30-22	8	9 OJEDA J. Layup scored
02:49	13 ZUKAS G. Turnover			13 CRESPO R. Steal
02:30				6 JIMENEZ J. 3 pts shot missed
02:30	6 NAVLICKAS J. Defensive rebound			
02:22	7 BAREIKIS A. Turnover			6 JIMENEZ J. Steal

SAT 29 JUL 2017
Start Time 18:30

Play by Play

Game Duration: 02:00

LTU 70 vs 64 VEN
(22-12; 10-12; 21-21; 17-19)

Game Time	LTU - Lithuania	Score	Diff	VEN - Venezuela
02:22				12 SANZ Y. Substitution in
02:22				16 AVILA W. Substitution in 9 OJEDA J. Substitution out
02:22				13 CRESPO R. Substitution out
02:22	6 NAVLICKAS J. Substitution out 14 BIRIETA K. Substitution in			
02:04				5 ESCALONA C. 3 pts shot missed
02:04	14 BIRIETA K. Defensive rebound			
01:57	11 VAICIULIS M. Substitution out 9 VAINIUS M. Substitution in			
01:57				6 JIMENEZ J. Substitution out 4 PACHECO C. Substitution in
01:39		30-24	6	8 CATARI B. Layup scored
01:27	10 PUZINAS R. Foul drawn			8 CATARI B. Personal foul
01:27	10 PUZINAS R. Free throw missed			
01:27	10 PUZINAS R. Free throw made	31-24	7	
01:27				14 PERDOMO F. Substitution in 8 CATARI B. Substitution out
01:12	14 BIRIETA K. Steal			4 PACHECO C. Turnover
01:04	13 ZUKAS G. Foul drawn			5 ESCALONA C. Personal foul
01:04	13 ZUKAS G. Free throw missed			
01:04	13 ZUKAS G. Free throw made	32-24	8	
01:04				13 CRESPO R. Substitution in 16 AVILA W. Substitution out
00:41				4 PACHECO C. 3 pts shot missed
00:41	14 BIRIETA K. Defensive rebound			
00:22	10 PUZINAS R. Turnover			
				5 ESCALONA C. 3 pts shot missed

3rd Quarter

Quarter Starters

LTU	7 BAREIKIS A.	14 BIRIETA K.	10 PUZINAS R.	11 VAICIULIS M.	13 ZUKAS G.
VEN	16 AVILA W.	10 BLANCO M.	13 CRESPO R.	6 JIMENEZ J.	14 PERDOMO F.

Game Time	LTU - Lithuania	Score	Diff	VEN - Venezuela
09:38	14 BIRIETA K. 2 pts shot made 10 PUZINAS R. Assist	34-24	10	
09:38	14 BIRIETA K. Foul drawn			13 CRESPO R. Personal foul
09:38	14 BIRIETA K. Free throw made	35-24	11	
09:28	14 BIRIETA K. Steal			6 JIMENEZ J. Turnover
09:26	14 BIRIETA K. Turnover			6 JIMENEZ J. Steal
09:21		35-26	9	13 CRESPO R. Layup scored
09:17				6 JIMENEZ J. Assist
09:02	10 PUZINAS R. Turnover			14 PERDOMO F. Steal
08:48	7 BAREIKIS A. Personal foul			14 PERDOMO F. Foul drawn
08:38	11 VAICIULIS M. Foul drawn			16 AVILA W. Personal foul
08:25	13 ZUKAS G. 3 pts shot missed			
08:09		35-28	7	13 CRESPO R. 2 pts shot made
08:06				6 JIMENEZ J. Assist
08:02	13 ZUKAS G. Turnover			
07:52		35-30	5	14 PERDOMO F. Layup scored
07:39	14 BIRIETA K. Turnover			10 BLANCO M. Steal
07:33	13 ZUKAS G. Blocked shot			6 JIMENEZ J. Stop suffered
07:29	7 BAREIKIS A. Steal			6 JIMENEZ J. Turnover
07:29	7 BAREIKIS A. Layup scored	37-30	7	
07:14		37-32	5	16 AVILA W. 2 pts shot made
07:09				14 PERDOMO F. Assist
07:00	13 ZUKAS G. Foul drawn			16 AVILA W. Personal foul
07:00	15 ZENEVIC A. Substitution in 11 VAICIULIS M. Substitution out			
07:00				8 CATARI B. Substitution in 16 AVILA W. Substitution out
07:00	13 ZUKAS G. Free throw made	38-32	6	
07:00	13 ZUKAS G. Free throw made	39-32	7	
07:00				4 PACHECO C. Substitution in 6 JIMENEZ J. Substitution out
06:43		39-34	5	10 BLANCO M. Layup scored
06:26	15 ZENEVIC A. 2 pts shot made	41-34	7	
06:22	13 ZUKAS G. Assist			

SAT 29 JUL 2017
Start Time 18:30

Play by Play

Game Duration: 02:00

LTU 70 vs 64 VEN
(22-12; 10-12; 21-21; 17-19)

Game Time	LTU - Lithuania	Score	Diff	VEN - Venezuela
06:11				10 BLANCO M. Layup missed
06:11	10 PUZINAS R. Defensive rebound			
06:06	7 BAREIKIS A. Foul drawn			4 PACHECO C. Personal foul
06:06	7 BAREIKIS A. Free throw made	42-34	8	
06:06	7 BAREIKIS A. Free throw made	43-34	9	
05:50	15 ZENEVIC A. Personal foul			13 CRESPO R. Foul drawn
05:50	15 ZENEVIC A. Substitution out 11 VAICIULIS M. Substitution in			
05:50				13 CRESPO R. Free throw missed
05:50		43-35	8	13 CRESPO R. Free throw made
05:39	11 VAICIULIS M. Layup scored	45-35	10	
05:35	7 BAREIKIS A. Assist			
05:11				10 BLANCO M. 3 pts shot missed
05:11				4 PACHECO C. Offensive rebound
05:05		45-37	8	13 CRESPO R. 2 pts shot made 10 BLANCO M. Assist
05:05	10 PUZINAS R. Personal foul			13 CRESPO R. Foul drawn
05:05				13 CRESPO R. Free throw missed
05:05	11 VAICIULIS M. Defensive rebound			
04:54	11 VAICIULIS M. Turnover			
04:34				8 CATARI B. 2 pts shot missed
04:34	10 PUZINAS R. Defensive rebound			
04:28	7 BAREIKIS A. Turnover			
04:20		45-39	6	13 CRESPO R. 2 pts shot made
04:16				10 BLANCO M. Assist
04:05	11 VAICIULIS M. Personal foul			13 CRESPO R. Foul drawn
03:55				10 BLANCO M. Turnover
03:46	13 ZUKAS G. Foul drawn			8 CATARI B. Personal foul
03:46				4 PACHECO C. Substitution out 9 OJEDA J. Substitution in
03:46	13 ZUKAS G. Free throw made	46-39	7	
03:46	13 ZUKAS G. Free throw made	47-39	8	
03:23	13 ZUKAS G. Personal foul			10 BLANCO M. Foul drawn
03:23		47-40	7	10 BLANCO M. Free throw made
03:23		47-41	6	10 BLANCO M. Free throw made
03:04	10 PUZINAS R. Turnover			9 OJEDA J. Steal
02:59				10 BLANCO M. Turnover
02:49	13 ZUKAS G. 3 pts shot made	50-41	9	
02:45	7 BAREIKIS A. Assist			
02:34				13 CRESPO R. Turnover
02:15	11 VAICIULIS M. Turnover			
02:15				10 BLANCO M. Substitution out 6 JIMENEZ J. Substitution in
01:57				13 CRESPO R. Turnover
01:44	13 ZUKAS G. Turnover			14 PERDOMO F. Steal
01:24				14 PERDOMO F. 3 pts shot missed
01:11	13 ZUKAS G. Personal foul			8 CATARI B. Foul drawn
01:11				9 OJEDA J. Substitution out 10 BLANCO M. Substitution in
01:06	11 VAICIULIS M. Steal			10 BLANCO M. Turnover
01:01	14 BIRIETA K. Layup scored	52-41	11	
00:53	11 VAICIULIS M. Assist			
00:42	14 BIRIETA K. Personal foul			13 CRESPO R. Foul drawn
00:42		52-42	10	13 CRESPO R. Free throw made
00:42		52-43	9	13 CRESPO R. Free throw made
00:34	10 PUZINAS R. Turnover			6 JIMENEZ J. Steal
00:33		52-45	7	6 JIMENEZ J. Layup scored
00:05	7 BAREIKIS A. Foul drawn			13 CRESPO R. Personal foul
00:05	7 BAREIKIS A. Free throw made	53-45	8	
00:05	7 BAREIKIS A. Free throw missed			
00:05				14 PERDOMO F. Defensive rebound
				8 CATARI B. 3 pts shot missed

SAT 29 JUL 2017
Start Time 18:30

Play by Play

Game Duration: 02:00

LTU 70 vs 64 VEN
(22-12; 10-12; 21-21; 17-19)

4th Quarter

Quarter Starters

LTU	7 BAREIKIS A.	14 BIRIETA K.	10 PUZINAS R.	11 VAICIULIS M.	13 ZUKAS G.
VEN	10 BLANCO M.	8 CATARI B.	13 CRESPO R.	6 JIMENEZ J.	14 PERDOMO F.

Game Time	LTU - Lithuania	Score	Diff	VEN - Venezuela
09:52	14 BIRIETA K. Blocked shot			10 BLANCO M. Stop suffered
09:47	14 BIRIETA K. Defensive rebound			
09:29	13 ZUKAS G. Layup missed			
09:29				13 CRESPO R. Defensive rebound
09:15				14 PERDOMO F. 3 pts shot missed
09:15	11 VAICIULIS M. Defensive rebound			
09:06	11 VAICIULIS M. Foul drawn			10 BLANCO M. Personal foul
09:06	11 VAICIULIS M. Free throw made	54-45	9	
09:06	11 VAICIULIS M. Free throw made	55-45	10	
08:48	7 BAREIKIS A. Steal			14 PERDOMO F. Turnover
08:38	7 BAREIKIS A. Foul drawn			6 JIMENEZ J. Personal foul
08:33	14 BIRIETA K. Foul drawn			8 CATARI B. Personal foul
08:33	14 BIRIETA K. Free throw missed			
08:33	14 BIRIETA K. Free throw made	56-45	11	
08:33				11 ROMERO L. Substitution in 8 CATARI B. Substitution out
08:19				13 CRESPO R. Layup missed
08:19	11 VAICIULIS M. Defensive rebound			
08:03	13 ZUKAS G. Turnover			10 BLANCO M. Steal
08:00	11 VAICIULIS M. Personal foul			14 PERDOMO F. Foul drawn
08:00				9 OJEDA J. Substitution in
07:54				10 BLANCO M. Substitution out
07:50	11 VAICIULIS M. Personal foul			9 OJEDA J. Foul drawn
07:50	11 VAICIULIS M. Substitution out 15 ZENEVIC A. Substitution in			
07:50		56-46	10	9 OJEDA J. Free throw made
07:50				9 OJEDA J. Free throw missed
07:50	14 BIRIETA K. Defensive rebound			
07:26		56-48	8	13 CRESPO R. Layup scored
07:17				6 JIMENEZ J. Assist
07:09	7 BAREIKIS A. 2 pts shot missed			
07:09				13 CRESPO R. Defensive rebound
07:01	14 BIRIETA K. Blocked shot			11 ROMERO L. Stop suffered
07:00	14 BIRIETA K. Defensive rebound			
06:43	10 PUZINAS R. 3 pts shot made	59-48	11	
06:39	15 ZENEVIC A. Assist			
06:25				6 JIMENEZ J. 3 pts shot missed
06:25				11 ROMERO L. Offensive rebound
06:22	13 ZUKAS G. Personal foul			
06:22				11 ROMERO L. Substitution out 10 BLANCO M. Substitution in
06:22				10 BLANCO M. Foul drawn
06:22				10 BLANCO M. Free throw missed
06:22		59-49	10	10 BLANCO M. Free throw made
06:22		59-50	9	10 BLANCO M. Free throw made
05:58	10 PUZINAS R. 3 pts shot missed			
05:58				14 PERDOMO F. Defensive rebound
05:57	14 BIRIETA K. Personal foul			14 PERDOMO F. Foul drawn
05:57	6 NAVLICKAS J. Substitution in 14 BIRIETA K. Substitution out			
05:41				14 PERDOMO F. 3 pts shot missed
05:41	10 PUZINAS R. Defensive rebound			
05:33	13 ZUKAS G. Layup missed			
05:33	6 NAVLICKAS J. Offensive rebound			
05:18	6 NAVLICKAS J. 2 pts shot missed			
05:18	15 ZENEVIC A. Offensive rebound			
05:12	6 NAVLICKAS J. Layup scored	61-50	11	

SAT 29 JUL 2017
Start Time 18:30

Play by Play

Game Duration: 02:00

LTU 70 vs 64 VEN
(22-12; 10-12; 21-21; 17-19)

Game Time	LTU - Lithuania	Score	Diff	VEN - Venezuela
05:08	13 ZUKAS G. Assist			
04:53				14 PERDOMO F. 3 pts shot missed
04:53	15 ZENEVIC A. Defensive rebound			
04:45	6 NAVLICKAS J. Turnover			10 BLANCO M. Steal
04:36		61-53	8	6 JIMENEZ J. 3 pts shot made
04:33				14 PERDOMO F. Assist
04:32	13 ZUKAS G. Foul drawn			10 BLANCO M. Personal foul
04:32				10 BLANCO M. Substitution out 12 SANZ Y. Substitution in
04:18	10 PUZINAS R. 3 pts shot made	64-53	11	
04:14	6 NAVLICKAS J. Assist			
04:04				14 PERDOMO F. Turnover
04:04				10 BLANCO M. Substitution in 14 PERDOMO F. Substitution out
03:53	7 BAREIKIS A. Turnover			12 SANZ Y. Steal
03:49	6 NAVLICKAS J. Personal foul			13 CRESPO R. Foul drawn
03:49		64-54	10	13 CRESPO R. Free throw made
03:49				13 CRESPO R. Free throw missed
03:49	15 ZENEVIC A. Defensive rebound			
03:32	10 PUZINAS R. Turnover			9 OJEDA J. Steal
03:28		64-56	8	9 OJEDA J. Layup scored
03:04	6 NAVLICKAS J. Layup missed			
03:04				9 OJEDA J. Defensive rebound
02:56	15 ZENEVIC A. Personal foul			9 OJEDA J. Foul drawn
02:56	6 NAVLICKAS J. Substitution out			
02:56	15 ZENEVIC A. Substitution out 11 VAICIULIS M. Substitution in			
02:56	14 BIRIETA K. Substitution in			
02:56				9 OJEDA J. Free throw missed
02:56		64-57	7	9 OJEDA J. Free throw made
02:44	10 PUZINAS R. 3 pts shot missed			
02:39	14 BIRIETA K. 2 pts shot missed			
02:39	11 VAICIULIS M. Offensive rebound			
02:37	11 VAICIULIS M. 2 pts shot made	66-57	9	
02:22		66-59	7	13 CRESPO R. 2 pts shot made 12 SANZ Y. Assist
02:22	11 VAICIULIS M. Personal foul			13 CRESPO R. Foul drawn
02:22				14 PERDOMO F. Substitution in 12 SANZ Y. Substitution out
02:22	11 VAICIULIS M. Substitution out 9 VAINIUS M. Substitution in			
02:22		66-60	6	13 CRESPO R. Free throw made
01:56	9 VAINIUS M. Turnover			13 CRESPO R. Steal
01:48	10 PUZINAS R. Personal foul			13 CRESPO R. Foul drawn
01:48				13 CRESPO R. Free throw missed
01:48				13 CRESPO R. Free throw missed
01:33	10 PUZINAS R. Foul drawn			9 OJEDA J. Personal foul
01:33	10 PUZINAS R. Free throw missed			
01:33	10 PUZINAS R. Free throw missed			
01:33				13 CRESPO R. Defensive rebound
01:18	9 VAINIUS M. Personal foul			9 OJEDA J. Foul drawn
01:18				8 CATARI B. Substitution in 10 BLANCO M. Substitution out
01:18				14 PERDOMO F. Substitution out 12 SANZ Y. Substitution in
01:18		66-61	5	9 OJEDA J. Free throw made
01:18		66-62	4	9 OJEDA J. Free throw made
01:04	13 ZUKAS G. Turnover			12 SANZ Y. Steal
01:02				9 OJEDA J. 2 pts shot missed
01:02	7 BAREIKIS A. Defensive rebound			
00:58	13 ZUKAS G. Layup scored	68-62	6	
00:52	7 BAREIKIS A. Assist			
00:46				13 CRESPO R. 2 pts shot missed
00:46				14 PERDOMO F. Substitution in
00:46				10 BLANCO M. Substitution in 9 OJEDA J. Substitution out
00:46				12 SANZ Y. Substitution out
00:33	14 BIRIETA K. Layup missed			

SAT 29 JUL 2017
Start Time 18:30

Play by Play

Game Duration: 02:00

LTU 70 vs 64 VEN
(22-12; 10-12; 21-21; 17-19)

Game Time	LTU - Lithuania	Score	Diff	VEN - Venezuela
00:33				13 CRESPO R. Defensive rebound
00:31	7 BAREIKIS A. Steal			6 JIMENEZ J. Turnover
00:26	13 ZUKAS G. Turnover			10 BLANCO M. Steal
00:17				10 BLANCO M. 3 pts shot missed
00:17	9 VAINIUS M. Defensive rebound			
00:16	9 VAINIUS M. Foul drawn			13 CRESPO R. Personal foul
00:16	9 VAINIUS M. Free throw made	69-62	7	
00:16	9 VAINIUS M. Free throw made	70-62	8	
00:05				14 PERDOMO F. Layup missed
00:05				13 CRESPO R. Offensive rebound
00:03		70-64	6	8 CATARI B. 2 pts shot made

SAT 29 JUL 2017
Start Time 18:30

Start List

LTU vs VEN

Referee: Sergiy CHAYKOVSKYY (UKR)
Referee: Ali SAKACI (TUR) Oscar ALOY DE GEA (ESP)

LTU - Lithuania

No.	Name	Pos	Height	Age	Tournament Statistics						
					PPG	FG%	3FG%	FT%	RPG	APG	MPG (GP)
4	SANKAUSKAS Laurynas			19	2.8	44	0	75	1.0	2.0	11:55 (4)
5	KUBILIUS Arunas			31	3.0	67		50	0.5	2.0	6:22 (2)
6	NAVLICKAS J. (C)			35	4.3	60	50	50	3.8	1.2	14:05 (6)
7	BAREIKIS Arvydas			37	8.2	36	36	63	2.3	5.7	31:45 (6)
8	GUZAUSKAS Lukas			22	2.3	50		20	2.3	1.0	7:51 (3)
9	VAINIUS Martynas			36	4.6	67	100	100	2.2	1.0	8:57 (5)
10	PUZINAS Robertas			39	7.7	28	23	40	3.5	2.3	24:40 (6)
11	VAICIULIS Mantvydas			22	9.0	56	60	47	5.2	0.7	19:31 (6)
12	LAURINAITIS Lukas			24	5.8	64	60	50	1.0	0.3	8:39 (4)
13	ZUKAS Gediminas			26	20.0	55	37	68	4.8	2.8	32:17 (6)
14	BIRIETA Karolis			28	6.7	33	12	47	8.0	1.2	27:40 (6)
15	ZENEVIC Andrej			26	9.8	57		26	8.3	1.3	22:47 (6)
	Team			28.8	80.1	49	31	51	47.1	19.4	
Coach	SATAS Algimantas										
Assistant Coach	JURKSA Algirdas										

LTU Played		
PR	VEN	67-66
PR	TUR	87-55
PR	POL	97-68
PR	TPE	94-33
PR	GRE	73-40
QF	SLO	80-74
SF	GRE	63-53

VEN - Venezuela

No.	Name	Pos	Height	Age	Tournament Statistics						
					PPG	FG%	3FG%	FT%	RPG	APG	MPG (GP)
4	PACHECO Carlos Usain			36	3.8	43	43	100	2.3	1.8	18:34 (6)
5	ESCALONA Carlos Jose			35	0.4	33	0		0.4	0.4	5:55 (5)
6	JIMENEZ Jhonny			19	7.2	43	38	63	2.0	3.3	20:44 (6)
8	CATARI B.			23	5.2	44	50	20	3.2	0.8	18:08 (6)
9	OJEDA J.			28	6.5	53	9	86	4.2	0.8	10:41 (6)
10	BLANCO M.			28	19.8	41	29	63	4.8	3.0	28:53 (6)
11	ROMERO L.			39	3.7	53		33	2.8	0.3	11:08 (6)
12	SANZ Y.			28	1.7	21	0	50	1.0	0.2	9:35 (6)
13	CRESPO R.			28	12.3	59	0	48	7.2	1.8	24:24 (6)
14	PERDOMO F. (C)			29	14.5	40	30	73	6.0	3.7	30:53 (6)
15	LEON Juan			29	0.0	0			2.0	0.0	7:17 (3)
16	AVILA W.			31	5.0	65	50	50	5.7	1.7	19:55 (6)
	Team			29.4	77.7	42	53	61	44.1	16.7	
Coach	GONZALEZ Miguel										
Assistant Coach	GONZALEZ Miguel										

VEN Played		
PR	LTU	66-67
PR	TPE	116-29
PR	GRE	64-61
PR	POL	86-71
PR	TUR	76-67
QF	ARG	77-67
SF	UKR	59-58

LEGEND

(1)	Point Guard	**(2)**	Shooting Guard	**(3)**	Small Forward	**(4)**	Power Forward	**(5)**	Centre
3FG	% 2 Point Field Goals	**APG**	Assists per Game	**C**	Centre	**F**	Forward	**F1**	Gold-medal Match
FG%	Field Goals %	**FT%**	Free Throws %	**G**	Guard	**GP**	Games Played	**MIN**	Minutes Played per Game
SF	Semi-finals	**PPG**	Points per Game	**PR**	Preliminary	**QF**	Quarter-finals	**RPG**	Rebounds per Game

SAT 29 JUL 2017
Start Time 13:30

Results

Game Duration: 01:57

GRE 57 vs 63 UKR
(19-9; 9-23; 17-16; 12-15)

Referee: IGLESIAS M.M. (ESP)
Referee: Pawel WARDZIAK (POL) Nihat Cetin (TUR)

Scoring by 5 min intervals:	Q1		Q2		Q3		Q4	
GRE	14	19	24	28	32	45	53	57
UKR	4	9	24	32	38	48	56	63

GRE - Greece

No.	Name	MIN	Field Goals		2 Points		3 Points		Free Throws		Rebounds			AS	TO	ST	BS	PF	FD	PTS
			M / A	%	M / A	%	M / A	%	M / A	%	OR	DR	TOT							
4	KOSKINAS Elisaios																			
5	ERINAKIS Ioannis	0:14	0/1	0	0/1	0					1		1							0
6	STREKLAS Konstantinos	21:17	3/9	33	3/7	43	0/2	0	0/1	0	1	3	4	1	1	1		4		6
*7	TASIOULIS Ioannis	40:00	0/10	0			0/10	0	3/3	100	1	3	4	4		2		1	2	3
8	TETOROS Georgios																			
*9	GRILLIS Sideris (C)	15:53	3/5	60	1/1	100	2/4	50								2		5		8
10	APTOSOGLOU Michail	28:09	2/5	40	2/3	67	0/2	0	1/2	50		5	5	1	3			3	2	5
*11	NTIKOUDIS Panagiotis	26:32	4/8	50	4/5	80	0/3	0	4/7	57	3	5	8	1	3			4	4	12
12	TSAGKAROULIS Georgios	3:56									1	1	2		1					
*13	PAGKRATIS Christos	29:46	3/12	25	2/10	20	1/2	50	1/5	20	4	3	7	1	3		2	3	7	8
*14	PETALAS Rafail	34:08	5/12	42	5/9	56	0/3	0	5/8	63	2	6	8	2	5	1		5	4	15
15	NTERTILIS Evangelos	0:05																		
	Team/Coach										1	2	3		2					
	Totals		20/62	32	17/36	47	3/26	12	14/26	54	14	28	42	10	18	6	2	25	19	57

Coach	PAPADOPOULOS Ioannis
Assistant	PAPADOPOULOS,Theofanis

UKR - Ukraine

No.	Name	MIN	Field Goals		2 Points		3 Points		Free Throws		Rebounds			AS	TO	ST	BS	PF	FD	PTS
			M / A	%	M / A	%	M / A	%	M / A	%	OR	DR	TOT							
*0	FOMENKO Oleksandr	40:00	3/11	27	2/4	50	1/7	14	7/12	58	3	3	6	4	5	1		1	6	14
6	KROPYVIANSKYI Yehor																			
7	MELNYCHENKO Dmytro																			
8	KIM Maksym																			
9	STRYZHEVSKYI Iurii (C)	19:18	2/6	33	0/2	0	2/4	50			1	3	4		3					6
*11	DIDENKO Oleksandr	3:32													1			1		
*13	RIAZANTSEV Pavlo	19:46	0/1	0	0/1	0			3/4	75	4	5	9		1			5	4	3
15	KUZNETSOV Oleksandr	18:38	1/5	20	0/1	0	1/4	25	3/4	75	1	7	8		1			3	3	6
23	SHESTERYKOV Stanislav	8:50	0/2	0	0/1	0	0/1	0	2/2	100		1	1	2	1			3	1	2
30	BUKIN Serhiy	30:24	3/5	60	2/3	67	1/2	50				2	2		1	1		2	1	7
*87	YAKOVLIEV Kyrylo	29:51	6/15	40	6/11	55	0/4	0	4/6	67		4	4	1		1		4	5	16
*91	RAUS Andrii	29:42	2/10	20	1/7	14	1/3	33	4/7	57	1	3	4	1		3		1	3	9
	Team/Coach										1	2	3		1					
	Totals		17/55	31	11/30	37	6/25	24	23/35	66	11	30	41	8	14	6		20	23	63

Coach	KAKOVKIN Stanislav
Assistant	NETORA,Iurii

	GRE	UKR
POINTS IN THE PAINT	10	10
BENCH POINTS	11	21
TIMES TIED	4	

	GRE	UKR
BIGGEST LEAD	12	9
BIGGEST SCORING RUN	10-0 (14-2)	8-0 (24-24)
LEAD CHANGES	1	

SAT 29 JUL 2017
Start Time 13:30

Results

Game Duration: 01:57

GRE 57 vs 63 UKR
(19-9; 9-23; 17-16; 12-15)

Referee: IGLESIAS M.M. (ESP)
Referee: Pawel WARDZIAK (POL) Nihat Cetin (TUR)

Scoring by 5 min intervals:	Q1		Q2		Q3		Q4	
GRE	14	19	24	28	32	45	53	57
UKR	4	9	24	32	38	48	56	63

LEGEND

%	Shooting Percentage	*	Game Starters	**AS**	Assists	**BS**	Blocked Shots	**DR**	Defensive Rebounds
FD	Fouls Drawn	**M/A**	Made/Attempts	**MIN**	Minutes Played	**OR**	Offensive Rebounds	**OTx**	Overtime
PF	Fouls	**PTS**	Points	**Qx**	Quarter	**ST**	Steals	**TO**	Turnovers
TOT	Total Rebounds								

SAT 29 JUL 2017
Start Time 13:30

Play by Play

Game Duration: 01:57

GRE 57 vs 63 UKR
(19-9; 9-23; 17-16; 12-15)

1st Quarter

Quarter Starters

GRE	9 GRILLIS S.	11 NTIKOUDIS P.	13 PAGKRATIS C.	14 PETALAS R.	7 TASIOULIS I.
UKR	11 DIDENKO O.	0 FOMENKO O.	91 RAUS A.	13 RIAZANTSEV P.	87 YAKOVLIEV K.

Game Time	GRE - Greece	Score	Diff	UKR - Ukraine
09:41				87 YAKOVLIEV K. Layup missed
09:41	13 PAGKRATIS C. Defensive rebound			
09:29	11 NTIKOUDIS P. 2 pts shot made	2-0	2	
09:19	9 GRILLIS S. Steal			0 FOMENKO O. Turnover
09:15	14 PETALAS R. Layup missed			
09:15				87 YAKOVLIEV K. Defensive rebound
08:57	9 GRILLIS S. Personal foul			87 YAKOVLIEV K. Foul drawn
08:47				11 DIDENKO O. Turnover
08:26	13 PAGKRATIS C. Turnover			
08:16				87 YAKOVLIEV K. 3 pts shot missed
08:16				0 FOMENKO O. Offensive rebound
08:08				91 RAUS A. 3 pts shot missed
08:06	13 PAGKRATIS C. Foul drawn			11 DIDENKO O. Personal foul
07:52	13 PAGKRATIS C. 2 pts shot made 14 PETALAS R. Assist	4-0	4	
07:52	13 PAGKRATIS C. Foul drawn			13 RIAZANTSEV P. Personal foul
07:52	13 PAGKRATIS C. Free throw missed			
07:52				13 RIAZANTSEV P. Defensive rebound
07:42		4-2	2	87 YAKOVLIEV K. Layup scored
07:26	13 PAGKRATIS C. 3 pts shot made	7-2	5	
07:22	7 TASIOULIS I. Assist			
07:03				87 YAKOVLIEV K. 2 pts shot missed
07:03	14 PETALAS R. Defensive rebound			
06:53	11 NTIKOUDIS P. Layup scored 7 TASIOULIS I. Assist	9-2	7	
06:53	11 NTIKOUDIS P. Foul drawn			87 YAKOVLIEV K. Personal foul
06:53	11 NTIKOUDIS P. Free throw made	10-2	8	
06:43	11 NTIKOUDIS P. Personal foul			91 RAUS A. Foul drawn
06:43				91 RAUS A. Free throw missed
06:43				91 RAUS A. Free throw missed
06:43	11 NTIKOUDIS P. Defensive rebound			
06:29	13 PAGKRATIS C. Layup scored	12-2	10	
06:27				30 BUKIN S. Substitution in
06:27				23 SHESTERYKOV S. Substitution in 87 YAKOVLIEV K. Substitution out
06:27				11 DIDENKO O. Substitution out
06:19	9 GRILLIS S. Steal			30 BUKIN S. Turnover
06:05	9 GRILLIS S. Layup scored	14-2	12	
05:54	13 PAGKRATIS C. Foul drawn			23 SHESTERYKOV S. Personal foul
05:35	9 GRILLIS S. 3 pts shot missed			
05:35	11 NTIKOUDIS P. Offensive rebound			
05:23	11 NTIKOUDIS P. Foul drawn			0 FOMENKO O. Personal foul
05:23	11 NTIKOUDIS P. Free throw missed			
05:23	11 NTIKOUDIS P. Free throw missed			
05:23				91 RAUS A. Defensive rebound
05:13	11 NTIKOUDIS P. Personal foul			23 SHESTERYKOV S. Foul drawn
05:13	12 TSAGKAROULIS G. Substitution in 11 NTIKOUDIS P. Substitution out			
05:13		14-3	11	23 SHESTERYKOV S. Free throw made
05:13		14-4	10	23 SHESTERYKOV S. Free throw made
05:13				91 RAUS A. Substitution out 9 STRYZHEVSKYI I. Substitution in
04:51	14 PETALAS R. 3 pts shot missed			
04:51				0 FOMENKO O. Defensive rebound
04:37				23 SHESTERYKOV S. 2 pts shot missed
04:36	13 PAGKRATIS C. Blocked shot			23 SHESTERYKOV S. Stop suffered
04:36	13 PAGKRATIS C. Foul drawn			23 SHESTERYKOV S. Personal foul
04:36	6 STREKLAS K. Substitution in 9 GRILLIS S. Substitution out			

SAT 29 JUL 2017
Start Time 13:30

Play by Play

Game Duration: 01:57

GRE 57 vs 63 UKR
(19-9; 9-23; 17-16; 12-15)

Game Time	GRE - Greece	Score	Diff	UKR - Ukraine
04:36	13 PAGKRATIS C. Free throw missed			
04:36	13 PAGKRATIS C. Free throw missed			
04:36				13 RIAZANTSEV P. Defensive rebound
04:16				0 FOMENKO O. 3 pts shot missed
04:16	7 TASIOULIS I. Defensive rebound			
03:51	12 TSAGKAROULIS G. Turnover			
03:35				9 STRYZHEVSKYI I. 2 pts shot missed
03:34	13 PAGKRATIS C. Blocked shot			9 STRYZHEVSKYI I. Stop suffered
03:34	6 STREKLAS K. Turnover			
03:29				9 STRYZHEVSKYI I. 2 pts shot missed
03:29				13 RIAZANTSEV P. Offensive rebound
03:28	13 PAGKRATIS C. Personal foul			13 RIAZANTSEV P. Foul drawn
03:28				23 SHESTERYKOV S. Substitution out 15 KUZNETSOV O. Substitution i
03:28	10 APTOSOGLOU M. Substitution in 13 PAGKRATIS C. Substitution out			
03:11				9 STRYZHEVSKYI I. 3 pts shot missed
03:11				15 KUZNETSOV O. Offensive rebound
02:57				9 STRYZHEVSKYI I. 3 pts shot missed
02:57	10 APTOSOGLOU M. Defensive rebound			
02:54	10 APTOSOGLOU M. Foul drawn			13 RIAZANTSEV P. Personal foul
02:54				91 RAUS A. Substitution in 13 RIAZANTSEV P. Substitution out
02:54	10 APTOSOGLOU M. Free throw missed			
02:54	10 APTOSOGLOU M. Free throw made	15-4	11	
02:38	14 PETALAS R. Steal			9 STRYZHEVSKYI I. Turnover
02:27	7 TASIOULIS I. 3 pts shot missed			
02:27				30 BUKIN S. Defensive rebound
02:20	6 STREKLAS K. Personal foul			0 FOMENKO O. Foul drawn
02:20				0 FOMENKO O. Free throw missed
02:20		15-5	10	0 FOMENKO O. Free throw made
02:03	10 APTOSOGLOU M. Turnover			91 RAUS A. Steal
01:59				91 RAUS A. 2 pts shot missed
01:59	6 STREKLAS K. Defensive rebound			
01:37	10 APTOSOGLOU M. 3 pts shot missed			
01:37	12 TSAGKAROULIS G. Offensive rebound			
01:36	14 PETALAS R. Personal foul			0 FOMENKO O. Foul drawn
01:36		15-6	9	0 FOMENKO O. Free throw made
01:36				0 FOMENKO O. Free throw missed
01:36	12 TSAGKAROULIS G. Defensive rebound			
01:17	14 PETALAS R. Turnover			
01:17	12 TSAGKAROULIS G. Substitution out 13 PAGKRATIS C. Substitution i			
01:11		15-9	6	15 KUZNETSOV O. 3 pts shot made
01:10				0 FOMENKO O. Assist
01:01	6 STREKLAS K. 2 pts shot made	17-9	8	
00:57	10 APTOSOGLOU M. Assist			
00:43	6 STREKLAS K. Steal			9 STRYZHEVSKYI I. Turnover
00:34	14 PETALAS R. 2 pts shot made	19-9	10	
00:30	6 STREKLAS K. Assist			
00:18				91 RAUS A. 2 pts shot missed
	6 STREKLAS K. 3 pts shot missed			

2nd Quarter

Quarter Starters

GRE	10 APTOSOGLOU M.	13 PAGKRATIS C.	14 PETALAS R.	6 STREKLAS K.	7 TASIOULIS I.
UKR	30 BUKIN S.	0 FOMENKO O.	15 KUZNETSOV O.	91 RAUS A.	87 YAKOVLIEV K.

Game Time	GRE - Greece	Score	Diff	UKR - Ukraine
09:49	13 PAGKRATIS C. Turnover			
09:37		19-11	8	91 RAUS A. Layup scored
09:15	10 APTOSOGLOU M. 2 pts shot made	21-11	10	
09:08	14 PETALAS R. Assist			

SAT 29 JUL 2017
Start Time 13:30

Play by Play

Game Duration: 01:57

GRE 57 vs 63 UKR
(19-9; 9-23; 17-16; 12-15)

Game Time	GRE - Greece	Q2	Q3	Score	Q4	Diff	UKR - Ukraine
09:02				21-13		8	0 FOMENKO O. 2 pts shot made
09:02	6 STREKLAS K. Personal foul						0 FOMENKO O. Foul drawn
09:02				21-14		7	0 FOMENKO O. Free throw made
08:41	6 STREKLAS K. 2 pts shot missed						
08:41							91 RAUS A. Defensive rebound
08:40	13 PAGKRATIS C. Foul drawn						15 KUZNETSOV O. Personal foul
08:40							15 KUZNETSOV O. Substitution out 13 RIAZANTSEV P. Substitution in
08:35							87 YAKOVLIEV K. Technical foul
08:35	6 STREKLAS K. Free throw missed						
08:21	6 STREKLAS K. Layup missed						
08:21	13 PAGKRATIS C. Offensive rebound						
08:19	13 PAGKRATIS C. Foul drawn						30 BUKIN S. Personal foul
08:19	13 PAGKRATIS C. Free throw missed						
08:19	13 PAGKRATIS C. Free throw made			22-14		8	
08:03							0 FOMENKO O. Turnover
07:53	13 PAGKRATIS C. 2 pts shot missed						
07:53	13 PAGKRATIS C. Offensive rebound						
07:39	14 PETALAS R. Turnover						
07:29				22-16		6	87 YAKOVLIEV K. 2 pts shot made
07:06	7 TASIOULIS I. 3 pts shot missed						
07:06							13 RIAZANTSEV P. Defensive rebound
06:52							13 RIAZANTSEV P. Turnover
06:52	9 GRILLIS S. Substitution in						
06:52	11 NTIKOUDIS P. Substitution in 14 PETALAS R. Substitution out						
06:52	13 PAGKRATIS C. Substitution out						
06:34	10 APTOSOGLOU M. 2 pts shot made			24-16		8	
06:21				24-18		6	87 YAKOVLIEV K. 2 pts shot made
06:18							0 FOMENKO O. Assist
06:05	11 NTIKOUDIS P. Turnover						91 RAUS A. Steal
05:57							91 RAUS A. Layup missed
05:46				24-20		4	87 YAKOVLIEV K. 2 pts shot made
05:37	10 APTOSOGLOU M. Turnover						0 FOMENKO O. Steal
05:37	9 GRILLIS S. Unsportsmanlike Foul						0 FOMENKO O. Foul drawn
05:37	9 GRILLIS S. Substitution out 14 PETALAS R. Substitution in						
05:37				24-21		3	0 FOMENKO O. Free throw made
05:37				24-22		2	0 FOMENKO O. Free throw made
05:23				24-24		0	0 FOMENKO O. Layup scored
05:05	11 NTIKOUDIS P. Turnover						
04:43							0 FOMENKO O. 2 pts shot missed
04:43	10 APTOSOGLOU M. Defensive rebound						
04:29	6 STREKLAS K. 2 pts shot missed						
04:29							13 RIAZANTSEV P. Defensive rebound
04:16	10 APTOSOGLOU M. Personal foul						87 YAKOVLIEV K. Foul drawn
04:16	6 STREKLAS K. Substitution out 13 PAGKRATIS C. Substitution in						
04:16							13 RIAZANTSEV P. Substitution out
04:16							30 BUKIN S. Substitution out 15 KUZNETSOV O. Substitution in
04:16							9 STRYZHEVSKYI I. Substitution in
04:06	7 TASIOULIS I. Steal						0 FOMENKO O. Turnover
03:50	14 PETALAS R. 2 pts shot made			26-24		2	
03:33							87 YAKOVLIEV K. 3 pts shot missed
03:33	14 PETALAS R. Defensive rebound						
03:18	14 PETALAS R. Foul drawn						91 RAUS A. Personal foul
03:18	14 PETALAS R. Free throw made			27-24		3	
03:18	14 PETALAS R. Free throw missed						
03:18							15 KUZNETSOV O. Defensive rebound
03:03	14 PETALAS R. Personal foul						91 RAUS A. Foul drawn
03:03				27-25		2	91 RAUS A. Free throw made
03:03				27-26		1	91 RAUS A. Free throw made
03:03				27-27		0	91 RAUS A. Free throw made

SAT 29 JUL 2017
Start Time 13:30

Play by Play

Game Duration: 01:57

GRE 57 vs 63 UKR
(19-9; 9-23; 17-16; 12-15)

Game Time	GRE - Greece	Score	Diff	UKR - Ukraine
02:49	11 NTIKOUDIS P. Turnover			
02:34				87 YAKOVLIEV K. 3 pts shot missed
02:32	6 STREKLAS K. Substitution in 11 NTIKOUDIS P. Substitution out			
02:14	14 PETALAS R. Turnover			87 YAKOVLIEV K. Steal
02:04				91 RAUS A. 3 pts shot missed
02:04	10 APTOSOGLOU M. Defensive rebound			
01:55	14 PETALAS R. 2 pts shot missed			
01:55				15 KUZNETSOV O. Defensive rebound
01:39				87 YAKOVLIEV K. 2 pts shot missed
01:39	14 PETALAS R. Defensive rebound			
01:28	14 PETALAS R. Layup missed			
01:28				15 KUZNETSOV O. Defensive rebound
01:05				15 KUZNETSOV O. 3 pts shot missed
01:05	10 APTOSOGLOU M. Defensive rebound			
00:44	6 STREKLAS K. 3 pts shot missed			
00:44				9 STRYZHEVSKYI I. Defensive rebound
00:23		27-30	3	9 STRYZHEVSKYI I. 3 pts shot made 91 RAUS A. Assist
00:23	6 STREKLAS K. Personal foul			15 KUZNETSOV O. Foul drawn
00:23				30 BUKIN S. Substitution in 9 STRYZHEVSKYI I. Substitution out
00:23				13 RIAZANTSEV P. Substitution in 87 YAKOVLIEV K. Substitution out
00:23		27-31	4	15 KUZNETSOV O. Free throw made
00:23		27-32	5	15 KUZNETSOV O. Free throw made
00:05	14 PETALAS R. Foul drawn			15 KUZNETSOV O. Personal foul
00:05	14 PETALAS R. Free throw missed			
00:05	14 PETALAS R. Free throw made	28-32	4	
00:05	13 PAGKRATIS C. Substitution out 15 NTERTILIS E. Substitution in			
				13 RIAZANTSEV P. 2 pts shot missed

3rd Quarter

Quarter Starters

GRE	10 APTOSOGLOU M.	11 NTIKOUDIS P.	13 PAGKRATIS C.	14 PETALAS R.	7 TASIOULIS I.
UKR	30 BUKIN S.	0 FOMENKO O.	13 RIAZANTSEV P.	9 STRYZHEVSKYI I.	87 YAKOVLIEV K.

Game Time	GRE - Greece	Score	Diff	UKR - Ukraine
09:51	11 NTIKOUDIS P. Personal foul			87 YAKOVLIEV K. Foul drawn
09:51		28-33	5	87 YAKOVLIEV K. Free throw made
09:51		28-34	6	87 YAKOVLIEV K. Free throw made
09:25				87 YAKOVLIEV K. 2 pts shot missed
09:25				13 RIAZANTSEV P. Offensive rebound
09:19		28-37	9	0 FOMENKO O. 3 pts shot made
09:17				87 YAKOVLIEV K. Assist
09:14	10 APTOSOGLOU M. Foul drawn			30 BUKIN S. Personal foul
08:56	14 PETALAS R. 3 pts shot missed			
08:56	13 PAGKRATIS C. Offensive rebound			
08:50	13 PAGKRATIS C. 2 pts shot missed			
08:50	14 PETALAS R. Offensive rebound			
08:46	14 PETALAS R. 2 pts shot made	30-37	7	
08:28				9 STRYZHEVSKYI I. Turnover
07:55	7 TASIOULIS I. Steal			0 FOMENKO O. Turnover
07:36	11 NTIKOUDIS P. 3 pts shot missed			
07:36	14 PETALAS R. Offensive rebound			
07:32	14 PETALAS R. Foul drawn			13 RIAZANTSEV P. Personal foul
07:32	14 PETALAS R. Free throw made	31-37	6	
07:32	14 PETALAS R. Free throw made	32-37	5	
07:32				91 RAUS A. Substitution in 30 BUKIN S. Substitution out
07:09				0 FOMENKO O. 3 pts shot missed
07:09				9 STRYZHEVSKYI I. Offensive rebound
07:02				0 FOMENKO O. Layup missed
07:02	11 NTIKOUDIS P. Defensive rebound			

SAT 29 JUL 2017
Start Time 13:30

Play by Play

Game Duration: 01:57

GRE 57 vs 63 UKR
(19-9; 9-23; 17-16; 12-15)

Game Time	GRE - Greece	Q2	Q3	Score	Q4	Diff	UKR - Ukraine
06:56	7 TASIOULIS I. Foul drawn						13 RIAZANTSEV P. Personal foul
06:56							13 RIAZANTSEV P. Substitution out 15 KUZNETSOV O. Substitution in
06:41	14 PETALAS R. 2 pts shot missed						
06:41							15 KUZNETSOV O. Defensive rebound
06:19	10 APTOSOGLOU M. Personal foul						15 KUZNETSOV O. Foul drawn
06:19				32-38		6	15 KUZNETSOV O. Free throw made
06:19							15 KUZNETSOV O. Free throw missed
06:19	13 PAGKRATIS C. Defensive rebound						
06:00	13 PAGKRATIS C. 2 pts shot missed						
06:00							9 STRYZHEVSKYI I. Defensive rebound
05:50							15 KUZNETSOV O. Turnover
05:50	13 PAGKRATIS C. Substitution out 6 STREKLAS K. Substitution in						
05:50							15 KUZNETSOV O. Substitution out 23 SHESTERYKOV S. Substitution i
05:37	10 APTOSOGLOU M. 3 pts shot missed						
05:37							23 SHESTERYKOV S. Defensive rebound
05:21							23 SHESTERYKOV S. Turnover
05:21							30 BUKIN S. Substitution in 9 STRYZHEVSKYI I. Substitution out
05:04	7 TASIOULIS I. 3 pts shot missed						
05:04							30 BUKIN S. Defensive rebound
04:42							91 RAUS A. Layup missed
04:42	11 NTIKOUDIS P. Defensive rebound						
04:37	14 PETALAS R. 2 pts shot made			34-38		4	
04:33	11 NTIKOUDIS P. Assist						
04:21				34-40		6	87 YAKOVLIEV K. 2 pts shot made
04:17							23 SHESTERYKOV S. Assist
04:04	10 APTOSOGLOU M. Turnover						91 RAUS A. Steal
03:57	14 PETALAS R. Personal foul						30 BUKIN S. Foul drawn
03:57	9 GRILLIS S. Substitution in						
03:57							15 KUZNETSOV O. Substitution in 87 YAKOVLIEV K. Substitution out
03:57	10 APTOSOGLOU M. Substitution out						
03:42				34-42		8	30 BUKIN S. Layup scored
03:26	14 PETALAS R. Turnover						
03:15	6 STREKLAS K. Personal foul						15 KUZNETSOV O. Foul drawn
03:15	6 STREKLAS K. Substitution out 13 PAGKRATIS C. Substitution in						
03:08							15 KUZNETSOV O. 3 pts shot missed
03:08							0 FOMENKO O. Offensive rebound
03:01							23 SHESTERYKOV S. 3 pts shot missed
03:01	14 PETALAS R. Defensive rebound						
02:38	7 TASIOULIS I. 3 pts shot missed						
02:38	7 TASIOULIS I. Foul drawn						23 SHESTERYKOV S. Personal foul
02:38							15 KUZNETSOV O. Personal foul
02:38	7 TASIOULIS I. Free throw made			35-42		7	
02:38	7 TASIOULIS I. Free throw made			36-42		6	
02:38	7 TASIOULIS I. Free throw made			37-42		5	
02:38	11 NTIKOUDIS P. Foul drawn						
02:38	11 NTIKOUDIS P. Free throw made			38-42		4	
02:38	11 NTIKOUDIS P. Free throw made			39-42		3	
02:15							0 FOMENKO O. 3 pts shot missed
02:15	7 TASIOULIS I. Defensive rebound						
02:04	9 GRILLIS S. 3 pts shot made			42-42		0	
02:01	7 TASIOULIS I. Assist						
02:01	9 GRILLIS S. Technical foul						
02:01							0 FOMENKO O. Free throw missed
01:43				42-45		3	30 BUKIN S. 3 pts shot made
01:39							23 SHESTERYKOV S. Assist
01:19	9 GRILLIS S. 3 pts shot made			45-45		0	
01:15	7 TASIOULIS I. Assist						
01:02				45-48		3	91 RAUS A. 3 pts shot made
00:58							0 FOMENKO O. Assist

SAT 29 JUL 2017
Start Time 13:30

Play by Play

Game Duration: 01:57

GRE 57 vs 63 UKR
(19-9; 9-23; 17-16; 12-15)

Game Time	GRE - Greece	Q2	Q3	Score	Q4	Diff	UKR - Ukraine
00:42	7 TASIOULIS I. 3 pts shot missed						
00:39							15 KUZNETSOV O. Substitution out 87 YAKOVLIEV K. Substitution in
00:31	7 TASIOULIS I. 3 pts shot missed						
00:31	7 TASIOULIS I. Offensive rebound						
00:26	13 PAGKRATIS C. Turnover						
00:03							0 FOMENKO O. 3 pts shot missed
00:03	14 PETALAS R. Defensive rebound						
	14 PETALAS R. 3 pts shot missed						

4th Quarter

Quarter Starters

GRE	10 APTOSOGLOU M.	9 GRILLIS S.	11 NTIKOUDIS P.	13 PAGKRATIS C.	7 TASIOULIS I.
UKR	30 BUKIN S.	0 FOMENKO O.	91 RAUS A.	13 RIAZANTSEV P.	87 YAKOVLIEV K.

Game Time	GRE - Greece	Score	Diff	UKR - Ukraine
09:45	13 PAGKRATIS C. 2 pts shot missed			
09:45	11 NTIKOUDIS P. Offensive rebound			
09:40	11 NTIKOUDIS P. 2 pts shot made	47-48	1	
09:22				91 RAUS A. 2 pts shot missed
09:22	11 NTIKOUDIS P. Defensive rebound			
09:03	13 PAGKRATIS C. 3 pts shot missed			
08:46				0 FOMENKO O. 3 pts shot missed
08:46				91 RAUS A. Offensive rebound
08:40		47-50	3	30 BUKIN S. 2 pts shot made
08:19	13 PAGKRATIS C. 2 pts shot missed			
08:19	11 NTIKOUDIS P. Offensive rebound			
08:14	11 NTIKOUDIS P. 2 pts shot made	49-50	1	
08:04	13 PAGKRATIS C. Personal foul			
07:42	13 PAGKRATIS C. 2 pts shot missed			
07:42				0 FOMENKO O. Defensive rebound
07:29				91 RAUS A. 2 pts shot missed
07:29				13 RIAZANTSEV P. Offensive rebound
07:27	9 GRILLIS S. Personal foul			13 RIAZANTSEV P. Foul drawn
07:27		49-51	2	13 RIAZANTSEV P. Free throw made
07:27		49-52	3	13 RIAZANTSEV P. Free throw made
07:23	14 PETALAS R. Substitution in 9 GRILLIS S. Substitution out			
07:16				9 STRYZHEVSKYI I. Substitution in
07:15				91 RAUS A. Substitution out
07:15	11 NTIKOUDIS P. Foul drawn			87 YAKOVLIEV K. Personal foul
07:15	11 NTIKOUDIS P. Free throw missed			
07:15	11 NTIKOUDIS P. Free throw made	50-52	2	
06:59	10 APTOSOGLOU M. Personal foul			13 RIAZANTSEV P. Foul drawn
06:55				30 BUKIN S. 2 pts shot missed
06:55				13 RIAZANTSEV P. Offensive rebound
06:54	11 NTIKOUDIS P. Personal foul			13 RIAZANTSEV P. Foul drawn
06:54				13 RIAZANTSEV P. Free throw missed
06:54		50-53	3	13 RIAZANTSEV P. Free throw made
06:54	6 STREKLAS K. Substitution in 11 NTIKOUDIS P. Substitution out			
06:42	6 STREKLAS K. 2 pts shot missed			
06:42				13 RIAZANTSEV P. Defensive rebound
06:24				30 BUKIN S. 3 pts shot missed
06:24				0 FOMENKO O. Offensive rebound
06:09				0 FOMENKO O. 3 pts shot missed
06:09	14 PETALAS R. Defensive rebound			
05:54	14 PETALAS R. Layup scored	52-53	1	
05:28		52-56	4	9 STRYZHEVSKYI I. 3 pts shot made
05:24				0 FOMENKO O. Assist
05:10	14 PETALAS R. Foul drawn			13 RIAZANTSEV P. Personal foul
05:10				13 RIAZANTSEV P. Substitution out 15 KUZNETSOV O. Substitution in

SAT 29 JUL 2017
Start Time 13:30

Play by Play

Game Duration: 01:57

GRE 57 vs 63 UKR
(19-9; 9-23; 17-16; 12-15)

Game Time	GRE - Greece	Q2	Q3	Score	Q4	Diff	UKR - Ukraine
05:10	14 PETALAS R. Free throw made			53-56		3	
05:10	14 PETALAS R. Free throw missed						
04:50							15 KUZNETSOV O. Layup missed
04:50	13 PAGKRATIS C. Defensive rebound						
04:30	6 STREKLAS K. 2 pts shot made			55-56		1	
04:26	13 PAGKRATIS C. Assist						
04:18	13 PAGKRATIS C. Personal foul						0 FOMENKO O. Foul drawn
04:18	11 NTIKOUDIS P. Substitution in 13 PAGKRATIS C. Substitution out						
04:18							0 FOMENKO O. Free throw missed
04:18				55-57		2	0 FOMENKO O. Free throw made
03:55	7 TASIOULIS I. 3 pts shot missed						
03:55							15 KUZNETSOV O. Defensive rebound
03:41							87 YAKOVLIEV K. Layup missed
03:41	11 NTIKOUDIS P. Defensive rebound						
03:31	14 PETALAS R. Turnover						30 BUKIN S. Steal
03:21	9 GRILLIS S. Substitution in 10 APTOSOGLOU M. Substitution out						
03:12	14 PETALAS R. Personal foul						87 YAKOVLIEV K. Foul drawn
03:12							87 YAKOVLIEV K. Free throw missed
03:12							87 YAKOVLIEV K. Free throw missed
03:12	6 STREKLAS K. Defensive rebound						
02:49	7 TASIOULIS I. 3 pts shot missed						
02:49							15 KUZNETSOV O. Defensive rebound
02:36							15 KUZNETSOV O. 3 pts shot missed
02:36	7 TASIOULIS I. Defensive rebound						
02:26	11 NTIKOUDIS P. 2 pts shot missed						
02:26							9 STRYZHEVSKYI I. Defensive rebound
02:08							0 FOMENKO O. Turnover
02:08	10 APTOSOGLOU M. Substitution in						
02:08	13 PAGKRATIS C. Substitution in 6 STREKLAS K. Substitution out						
02:08	14 PETALAS R. Substitution out						91 RAUS A. Substitution in
02:08	6 STREKLAS K. Substitution in						9 STRYZHEVSKYI I. Substitution out
02:08	9 GRILLIS S. Substitution out						
01:59	7 TASIOULIS I. 3 pts shot missed						
01:59							15 KUZNETSOV O. Defensive rebound
01:40				55-59		4	87 YAKOVLIEV K. Layup scored
01:40	6 STREKLAS K. Substitution out 9 GRILLIS S. Substitution in						
01:29	13 PAGKRATIS C. 2 pts shot missed						
01:29	13 PAGKRATIS C. Offensive rebound						
01:24	13 PAGKRATIS C. 2 pts shot missed						
01:24							87 YAKOVLIEV K. Defensive rebound
00:59							87 YAKOVLIEV K. 3 pts shot missed
00:59	10 APTOSOGLOU M. Defensive rebound						
00:48	11 NTIKOUDIS P. 3 pts shot missed						
00:48							91 RAUS A. Defensive rebound
00:45	13 PAGKRATIS C. Foul drawn						87 YAKOVLIEV K. Personal foul
00:45							9 STRYZHEVSKYI I. Substitution in 91 RAUS A. Substitution out
00:45							91 RAUS A. Substitution in 9 STRYZHEVSKYI I. Substitution out
00:45	10 APTOSOGLOU M. Substitution out 14 PETALAS R. Substitution in						
00:42	7 TASIOULIS I. 3 pts shot missed						
00:42							0 FOMENKO O. Defensive rebound
00:36	14 PETALAS R. Personal foul						91 RAUS A. Foul drawn
00:36	14 PETALAS R. Substitution out 10 APTOSOGLOU M. Substitution in						
00:36	10 APTOSOGLOU M. Substitution out 6 STREKLAS K. Substitution in						
00:36							91 RAUS A. Free throw missed
00:36				55-60		5	91 RAUS A. Free throw made
00:36	10 APTOSOGLOU M. Substitution in 13 PAGKRATIS C. Substitution out						
00:29	9 GRILLIS S. 3 pts shot missed						
00:29	6 STREKLAS K. Offensive rebound						
00:25	6 STREKLAS K. Layup scored			57-60		3	

SAT 29 JUL 2017
Start Time 13:30

Play by Play

Game Duration: 01:57

GRE 57 vs 63 UKR
(19-9; 9-23; 17-16; 12-15)

Game Time	GRE - Greece	Q2	Q3	Score	Q4	Diff	UKR - Ukraine
00:25							9 STRYZHEVSKYI I. Substitution in 87 YAKOVLIEV K. Substitution out
00:25	7 TASIOULIS I. Personal foul						0 FOMENKO O. Foul drawn
00:25							87 YAKOVLIEV K. Substitution in 91 RAUS A. Substitution out
00:25				57-61		4	0 FOMENKO O. Free throw made
00:25							0 FOMENKO O. Free throw missed
00:25	6 STREKLAS K. Defensive rebound						
00:16	11 NTIKOUDIS P. 3 pts shot missed						
00:16							87 YAKOVLIEV K. Defensive rebound
00:14	9 GRILLIS S. Personal foul						87 YAKOVLIEV K. Foul drawn
00:14	9 GRILLIS S. Substitution out 5 ERINAKIS I. Substitution in						
00:14				57-62		5	87 YAKOVLIEV K. Free throw made
00:14				57-63		6	87 YAKOVLIEV K. Free throw made
00:11	10 APTOSOGLOU M. 2 pts shot missed						
00:11	5 ERINAKIS I. Offensive rebound						
00:05	5 ERINAKIS I. 2 pts shot missed						
00:05							87 YAKOVLIEV K. Defensive rebound

SAT 29 JUL 2017
Start Time 13:30

Start List

GRE vs UKR

Referee: IGLESIAS M.M. (ESP)
Referee: Pawel WARDZIAK (POL) Hakan CETIN (TUR)

GRE - Greece

No.	Name	Pos	Height	Age	Tournament Statistics						
					PPG	FG%	3FG%	FT%	RPG	APG	MPG (GP)
4	KOSKINAS Elisaios			25	2.5	38	44	50	0.3	0.5	8:22 (6)
5	ERINAKIS Ioannis			32	2.8	50	17	100	0.8	0.6	8:19 (5)
6	STREKLAS Konstantinos			35	7.5	40	25	71	3.3	2.3	23:11 (6)
7	TASIOULIS Ioannis			42	5.7	28	28	43	6.8	3.0	27:00 (6)
8	TETOROS Georgios			33	0.0	0			0.2	0.2	4:24 (5)
9	GRILLIS Sideris (C)			36	3.3	15	14	100	1.3	0.8	16:01 (6)
10	APTOSOGLOU Michail			34	4.5	33	17	50	2.8	2.0	21:28 (6)
11	NTIKOUDIS Panagiotis			39	5.0	28	7	33	8.8	2.7	25:17 (6)
12	TSAGKAROULIS Georgios			27	3.3	47		22	3.7	0.7	15:34 (6)
13	PAGKRATIS Christos			36	9.7	54	50	43	4.7	0.5	17:05 (6)
14	PETALAS Rafail			21	21.2	47	30	63	4.6	1.6	31:47 (5)
15	NTERTILIS Evangelos			37	3.7	44		100	1.3	0.5	9:00 (6)
	Team			33.1	64.6	37	43	57	43.7	13.6	
Coach	PAPADOPOULOS Ioannis										
Assistant Coach	PAPADOPOULOS Theofanis										

GRE Played		
PR	TPE	90-44
PR	POL	78-57
PR	VEN	61-64
PR	TUR	59-62
PR	LTU	40-73
QF	RUS	71-61
SF	LTU	53-63

UKR - Ukraine

No.	Name	Pos	Height	Age	Tournament Statistics						
					PPG	FG%	3FG%	FT%	RPG	APG	MPG (GP)
0	FOMENKO Oleksandr			30	13.1	39	37	73	6.1	2.4	32:55 (7)
6	KROPYVIANSKYI Yehor			18	3.3	57	100	50	2.3	0.3	5:19 (3)
7	MELNYCHENKO Dmytro			25	0.5	50			1.8	0.3	5:48 (4)
8	KIM Maksym			25	1.0	8	10	75	0.8	1.0	7:43 (6)
9	STRYZHEVSKYI I. (C)			24	7.3	25	17	75	6.0	2.1	22:33 (7)
11	DIDENKO Oleksandr			26	1.3	18	0	67	1.3	0.3	6:25 (6)
13	RIAZANTSEV Pavlo			22	6.9	39	0	62	7.1	1.7	23:30 (7)
15	KUZNETSOV Oleksandr			39	5.9	34	33	53	3.3	1.3	17:44 (7)
23	SHESTERYKOV Stanislav			32	2.8	32	33	67	2.3	0.3	7:27 (6)
30	BUKIN Serhiy			30	7.6	28	26	47	4.7	1.4	27:41 (7)
87	YAKOVLIEV Kyrylo			30	10.3	40	33	67	6.4	2.0	28:02 (7)
91	RAUS Andrii			25	8.3	36	39	61	5.1	1.7	24:02 (7)
	Team			27.2	65.4	34	94	63	48.7	14.4	
Coach	KAKOVKIN Stanislav										
Assistant Coach	NETORA Iurii										

UKR Played		
PR	KEN	78-21
PR	ARG	70-63
PR	SLO	60-57
PR	AUS	52-45
PR	RUS	68-65
QF	TUR	72-57
SF	VEN	58-59

LEGEND

(1)	Point Guard	**(2)**	Shooting Guard	**(3)**	Small Forward	**(4)**	Power Forward	**(5)**	Centre
3FG	% 2 Point Field Goals	**APG**	Assists per Game	**C**	Centre	**F**	Forward	**F1**	Gold-medal Match
F3	Bronze-medal Match	**FG%**	Field Goals %	**FT%**	Free Throws %	**G**	Guard	**GP**	Games Played
RPG	Rebounds per Game	**SF**	Semi-finals	**PPG**	Points per Game	**PR**	Preliminary	**QF**	Quarter-finals

THU 27 JUL 2017
Start Time 18:30

Results

SLO 78 vs 83 ARG

(27-30; 14-14; 24-17; 13-22)
After 4th Quarter

Referee: Cihan CEYLAN (TUR)
Referee: Ahmet AKAN (TUR) Oguzhan TOZLU (TUR)

Scoring by 5 min intervals:	Q1		Q2		Q3		Q4	
SLO	10	27	33	41	53	65	71	78
ARG	15	30	36	44	50	61	70	83

SLO - Slovenia

No.	Name	MIN	Field Goals		2 Points		3 Points		Free Throw		Rebounds			AS	TO	ST	BS	PF	FD	PTS
			M / A	%	M / A	%	M / A	%	M / A	%	OR	DR	TOT							
4	SEBJAN Damjan	8:59	0/1	0			0/1	0	0/2	0		2	2		2			4	2	0
*6	ZABOT Luka	24:02	2/6	33	2/4	50	0/2	0	0/1	0	2	1	3	4	3			5	1	4
*7	ORESNIK Jan	15:08	3/5	60	3/5	60			2/2	10	1		1	2	2				1	8
8	MORD Lukas	9:40	1/2	50	1/2	50			0/2	0					2			1	2	2
*9	MAKUC Matic	11:36	1/2	50	1/1	10	0/1	0			1		1		2			1	1	2
10	STARC Domen	1:53																1		
11	KODERMAN Jurij	11:19	3/6	50	3/5	60	0/1	0			6	4	10	1	2				1	6
*12	ZUPAN Miha (C)	30:00	13/22	59	12/14	86	1/8	13	5/7	71	2	13	15	5	6	2		3	7	32
*13	LUKIC Sasa	28:36	9/23	39	7/15	47	2/8	25	4/7	57	4	11	15	8	7	6		3	7	24
14	MRSA Sime	8:47	0/5	0	0/1	0	0/4	0			2	2	4	1	1	1		1		0
15	RANKOVIC Peter																			
16	PERIC Aleksandar																			
	Team/Coach										1	3	4					2		
	Totals		32/72	44	29/47	62	3/25	12	11/21	52	19	36	55	21	27	9		21	22	78

Coach	VISNIKAR Jernej
Assistant	CESAR,Igor

ARG - Argentina

No.	Name	MIN	Field Goals		2 Points		3 Points		Free Throw		Rebounds			AS	TO	ST	BS	PF	FD	PTS
			M / A	%	M / A	%	M / A	%	M / A	%	OR	DR	TOT							
4	GALANTI SIAN Diego Martin (C)																			
6	RAFFIN Marcos Luis	13:03	3/7	43	2/4	50	1/3	33				2	2	1	2	1	1		1	7
*7	PERTICARARI Manuel	27:03	13/24	54	9/16	56	4/8	50	4/5	80	3	5	8	5	5	6		2	5	34
*8	FABER Joaquin	21:18	2/10	20	1/2	50	1/8	13	0/2	0	2	6	8	4	2	1	1	4	1	5
9	CARMAGNAC Santiago	2:12												1		1		1		
*10	HERRERO Facundo	19:50	0/2	0	0/1	0	0/1	0			2	5	7	5	3	2		5	1	0
11	REYNA Joaquin Omar	11:39	0/2	0			0/2	0	2/4	50					2	1		3	4	2
12	ARMANDO Jorge Gaston	3:38	0/1	0	0/1	0						1	1					1		0
*13	FERREYRA German Alejandro	24:55	4/9	44	2/5	40	2/4	50	1/1	10		1	1	2	2	1		3	1	11
*14	FERNANDEZ Fabio Raul	26:22	9/19	47	4/10	40	5/9	56	1/5	20	1	2	3	5	5	4		3	5	24
	Team/Coach										2	1	3		1					
	Totals		31/74	42	18/39	46	13/35	37	8/17	47	10	23	33	23	22	17	2	22	18	83

Coach	BRITOS Roberto Ariel
Assistant	TREVISI,Guido

	SLO	ARG
POINTS IN THE PAIN	58	36
BENCH POINTS	8	9
TIMES TIED	4	

	SLO	ARG
BIGGEST LEAD	7	9
BIGGEST SCORING	9-0 (55-50)	8-0 (0-8)
LEAD CHANGES	5	

LEGEND

% Shooting Percentage
***** Game Starters
AS Assists
BS Blocked Shots
DR Defensive Rebounds
FD Fouls Drawn
M/A Made/Attempts
MIN Minutes Played
OR Offensive Rebounds
OTx Overtime
PF Fouls
PTS Points
Qx Quarter
ST Steals
TO Turnovers
TOT Total Rebounds

THU 27 JUL 2017
Start Time 18:30

Start List

SLO vs ARG

Referee: Cihan CEYLAN (TUR)
Referee: Ahmet AKAN (TUR) Oguzhan TOZLU (TUR)

SLO - Slovenia

No.	Name	Pos	Height	Age	Tournament Statistics						
					PPG	FG%	3FG%	FT%	RPG	APG	MPG (GP)
4	SEBJAN Damjan			44	2.1	24	0	50	2.7	1.7	21:15 (7)
6	ZABOT Luka			22	5.4	59	22	91	2.0	1.0	14:34 (7)
7	ORESNIK Jan			25	4.9	34	7	75	1.9	1.0	18:12 (7)
8	MORD Lukas			17	3.4	46	25	50	1.1	0.7	12:15 (7)
9	MAKUC Matic			27	5.7	31	24	67	1.1	1.6	21:07 (7)
10	STARC Domen			36	3.0	47	14	33	2.4	2.0	13:00 (7)
11	KODERMAN Jurij			32	3.9	43	0	88	3.9	0.9	13:58 (7)
12	ZUPAN Miha (C)			35	17.0	47	21	82	12.7	5.3	30:57 (7)
13	LUKIC Sasa			38	23.3	48	37	59	6.9	3.7	33:34 (7)
14	MRSA Sime			53	10.3	45	41		3.8	0.5	14:07 (4)
15	RANKOVIC Peter			39	1.1	24			3.6	0.9	9:09 (7)
16	PERIC Aleksandar			31	2.8	35	0	50	1.0	1.2	5:28 (5)
	Team			33.3	77.7	42	57	67	46.4	19.9	
Coach	VISNIKAR Jernej										
Assistant Coach	CESAR Igor										

SLO Played		
PR	ARG	74-89
PR	AUS	73-54
PR	UKR	57-60
PR	RUS	70-73
PR	KEN	107-39
QF	LTU	74-80
SF58	RUS	89-64

ARG - Argentina

No.	Name	Pos	Height	Age	Tournament Statistics						
					PPG	FG%	3FG%	FT%	RPG	APG	MPG (GP)
4	GALANTI SIAN D. (C)			40	3.8	43		75	2.3	0.3	10:41 (4)
6	RAFFIN Marcos Luis			33	6.3	32	27	43	2.4	1.0	20:31 (7)
7	PERTICARARI Manuel			26	13.3	39	17	63	6.9	2.4	28:05 (7)
8	FABER Joaquin			19	8.0	37	13	58	4.1	1.6	23:39 (7)
9	CARMAGNAC Santiago			24	0.5	9	0	0	0.8	0.8	12:45 (4)
10	HERRERO Facundo			26	6.3	46	13	38	3.9	2.3	23:57 (7)
11	REYNA Joaquin Omar			21	4.2	35	29	25	3.2	1.3	26:51 (6)
12	ARMANDO Jorge Gaston			30	0.8	13	0	50	2.2	0.7	9:52 (6)
13	FERREYRA G.			24	13.1	41	29	64	4.1	3.0	28:37 (7)
14	FERNANDEZ Fabio Raul			25	17.0	53	48	74	6.7	1.3	30:46 (7)
	Team			26.8	70.7	40	43	59	38.4	13.9	
Coach	BRITOS Roberto Ariel										
Assistant Coach	TREVISI Guido										

ARG Played		
PR	SLO	89-74
PR	UKR	63-70
PR	RUS	60-98
PR	KEN	59-42
PR	AUS	71-65
QF	VEN	67-77
SF58	TUR	86-68

LEGEND

(1) Point Guard	**(2)** Shooting Guard	**(3)** Small Forward	**(4)** Power Forward	**(5)** Centre
3FG % 2 Point Field Goals	**APG** Assists per Game	**C** Centre	**F** Forward	**F1** Gold-medal Match
F3 Bronze-medal Match	**F5** Final 5th-6th Place	**FG** Field Goals %	**FT%** Free Throws %	**G** Guard
QF Quarter-finals	**RP** Rebounds per Game	**SF** Semi-finals	**SF5** Place 5th-8th	**PR** Preliminary

THU 27 JUL 2017
Start Time 16:00

Results

Game Duration: 02:02

RUS 80 vs 79 TUR

(21-20; 24-18; 24-19; 11-22)

Referee: Oleksandr DAVYDOV (UKR)
Referee: Pawel WARDZIAK (POL) Ugurcan MEMIS (TUR)

Scoring by 5 min intervals:	Q1		Q2		Q3		Q4	
RUS	7	21	35	45	58	69	76	80
TUR	13	20	29	38	48	57	65	79

RUS - Russia

No.	Name	MIN	Field Goals		2 Points		3 Points		Free Throw		Rebounds			AS	TO	ST	BS	PF	FD	PTS
			M / A	%	M / A	%	M / A	%	M / A	%	OR	DR	TOT							
*4	AGABABYAN Levon	34:40	9/23	39	1/4	25	8/19	42	2/6	33	1	3	4	3	4	1		5	5	28
5	MAKSIMOV Sergei	18:53	1/4	25	1/3	33	0/1	0			2	5	7		3			4		2
*8	LAPINSKIY Nikolay	19:29	1/5	20	1/4	25	0/1	0			2	5	7	5	3			3	5	2
9	SAZANOV Sergey	13:48	1/1	10	1/1	10			4/7	57	2	2	4	1		1		1	2	6
*10	GEKMAN Dmitry	31:48	9/15	60	9/14	64	0/1	0	4/5	80	5	2	7		2	2		5	6	22
*11	YURKOV Daniil	21:24	1/5	20	1/5	20			2/10	20	4	3	7	4	1	1		2	8	4
13	GUSEV Dmitry																			
*14	KARKAVIN Kirill	28:47	2/6	33	1/4	25	1/2	50	1/2	50		1	1	4	6			2	1	6
15	BOCHKOV Alexander (C)	28:05	4/7	57	2/5	40	2/2	10	0/2	0	1	9	10	1	2			4	2	10
42	MITYUKOV Igor	1:06																2		
50	SYROVATSKII Roman	1:52													1			1		
	Team/Coach										2	4	6							
	Totals		28/66	42	17/40	43	11/26	42	13/32	41	19	34	53	18	22	5		29	29	80

Coach	VASILKOV Aleksandr
Assistant	RYMARCHUK,Yury

TUR - Turkey

No.	Name	MIN	Field Goals		2 Points		3 Points		Free Throw		Rebounds			AS	TO	ST	BS	PF	FD	PTS
			M / A	%	M / A	%	M / A	%	M / A	%	OR	DR	TOT							
*10	DURSUN Bulent	27:59	5/14	36	2/3	67	3/11	27	0/2	0	1	4	5	2	1	1		4	1	13
12	KAYA Ali (C)	15:13	1/1	10	1/1	10			3/4	75	1	3	4	1	2	2		4	2	5
*13	CITLAK Sarp Arman	16:22	2/5	40	2/5	40			1/2	50				1	2			1	2	5
14	GOKALP Emrullah	10:20	0/1	0	0/1	0						1	1			1		3		0
*15	KARATAS Mert	7:41	2/2	10	2/2	10			1/1	10	2	2	4		4			5	1	5
*18	KARAOGLAN Ilhan Cem	20:45	5/13	38	4/9	44	1/4	25	11/15	73	1	4	5		2	1		3	12	22
*20	OTAMIS Omer	40:00	2/7	29	2/5	40	0/2	0				2	2	8	2			2		4
22	COBAN Hakan	8:25	1/2	50	1/2	50			4/5	80		1	1		2			1	2	6
*35	AVCI Altiner	19:17	3/7	43	3/7	43			2/4	50	1	1	2	1				2	5	8
41	SEVINC Aytac	27:36	4/8	50	4/7	57	0/1	0	2/2	10	1	7	8	2			2	3	2	10
53	INCEARAP Goktug Can	13:38	0/2	0	0/2	0			1/2	50						1		2	1	1
	Team/Coach										2	2	4							
	Totals		25/62	40	21/44	48	4/18	22	25/37	68	9	27	36	15	15	6	2	30	28	79

Coach	KURU Cengiz
Assistant	UYSAL,Harettin Necati

	RUS	TUR
POINTS IN THE PAIN	30	40
BENCH POINTS	18	22
TIMES TIED	1	

	RUS	TUR
BIGGEST LEAD	16	8
BIGGEST SCORING	8-0 (15-15)	9-0 (76-70)
LEAD CHANGES	3	

LEGEND

% Shooting Percentage
***** Game Starters
AS Assists
BS Blocked Shots
DR Defensive Rebounds
FD Fouls Drawn
M/A Made/Attempts
MIN Minutes Played
OR Offensive Rebounds
OTx Overtime
PF Fouls
PTS Points
Qx Quarter
ST Steals
TO Turnovers
TOT Total Rebounds

Report Created THU 27 JUL 2017 16:27

THU 27 JUL 2017
Start Time 16:00

Start List

RUS vs TUR

Referee: Oleksandr DAVYDOV (UKR)
Referee: Pawel WARDZIAK (POL) Ugurcan MEMIS (TUR)

RUS - Russia

No.	Name	Pos	Height	Age	Tournament Statistics						
					PPG	FG%	3FG%	FT%	RPG	APG	MPG (GP)
4	AGABABYAN Levon			23	11.3	31	26	70	0.9	1.7	20:27 (7)
5	MAKSIMOV Sergei			27	3.4	29	15	50	4.6	1.7	16:30 (7)
8	LAPINSKIY Nikolay			28	8.6	43	18	64	4.1	2.3	23:36 (7)
9	SAZANOV Sergey			30	3.0	44	38		1.1	1.0	7:33 (7)
10	GEKMAN Dmitry			30	16.3	59	52	52	6.9	1.7	27:50 (7)
11	YURKOV Daniil			19	3.7	43	30	50	3.0	0.6	14:30 (7)
13	GUSEV Dmitry			32	9.6	35	27	55	4.0	3.4	29:26 (5)
14	KARKAVIN Kirill			29	13.4	41	42	74	2.4	2.3	26:42 (7)
15	BOCHKOV Alexander (C)			33	3.3	29	7	33	4.1	1.4	21:55 (7)
42	MITYUKOV Igor			28	6.0	58	29	40	3.5	0.7	12:45 (6)
50	SYROVATSKII Roman			22	2.3	60	0	100	3.3	0.2	11:50 (6)
	Team			27.4	77.0	41	95	59	39.7	15.9	
Coach	VASILKOV Aleksandr										
Assistant Coach	RYMARCHUK Yury										

RUS Played		
PR	AUS	75-66
PR	KEN	103-36
PR	ARG	98-60
PR	SLO	73-70
PR	UKR	65-68
QF	GRE	61-71
SF58	SLO	64-89

TUR - Turkey

No.	Name	Pos	Height	Age	Tournament Statistics						
					PPG	FG%	3FG%	FT%	RPG	APG	MPG (GP)
10	DURSUN Bulent			27	12.7	26	24	70	2.7	1.9	29:32 (7)
12	KAYA Ali (C)			26	1.1	38		50	3.6	0.1	8:43 (7)
13	CITLAK Sarp Arman			22	4.9	24	10	72	2.7	2.3	21:31 (7)
14	GOKALP Emrullah			23	1.5	60			1.5	0.0	5:40 (4)
15	KARATAS Mert			23	16.7	57	25	57	13.7	0.4	29:03 (7)
18	KARAOGLAN Ilhan Cem			22	5.6	25	11	50	3.7	0.7	18:07 (7)
20	OTAMIS Omer			25	4.6	32	23	63	3.7	4.0	27:50 (7)
22	COBAN Hakan			24	4.7	29	30	43	2.6	0.3	14:24 (7)
35	AVCI Altiner			22	2.5	38	33	67	1.0	0.3	9:36 (6)
41	SEVINC Aytac			28	2.9	33	0	40	3.0	0.3	13:51 (7)
53	INCEARAP Goktug Can			21	2.2	40	0	30	1.4	0.2	8:50 (5)
	Team			23.9	66.1	33	56	54	45.0	11.0	
Coach	KURU Cengiz										
Assistant Coach	UYSAL Harettin Necati										

TUR Played		
PR	POL	75-83
PR	LTU	55-87
PR	TPE	79-48
PR	GRE	62-59
PR	VEN	67-76
QF	UKR	57-72
SF58	ARG	68-86

LEGEND

(1) Point Guard	**(2)** Shooting Guard	**(3)** Small Forward	**(4)** Power Forward	**(5)** Centre
3FG % 2 Point Field Goals	**APG** Assists per Game	**C** Centre	**F** Forward	**F1** Gold-medal Match
F3 Bronze-medal Match	**F5** Final 5th-6th Place	**F7** Final 7th-8th Place	**FG** Field Goals %	**FT%** Free Throws %
PR Preliminary	**QF** Quarter-finals	**RP** Rebounds per Game	**SF** Semi-finals	**SF5** Place 5th-8th

THU 27 JUL 2017
Start Time 16:00

Results

Game Duration: 02:00

GRE 53 vs 63 LTU

(14-15; 4-13; 27-19; 8-16)

Referee: IGLESIAS M.M. (ESP)
Referee: Cagkan ERTURK (TUR) Nihat Cetin (TUR)

Scoring by 5 min intervals:	Q1		Q2		Q3		Q4	
GRE	8	14	16	18	32	45	46	53
LTU	5	15	21	28	31	47	54	63

GRE - Greece

No.	Name	MIN	Field Goals		2 Points		3 Points		Free Throws		Rebounds			AS	TO	ST	BS	PF	FD	PTS
			M / A	%	M / A	%	M / A	%	M / A	%	OR	DR	TOT							
4	KOSKINAS Elisaios	0:45	0/1	0			0/1	0												0
5	ERINAKIS Ioannis	0:57																1		
*6	STREKLAS Konstantinos	23:20	2/3	67	1/1	100	1/2	50	2/3	67				2	2	1		5	3	7
*7	TASIOULIS Ioannis	36:38	3/8	38			3/8	38				5	5	2	3			3	1	9
8	TETOROS Georgios	0:46																		
9	GRILLIS Sideris (C)	7:28	0/4	0	0/1	0	0/3	0							1			1		0
10	APTOSOGLOU Michail	19:36	1/3	33	1/1	100	0/2	0				4	4	1	2			2		2
*11	NTIKOUDIS Panagiotis	34:51	2/10	20	2/7	29	0/3	0			2	5	7	5	3		2	5	3	4
12	TSAGKAROULIS Georgios	17:12	0/2	0	0/2	0			1/2	50	1		1		1			4	2	1
*13	PAGKRATIS Christos	17:40	2/3	67	1/2	50	1/1	100	4/10	40		2	2		2	1		5	6	9
*14	PETALAS Rafail	37:41	7/14	50	5/8	63	2/6	33	1/3	33	3	1	4		4	4		5	3	17
15	NTERTILIS Evangelos	3:50	1/2	50	1/2	50			2/2	100					1			2	1	4
	Team/Coach										1	7	8		2			2		
	Totals		18/50	36	11/24	46	7/26	27	10/20	50	7	24	31	10	21	6	2	35	19	53

Coach	PAPADOPOULOS Ioannis
Assistant	PAPADOPOULOS,Theofanis

LTU - Lithuania

No.	Name	MIN	Field Goals		2 Points		3 Points		Free Throws		Rebounds			AS	TO	ST	BS	PF	FD	PTS
			M / A	%	M / A	%	M / A	%	M / A	%	OR	DR	TOT							
4	SANKAUSKAS Laurynas																			
5	KUBILIUS Arunas																			
*6	NAVLICKAS Justinas (C)	16:49	3/4	75	2/3	67	1/1	100			1	1	2		2			2		7
*7	BAREIKIS Arvydas	40:00	1/5	20	1/3	33	0/2	0	2/6	33	2	2	4	5	6	4		2	4	4
8	GUZAUSKAS Lukas																			
9	VAINIUS Martynas	2:26												1				2		
*10	PUZINAS Robertas	17:14	1/6	17	0/2	0	1/4	25	6/8	75	1	2	3	1	2			4	5	9
11	VAICIULIS Mantvydas	23:45	3/4	75	2/2	100	1/2	50	1/4	25	1	5	6		2			2	3	8
12	LAURINAITIS Lukas																			
*13	ZUKAS Gediminas	40:00	7/12	58	5/8	63	2/4	50	5/11	45	4	4	8	2	4	4		2	9	21
14	BIRIETA Karolis	28:05	0/6	0	0/1	0	0/5	0	3/6	50	1	8	9	2	2			2	3	3
*15	ZENEVIC Andrej	31:41	5/7	71	5/7	71			1/12	8	1	7	8	1	3			4	7	11
	Team/Coach										3	2	5		1					
	Totals		20/44	45	15/26	58	5/18	28	18/47	38	14	31	45	12	22	8		20	31	63

Coach	SATAS Algimantas
Assistant	JURKSA,Algirdas

	GRE	LTU
POINTS IN THE PAINT	12	16
BENCH POINTS	7	11
TIMES TIED	1	

	GRE	LTU
BIGGEST LEAD	8	10
BIGGEST SCORING RUN	8-0 (8-0)	6-0 (13-15)
LEAD CHANGES	2	

THU 27 JUL 2017
Start Time 16:00

Results

Game Duration: 02:00

GRE 53 vs 63 LTU

(14-15; 4-13; 27-19; 8-16)

Referee: IGLESIAS M.M. (ESP)
Referee: Cagkan ERTURK (TUR) Nihat Cetin (TUR)

Scoring by 5 min intervals:	Q1		Q2		Q3		Q4	
GRE	8	14	16	18	32	45	46	53
LTU	5	15	21	28	31	47	54	63

LEGEND

%	Shooting Percentage	*	Game Starters	**AS**	Assists	**BS**	Blocked Shots	**DR**	Defensive Rebounds
FD	Fouls Drawn	**M/A**	Made/Attempts	**MIN**	Minutes Played	**OR**	Offensive Rebounds	**OTx**	Overtime
PF	Fouls	**PTS**	Points	**Qx**	Quarter	**ST**	Steals	**TO**	Turnovers
TOT	Total Rebounds								

THU 27 JUL 2017
Start Time 16:00

Start List

GRE vs LTU

Referee: IGLESIAS M.M. (ESP)
Referee: Cagkan ERTURK (TUR) Nihat Cetin (TUR)

GRE - Greece

No.	Name	Pos	Height	Age	Tournament Statistics						
					PPG	FG%	3FG%	FT%	RPG	APG	MPG (GP)
4	KOSKINAS Elisaios			25	3.0	42	50	50	0.4	0.6	9:53 (5)
5	ERINAKIS Ioannis			32	3.5	50	17	100	1.0	0.8	10:09 (4)
6	STREKLAS Konstantinos			35	7.6	38	20	73	4.0	2.4	23:09 (5)
7	TASIOULIS Ioannis			42	5.0	25	25	43	7.2	3.2	25:04 (5)
8	TETOROS Georgios			33	0.0	0			0.3	0.3	5:18 (4)
9	GRILLIS Sideris (C)			36	4.0	16	15	100	1.6	1.0	17:44 (5)
10	APTOSOGLOU Michail			34	5.0	33	20	50	2.6	2.2	21:51 (5)
11	NTIKOUDIS Panagiotis			39	5.2	31	9	33	9.2	2.2	23:22 (5)
12	TSAGKAROULIS Georgios			27	3.8	53		14	4.2	0.8	15:15 (5)
13	PAGKRATIS Christos			36	9.8	53	0	44	5.2	0.6	16:59 (5)
14	PETALAS Rafail			21	22.3	46	29	66	4.8	2.0	30:19 (4)
15	NTERTILIS Evangelos			37	3.6	43		100	1.6	0.6	10:02 (5)
	Team			33.1	66.5	37	36	59	45.8	14.2	
Coach	PAPADOPOULOS Ioannis										
Assistant Coach	PAPADOPOULOS Theofanis										

GRE Played		
PR	TPE	90-44
PR	POL	78-57
PR	VEN	61-64
PR	TUR	59-62
PR	LTU	40-73
QF	RUS	71-61

LTU - Lithuania

No.	Name	Pos	Height	Age	Tournament Statistics						
					PPG	FG%	3FG%	FT%	RPG	APG	MPG (GP)
4	SANKAUSKAS Laurynas			19	2.8	44	0	75	1.0	2.0	11:55 (4)
5	KUBILIUS Arunas			31	3.0	67		50	0.5	2.0	6:22 (2)
6	NAVLICKAS J. (C)			35	3.8	56	0	50	4.2	1.4	13:33 (5)
7	BAREIKIS Arvydas			37	9.0	38	44	71	2.0	5.8	30:06 (5)
8	GUZAUSKAS Lukas			22	2.3	50		20	2.3	1.0	7:51 (3)
9	VAINIUS Martynas			36	5.8	67	100	100	2.8	1.0	10:35 (4)
10	PUZINAS Robertas			39	7.4	30	23	17	3.6	2.6	26:10 (5)
11	VAICIULIS Mantvydas			22	9.2	54	67	50	5.0	0.8	18:40 (5)
12	LAURINAITIS Lukas			24	5.8	64	60	50	1.0	0.3	8:39 (4)
13	ZUKAS Gediminas			26	19.8	54	33	77	4.2	3.0	30:44 (5)
14	BIRIETA Karolis			28	7.4	38	17	45	7.8	1.0	27:36 (5)
15	ZENEVIC Andrej			26	9.6	54		40	8.4	1.4	21:00 (5)
	Team			28.8	83.0	49	28	54	47.5	20.7	
Coach	SATAS Algimantas										
Assistant Coach	JURKSA Algirdas										

LTU Played		
PR	VEN	67-66
PR	TUR	87-55
PR	POL	97-68
PR	TPE	94-33
PR	GRE	73-40
QF	SLO	80-74

LEGEND

(1)	Point Guard	**(2)**	Shooting Guard	**(3)**	Small Forward	**(4)**	Power Forward	**(5)**	Centre
3FG	% 2 Point Field Goals	**APG**	Assists per Game	**C**	Centre	**F**	Forward	**FG%**	Field Goals %
FT%	Free Throws %	**G**	Guard	**GP**	Games Played	**MIN**	Minutes Played per Game	**Pos**	Playing position
PPG	Points per Game	**PR**	Preliminary	**QF**	Quarter-finals	**RPG**	Rebounds per Game	**SF**	Semi-finals

THU 27 JUL 2017
Start Time 18:30

Results

Game Duration: 01:42

VEN 59 vs 58 UKR

(15-12; 14-17; 10-13; 20-16)

Referee: Alper OZGOK (TUR)
Referee: Hsin-Da LEE (TPE) Emircan OZKAN (TUR)

Scoring by 5 min intervals:	Q1		Q2		Q3		Q4	
VEN	8	15	20	29	31	39	45	59
UKR	4	12	20	29	34	42	48	58

VEN - Venezuela

No.	Name	MIN	Field Goals		2 Points		3 Points		Free Throws		Rebounds			AS	TO	ST	BS	PF	FD	PTS
			M / A	%	M / A	%	M / A	%	M / A	%	OR	DR	TOT							
*4	PACHECO Carlos Usain	13:06	0/1	0			0/1	0				1	1		1			2		0
5	ESCALONA Carlos Jose																			
6	JIMENEZ Jhonny	26:54	1/5	20	0/2	0	1/3	33	1/2	50	2	4	6	3	2			1	1	4
8	CATARI B.	13:57	1/3	33	0/2	0	1/1	100				3	3	1	4			1		3
9	OJEDA RENGIFO Jose Rafael	4:49	1/2	50	1/1	100	0/1	0			1	1	2		2			1		2
*10	BLANCO BRICENO Miguel Angel	30:36	1/12	8	0/7	0	1/5	20	6/8	75		4	4	2	1	4	1	3	4	9
11	ROMERO IZAGUIRRE Luis Enrique	6:03	1/4	25	1/4	25					2		2		1			1		2
12	SANZ PALACIOS Yorman Enrique	10:58	0/1	0			0/1	0											2	0
*13	CRESPO R.	32:11	8/11	73	8/11	73			2/8	25	5	2	7	1	3	2		4	5	18
*14	PERDOMO F. (C)	31:16	4/9	44	2/5	40	2/4	50	4/5	80	1	4	5	1	5	4		5	4	14
15	LEON Juan																			
*16	AVILA FLORES Wilson Fernando	31:52	3/3	100	3/3	100			1/2	50	2	5	7	1	1				1	7
	Team/Coach										2	3	5		1					
	Totals		20/51	39	15/35	43	5/16	31	14/25	56	15	27	42	9	21	10	1	18	17	59
Coach	GONZALEZ Miguel																			
Assistant	GONZALEZ,Miguel																			

UKR - Ukraine

No.	Name	MIN	Field Goals		2 Points		3 Points		Free Throws		Rebounds			AS	TO	ST	BS	PF	FD	PTS
			M / A	%	M / A	%	M / A	%	M / A	%	OR	DR	TOT							
*0	FOMENKO Oleksandr	37:25	7/15	47	3/5	60	4/10	40	5/5	100	2	7	9	1	3	3	1	2	4	23
6	KROPYVIANSKYI Yehor																			
7	MELNYCHENKO Dmytro																			
8	KIM Maksym																			
*9	STRYZHEVSKYI Iurii (C)	18:37	0/8	0	0/7	0	0/1	0	0/2	0	3	1	4	4	2	1		1	1	0
11	DIDENKO Oleksandr	2:35																		
13	RIAZANTSEV Pavlo	24:28	3/5	60	3/5	60			2/2	100	3	6	9		4		3	1	3	8
*15	KUZNETSOV Oleksandr	18:44	0/2	0			0/2	0	1/1	100	1	3	4	3	3			4	1	1
23	SHESTERYKOV Stanislav	3:19	1/3	33	1/3	33						1	1				1		1	2
*30	BUKIN Serhiy	36:25	4/14	29	0/1	0	4/13	31	1/5	20	2	3	5	2	3			2	2	13
87	YAKOVLIEV Kyrylo	31:09	3/6	50	3/5	60	0/1	0	2/2	100	3	4	7	2	5			4	2	8
*91	RAUS Andrii	27:15	1/5	20	0/1	0	1/4	25	0/3	0	1	1	2		1			3	2	3
	Team/Coach										1	2	3		3					
	Totals		19/58	33	10/27	37	9/31	29	11/20	55	16	28	44	12	24	4	5	17	16	58
Coach	KAKOVKIN Stanislav																			
Assistant	NETORA,Iurii																			

	VEN	UKR
POINTS IN THE PAINT	4	6
BENCH POINTS	11	18
TIMES TIED	9	

	VEN	UKR
BIGGEST LEAD	6	6
BIGGEST SCORING RUN	7-0 (31-29)	7-0 (36-42)
LEAD CHANGES	8	

THU 27 JUL 2017
Start Time 18:30

Results

Game Duration: 01:42

VEN 59 vs 58 UKR

(15-12; 14-17; 10-13; 20-16)

Referee: Alper OZGOK (TUR)
Referee: Hsin-Da LEE (TPE) Emircan OZKAN (TUR)

Scoring by 5 min intervals:	Q1		Q2		Q3		Q4	
VEN	8	15	20	29	31	39	45	59
UKR	4	12	20	29	34	42	48	58

LEGEND

%	Shooting Percentage	*	Game Starters	**AS**	Assists	**BS**	Blocked Shots	**DR**	Defensive Rebounds
FD	Fouls Drawn	**M/A**	Made/Attempts	**MIN**	Minutes Played	**OR**	Offensive Rebounds	**OTx**	Overtime
PF	Fouls	**PTS**	Points	**Qx**	Quarter	**ST**	Steals	**TO**	Turnovers
TOT	Total Rebounds								

THU 27 JUL 2017
Start Time 18:30

Start List

VEN vs UKR

Referee: Alper OZGOK (TUR)
Referee: Hsin-Da LEE (TPE) Emircan OZKAN (TUR)

VEN - Venezuela

No.	Name	Pos	Height	Age	Tournament Statistics						
					PPG	FG%	3FG%	FT%	RPG	APG	MPG (GP)
4	PACHECO Carlos Usain			36	4.6	45	50	100	2.6	2.2	19:40 (5)
5	ESCALONA Carlos Jose			35	0.4	33	0		0.4	0.4	5:55 (5)
6	JIMENEZ Jhonny			19	7.8	47	39	67	1.2	3.4	19:30 (5)
8	CATARI B.			23	5.6	45	33	20	3.2	0.8	18:58 (5)
9	OJEDA J.			28	7.4	54	10	86	4.6	1.0	11:52 (5)
10	BLANCO M.			28	22.0	46	30	59	5.0	3.2	28:33 (5)
11	ROMERO L.			39	4.0	60		33	3.0	0.4	12:09 (5)
12	SANZ Y.			28	2.0	22	0	50	1.2	0.2	9:18 (5)
13	CRESPO R.			28	11.2	55	0	57	7.2	2.0	22:51 (5)
14	PERDOMO F. (C)			29	14.6	39	26	72	6.2	4.2	30:48 (5)
15	LEON Juan			29	0.0	0			2.0	0.0	7:17 (3)
16	AVILA W.			31	4.6	59	50	50	5.4	1.8	17:32 (5)
	Team			29.4	80.8	43	47	62	44.5	18.0	
Coach	GONZALEZ Miguel										
Assistant Coach	GONZALEZ Miguel										

VEN Played		
PR	LTU	66-67
PR	TPE	116-29
PR	GRE	64-61
PR	POL	86-71
PR	TUR	76-67
QF	ARG	77-67

UKR - Ukraine

No.	Name	Pos	Height	Age	Tournament Statistics						
					PPG	FG%	3FG%	FT%	RPG	APG	MPG (GP)
0	FOMENKO Oleksandr			30	11.5	37	36	60	5.7	2.7	32:10 (6)
6	KROPYVIANSKYI Yehor			18	3.3	57	100	50	2.3	0.3	5:19 (3)
7	MELNYCHENKO Dmytro			25	0.5	50			1.8	0.3	5:48 (4)
8	KIM Maksym			25	1.0	8	10	75	0.8	1.0	7:43 (6)
9	STRYZHEVSKYI I. (C)			24	8.5	28	18	86	6.3	1.8	23:12 (6)
11	DIDENKO Oleksandr			26	1.6	18	0	67	1.6	0.4	7:11 (5)
13	RIAZANTSEV Pavlo			22	6.7	37	0	55	6.8	2.0	23:21 (6)
15	KUZNETSOV Oleksandr			39	6.7	36	38	50	3.2	1.0	17:34 (6)
23	SHESTERYKOV Stanislav			32	3.0	31	33	67	2.6	0.4	8:17 (5)
30	BUKIN Serhiy			30	6.7	28	24	60	4.7	1.3	26:14 (6)
87	YAKOVLIEV Kyrylo			30	10.7	39	36	62	6.3	2.0	27:31 (6)
91	RAUS Andrii			25	9.2	38	41	70	5.7	2.0	23:30 (6)
	Team			27.2	66.7	34	84	64	49.5	14.8	
Coach	KAKOVKIN Stanislav										
Assistant Coach	NETORA Iurii										

UKR Played		
PR	KEN	78-21
PR	ARG	70-63
PR	SLO	60-57
PR	AUS	52-45
PR	RUS	68-65
QF	TUR	72-57

LEGEND

(1)	Point Guard	**(2)**	Shooting Guard	**(3)**	Small Forward	**(4)**	Power Forward	**(5)**	Centre
3FG	% 2 Point Field Goals	**APG**	Assists per Game	**C**	Centre	**F**	Forward	**FG%**	Field Goals %
FT%	Free Throws %	**G**	Guard	**GP**	Games Played	**MIN**	Minutes Played per Game	**Pos**	Playing position
PPG	Points per Game	**PR**	Preliminary	**QF**	Quarter-finals	**RPG**	Rebounds per Game	**SF**	Semi-finals

WED 26 JUL 2017
Start Time 16:00

Results

Game Duration: 01:40

RUS 64 vs 89 SLO

(15-28; 17-23; 19-21; 13-17)

Referee: Oscar ALOY DE GEA (ESP)
Referee: Hsin-Da LEE (TPE) Pawel WARDZIAK (POL)

Scoring by 5 min intervals:	Q1		Q2		Q3		Q4	
RUS	4	15	22	32	41	51	58	64
SLO	15	28	36	51	63	72	86	89

RUS - Russia

No.	Name	MIN	Field Goals		2 Points		3 Points		Free Throw		Rebounds			AS	TO	ST	BS	PF	FD	PTS
			M / A	%	M / A	%	M / A	%	M / A	%	OR	DR	TOT							
4	AGABABYAN Levon	23:00	1/9	11	0/3	0	1/6	17						1	2	1			1	3
5	MAKSIMOV Sergei	17:56	0/8	0	0/3	0	0/5	0			1	2	3	3	1	1		2		0
8	LAPINSKIY Nikolay	15:25	1/4	25	1/1	10	0/3	0	1/4	25	2		2	1	4	2		4	3	3
9	SAZANOV Sergey	10:17	1/2	50	1/1	10	0/1	0				1	1		3	1		3	1	2
*10	GEKMAN Dmitry	27:43	6/15	40	5/11	45	1/4	25	4/6	67	6	5	11		2		1	2	6	17
*11	YURKOV Daniil	28:41	3/8	38	2/4	50	1/4	25	1/3	33	2	3	5	1	3			1	4	8
13	GUSEV Dmitry																			
*14	KARKAVIN Kirill	33:16	7/21	33	4/10	40	3/11	27	7/10	70	3	3	6	1	4	4			8	24
*15	BOCHKOV Alexander (C)	13:57	0/6	0	0/4	0	0/2	0						1		1		1		0
*42	MITYUKOV Igor	22:16	2/5	40	2/2	10	0/3	0	1/1	10	2	4	6	1	2	4		3	3	5
50	SYROVATSKII Roman	7:35	1/1	10	1/1	10					2	1	3			1			1	2
	Team/Coach										2	5	7		1					
	Totals		22/79	28	16/40	40	6/39	15	14/24	58	20	24	44	9	22	15	1	16	27	64
Coach	VASILKOV Aleksandr																			
Assistant	RYMARCHUK,Yury																			

SLO - Slovenia

No.	Name	MIN	Field Goals		2 Points		3 Points		Free Throw		Rebounds			AS	TO	ST	BS	PF	FD	PTS
			M / A	%	M / A	%	M / A	%	M / A	%	OR	DR	TOT							
4	SEBJAN Damjan	12:52										1	1		3			1		
*6	ZABOT Luka	22:44	4/4	10	4/4	10						3	3	3	2	2		5		8
*7	ORESNIK Jan	21:33	3/7	43	3/6	50	0/1	0			1	1	2	3	4	1		4	1	6
8	MORD Lukas	18:08	2/4	50	2/4	50						3	3	2	2			3		4
*9	MAKUC Matic	13:15	2/4	50	1/1	10	1/3	33						3	1			1		5
10	STARC Domen	10:34	1/2	50	1/2	50			1/2	50		4	4		4			2	2	3
11	KODERMAN Jurij	15:19	1/1	10	1/1	10			6/6	10	3	3	6	1	2	1		1	3	8
*12	ZUPAN Miha (C)	30:46	3/13	23	2/8	25	1/5	20	1/2	50	2	8	10	14	2	2	2	1	3	8
*13	LUKIC Sasa	26:57	12/19	63	10/14	71	2/5	40	7/9	78	2	4	6	1	4	5		4	3	33
14	MRSA Sime	20:00	5/11	45	1/2	50	4/9	44			2	5	7		2	1		1		14
15	RANKOVIC Peter	5:31	0/1	0	0/1	0						4	4		3			5	2	0
16	PERIC Aleksandar	2:16	0/1	0	0/1	0						1	1		1					0
	Team/Coach											5	5		1					
	Totals		33/67	49	25/44	57	8/23	35	15/19	79	10	42	52	27	31	12	2	28	14	89
Coach	VISNIKAR Jernej																			
Assistant	CESAR,Igor																			

	RUS	SLO
POINTS IN THE PAIN	22	38
BENCH POINTS	10	29
TIMES TIED	0	

	RUS	SLO
BIGGEST LEAD	0	28
BIGGEST SCORING	9-0 (26-36)	11-0 (29-49)
LEAD CHANGES	0	

WED 26 JUL 2017
Start Time 16:00

Results

Game Duration: 01:40

RUS 64 vs 89 SLO

(15-28; 17-23; 19-21; 13-17)

Referee: Oscar ALOY DE GEA (ESP)
Referee: Hsin-Da LEE (TPE) Pawel WARDZIAK (POL)

Scoring by 5 min intervals:

	Q1		Q2		Q3		Q4	
RUS	4	15	22	32	41	51	58	64
SLO	15	28	36	51	63	72	86	89

LEGEND

%	Shooting Percentage	*	Game Starters	**AS**	Assists	**BS**	Blocked Shots	**DR**	Defensive Rebounds
FD	Fouls Drawn	**M/A**	Made/Attempts	**MIN**	Minutes Played	**OR**	Offensive Rebounds	**OTx**	Overtime
PF	Fouls	**PTS**	Points	**Qx**	Quarter	**ST**	Steals	**TO**	Turnovers
TOT	Total Rebounds								

WED 26 JUL 2017
Start Time 16:00

Start List

RUS vs SLO

Referee: Oscar ALOY DE GEA (ESP)
Referee: Hsin-Da LEE (TPE) Pawel WARDZIAK (POL)

RUS - Russia

No.	Name	Pos	Height	Age	Tournament Statistics						
					PPG	FG%	3FG%	FT%	RPG	APG	MPG (GP)
4	AGABABYAN Levon			23	12.7	33	27	70	1.0	1.8	18:50 (6)
5	MAKSIMOV Sergei			27	4.0	39	25	50	4.8	1.5	16:15 (6)
8	LAPINSKIY Nikolay			28	9.5	44	21	69	4.5	2.5	24:16 (6)
9	SAZANOV Sergey			30	3.2	44	42		1.2	1.2	6:08 (6)
10	GEKMAN Dmitry			30	16.2	64	59	48	6.2	2.0	27:06 (6)
11	YURKOV Daniil			19	3.0	47	33	67	2.7	0.5	11:26 (6)
13	GUSEV Dmitry			32	9.6	35	27	55	4.0	3.4	27:26 (5)
14	KARKAVIN Kirill			29	11.7	44	48	77	1.8	2.5	25:07 (6)
15	BOCHKOV Alexander (C)			33	3.8	36	8	33	4.8	1.5	21:50 (6)
42	MITYUKOV Igor			28	6.2	62	36	25	3.0	0.6	10:46 (5)
50	SYROVATSKII Roman			22	2.4	56	0	100	3.4	0.2	11:40 (5)
	Team			27.4	79.2	44	102	59	39.0	17.0	
Coach	VASILKOV Aleksandr										
Assistant Coach	RYMARCHUK Yury										

RUS Played		
PR	AUS	75-66
PR	KEN	103-36
PR	ARG	98-60
PR	SLO	73-70
PR	UKR	65-68
QF	GRE	61-71

SLO - Slovenia

No.	Name	Pos	Height	Age	Tournament Statistics						
					PPG	FG%	3FG%	FT%	RPG	APG	MPG (GP)
4	SEBJAN Damjan			44	2.5	24	0	50	3.0	2.0	22:39 (6)
6	ZABOT Luka			22	5.0	50	22	91	1.8	0.7	13:13 (6)
7	ORESNIK Jan			25	4.7	32	8	75	1.8	0.7	17:38 (6)
8	MORD Lukas			17	3.3	45	25	50	0.8	0.5	11:16 (6)
9	MAKUC Matic			27	5.8	29	23	67	1.3	1.3	22:25 (6)
10	STARC Domen			36	3.0	47	14	25	2.2	2.3	13:25 (6)
11	KODERMAN Jurij			32	3.2	41	0	50	3.5	0.8	13:45 (6)
12	ZUPAN Miha (C)			35	18.5	51	21	84	13.2	3.8	30:59 (6)
13	LUKIC Sasa			38	21.7	45	37	54	7.0	4.2	34:40 (6)
14	MRSA Sime			53	9.0	45	39		2.7	0.7	12:10 (3)
15	RANKOVIC Peter			39	1.3	25			3.5	1.0	9:46 (6)
16	PERIC Aleksandar			31	3.5	38	0	50	1.0	1.5	6:16 (4)
	Team			33.3	75.8	41	61	65	45.5	18.7	
Coach	VISNIKAR Jernej										
Assistant Coach	CESAR Igor										

SLO Played		
PR	ARG	74-89
PR	AUS	73-54
PR	UKR	57-60
PR	RUS	70-73
PR	KEN	107-39
QF	LTU	74-80

LEGEND

(1)	Point Guard	**(2)**	Shooting Guard	**(3)**	Small Forward	**(4)**	Power Forward	**(5)**	Centre
3FG	% 2 Point Field Goals	**APG**	Assists per Game	**C**	Centre	**F**	Forward	**F1**	Gold-medal Match
F3	Bronze-medal Match	**FG**	Field Goals %	**FT%**	Free Throws %	**G**	Guard	**GP**	Games Played
RP	Rebounds per Game	**SF**	Semi-finals	**SF5**	Place 5th-8th	**PR**	Preliminary	**QF**	Quarter-finals

WED 26 JUL 2017
Start Time 18:30

Results

Game Duration: 01:56

ARG 86 vs 68 TUR

(12-18; 15-23; 32-14; 27-13)

Referee: Sergiy CHAYKOVSKYY (UKR)
Referee: KOUTSOUMARIS A. (GRE) Nihat CETIN (TUR)

Scoring by 5 min intervals:	Q1		Q2		Q3		Q4	
ARG	6	12	20	27	45	59	75	86
TUR	5	18	28	41	48	55	62	68

ARG - Argentina

No.	Name	MIN	Field Goals		2 Points		3 Points		Free Throw		Rebounds			AS	TO	ST	BS	PF	FD	PTS
			M / A	%	M / A	%	M / A	%	M / A	%	OR	DR	TOT							
4	GALANTI SIAN Diego Martin (C)	2:05	2/2	10	2/2	10												1		4
6	RAFFIN Marcos Luis	12:41	0/4	0	0/3	0	0/1	0	1/2	50	1		1	1		1	1	2	2	1
*7	PERTICARARI Manuel	28:22	6/14	43	6/12	50	0/2	0	2/4	50	3	9	12	3	4	4		5	2	14
*8	FABER Joaquin	32:30	9/10	90	8/9	89	1/1	10	1/2	50	4	9	13	2	6	1	1	3	4	20
9	CARMAGNAC Santiago																			
*10	HERRERO Facundo	31:54	1/4	25	1/4	25					1	2	3	7	1	2		2	2	2
11	REYNA Joaquin Omar	12:33												1				1		
12	ARMANDO Jorge Gaston	8:45	0/4	0	0/4	0			1/2	50	1	2	3	1	1	1	1	4	2	1
*13	FERREYRA German Alejandro	32:25	9/17	53	7/12	58	2/5	40	1/3	33	1	5	6	7	5	2		1	2	21
*14	FERNANDEZ Fabio Raul	38:45	7/14	50	4/9	44	3/5	60	6/8	75	2	8	10	3	7	2		4	5	23
	Team/Coach										2	3	5							
	Totals		34/69	49	28/55	51	6/14	43	12/21	57	15	38	53	25	24	13	3	23	19	86

Coach	BRITOS Roberto Ariel
Assistant	TREVISI,Guido

TUR - Turkey

No.	Name	MIN	Field Goals		2 Points		3 Points		Free Throw		Rebounds			AS	TO	ST	BS	PF	FD	PTS
			M / A	%	M / A	%	M / A	%	M / A	%	OR	DR	TOT							
*10	DURSUN Bulent	40:00	8/24	33	3/7	43	5/17	29	1/1	10		2	2	4		3		4	1	22
12	KAYA Ali (C)	1:57													1			2		
*13	CITLAK Sarp Arman	10:48	0/3	0	0/2	0	0/1	0	2/2	10	1	1	2	1	3				1	2
14	GOKALP Emrullah	10:10	2/4	50	2/4	50					2	1	3		1			1	1	4
*15	KARATAS Mert	35:23	3/9	33	2/8	25	1/1	10	5/8	63	10	9	19		3		1	2	8	12
18	KARAOGLAN Ilhan Cem	10:53	0/4	0	0/2	0	0/2	0	2/2	10	1		1		1		1	2	4	2
*20	OTAMIS Omer	35:23	2/8	25	2/8	25			3/4	75		1	1	7	7	2			2	7
22	COBAN Hakan	13:18	3/7	43	1/4	25	2/3	67	1/1	10		1	1	1	2	2		5	2	9
35	AVCI Altiner	8:34	2/3	67	2/3	67														4
*41	SEVINC Aytac	23:53	1/7	14	1/6	17	0/1	0				6	6			1	1	4		2
53	INCEARAP Goktug Can	10:14	1/2	50	1/2	50			2/5	40	1	1	2		3			1	3	4
	Team/Coach										1	4	5		2					
	Totals		22/71	31	14/46	30	8/25	32	16/23	70	16	26	42	13	23	8	3	21	22	68

Coach	KURU Cengiz
Assistant	UYSAL,Harettin Necati

	ARG	TUR
POINTS IN THE PAIN	44	20
BENCH POINTS	6	23
TIMES TIED	4	

	ARG	TUR
BIGGEST LEAD	21	14
BIGGEST SCORING	14-0 (45-45)	9-0 (7-14)
LEAD CHANGES	2	

LEGEND

%	Shooting Percentage	*	Game Starters	**AS**	Assists	**BS**	Blocked Shots	**DR**	Defensive Rebounds
FD	Fouls Drawn	**M/A**	Made/Attempts	**MIN**	Minutes Played	**OR**	Offensive Rebounds	**OTx**	Overtime
PF	Fouls	**PTS**	Points	**Qx**	Quarter	**ST**	Steals	**TO**	Turnovers
TOT	Total Rebounds								

GENÇLİK VE SPOR BAKANLIĞI
TÜRKİYE MİLLİ OLİMPİYAT KOMİTESİ
SAMSUN VALİLİĞİ
SAMSUN BÜYÜKŞEHİR BELEDİYESİ
ONDOKUZ MAYIS ÜNİVERSİTESİ
KRONOS
DEAFLYMPICS

WED 26 JUL 2017
Start Time 18:30

Start List

ARG vs TUR

Referee: Sergiy CHAYKOVSKYY (UKR)
Referee: KOUTSOUMARIS A. (GRE) Nihat CETIN (TUR)

ARG - Argentina

No.	Name	Pos	Height	Age	Tournament Statistics						
					PPG	FG%	3FG%	FT%	RPG	APG	MPG (GP)
4	GALANTI SIAN D. (C)			40	3.7	33		75	3.0	0.3	13:33 (3)
6	RAFFIN Marcos Luis			33	7.2	35	28	40	2.7	1.0	21:49 (6)
7	PERTICARARI Manuel			26	13.2	39	18	65	6.0	2.3	28:02 (6)
8	FABER Joaquin			19	6.0	26	9	60	2.7	1.5	22:10 (6)
9	CARMAGNAC Santiago			24	0.5	9	0	0	0.8	0.8	12:45 (4)
10	HERRERO Facundo			26	7.0	49	13	38	4.0	1.5	22:38 (6)
11	REYNA Joaquin Omar			21	5.0	35	29	25	3.8	1.4	29:43 (5)
12	ARMANDO Jorge Gaston			30	0.8	17	0		2.0	0.6	10:06 (5)
13	FERREYRA G.			24	11.8	38	26	67	3.8	2.3	28:00 (6)
14	FERNANDEZ Fabio Raul			25	16.0	53	44	73	6.2	1.0	29:26 (6)
	Team			26.8	68.2	38	48	60	36.0	12.0	
Coach	BRITOS Roberto Ariel										
Assistant Coach	TREVISI Guido										

ARG Played		
PR	SLO	89-74
PR	UKR	63-70
PR	RUS	60-98
PR	KEN	59-42
PR	AUS	71-65
QF	VEN	67-77

TUR - Turkey

No.	Name	Pos	Height	Age	Tournament Statistics						
					PPG	FG%	3FG%	FT%	RPG	APG	MPG (GP)
10	DURSUN Bulent			27	11.2	25	22	67	2.8	1.5	27:48 (6)
12	KAYA Ali (C)			26	1.3	38		50	4.2	0.2	9:50 (6)
13	CITLAK Sarp Arman			22	5.3	26	11	69	2.8	2.5	23:18 (6)
14	GOKALP Emrullah			23	0.7	100			1.0	0.0	4:10 (3)
15	KARATAS Mert			23	17.5	61	0	56	12.8	0.5	28:00 (6)
18	KARAOGLAN Ilhan Cem			22	6.2	28	12	45	4.2	0.8	19:20 (6)
20	OTAMIS Omer			25	4.2	33	23	50	4.2	3.5	26:34 (6)
22	COBAN Hakan			24	4.0	25	14	41	2.8	0.2	14:36 (6)
35	AVCI Altiner			22	2.2	31	33	67	1.2	0.4	9:49 (5)
41	SEVINC Aytac			28	3.0	40	0	40	2.5	0.3	12:11 (6)
53	INCEARAP Goktug Can			21	1.8	38	0	20	1.3	0.3	8:30 (4)
	Team			23.9	65.8	34	52	52	45.5	10.7	
Coach	KURU Cengiz										
Assistant Coach	UYSAL Harettin Necati										

TUR Played		
PR	POL	75-83
PR	LTU	55-87
PR	TPE	79-48
PR	GRE	62-59
PR	VEN	67-76
QF	UKR	57-72

LEGEND

(1) Point Guard	**(2)** Shooting Guard	**(3)** Small Forward	**(4)** Power Forward	**(5)** Centre
3FG % 2 Point Field Goals	**APG** Assists per Game	**C** Centre	**F** Forward	**F1** Gold-medal Match
F3 Bronze-medal Match	**FG** Field Goals %	**FT%** Free Throws %	**G** Guard	**GP** Games Played
RP Rebounds per Game	**SF** Semi-finals	**SF5** Place 5th-8th	**PR** Preliminary	**QF** Quarter-finals

TUE 25 JUL 2017
Start Time 16:00

Results

Game Duration: 01:58

RUS 61 vs 71 GRE

(13-15; 18-25; 18-17; 12-14)

Referee: Sergiy CHAYKOVSKYY (UKR)
Referee: Pawel WARDZIAK (POL) Almina KOCABAS (TUR)

Scoring by 5 min intervals:	Q1		Q2		Q3		Q4	
RUS	7	13	19	31	40	49	57	61
GRE	7	15	24	40	47	57	64	71

RUS - Russia

No.	Name	MIN	Field Goals		2 Points		3 Points		Free Throws		Rebounds			AS	TO	ST	BS	PF	FD	PTS
			M / A	%	M / A	%	M / A	%	M / A	%	OR	DR	TOT							
4	AGABABYAN Levon	14:37	1/12	8			1/12	8				1	1					5		3
5	MAKSIMOV Sergei	7:41	1/2	50	0/1	0	1/1	100			1	1	2		2			3		3
*8	LAPINSKIY Nikolay	24:05	2/4	50	2/3	67	0/1	0	3/4	75	3	5	8	1	1	1		3	4	7
9	SAZANOV Sergey	2:46																		
*10	GEKMAN Dmitry	32:06	2/5	40	1/2	50	1/3	33	1/4	25		4	4	2	4	4	2	3	5	6
11	YURKOV Daniil	12:05	1/2	50	1/1	100	0/1	0	1/1	100	2	1	3		1	1		5	1	3
*13	GUSEV Dmitry	30:09	5/9	56	4/5	80	1/4	25	5/7	71				3	2	3		2	6	16
*14	KARKAVIN Kirill	28:57	4/9	44	3/5	60	1/4	25	4/5	80		4	4	4	5	1		1	5	13
*15	BOCHKOV Alexander (C)	25:59	2/9	22	1/4	25	1/5	20			2	3	5	1	1	1		2	2	5
42	MITYUKOV Igor	11:00	1/4	25			1/4	25			1	3	4		4				1	3
50	SYROVATSKII Roman	10:40	1/2	50	1/1	100	0/1	0				2	2	1	1			2		2
	Team/Coach										1	1	2							
	Totals		20/58	34	13/22	59	7/36	19	14/21	67	10	25	35	12	21	11	2	26	24	61

Coach	VASILKOV Aleksandr
Assistant	RYMARCHUK,Yury

GRE - Greece

No.	Name	MIN	Field Goals		2 Points		3 Points		Free Throws		Rebounds			AS	TO	ST	BS	PF	FD	PTS
			M / A	%	M / A	%	M / A	%	M / A	%	OR	DR	TOT							
4	KOSKINAS Elisaios	0:31																		
5	ERINAKIS Ioannis	0:31										1	1		1	1				
*6	STREKLAS Konstantinos	26:51	3/5	60	3/5	60			5/6	83	2	2	4	3	1	1		4	3	11
*7	TASIOULIS Ioannis	29:07	3/9	33			3/9	33	3/5	60		9	9	2	3	2		3	4	12
8	TETOROS Georgios	0:31																		
9	GRILLIS Sideris (C)	13:35	2/2	100	1/1	100	1/1	100				1	1	1	2	1		1		5
10	APTOSOGLOU Michail	19:34	0/4	0	0/2	0	0/2	0				6	6	2	3	1			1	0
*11	NTIKOUDIS Panagiotis	36:01	3/9	33	3/6	50	0/3	0	1/3	33		7	7	4	2			3	2	7
12	TSAGKAROULIS Georgios	16:36	1/2	50	1/2	50					2		2					5		2
*13	PAGKRATIS Christos	19:34	4/6	67	4/6	67			5/7	71	2	2	4	1	1			5	6	13
*14	PETALAS Rafail	34:59	5/14	36	3/9	33	2/5	40	9/12	75	2	2	4		4		1	2	8	21
15	NTERTILIS Evangelos	2:10																1	1	
	Team/Coach										1	1	2		3			1		
	Totals		21/51	41	15/31	48	6/20	30	23/33	70	9	31	40	13	20	6	1	25	25	71

Coach	PAPADOPOULOS Ioannis
Assistant	PAPADOPOULOS,Theofanis

	RUS	GRE
POINTS IN THE PAINT	16	10
BENCH POINTS	14	7
TIMES TIED	4	

	RUS	GRE
BIGGEST LEAD	3	13
BIGGEST SCORING RUN	11-0 (55-57)	8-0 (57-70)
LEAD CHANGES	3	

TUE 25 JUL 2017
Start Time 16:00

Results

Game Duration: 01:58

RUS 61 vs 71 GRE
(13-15; 18-25; 18-17; 12-14)

Referee: Sergiy CHAYKOVSKYY (UKR)
Referee: Pawel WARDZIAK (POL) Almina KOCABAS (TUR)

Scoring by 5 min intervals:	Q1		Q2		Q3		Q4	
RUS	7	13	19	31	40	49	57	61
GRE	7	15	24	40	47	57	64	71

LEGEND

%	Shooting Percentage	*	Game Starters	**AS**	Assists	**BS**	Blocked Shots	**DR**	Defensive Rebounds
FD	Fouls Drawn	**M/A**	Made/Attempts	**MIN**	Minutes Played	**OR**	Offensive Rebounds	**OTx**	Overtime
PF	Fouls	**PTS**	Points	**Qx**	Quarter	**ST**	Steals	**TO**	Turnovers
TOT	Total Rebounds								

TUE 25 JUL 2017
Start Time 16:00

Start List

RUS vs GRE

Referee: Sergiy CHAYKOVSKYY (UKR)
Referee: Pawel WARDZIAK (POL) Almina KOCABAS (TUR)

RUS - Russia

No.	Name	Pos	Height	Age	Tournament Statistics						
					PPG	FG%	3FG%	FT%	RPG	APG	MPG (GP)
4	AGABABYAN Levon			23	14.6	37	32	70	1.0	2.2	19:41 (5)
5	MAKSIMOV Sergei			27	4.2	38	14	50	5.4	1.8	17:58 (5)
8	LAPINSKIY Nikolay			28	10.0	44	23	68	3.8	2.8	24:19 (5)
9	SAZANOV Sergey			30	3.8	44	42		1.4	1.4	6:48 (5)
10	GEKMAN Dmitry			30	18.2	66	64	52	6.6	2.0	26:06 (5)
11	YURKOV Daniil			19	3.0	46	40	50	2.6	0.6	11:18 (5)
13	GUSEV Dmitry			32	8.0	30	27	25	5.0	3.5	26:45 (4)
14	KARKAVIN Kirill			29	11.4	44	52	75	1.4	2.2	24:22 (5)
15	BOCHKOV Alexander (C)			33	3.6	42	0	33	4.8	1.6	21:00 (5)
42	MITYUKOV Igor			28	7.0	71	43	25	2.8	0.8	10:43 (4)
50	SYROVATSKII Roman			22	2.5	57		100	3.8	0.0	11:55 (4)
	Team			27.4	82.8	46	104	58	39.8	18.0	
Coach	VASILKOV Aleksandr										
Assistant Coach	RYMARCHUK Yury										

RUS Played		
PR	AUS	75-66
PR	KEN	103-36
PR	ARG	98-60
PR	SLO	73-70
PR	UKR	65-68

GRE - Greece

No.	Name	Pos	Height	Age	Tournament Statistics						
					PPG	FG%	3FG%	FT%	RPG	APG	MPG (GP)
4	KOSKINAS Elisaios			25	3.8	42	50	50	0.5	0.8	12:14 (4)
5	ERINAKIS Ioannis			32	4.7	50	17	100	1.0	1.0	13:22 (3)
6	STREKLAS Konstantinos			35	6.8	34	20	60	4.0	2.3	22:14 (4)
7	TASIOULIS Ioannis			42	3.3	22	20	0	6.8	3.5	24:04 (4)
8	TETOROS Georgios			33	0.0	0			0.3	0.3	6:54 (3)
9	GRILLIS Sideris (C)			36	3.8	12	12	100	1.8	1.0	18:46 (4)
10	APTOSOGLOU Michail			34	6.3	38	25	50	1.8	2.3	22:25 (4)
11	NTIKOUDIS Panagiotis			39	4.8	30	13	33	9.8	1.8	20:13 (4)
12	TSAGKAROULIS Georgios			27	4.3	53		14	4.8	1.0	14:54 (4)
13	PAGKRATIS Christos			36	9.0	50	0	33	5.5	0.5	16:20 (4)
14	PETALAS Rafail			21	22.7	49	22	61	5.0	2.7	28:45 (3)
15	NTERTILIS Evangelos			37	4.5	43		100	2.0	0.8	12:01 (4)
	Team			33.1	65.6	36	30	55	47.0	14.4	
Coach	PAPADOPOULOS Ioannis										
Assistant Coach	PAPADOPOULOS Theofanis										

GRE Played		
PR	TPE	90-44
PR	POL	78-57
PR	VEN	61-64
PR	TUR	59-62
PR	LTU	40-73

LEGEND

(1)	Point Guard	**(2)**	Shooting Guard	**(3)**	Small Forward	**(4)**	Power Forward	**(5)**	Centre
3FG	% 2 Point Field Goals	**APG**	Assists per Game	**C**	Centre	**F**	Forward	**FG%**	Field Goals %
FT%	Free Throws %	**G**	Guard	**GP**	Games Played	**MIN**	Minutes Played per Game	**Pos**	Playing position
PPG	Points per Game	**PR**	Preliminary	**QF**	Quarter-finals	**RPG**	Rebounds per Game		

TUE 25 JUL 2017
Start Time 16:00

Results

Game Duration: 01:51

LTU 80 vs 74 SLO

(17-32; 29-11; 17-20; 17-11)

Referee: Alper OZGOK (TUR)
Referee: Nihat Cetin (TUR) Kamil ALOK (TUR)

Scoring by 5 min intervals:	Q1		Q2		Q3		Q4	
LTU	7	17	32	46	53	63	72	80
SLO	15	32	33	43	52	63	69	74

LTU - Lithuania

No.	Name	MIN	Field Goals		2 Points		3 Points		Free Throw		Rebounds			AS	TO	ST	BS	PF	FD	PTS
			M / A	%	M / A	%	M / A	%	M / A	%	OR	DR	TOT							
4	SANKAUSKAS Laurynas																			
5	KUBILIUS Arunas																			
6	NAVLICKAS Justinas (C)	14:20	1/5	20	1/4	25	0/1	0	0/1	0	1	3	4	2				1	2	2
*7	BAREIKIS Arvydas	40:00	1/3	33	1/2	50	0/1	0	7/9	78	1	4	5	7	3	6	1	3	5	9
8	GUZAUSKAS Lukas																			
9	VAINIUS Martynas	2:13	0/1	0	0/1	0														0
*10	PUZINAS Robertas	31:44	3/9	33	1/2	50	2/7	29	1/6	17		6	6	3	4	2	1	5	3	9
11	VAICIULIS Mantvydas	19:04	6/9	67	5/8	63	1/1	10	5/8	63	2	4	6					2	5	18
12	LAURINAITIS Lukas																			
*13	ZUKAS Gediminas	40:00	9/20	45	9/18	50	0/2	0	6/8	75	4	2	6	2	5	1		3	7	24
*14	BIRIETA Karolis	31:43	5/13	38	5/11	45	0/2	0			2	5	7	1		1	1	3	1	10
*15	ZENEVIC Andrej	20:56	3/6	50	3/6	50			2/3	67	2	3	5	1	2			4	3	8
Team/Coach											1	4	5							
Totals			28/66	42	25/52	48	3/14	21	21/35	60	13	31	44	16	14	10	3	21	26	80

Coach	SATAS Algimantas
Assistant	JURKSA,Algirdas

SLO - Slovenia

No.	Name	MIN	Field Goals		2 Points		3 Points		Free Throw		Rebounds			AS	TO	ST	BS	PF	FD	PTS
			M / A	%	M / A	%	M / A	%	M / A	%	OR	DR	TOT							
*4	SEBJAN Damjan	33:32	1/7	14	1/6	17	0/1	0	3/4	75	5	3	8	8	3	1		4	2	5
*6	ZABOT Luka	20:18	3/7	43	3/5	60	0/2	0	7/7	10		1	1			3		4	4	13
7	ORESNIK Jan	7:20	1/4	25	1/3	33	0/1	0										1		2
8	MORD Lukas	1:50	0/1	0	0/1	0									1			2		0
*9	MAKUC Matic	24:59	3/11	27	1/3	33	2/8	25	1/2	50		1	1	1	5			5	1	9
10	STARC Domen	9:14												2	1			2		
*11	KODERMAN Jurij	13:50	0/4	0	0/2	0	0/2	0	1/2	50		1	1		1			2	2	1
*12	ZUPAN Miha (C)	38:57	7/13	54	5/9	56	2/4	50	3/4	75	3	10	13	6		1	1	2	6	19
*13	LUKIC Sasa	40:00	9/17	53	4/9	44	5/8	63	2/4	50	1	9	10	3	4	2		2	5	25
14	MRSA Sime	9:53	0/4	0			0/4	0										2		0
15	RANKOVIC Peter	1:03	0/1	0	0/1	0									1			1		0
16	PERIC Aleksandar																			
Team/Coach											6	8	14		1					
Totals			24/69	35	15/39	38	9/30	30	17/23	74	15	33	48	20	17	7	1	27	20	74

Coach	VISNIKAR Jernej
Assistant	CESAR,Igor

	LTU	SLO
POINTS IN THE PAIN	40	20
BENCH POINTS	20	2
TIMES TIED	9	

	LTU	SLO
BIGGEST LEAD	7	21
BIGGEST SCORING	19-0 (30-32)	10-0 (9-25)
LEAD CHANGES	11	

TUE 25 JUL 2017
Start Time 16:00

Results

Game Duration: 01:51

LTU 80 vs 74 SLO

(17-32; 29-11; 17-20; 17-11)

Referee: Alper OZGOK (TUR)
Referee: Nihat Cetin (TUR) Kamil ALOK (TUR)

Scoring by 5 min intervals:	Q1		Q2		Q3		Q4	
LTU	7	17	32	46	53	63	72	80
SLO	15	32	33	43	52	63	69	74

LEGEND

%	Shooting Percentage	*	Game Starters	**AS**	Assists	**BS**	Blocked Shots	**DR**	Defensive Rebounds
FD	Fouls Drawn	**M/A**	Made/Attempts	**MIN**	Minutes Played	**OR**	Offensive Rebounds	**OTx**	Overtime
PF	Fouls	**PTS**	Points	**Qx**	Quarter	**ST**	Steals	**TO**	Turnovers
TOT	Total Rebounds								

TUE 25 JUL 2017
Start Time 16:00

Start List

LTU vs SLO

Referee: Alper OZGOK (TUR)
Referee: Nihat Cetin (TUR) Kamil ALOK (TUR)

LTU - Lithuania

No.	Name	Pos	Height	Age	Tournament Statistics						
					PPG	FG%	3FG%	FT%	RPG	APG	MPG (GP)
4	SANKAUSKAS Laurynas			19	2.8	44	0	75	1.0	2.0	11:55 (4)
5	KUBILIUS Arunas			31	3.0	67		50	0.5	2.0	6:22 (2)
6	NAVLICKAS J. (C)			35	4.3	73		100	4.3	1.3	13:21 (4)
7	BAREIKIS Arvydas			37	9.0	39	50	67	1.3	5.5	27:38 (4)
8	GUZAUSKAS Lukas			22	2.3	50		20	2.3	1.0	7:51 (3)
9	VAINIUS Martynas			36	7.7	71	100	100	3.7	1.3	13:23 (3)
10	PUZINAS Robertas			39	7.0	29	21	17	3.0	2.5	24:46 (4)
11	VAICIULIS Mantvydas			22	7.0	47	50	45	4.8	1.0	18:34 (4)
12	LAURINAITIS Lukas			24	5.8	64	60	50	1.0	0.3	8:39 (4)
13	ZUKAS Gediminas			26	18.8	58	38	78	3.8	3.3	28:25 (4)
14	BIRIETA Karolis			28	6.8	38	20	45	8.0	1.0	26:34 (4)
15	ZENEVIC Andrej			26	10.0	55		33	9.3	1.5	21:02 (4)
	Team			28.8	83.6	51	31	53	48.2	21.6	
Coach	SATAS Algimantas										
Assistant Coach	JURKSA Algirdas										

LTU Played		
PR	VEN	67-66
PR	TUR	87-55
PR	POL	97-68
PR	TPE	94-33
PR	GRE	73-40

SLO - Slovenia

No.	Name	Pos	Height	Age	Tournament Statistics						
					PPG	FG%	3FG%	FT%	RPG	APG	MPG (GP)
4	SEBJAN Damjan			44	2.0	30	0	40	2.0	0.8	20:29 (5)
6	ZABOT Luka			22	3.4	55	29	75	2.0	0.8	11:48 (5)
7	ORESNIK Jan			25	5.2	33	8	75	2.2	0.8	19:42 (5)
8	MORD Lukas			17	4.0	47	25	50	1.0	0.6	13:09 (5)
9	MAKUC Matic			27	5.2	29	21	75	1.4	1.4	21:55 (5)
10	STARC Domen			36	3.6	47	14	25	2.6	2.4	14:15 (5)
11	KODERMAN Jurij			32	3.6	50	0		4.0	1.0	13:44 (5)
12	ZUPAN Miha (C)			35	18.4	50	15	85	13.2	3.4	29:24 (5)
13	LUKIC Sasa			38	21.0	43	32	55	6.4	4.4	33:36 (5)
14	MRSA Sime			53	13.5	56	50		4.0	1.0	13:18 (2)
15	RANKOVIC Peter			39	1.6	27			4.2	1.2	11:30 (5)
16	PERIC Aleksandar			31	3.5	38	0	50	1.0	1.5	6:16 (4)
	Team			33.3	76.2	43	56	63	45.0	18.4	
Coach	VISNIKAR Jernej										
Assistant Coach	CESAR Igor										

SLO Played		
PR	ARG	74-89
PR	AUS	73-54
PR	UKR	57-60
PR	RUS	70-73
PR	KEN	107-39

LEGEND

(1) Point Guard	**(2)** Shooting Guard	**(3)** Small Forward	**(4)** Power Forward	**(5)** Centre
3FG % 2 Point Field Goals	**APG** Assists per Game	**C** Centre	**F** Forward	**FG** Field Goals %
FT% Free Throws %	**G** Guard	**GP** Games Played	**MIN** Minutes Played per Gam	**Pos** Playing position
PPG Points per Game	**PR** Preliminary	**QF** Quarter-finals	**RP** Rebounds per Game	

TUE 25 JUL 2017
Start Time 18:30

Results

Game Duration: 01:51

VEN 77 vs 67 ARG

(26-20; 12-16; 22-12; 17-19)

Referee: Ali SAKACI (TUR)
Referee: Hsin-Da LEE (TPE) Ugurcan MEMIS (TUR)

Scoring by 5 min intervals:	Q1		Q2		Q3		Q4	
VEN	15	26	33	38	51	60	68	77
ARG	10	20	26	36	39	48	56	67

VEN - Venezuela

No.	Name	MIN	Field Goals		2 Points		3 Points		Free Throws		Rebounds			AS	TO	ST	BS	PF	FD	PTS
			M / A	%	M / A	%	M / A	%	M / A	%	OR	DR	TOT							
*4	PACHECO Carlos Usain	19:56	2/2	100	1/1	100	1/1	100				1	1		1	1		1	1	5
5	ESCALONA Carlos Jose	1:40																		
6	JIMENEZ Jhonny	17:28	2/6	33	2/3	67	0/3	0	2/2	100		1	1	3	2				3	6
8	CATARI B.	13:59	2/5	40	2/4	50	0/1	0			2		2		1			3		4
9	OJEDA RENGIFO Jose Rafael	6:06	1/4	25	1/1	100	0/3	0			2	2	4					2	1	2
*10	BLANCO BRICENO Miguel Angel	37:29	5/17	29	4/5	80	1/12	8	7/14	50	3	3	6	4	7	1	1	4	7	18
11	ROMERO IZAGUIRRE Luis Enrique	14:22	1/2	50	1/2	50					1	6	7	1			1	2	1	2
12	SANZ PALACIOS Yorman Enrique	2:31	0/1	0			0/1	0												0
*13	CRESPO R.	30:17	6/13	46	6/12	50	0/1	0	3/3	100	8	5	13	2	2		2	3	2	15
*14	PERDOMO F. (C)	33:24	4/12	33	3/6	50	1/6	17	10/13	77	2	7	9	1	1	3		3	8	19
15	LEON Juan																			
*16	AVILA FLORES Wilson Fernando	22:48	3/6	50	3/5	60	0/1	0	0/2	0		7	7	2	3	2		2	3	6
	Team/Coach											2	2		4	1				
	Totals		26/68	38	23/39	59	3/29	10	22/34	65	18	34	52	13	21	8	4	20	26	77

Coach	GONZALEZ Miguel
Assistant	GONZALEZ,Miguel

ARG - Argentina

No.	Name	MIN	Field Goals		2 Points		3 Points		Free Throws		Rebounds			AS	TO	ST	BS	PF	FD	PTS
			M / A	%	M / A	%	M / A	%	M / A	%	OR	DR	TOT							
4	GALANTI SIAN Diego Martin (C)																			
6	RAFFIN Marcos Luis	28:17	1/4	25	1/2	50	0/2	0				3	3			1		5		2
*7	PERTICARARI Manuel	40:00	6/16	38	6/10	60	0/6	0	2/6	33	2	7	9	5	4			2	4	14
*8	FABER Joaquin	19:19	1/5	20	0/3	0	1/2	50				1	1	3	3	1		5		3
9	CARMAGNAC Santiago																			
*10	HERRERO Facundo	13:47	2/3	67	2/3	67			1/2	50		3	3	1	1	1		4	3	5
11	REYNA Joaquin Omar	27:42	3/6	50	1/2	50	2/4	50	1/2	50		4	4			2	1	2	1	9
12	ARMANDO Jorge Gaston	2:47												1				2		
*13	FERREYRA German Alejandro	35:08	6/13	46	4/5	80	2/8	25	8/9	89	1	4	5	2	6	1		2	5	22
*14	FERNANDEZ Fabio Raul	33:05	4/12	33	4/10	40	0/2	0	4/5	80	2	8	10	2	3	1		4	5	12
	Team/Coach										2		2		1			2		
	Totals		23/59	39	18/35	51	5/24	21	16/24	67	7	30	37	14	18	7	1	28	18	67

Coach	BRITOS Roberto Ariel
Assistant	TREVISI,Guido

	VEN	ARG
POINTS IN THE PAINT	14	22
BENCH POINTS	14	11
TIMES TIED	0	

	VEN	ARG
BIGGEST LEAD	14	3
BIGGEST SCORING RUN	9-0 (15-7)	7-0 (15-14)
LEAD CHANGES	3	

LEGEND

%	Shooting Percentage	*	Game Starters	**AS**	Assists	**BS**	Blocked Shots	**DR**	Defensive Rebounds
FD	Fouls Drawn	**M/A**	Made/Attempts	**MIN**	Minutes Played	**OR**	Offensive Rebounds	**OTx**	Overtime
PF	Fouls	**PTS**	Points	**Qx**	Quarter	**ST**	Steals	**TO**	Turnovers
TOT	Total Rebounds								

TUE 25 JUL 2017
Start Time 18:30

Start List

VEN vs ARG

Referee: Ali SAKACI (TUR)
Referee: Hsin-Da LEE (TPE) Ugurcan MEMIS (TUR)

VEN - Venezuela

No.	Name	Pos	Height	Age	Tournament Statistics						
					PPG	FG%	3FG%	FT%	RPG	APG	MPG (GP)
4	PACHECO Carlos Usain			36	4.5	39	40	100	3.0	2.8	19:36 (4)
5	ESCALONA Carlos Jose			35	0.5	33	0		0.5	0.5	6:58 (4)
6	JIMENEZ Jhonny			19	8.3	50	47	50	1.3	3.5	20:01 (4)
8	CATARI B.			23	6.0	46	50	20	3.5	1.0	20:13 (4)
9	OJEDA J.			28	8.8	58	14	86	4.8	1.3	13:18 (4)
10	BLANCO M.			28	23.0	50	38	67	4.8	3.0	26:19 (4)
11	ROMERO L.			39	4.5	62		33	2.0	0.3	11:36 (4)
12	SANZ Y.			28	2.5	24	0	50	1.5	0.3	11:00 (4)
13	CRESPO R.			28	10.3	59	0	50	5.8	2.0	20:59 (4)
14	PERDOMO F. (C)			29	13.5	41	29	68	5.5	5.0	30:10 (4)
15	LEON Juan			29	0.0	0			2.0	0.0	7:17 (3)
16	AVILA W.			31	4.3	64	100	100	5.0	1.8	16:13 (4)
	Team			29.4	81.6	44	48	61	43.0	19.0	
Coach	GONZALEZ Miguel										
Assistant Coach	GONZALEZ Miguel										

VEN Played		
PR	LTU	66-67
PR	TPE	116-29
PR	GRE	64-61
PR	POL	86-71
PR	TUR	76-67

ARG - Argentina

No.	Name	Pos	Height	Age	Tournament Statistics						
					PPG	FG%	3FG%	FT%	RPG	APG	MPG (GP)
4	GALANTI SIAN D. (C)			40	3.7	33		75	3.0	0.3	13:33 (3)
6	RAFFIN Marcos Luis			33	8.2	36	30	40	2.6	1.2	20:32 (5)
7	PERTICARARI Manuel			26	13.0	39	22	76	5.4	1.8	25:39 (5)
8	FABER Joaquin			19	6.6	27	5	60	3.0	1.2	22:44 (5)
9	CARMAGNAC Santiago			24	0.5	9	0	0	0.8	0.8	12:45 (4)
10	HERRERO Facundo			26	7.4	47	13	36	4.2	1.6	24:24 (5)
11	REYNA Joaquin Omar			21	4.0	30	24	0	3.8	1.8	30:13 (4)
12	ARMANDO Jorge Gaston			30	1.0	17	0		2.5	0.5	11:55 (4)
13	FERREYRA G.			24	9.8	35	27	57	3.6	2.4	26:34 (5)
14	FERNANDEZ Fabio Raul			25	16.8	57	50	71	5.4	0.8	28:42 (5)
	Team			26.8	68.4	38	48	58	35.8	11.6	
Coach	BRITOS Roberto Ariel										
Assistant Coach	TREVISI Guido										

ARG Played		
PR	SLO	89-74
PR	UKR	63-70
PR	RUS	60-98
PR	KEN	59-42
PR	AUS	71-65

LEGEND

(1)	Point Guard	**(2)**	Shooting Guard	**(3)**	Small Forward	**(4)**	Power Forward	**(5)**	Centre
3FG	% 2 Point Field Goals	**APG**	Assists per Game	**C**	Centre	**F**	Forward	**FG%**	Field Goals %
FT%	Free Throws %	**G**	Guard	**GP**	Games Played	**MIN**	Minutes Played per Game	**Pos**	Playing position
PPG	Points per Game	**PR**	Preliminary	**QF**	Quarter-finals	**RPG**	Rebounds per Game		

TUE 25 JUL 2017
Start Time 18:30

Results

Game Duration: 01:41

UKR 72 vs 57 TUR
(15-18; 11-15; 18-9; 28-15)

Referee: Oscar ALOY DE GEA (ESP)
Referee: IGLESIAS M.M. (ESP) Emircan OZKAN (TUR)

Scoring by 5 min intervals:	Q1		Q2		Q3		Q4	
UKR	9	15	24	26	39	44	61	72
TUR	9	18	24	33	39	42	44	57

UKR - Ukraine

No.	Name	MIN	Field Goals		2 Points		3 Points		Free Throw		Rebounds			AS	TO	ST	BS	PF	FD	PTS
			M / A	%	M / A	%	M / A	%	M / A	%	OR	DR	TOT							
*0	FOMENKO Oleksandr	36:36	3/8	38	1/3	33	2/5	40	0/2	0		5	5	5	3	1		2	2	8
6	KROPYVIANSKYI Yehor	1:23	1/1	10	1/1	10												1		2
7	MELNYCHENKO Dmytro	1:23																		
8	KIM Maksym	4:43	0/1	0			0/1	0			1		1	1		2			1	0
*9	STRYZHEVSKYI Iurii (C)	23:57	5/16	31	4/10	40	1/6	17	2/2	10		7	7	1					1	13
11	DIDENKO Oleksandr	4:37							2/2	10					2				2	2
13	RIAZANTSEV Pavlo	22:18	3/10	30	3/10	30					5	4	9	1	2		1	3	1	6
*15	KUZNETSOV Oleksandr	19:45	4/6	67	2/2	10	2/4	50	1/4	25	2	2	4	3	1	1		5	2	11
23	SHESTERYKOV Stanislav	5:23	0/4	0	0/4	0			0/2	0	3	1	4		1			1	1	0
*30	BUKIN Serhiy	32:08	1/5	20			1/5	20			1	4	5	1	2	1		3	1	3
*87	YAKOVLIEV Kyrylo	28:54	9/14	64	8/12	67	1/2	50			1	4	5	3	3	1		1	1	19
91	RAUS Andrii	20:56	1/6	17	0/3	0	1/3	33	5/8	63		6	6	4		3		2	6	8
	Team/Coach										3	5	8							
	Totals		27/71	38	19/45	42	8/26	31	10/20	50	16	38	54	19	14	9	1	18	18	72
Coach	KAKOVKIN Stanislav																			
Assistant	NETORA,Iurii																			

TUR - Turkey

No.	Name	MIN	Field Goals		2 Points		3 Points		Free Throw		Rebounds			AS	TO	ST	BS	PF	FD	PTS
			M / A	%	M / A	%	M / A	%	M / A	%	OR	DR	TOT							
*10	DURSUN Bulent	37:42	6/23	26	2/6	33	4/17	24			1	3	4	3	1	2		1	3	16
12	KAYA Ali (C)	9:58	0/1	0	0/1	0					1	3	4		1	2				0
*13	CITLAK Sarp Arman	27:48	1/10	10	1/9	11	0/1	0	3/3	10		2	2	3	2	1		4	3	5
14	GOKALP Emrullah																			
*15	KARATAS Mert	30:02	4/9	44	4/9	44			6/6	10	6	11	17		2	2	1	4	6	14
*18	KARAOGLAN Ilhan Cem	26:51	4/11	36	4/8	50	0/3	0	1/2	50		4	4	1	1			5	2	9
20	OTAMIS Omer	24:55	3/7	43	3/4	75	0/3	0			1	6	7	2	7	1		2		6
*22	COBAN Hakan	17:58	1/6	17	1/4	25	0/2	0	0/2	0	2	1	3					3	2	2
35	AVCI Altiner	4:04	0/3	0	0/2	0	0/1	0			1		1							0
41	SEVINC Aytac	20:42	2/4	50	2/4	50			1/1	10	2	2	4	1	1		1		1	5
53	INCEARAP Goktug Can																			
62	KOCLU Volkan																			
	Team/Coach										2	1	3		1					
	Totals		21/74	28	17/47	36	4/27	15	11/14	79	16	33	49	10	16	8	2	19	17	57
Coach	KURU Cengiz																			
Assistant	UYSAL,Harettin Necati																			

	UKR	TUR
POINTS IN THE PAIN	32	32
BENCH POINTS	18	11
TIMES TIED	6	

	UKR	TUR
BIGGEST LEAD	20	7
BIGGEST SCORING	13-0 (61-44)	9-0 (15-22)
LEAD CHANGES	7	

TUE 25 JUL 2017
Start Time 18:30

Results

Game Duration: 01:41

UKR 72 vs 57 TUR
(15-18; 11-15; 18-9; 28-15)

Referee: Oscar ALOY DE GEA (ESP)
Referee: IGLESIAS M.M. (ESP) Emircan OZKAN (TUR)

Scoring by 5 min intervals:	Q1		Q2		Q3		Q4	
UKR	9	15	24	26	39	44	61	72
TUR	9	18	24	33	39	42	44	57

LEGEND

%	Shooting Percentage	*	Game Starters	**AS**	Assists	**BS**	Blocked Shots	**DR**	Defensive Rebounds
FD	Fouls Drawn	**M/A**	Made/Attempts	**MIN**	Minutes Played	**OR**	Offensive Rebounds	**OTx**	Overtime
PF	Fouls	**PTS**	Points	**Qx**	Quarter	**ST**	Steals	**TO**	Turnovers
TOT	Total Rebounds								

TUE 25 JUL 2017
Start Time 18:30

Start List

UKR vs TUR

Referee: Oscar ALOY DE GEA (ESP)
Referee: IGLESIAS M.M. (ESP) Emircan OZKAN (TUR)

UKR - Ukraine

No.	Name	Pos	Height	Age	Tournament Statistics						
					PPG	FG%	3FG%	FT%	RPG	APG	MPG (GP)
0	FOMENKO Oleksandr			30	12.2	37	35	75	5.8	2.2	31:17 (5)
6	KROPYVIANSKYI Yehor			18	4.0	50	100	50	3.5	0.5	7:17 (2)
7	MELNYCHENKO Dmytro			25	0.7	50			2.3	0.3	7:17 (3)
8	KIM Maksym			25	1.2	9	11	75	0.8	1.0	8:19 (5)
9	STRYZHEVSKYI I. (C)			24	7.6	27	18	83	6.2	2.0	23:03 (5)
11	DIDENKO Oleksandr			26	1.5	18	0	50	2.0	0.5	7:50 (4)
13	RIAZANTSEV Pavlo			22	6.8	39	0	55	6.4	2.2	23:33 (5)
15	KUZNETSOV Oleksandr			39	5.8	30	33	57	3.0	0.6	17:08 (5)
23	SHESTERYKOV Stanislav			32	3.8	42	33	100	2.3	0.5	9:01 (4)
30	BUKIN Serhiy			30	7.4	29	24	60	4.6	1.4	25:03 (5)
87	YAKOVLIEV Kyrylo			30	9.0	33	33	62	6.6	1.8	27:14 (5)
91	RAUS Andrii			25	9.4	41	42	75	5.6	1.6	24:01 (5)
	Team			27.2	65.6	33	96	67	48.6	14.0	
Coach	KAKOVKIN Stanislav										
Assistant Coach	NETORA Iurii										

UKR Played		
PR	KEN	78-21
PR	ARG	70-63
PR	SLO	60-57
PR	AUS	52-45
PR	RUS	68-65

TUR - Turkey

No.	Name	Pos	Height	Age	Tournament Statistics						
					PPG	FG%	3FG%	FT%	RPG	APG	MPG (GP)
10	DURSUN Bulent			27	10.2	24	22	67	2.6	1.2	25:49 (5)
12	KAYA Ali (C)			26	1.6	43		50	4.2	0.2	9:49 (5)
13	CITLAK Sarp Arman			22	5.4	31	13	62	3.0	2.4	22:24 (5)
14	GOKALP Emrullah			23	0.7	100			1.0	0.0	4:10 (3)
15	KARATAS Mert			23	18.2	63	0	49	12.0	0.6	27:36 (5)
18	KARAOGLAN Ilhan Cem			22	5.6	25	14	44	4.2	0.8	17:50 (5)
20	OTAMIS Omer			25	3.8	30	30	50	3.6	3.8	26:54 (5)
22	COBAN Hakan			24	4.4	27	20	45	2.8	0.2	13:55 (5)
35	AVCI Altiner			22	2.8	40	50	67	1.3	0.5	11:15 (4)
41	SEVINC Aytac			28	2.6	38	0	25	2.2	0.2	10:29 (5)
53	INCEARAP Goktug Can			21	1.8	38	0	20	1.3	0.3	8:30 (4)
62	KOCLU Volkan			30	11.8	28	26	50	3.0	0.8	26:55 (5)
	Team			24.4	67.6	35	62	49	44.8	10.8	
Coach	KURU Cengiz										
Assistant Coach	UYSAL Harettin Necati										

TUR Played		
PR	POL	75-83
PR	LTU	55-87
PR	TPE	79-48
PR	GRE	62-59
PR	VEN	67-76

LEGEND

(1) Point Guard	**(2)** Shooting Guard	**(3)** Small Forward	**(4)** Power Forward	**(5)** Centre
3FG % 2 Point Field Goals	**APG** Assists per Game	**C** Centre	**F** Forward	**FG** Field Goals %
FT% Free Throws %	**G** Guard	**GP** Games Played	**MIN** Minutes Played per Gam	**Pos** Playing position
PPG Points per Game	**PR** Preliminary	**QF** Quarter-finals	**RP** Rebounds per Game	

Pool standings

REVISED
MON 24 JUL 20:35

As of MON 24 JUL 2017 at 20:35

Group A								Games			Points			
Rank		LTU	VEN	GRE	TUR	POL	TPE	Played	Won	Lost	For	Against	Diff.	Class. Points
1	LTU	---	67 - 66	73 - 40	87 - 55	97 - 68	94 - 33	5	5	0	418	262	156	10
2	VEN	66 - 67	---	64 - 61	76 - 67	86 - 71	116 - 29	5	4	1	408	295	113	9
3	GRE	40 - 73	61 - 64	---	59 - 62	78 - 57	90 - 44	5	2	3	328	300	28	7
4	TUR	55 - 87	67 - 76	62 - 59	---	75 - 83	79 - 48	5	2	3	338	353	-15	7
5	POL	68 - 97	71 - 86	57 - 78	83 - 75	---	94 - 60	5	2	3	373	396	-23	7
6	TPE	33 - 94	29 - 116	44 - 90	48 - 79	60 - 94	---	5	0	5	214	473	-259	5

Group B								Games			Points			
Rank		UKR	RUS	ARG	SLO	AUS	KEN	Played	Won	Lost	For	Against	Diff.	Class. Points
1	UKR	---	68 - 65	70 - 63	60 - 57	52 - 45	78 - 21	5	5	0	328	251	77	10
2	RUS	65 - 68	---	98 - 60	73 - 70	75 - 66	103 - 36	5	4	1	414	300	114	9
3	ARG	63 - 70	60 - 98	---	89 - 74	71 - 65	59 - 42	5	3	2	342	349	-7	8
4	SLO	57 - 60	70 - 73	74 - 89	---	73 - 54	107 - 39	5	2	3	381	315	66	7
5	AUS	45 - 52	66 - 75	65 - 71	54 - 73	---	87 - 25	5	1	4	317	296	21	6
6	KEN	21 - 78	36 - 103	42 - 59	39 - 107	25 - 87	---	5	0	5	163	434	-271	5

Games Schedule

Date	Start Time	Phase	Game	Teams	Result
WED 19 JUL	11:00	Preliminary Group A	1	TUR - POL	75 - 83
WED 19 JUL	11:00	Preliminary Group B	2	RUS - AUS	75 - 66
WED 19 JUL	13:30	Preliminary Group A	3	GRE - TPE	90 - 44
WED 19 JUL	13:30	Preliminary Group B	4	SLO - ARG	74 - 89
WED 19 JUL	16:00	Preliminary Group A	5	VEN - LTU	66 - 67
WED 19 JUL	16:00	Preliminary Group B	6	UKR - KEN	78 - 21
THU 20 JUL	10:00	Preliminary Group A	9	POL - GRE	57 - 78
THU 20 JUL	10:00	Preliminary Group B	10	AUS - SLO	54 - 73
THU 20 JUL	12:00	Preliminary Group A	11	LTU - TUR	87 - 55
THU 20 JUL	12:00	Preliminary Group B	12	KEN - RUS	36 - 103
THU 20 JUL	16:00	Preliminary Group A	15	TPE - VEN	29 - 116
THU 20 JUL	16:00	Preliminary Group B	16	ARG - UKR	63 - 70
FRI 21 JUL	11:00	Preliminary Group A	19	LTU - POL	97 - 68
FRI 21 JUL	11:00	Preliminary Group B	20	KEN - AUS	25 - 87
FRI 21 JUL	13:30	Preliminary Group A	21	VEN - GRE	64 - 61
FRI 21 JUL	13:30	Preliminary Group B	22	UKR - SLO	60 - 57
FRI 21 JUL	18:30	Preliminary Group A	25	TUR - TPE	79 - 48
FRI 21 JUL	18:30	Preliminary Group B	26	RUS - ARG	98 - 60
SUN 23 JUL	11:00	Preliminary Group A	31	POL - VEN	71 - 86
SUN 23 JUL	11:00	Preliminary Group B	32	AUS - UKR	45 - 52
SUN 23 JUL	13:30	Preliminary Group A	33	TPE - LTU	33 - 94

Pool standings

REVISED
MON 24 JUL 20:35

As of MON 24 JUL 2017 at 20:35

Games Schedule

Date	Start Time	Phase	Game	Teams	Result
SUN 23 JUL	13:30	Preliminary Group B	34	ARG - KEN	59 - 42
SUN 23 JUL	18:30	Preliminary Group A	37	GRE - TUR	59 - 62
SUN 23 JUL	18:30	Preliminary Group B	38	SLO - RUS	70 - 73
MON 24 JUL	13:30	Preliminary Group A	41	TPE - POL	60 - 94
MON 24 JUL	13:30	Preliminary Group B	42	ARG - AUS	71 - 65
MON 24 JUL	16:00	Preliminary Group A	43	TUR - VEN	67 - 76
MON 24 JUL	16:00	Preliminary Group B	44	RUS - UKR	65 - 68
MON 24 JUL	18:30	Preliminary Group A	45	LTU - GRE	73 - 40
MON 24 JUL	18:30	Preliminary Group B	46	KEN - SLO	39 - 107

KRONOS

DEAFLYMPICS

WED 19 JUL 2017
Start Time 11:00

Results

Game Duration: 02:18

RUS 75 vs 66 AUS

(22-15; 35-32; 0-0; 18-19)

Referee: Alper OZGOK (TUR)
Referee: Cagkan ERTURK (TUR) Kamil ALOK (TUR)

Scoring by 5 min intervals:	Q1		Q2		Q3		Q4	
RUS	14	22	36	57	57	57	68	75
AUS	7	15	26	47	47	47	58	66

RUS - Russia

No.	Name	MIN	Field Goals		2 Points		3 Points		Free Throw		Rebounds			AS	TO	ST	BS	PF	FD	PTS
			M / A	%	M / A	%	M / A	%	M / A	%	OR	DR	TOT							
4	AGABABYAN Levon	13:29	2/14	14	0/4	0	2/10	20				2	2	3	3	4		1	5	6
5	MAKSIMOV Sergei	17:18	4/9	44	4/8	50	0/1	0	0/2	0	2	5	7		2	1		3	1	8
8	LAPINSKIY Nikolay	18:28	3/10	30	3/5	60	0/5	0	3/6	50		2	2		3	2		4	4	9
9	SAZANOV Sergey	4:38	2/3	67			2/3	67			2		2					2		6
10	GEKMAN Dmitry	11:46	4/5	80	3/4	75	1/1	10	2/5	40	3	3	6	2	4	2	3	4	3	11
11	YURKOV Daniil	13:20	4/8	50	2/4	50	2/4	50			2	5	7	1	3	3			1	10
13	GUSEV Dmitry	17:21	4/13	31	0/2	0	4/11	36				3	3	1	3			4		12
14	KARKAVIN Kirill	16:30	1/3	33	0/1	0	1/2	50	1/2	50		1	1	2				2	2	4
15	BOCHKOV Alexander (C)	14:13	0/3	0	0/1	0	0/2	0			2	3	5	1	1			3		0
42	MITYUKOV Igor	6:02	2/3	67	1/1	10	1/2	50			1	3	4	1				2	1	5
50	SYROVATSKII Roman	18:26	2/4	50	2/4	50					4	6	10				2	3		4
	Team/Coach										1	4	5							
	Totals		28/75	37	15/34	44	13/41	32	6/15	40	17	37	54	11	19	12	5	28	17	75

Coach	VASILKOV Aleksandr
Assistant	RYMARCHUK,Yury

AUS - Australia

No.	Name	MIN	Field Goals		2 Points		3 Points		Free Throw		Rebounds			AS	TO	ST	BS	PF	FD	PTS
			M / A	%	M / A	%	M / A	%	M / A	%	OR	DR	TOT							
4	CARTLEDGE Samuel James	21:05	3/7	43	3/6	50	0/1	0	2/4	50	3	2	5	3	6	1		3	3	8
5	CRICK Shane Michael	23:12	4/13	31	3/9	33	1/4	25	2/2	10	4	7	11	1				2	1	11
6	WOOLMER Jordan Danny	7:20	0/3	0	0/1	0	0/2	0				1	1	1	2	1		1		0
7	WILLIAMS Morgan	21:20	6/14	43	4/9	44	2/5	40	3/6	50	1	6	7		6	1		4	5	17
8	QUINN Samuel	12:55	2/6	33	2/6	33			4/5	80	1	2	3	1	1	1		3	5	8
9	JACKSON Lachlan	27:15	3/14	21	3/14	21			2/4	50	4	6	10	3	2	3	1		6	8
10	BILYJ Mark (C)	23:07	3/11	27	2/9	22	1/2	50	7/13	54	4	6	10	3	2			4	8	14
11	BROOKS Callan	1:24													2					
12	DURNAOGLU Halil																			
14	LANE Patrick	2:33																		
15	ROBINS Ben	0:11																		
	Team/Coach										1	3	4							
	Totals		21/68	31	17/54	31	4/14	29	20/34	59	18	33	51	12	21	7	1	17	28	66

Coach	REID Brent
Assistant	MCRAE,Ramunas

	RUS	AUS
POINTS IN THE PAIN	20	18
BENCH POINTS	75	66
TIMES TIED	0	

	RUS	AUS
BIGGEST LEAD	16	0
BIGGEST SCORING	8-0 (55-39)	7-0 (57-50)
LEAD CHANGES	0	

LEGEND

%	Shooting Percentage	*	Game Starters	**AS**	Assists	**BS**	Blocked Shots	**DR**	Defensive Rebounds
FD	Fouls Drawn	**M/A**	Made/Attempts	**MIN**	Minutes Played	**OR**	Offensive Rebounds	**OTx**	Overtime
PF	Fouls	**PTS**	Points	**Qx**	Quarter	**ST**	Steals	**TO**	Turnovers
TOT	Total Rebounds								

WED 19 JUL 2017
Start Time 11:00

Start List

AUS vs RUS

Referee: Alper OZGOK (TUR)
Referee: Cagkan ERTURK (TUR) Kamil ALOK (TUR)

AUS - Australia

No.	Name	Pos	Height	Age	Tournament Statistics						
					PPG	FG%	3FG%	FT%	RPG	APG	MPG (GP)
4	CARTLEDGE Samuel Jam			24							
5	CRICK Shane Michael			22							
6	WOOLMER Jordan Danny			25							
7	WILLIAMS Morgan			25							
8	QUINN Samuel			39							
9	JACKSON Lachlan			24							
10	BILYJ Mark			31							
11	BROOKS Callan			25							
12	DURNAOGLU Halil			36							
14	LANE Patrick			28							
15	ROBINS Ben			16							
	Team			26.8							
Coach	REID Brent										
Assistant Coach	MCRAE Ramunas										

RUS - Russia

No.	Name	Pos	Height	Age	Tournament Statistics						
					PPG	FG%	3FG%	FT%	RPG	APG	MPG (GP)
4	AGABABYAN Levon			23							
5	MAKSIMOV Sergei			27							
8	LAPINSKIY Nikolay			28							
9	SAZANOV Sergey			30							
10	GEKMAN Dmitry			30							
11	YURKOV Daniil			19							
13	GUSEV Dmitry			32							
14	KARKAVIN Kirill			29							
15	BOCHKOV Alexander			33							
42	MITYUKOV Igor			28							
50	SYROVATSKII Roman			22							
	Team			27.4							
Coach	VASILKOV Aleksandr										
Assistant Coach	RYMARCHUK Yury										

LEGEND

(1) Point Guard	**(2)** Shooting Guard	**(3)** Small Forward	**(4)** Power Forward	**(5)** Centre
3FG % 2 Point Field Goals	**APG** Assists per Game	**C** Centre	**F** Forward	**FG** Field Goals %
FT% Free Throws %	**G** Guard	**GP** Games Played	**MIN** Minutes Played per Gam	**Pos** Playing position
PPG Points per Game	**PR** Preliminary	**RP** Rebounds per Game		

THU 20 JUL 2017
Start Time 12:00

Results

Game Duration: 01:40

KEN 36 vs 103 RUS
(12-29; 5-23; 8-18; 11-33)

Referee: Alvydas DOBILAS (LTU)
Referee: SOYLEMEZOGLU H. (TUR) Busra ALP (TUR)

Scoring by 5 min intervals:	Q1		Q2		Q3		Q4	
KEN	7	12	15	17	20	25	31	36
RUS	12	29	37	52	57	70	83	103

KEN - Kenya

No.	Name	MIN	Field Goals		2 Points		3 Points		Free Throws		Rebounds			AS	TO	ST	BS	PF	FD	PTS
			M / A	%	M / A	%	M / A	%	M / A	%	OR	DR	TOT							
*4	ONDWARI Dickson Manyange	36:40	3/13	23	3/13	23			2/6	33	3	7	10		3	2		1	4	8
*5	ODHIAMBO Elvis	27:34	3/7	43	3/7	43			1/2	50		5	5	1	4	1		1	2	7
7	MUSALIA Calvin	25:05	2/9	22	1/7	14	1/2	50			1	7	8	1	10	3		3	1	5
*8	GICHUKI Charles Nguqi	28:01	1/6	17	1/4	25	0/2	0	0/1	0	1	1	2	1	3			1	3	2
9	KAMAU Peter Kagotho	11:19	1/1	100	1/1	100					1		1		1			1		2
*10	OCHOLLAH Daniel Ochieng	34:57	2/7	29	2/7	29			1/2	50	1	1	2	4	13	5		4	3	5
*11	OGEKA James Odhiambo	32:23	3/7	43	3/7	43			1/2	50	3	2	5		2	1	1	3	2	7
12	KABAKA Caleb	3:33	0/1	0	0/1	0						1	1					4		0
13	OLOO Fredrick	0:26																		
	Team/Coach										2		2		6					
	Totals		15/51	29	14/47	30	1/4	25	5/13	38	12	24	36	7	42	12	1	18	15	36

Coach	GORO Charles
Assistant	NYAMWEYA,Innocent

RUS - Russia

No.	Name	MIN	Field Goals		2 Points		3 Points		Free Throws		Rebounds			AS	TO	ST	BS	PF	FD	PTS
			M / A	%	M / A	%	M / A	%	M / A	%	OR	DR	TOT							
4	AGABABYAN Levon	16:11	5/9	56	2/4	50	3/5	60						4	1	2		1	2	13
5	MAKSIMOV Sergei	19:08	1/3	33	0/1	0	1/2	50				6	6	5		2		3		3
*8	LAPINSKIY Nikolay	16:39	4/8	50	3/5	60	1/3	33	6/8	75	3	2	5	3	4	5		1	6	15
9	SAZANOV Sergey	20:08	4/7	57	2/4	50	2/3	67			4		4	6		4		1		10
*10	GEKMAN Dmitry	19:21	4/7	57	3/4	75	1/3	33	4/6	67		4	4	2		1	1	1	3	13
11	YURKOV Daniil	17:01	1/3	33	1/2	50	0/1	0				3	3	2		2		1		2
13	GUSEV Dmitry																			
*14	KARKAVIN Kirill	23:49	6/16	38	3/9	33	3/7	43	2/2	100	1	1	2	3	4	3		1	2	17
15	BOCHKOV Alexander	20:26	2/3	67	2/3	67					1	3	4	2	3			2		4
*42	MITYUKOV Igor	26:15	9/13	69	7/8	88	2/5	40	0/2	0	1	5	6	2	5	3		1	3	20
*50	SYROVATSKII Roman	21:08	2/3	67	2/3	67			2/2	100	2	2	4		2		2	3	2	6
	Team/Coach											1	1							
	Totals		38/72	53	25/43	58	13/29	45	14/20	70	12	27	39	29	19	22	3	15	18	103

Coach	VASILKOV Aleksandr
Assistant	RYMARCHUK,Yury

	KEN	RUS
POINTS IN THE PAINT	10	14
BENCH POINTS	7	32
TIMES TIED	1	

	KEN	RUS
BIGGEST LEAD	3	68
BIGGEST SCORING RUN	5-0 (20-52)	20-0 (15-52)
LEAD CHANGES	0	

LEGEND

%	Shooting Percentage	*	Game Starters	**AS**	Assists	**BS**	Blocked Shots	**DR**	Defensive Rebounds
FD	Fouls Drawn	**M/A**	Made/Attempts	**MIN**	Minutes Played	**OR**	Offensive Rebounds	**OTx**	Overtime
PF	Fouls	**PTS**	Points	**Qx**	Quarter	**ST**	Steals	**TO**	Turnovers
TOT	Total Rebounds								

Report Created THU 20 JUL 2017 13:58

THU 20 JUL 2017
Start Time 12:00

Start List

KEN vs RUS

Referee: Alvydas DOBILAS (LTU)
Referee: SOYLEMEZOGLU H. (TUR) Busra ALP (TUR)

KEN - Kenya

No.	Name	Pos	Height	Age	Tournament Statistics						
					PPG	FG%	3FG%	FT%	RPG	APG	MPG (GP)
4	ONDWARI D.			27							
5	ODHIAMBO Elvis			35	2.0	20			3.0	0.0	19:17 (1)
7	MUSALIA Calvin			32	2.0	8		0	6.0	2.0	30:21 (1)
8	GICHUKI Charles Nguqi			35							
9	KAMAU Peter Kagotho			41	0.0				1.0	0.0	2:17 (1)
10	OCHOLLAH D.			26	4.0	8	50	25	4.0	0.0	34:26 (1)
11	OGEKA James Odhiambo			25	9.0	57		100	6.0	0.0	26:09 (1)
12	KABAKA Caleb			35	0.0	0	0		2.0	0.0	12:43 (1)
13	OLOO Fredrick			32							
	Team			32.0	21.0	17	14	18	48.0	4.0	
Coach	GORO Charles										
Assistant Coach	NYAMWEYA Innocent										

KEN Played		
PR	UKR	21-78

RUS - Russia

No.	Name	Pos	Height	Age	Tournament Statistics						
					PPG	FG%	3FG%	FT%	RPG	APG	MPG (GP)
4	AGABABYAN Levon			23	6.0	14	20		2.0	3.0	13:29 (1)
5	MAKSIMOV Sergei			27	8.0	44	0	0	7.0	0.0	17:18 (1)
8	LAPINSKIY Nikolay			28	9.0	30	0	50	2.0	0.0	18:28 (1)
9	SAZANOV Sergey			30	6.0	67	67		2.0	0.0	4:38 (1)
10	GEKMAN Dmitry			30	11.0	80	100	40	6.0	2.0	11:46 (1)
11	YURKOV Daniil			19	10.0	50	50		7.0	1.0	13:20 (1)
13	GUSEV Dmitry			32	12.0	31	36		3.0	1.0	17:21 (1)
14	KARKAVIN Kirill			29	4.0	33	50	50	1.0	2.0	16:30 (1)
15	BOCHKOV Alexander			33	0.0	0	0		5.0	1.0	14:13 (1)
42	MITYUKOV Igor			28	5.0	67	50		4.0	1.0	6:02 (1)
50	SYROVATSKII Roman			22	4.0	50			10.0	0.0	18:26 (1)
	Team			27.4	75.0	37	130	40	54.0	11.0	
Coach	VASILKOV Aleksandr										
Assistant Coach	RYMARCHUK Yury										

RUS Played		
PR	AUS	75-66

LEGEND

(1)	Point Guard	**(2)**	Shooting Guard	**(3)**	Small Forward	**(4)**	Power Forward	**(5)**	Centre
3FG	% 2 Point Field Goals	**APG**	Assists per Game	**C**	Centre	**F**	Forward	**FG%**	Field Goals %
FT%	Free Throws %	**G**	Guard	**GP**	Games Played	**MIN**	Minutes Played per Game	**Pos**	Playing position
PPG	Points per Game	**PR**	Preliminary	**RPG**	Rebounds per Game				

FRI 21 JUL 2017
Start Time 18:30

Results

Game Duration: 01:49

RUS 98 vs 60 ARG

(27-16; 20-25; 30-13; 21-6)

Referee: KOUTSOUMARIS A. (GRE)
Referee: Oleksandr DAVYDOV (UKR) Umut MEMIS (TUR)

Scoring by 5 min intervals:	Q1		Q2		Q3		Q4	
RUS	12	27	35	47	60	77	88	98
ARG	11	16	25	41	47	54	56	60

RUS - Russia

No.	Name	MIN	Field Goals		2 Points		3 Points		Free Throw		Rebounds			AS	TO	ST	BS	PF	FD	PTS
			M / A	%	M / A	%	M / A	%	M / A	%	OR	DR	TOT							
4	AGABABYAN Levon	21:36	5/13	38	2/4	50	3/9	33	3/5	60		1	1	2	2	2		1	4	16
5	MAKSIMOV Sergei	22:05	1/2	50	1/1	10	0/1	0	4/4	10	2	5	7	2			1		2	6
*8	LAPINSKIY Nikolay	30:01	3/5	60	1/2	50	2/3	67	7/10	70	2	1	3	6	3	1		3	7	15
9	SAZANOV Sergey	3:50	1/4	25			1/4	25			1		1		1			1		3
*10	GEKMAN Dmitry	30:09	11/17	65	9/14	64	2/3	67	2/6	33	4	7	11	3	4	3	2	3	5	26
11	YURKOV Daniil	9:20	1/2	50	1/2	50			1/2	50	1	1	2		1			2	1	3
12	ZHBANOV Georgy																			
*13	GUSEV Dmitry	24:51	1/5	20	1/2	50	0/3	0	1/2	50	1	4	5	6	1	2		4	3	3
*14	KARKAVIN Kirill	27:37	6/7	86	2/3	67	4/4	10	3/4	75				1	4	3		3	2	19
15	BOCHKOV Alexander (C)	21:14	3/3	10	3/3	10			0/4	0	2		2	2	1	1		3	4	6
42	MITYUKOV Igor	6:35							1/2	50		1	1						1	1
*50	SYROVATSKII Roman	6:29										1	1		2					
	Team/Coach											6	6		2					
	Totals		32/58	55	20/31	65	12/27	44	22/39	56	13	27	40	22	21	12	3	20	29	98

Coach	VASILKOV Aleksandr
Assistant	RYMARCHUK,Yury

ARG - Argentina

No.	Name	MIN	Field Goals		2 Points		3 Points		Free Throw		Rebounds			AS	TO	ST	BS	PF	FD	PTS
			M / A	%	M / A	%	M / A	%	M / A	%	OR	DR	TOT							
4	GALANTI SIAN Diego Martin (C)	4:37																1		
6	RAFFIN Marcos Luis	21:48	2/6	33	0/2	0	2/4	50				2	2	1	1	1		3	1	6
*7	PERTICARARI Manuel	29:05	6/11	55	4/7	57	2/4	50	3/3	10	4	3	7	3	3			5	2	17
*8	FABER Joaquin	26:57	2/8	25	2/3	67	0/5	0	2/2	10		2	2	4	4	2		4	3	6
9	CARMAGNAC Santiago	10:20	0/2	0	0/1	0	0/1	0							2	1		1	1	0
*10	HERRERO Facundo	26:18	1/4	25	1/2	50	0/2	0	2/6	33	1	4	5	1	2	4		4	4	4
11	REYNA Joaquin Omar	26:55	1/6	17	0/1	0	1/5	20				2	2		7			3	1	3
12	ARMANDO Jorge Gaston	2:59	0/1	0	0/1	0					1	1	2		1					0
*13	FERREYRA German Alejandro	22:15	3/6	50	2/4	50	1/2	50	4/6	67				1	4			4	3	11
*14	FERNANDEZ Fabio Raul	28:46	4/6	67	4/5	80	0/1	0	5/5	10		7	7	2	1	3		5	5	13
	Team/Coach										1	2	3					1		
	Totals		19/50	38	13/26	50	6/24	25	16/22	73	7	23	30	12	25	11		31	20	60

Coach	BRITOS Roberto Ariel
Assistant	TREVISI,Guido

	RUS	ARG
POINTS IN THE PAIN	38	22
BENCH POINTS	35	9
TIMES TIED	0	

	RUS	ARG
BIGGEST LEAD	38	7
BIGGEST SCORING	13-0 (17-11)	9-0 (2-9)
LEAD CHANGES	2	

LEGEND

%	Shooting Percentage	*	Game Starters	**AS**	Assists	**BS**	Blocked Shots	**DR**	Defensive Rebounds
FD	Fouls Drawn	**M/A**	Made/Attempts	**MIN**	Minutes Played	**OR**	Offensive Rebounds	**OTx**	Overtime
PF	Fouls	**PTS**	Points	**Qx**	Quarter	**ST**	Steals	**TO**	Turnovers
TOT	Total Rebounds								

FRI 21 JUL 2017
Start Time 18:30

Start List

RUS vs ARG

Referee: KOUTSOUMARIS A. (GRE)
Referee: Oleksandr DAVYDOV (UKR) Umut MEMIS (TUR)

RUS - Russia

No.	Name	Pos	Height	Age	Tournament Statistics						
					PPG	FG%	3FG%	FT%	RPG	APG	MPG (GP)
4	AGABABYAN Levon			23	9.5	30	33		1.0	3.5	14:50 (2)
5	MAKSIMOV Sergei			27	5.5	42	33	0	6.5	2.5	18:13 (2)
8	LAPINSKIY Nikolay			28	12.0	39	13	64	3.5	1.5	17:33 (2)
9	SAZANOV Sergey			30	8.0	60	67		3.0	3.0	12:23 (2)
10	GEKMAN Dmitry			30	12.0	67	50	55	5.0	2.0	15:33 (2)
11	YURKOV Daniil			19	6.0	45	40		5.0	1.5	15:10 (2)
12	ZHBANOV Georgy			19							
13	GUSEV Dmitry			32	12.0	31	36		3.0	1.0	17:21 (1)
14	KARKAVIN Kirill			29	10.5	37	44	75	1.5	2.5	20:09 (2)
15	BOCHKOV Alexander (C)			33	2.0	33	0		4.5	1.5	17:19 (2)
42	MITYUKOV Igor			28	12.5	69	43	0	5.0	1.5	16:08 (2)
50	SYROVATSKII Roman			22	5.0	57		100	7.0	0.0	19:47 (2)
	Team			26.7	89.0	45	153	57	46.5	20.0	
Coach	VASILKOV Aleksandr										
Assistant Coach	RYMARCHUK Yury										

RUS Played		
PR	AUS	75-66
PR	KEN	103-36

ARG - Argentina

No.	Name	Pos	Height	Age	Tournament Statistics						
					PPG	FG%	3FG%	FT%	RPG	APG	MPG (GP)
4	GALANTI SIAN D. (C)			40	0.0				0.0	0.0	0:01 (1)
6	RAFFIN Marcos Luis			33	4.0	43	40		1.0	0.5	10:32 (2)
7	PERTICARARI Manuel			26	12.0	34	19	50	4.5	3.0	28:30 (2)
8	FABER Joaquin			19	12.0	31	8	50	5.5	1.0	30:52 (2)
9	CARMAGNAC Santiago			24	0.0	0			0.0	0.0	1:17 (2)
10	HERRERO Facundo			26	5.0	83	0		4.0	1.0	23:38 (2)
11	REYNA Joaquin Omar			21	5.0	33	20	0	5.0	1.5	33:21 (2)
12	ARMANDO Jorge Gaston			30	1.0	50			0.5	0.0	5:25 (2)
13	FERREYRA G.			24	12.0	30	29	50	4.5	4.0	32:33 (2)
14	FERNANDEZ Fabio Raul			25	25.0	63	57	73	8.5	1.0	35:33 (2)
	Team			26.8	76.0	41	45	55	38.5	12.0	
Coach	BRITOS Roberto Ariel										
Assistant Coach	TREVISI Guido										

ARG Played		
PR	SLO	89-74
PR	UKR	63-70

LEGEND

(1) Point Guard	**(2)** Shooting Guard	**(3)** Small Forward	**(4)** Power Forward	**(5)** Centre
3FG % 2 Point Field Goals	**APG** Assists per Game	**C** Centre	**F** Forward	**FG** Field Goals %
FT% Free Throws %	**G** Guard	**GP** Games Played	**MIN** Minutes Played per Gam	**Pos** Playing position
PPG Points per Game	**PR** Preliminary	**RP** Rebounds per Game		

SUN 23 JUL 2017
Start Time 18:30

Results

Game Duration: 01:52

SLO 70 vs 73 RUS

(12-19; 19-11; 16-18; 23-25)

Referee: Alper OZGOK (TUR)
Referee: Oscar ALOY DE GEA (ESP) Cagkan ERTURK (TUR)

Scoring by 5 min intervals:	Q1		Q2		Q3		Q4	
SLO	4	12	18	31	33	47	59	70
RUS	9	19	26	30	37	48	60	73

SLO - Slovenia

No.	Name	MIN	Field Goals		2 Points		3 Points		Free Throws		Rebounds			AS	TO	ST	BS	PF	FD	PTS
			M / A	%	M / A	%	M / A	%	M / A	%	OR	DR	TOT							
*4	SEBJAN Damjan	28:53							4/6	67	1	1	2	2	1			4	4	4
6	ZABOT Luka	1:07													1					
*7	ORESNIK Jan	22:12	2/5	40	2/3	67	0/2	0			1	2	3	1	3	1		1		4
8	MORD Lukas	13:53	1/2	50	1/1	100	0/1	0				2	2	2				2		2
*9	MAKUC Matic	12:13	0/1	0			0/1	0	1/2	50		2	2		1	1		5	3	1
10	STARC Domen	17:24	0/3	0	0/1	0	0/2	0	0/2	0		2	2	4	1			1	2	0
11	KODERMAN Jurij	17:55	3/5	60	3/5	60					2	3	5	1	1			2		6
*12	ZUPAN Miha (C)	40:00	8/12	67	6/7	86	2/5	40	8/9	89	1	9	10	2	3		2	1	9	26
*13	LUKIC Sasa	40:00	9/20	45	7/8	88	2/12	17	5/8	63		6	6	1	3	2		3	6	25
14	MRSA Sime																			
15	RANKOVIC Peter	6:23	1/2	50	1/2	50														2
16	PERIC Aleksandar																			
	Team/Coach										1	1	2							
	Totals		24/50	48	20/27	74	4/23	17	18/27	67	6	28	34	13	14	4	2	19	24	70

Coach	VISNIKAR Jernej
Assistant	CESAR,Igor

RUS - Russia

No.	Name	MIN	Field Goals		2 Points		3 Points		Free Throws		Rebounds			AS	TO	ST	BS	PF	FD	PTS
			M / A	%	M / A	%	M / A	%	M / A	%	OR	DR	TOT							
4	AGABABYAN Levon	21:24	6/13	46	3/3	100	3/10	30	4/5	80		1	1	1	2	2		1	3	19
5	MAKSIMOV Sergei	16:19	2/5	40	2/3	67	0/2	0			2	2	4	2			2	1		4
*8	LAPINSKIY Nikolay	27:08	2/4	50	2/2	100	0/2	0	2/2	100		2	2		2	2		3	4	6
9	SAZANOV Sergey	1:23	0/1	0			0/1	0										1		0
*10	GEKMAN Dmitry	33:28	7/11	64	4/7	57	3/4	75	4/4	100	1	3	4	3	1		5	4	3	21
11	YURKOV Daniil	13:17										1	1		1			1	1	
*13	GUSEV Dmitry	33:37	4/11	36	2/5	40	2/6	33	0/2	0		4	4	5	2	1		3	4	10
*14	KARKAVIN Kirill	27:28	3/9	33	2/4	50	1/5	20			1	2	3	3	1	1		4	3	7
*15	BOCHKOV Alexander (C)	21:55	1/6	17	1/2	50	0/4	0	2/2	100	2	3	5	1	1	1		4		4
42	MITYUKOV Igor	4:01	1/1	100	1/1	100												1		2
50	SYROVATSKII Roman																			
	Team/Coach											3	3		3	1				
	Totals		26/61	43	17/27	63	9/34	26	12/15	80	6	21	27	15	13	8	7	23	18	73

Coach	VASILKOV Aleksandr
Assistant	RYMARCHUK,Yury

	SLO	RUS
POINTS IN THE PAINT	16	20
BENCH POINTS	10	25
TIMES TIED	5	

	SLO	RUS
BIGGEST LEAD	5	10
BIGGEST SCORING RUN	13-0 (31-26)	7-0 (31-33)
LEAD CHANGES	8	

SUN 23 JUL 2017
Start Time 18:30

Results

Game Duration: 01:52

SLO 70 vs 73 RUS
(12-19; 19-11; 16-18; 23-25)

Referee: Alper OZGOK (TUR)
Referee: Oscar ALOY DE GEA (ESP) Cagkan ERTURK (TUR)

Scoring by 5 min intervals:		Q1		Q2		Q3		Q4	
	SLO	4	12	18	31	33	47	59	70
	RUS	9	19	26	30	37	48	60	73

LEGEND

%	Shooting Percentage	*	Game Starters	**AS**	Assists	**BS**	Blocked Shots	**DR**	Defensive Rebounds
FD	Fouls Drawn	**M/A**	Made/Attempts	**MIN**	Minutes Played	**OR**	Offensive Rebounds	**OTx**	Overtime
PF	Fouls	**PTS**	Points	**Qx**	Quarter	**ST**	Steals	**TO**	Turnovers
TOT	Total Rebounds								

SUN 23 JUL 2017
Start Time 18:30

Start List

SLO vs RUS

Referee: Alper OZGOK (TUR)
Referee: Oscar ALOY DE GEA (ESP) Cagkan ERTURK (TUR)

SLO - Slovenia

No.	Name	Pos	Height	Age	Tournament Statistics						
					PPG	FG%	3FG%	FT%	RPG	APG	MPG (GP)
4	SEBJAN Damjan			44	0.7	13	0	0	2.7	0.7	22:26 (3)
6	ZABOT Luka			22	0.3	0	0	50	2.0	0.0	12:49 (3)
7	ORESNIK Jan			25	5.0	30	13	100	2.3	0.3	19:32 (3)
8	MORD Lukas			17	3.0	67	50		1.0	0.0	7:36 (3)
9	MAKUC Matic			27	4.7	23	17		1.7	1.3	27:09 (3)
10	STARC Domen			36	4.0	50	25	50	2.3	1.7	12:51 (3)
11	KODERMAN Jurij			32	2.0	30	0		4.0	0.7	11:36 (3)
12	ZUPAN Miha (C)			35	20.7	45	7	83	17.3	4.3	33:35 (3)
13	LUKIC Sasa			38	24.3	44	38	52	7.0	4.7	36:15 (3)
14	MRSA Sime			53	2.0	33	0		1.0	0.0	5:52 (1)
15	RANKOVIC Peter			39	0.0	0			3.7	0.0	10:04 (3)
16	PERIC Aleksandar			31	2.7	50			0.3	0.7	4:00 (3)
	Team			33.3	68.0	38	74	61	48.7	14.3	
Coach	VISNIKAR Jernej										
Assistant Coach	CESAR Igor										

SLO Played		
PR	ARG	74-89
PR	AUS	73-54
PR	UKR	57-60

RUS - Russia

No.	Name	Pos	Height	Age	Tournament Statistics						
					PPG	FG%	3FG%	FT%	RPG	APG	MPG (GP)
4	AGABABYAN Levon			23	11.7	33	33	60	1.0	3.0	17:05 (3)
5	MAKSIMOV Sergei			27	5.7	43	25	67	6.7	2.3	19:30 (3)
8	LAPINSKIY Nikolay			28	13.0	43	27	67	3.3	3.0	21:42 (3)
9	SAZANOV Sergey			30	6.3	50	50		2.3	2.0	9:32 (3)
10	GEKMAN Dmitry			30	16.7	66	57	47	7.0	2.3	20:25 (3)
11	YURKOV Daniil			19	5.0	46	40	50	4.0	1.0	13:13 (3)
13	GUSEV Dmitry			32	7.5	28	29	50	4.0	3.5	21:06 (2)
14	KARKAVIN Kirill			29	13.3	50	62	75	1.0	2.0	22:38 (3)
15	BOCHKOV Alexander (C)			33	3.3	56	0	0	3.7	1.7	18:37 (3)
42	MITYUKOV Igor			28	8.7	69	43	25	3.7	1.0	12:57 (3)
50	SYROVATSKII Roman			22	3.3	57		100	5.0	0.0	15:21 (3)
	Team			27.4	92.0	48	106	57	44.3	20.7	
Coach	VASILKOV Aleksandr										
Assistant Coach	RYMARCHUK Yury										

RUS Played		
PR	AUS	75-66
PR	KEN	103-36
PR	ARG	98-60

LEGEND

(1)	Point Guard	**(2)**	Shooting Guard	**(3)**	Small Forward	**(4)**	Power Forward	**(5)**	Centre
3FG	% 2 Point Field Goals	**APG**	Assists per Game	**C**	Centre	**F**	Forward	**FG%**	Field Goals %
FT%	Free Throws %	**G**	Guard	**GP**	Games Played	**MIN**	Minutes Played per Game	**Pos**	Playing position
PPG	Points per Game	**PR**	Preliminary	**RPG**	Rebounds per Game				

MON 24 JUL 2017
Start Time 16:00

Results

Game Duration: 01:30

RUS 65 vs 68 UKR

(14-15; 19-21; 22-15; 10-17)

Referee: Ali SAKACI (TUR)
Referee: Kamil ALOK (TUR) Busra ALP (TUR)

Scoring by 5 min intervals:	Q1		Q2		Q3		Q4	
RUS	6	14	20	33	43	55	59	65
UKR	7	15	25	36	42	51	55	68

RUS - Russia

No.	Name	MIN	Field Goals		2 Points		3 Points		Free Throw		Rebounds			AS	TO	ST	BS	PF	FD	PTS
			M / A	%	M / A	%	M / A	%	M / A	%	OR	DR	TOT							
4	AGABABYAN Levon	25:45	7/18	39	2/2	10	5/16	31			1		1	1	1			5		19
5	MAKSIMOV Sergei	15:01	0/2	0	0/1	0	0/1	0	0/2	0	2	1	3			2			1	0
*8	LAPINSKIY Nikolay	29:20	2/5	40	2/5	40			1/2	50	1	6	7	5	5	3		2	2	5
9	SAZANOV Sergey	4:05	0/1	0			0/1	0						1		1			1	0
*10	GEKMAN Dmitry	35:46	9/13	69	7/10	70	2/3	67	0/2	0	5	3	8		3		5	4	3	20
11	YURKOV Daniil	3:34																		
*13	GUSEV Dmitry	31:14	3/11	27	2/5	40	1/6	17			2	6	8	2	3	1			4	7
*14	KARKAVIN Kirill	26:26	4/10	40	2/7	29	2/3	67				1	1	2	2			2		10
*15	BOCHKOV Alexander (C)	27:13	2/4	50	2/3	67	0/1	0			1	7	8	2	1	1		2		4
42	MITYUKOV Igor																			
50	SYROVATSKII Roman	1:38																		
	Team/Coach											3	3							
	Totals		27/64	42	17/33	52	10/31	32	1/6	17	12	27	39	13	15	8	5	15	11	65

Coach	VASILKOV Aleksandr
Assistant	RYMARCHUK,Yury

UKR - Ukraine

No.	Name	MIN	Field Goals		2 Points		3 Points		Free Throw		Rebounds			AS	TO	ST	BS	PF	FD	PTS
			M / A	%	M / A	%	M / A	%	M / A	%	OR	DR	TOT							
*0	FOMENKO Oleksandr	37:44	1/9	11	0/4	0	1/5	20	2/4	50	4	5	9	1	4	2		1	4	5
6	KROPYVIANSKYI Yehor																			
7	MELNYCHENKO Dmytro	0:33																		
8	KIM Maksym	2:45													1				1	
*9	STRYZHEVSKYI Iurii (C)	22:43	3/11	27	2/5	40	1/6	17	2/2	10	4	1	5	4	1	1		1	1	9
11	DIDENKO Oleksandr	2:16									1	2	3	1		1				
13	RIAZANTSEV Pavlo	25:24	3/7	43	3/7	43			1/2	50	2	3	5	5	2	1	1	2	1	7
*15	KUZNETSOV Oleksandr	18:22	1/5	20	0/3	0	1/2	50			2		2		2				1	3
23	SHESTERYKOV Stanislav	11:47	3/5	60	3/4	75	0/1	0	2/2	10		1	1	2		1			3	8
*30	BUKIN Serhiy	30:21	5/11	45	2/3	67	3/8	38	2/2	10	2	8	10	2	1	1		2	2	15
*87	YAKOVLIEV Kyrylo	27:29	6/12	50	6/10	60	0/2	0	2/4	50	3	3	6	2				1	1	14
91	RAUS Andrii	20:33	2/6	33	1/3	33	1/3	33	2/2	10	2	2	4	1		1	1	4	1	7
	Team/Coach											2	2		1					
	Totals		24/66	36	17/39	44	7/27	26	13/18	72	20	27	47	18	12	8	2	11	15	68

Coach	KAKOVKIN Stanislav
Assistant	NETORA,Iurii

	RUS	UKR
POINTS IN THE PAIN	18	14
BENCH POINTS	19	22
TIMES TIED	6	

	RUS	UKR
BIGGEST LEAD	4	6
BIGGEST SCORING	5-0 (11-7)	8-0 (11-15)
LEAD CHANGES	9	

MON 24 JUL 2017
Start Time 16:00

Results

Game Duration: 01:30

RUS 65 vs 68 UKR

(14-15; 19-21; 22-15; 10-17)

Referee: Ali SAKACI (TUR)
Referee: Kamil ALOK (TUR) Busra ALP (TUR)

Scoring by 5 min intervals:	Q1		Q2		Q3		Q4	
RUS	6	14	20	33	43	55	59	65
UKR	7	15	25	36	42	51	55	68

LEGEND

%	Shooting Percentage	*	Game Starters	**AS**	Assists	**BS**	Blocked Shots	**DR**	Defensive Rebounds
FD	Fouls Drawn	**M/A**	Made/Attempts	**MIN**	Minutes Played	**OR**	Offensive Rebounds	**OTx**	Overtime
PF	Fouls	**PTS**	Points	**Qx**	Quarter	**ST**	Steals	**TO**	Turnovers
TOT	Total Rebounds								

MON 24 JUL 2017
Start Time 16:00

Start List

RUS vs UKR

Referee: Ali SAKACI (TUR)
Referee: Kamil ALOK (TUR) Busra ALP (TUR)

RUS - Russia

No.	Name	Pos	Height	Age	Tournament Statistics						
					PPG	FG%	3FG%	FT%	RPG	APG	MPG (GP)
4	AGABABYAN Levon			23	13.5	37	32	70	1.0	2.5	18:10 (4)
5	MAKSIMOV Sergei			27	5.3	42	17	67	6.0	2.3	18:42 (4)
8	LAPINSKIY Nikolay			28	11.3	44	23	69	3.0	2.3	23:04 (4)
9	SAZANOV Sergey			30	4.8	47	45		1.8	1.5	7:29 (4)
10	GEKMAN Dmitry			30	17.8	65	64	57	6.3	2.5	23:41 (4)
11	YURKOV Daniil			19	3.8	46	40	50	3.3	0.8	13:14 (4)
13	GUSEV Dmitry			32	8.3	31	30	25	4.0	4.0	25:16 (3)
14	KARKAVIN Kirill			29	11.8	46	50	75	1.5	2.3	23:51 (4)
15	BOCHKOV Alexander (C)			33	3.5	40	0	33	4.0	1.5	19:27 (4)
42	MITYUKOV Igor			28	7.0	71	43	25	2.8	0.8	10:43 (4)
50	SYROVATSKII Roman			22	3.3	57		100	5.0	0.0	15:21 (3)
	Team			27.4	87.3	47	102	61	40.0	19.3	
Coach	VASILKOV Aleksandr										
Assistant Coach	RYMARCHUK Yury										

RUS Played		
PR	AUS	75-66
PR	KEN	103-36
PR	ARG	98-60
PR	SLO	73-70

UKR - Ukraine

No.	Name	Pos	Height	Age	Tournament Statistics						
					PPG	FG%	3FG%	FT%	RPG	APG	MPG (GP)
0	FOMENKO Oleksandr			30	14.0	42	38	100	5.0	2.5	29:40 (4)
6	KROPYVIANSKYI Yehor			18	4.0	50	100	50	3.5	0.5	7:17 (2)
7	MELNYCHENKO Dmytro			25	1.0	50			3.5	0.5	10:39 (2)
8	KIM Maksym			25	1.5	9	11	75	1.0	1.3	9:42 (4)
9	STRYZHEVSKYI I. (C)			24	7.3	27	19	80	6.5	1.5	23:08 (4)
11	DIDENKO Oleksandr			26	2.0	18	0	50	1.7	0.3	9:42 (3)
13	RIAZANTSEV Pavlo			22	6.8	38	0	56	6.8	1.5	23:06 (4)
15	KUZNETSOV Oleksandr			39	6.5	32	29	57	3.3	0.8	16:49 (4)
23	SHESTERYKOV Stanislav			32	2.3	29	50	100	2.7	0.0	8:06 (3)
30	BUKIN Serhiy			30	5.5	23	19	50	3.3	1.3	23:44 (4)
87	YAKOVLIEV Kyrylo			30	7.8	28	43	67	6.8	1.8	27:11 (4)
91	RAUS Andrii			25	10.0	43	43	70	6.0	1.8	24:53 (4)
	Team			27.2	65.0	32	95	66	49.0	13.0	
Coach	KAKOVKIN Stanislav										
Assistant Coach	NETORA Iurii										

UKR Played		
PR	KEN	78-21
PR	ARG	70-63
PR	SLO	60-57
PR	AUS	52-45

LEGEND

(1) Point Guard	**(2)** Shooting Guard	**(3)** Small Forward	**(4)** Power Forward	**(5)** Centre
3FG % 2 Point Field Goals	**APG** Assists per Game	**C** Centre	**F** Forward	**FG** Field Goals %
FT% Free Throws %	**G** Guard	**GP** Games Played	**MIN** Minutes Played per Gam	**Pos** Playing position
PPG Points per Game	**PR** Preliminary	**RP** Rebounds per Game		

Individual Medallists

As of WED 26 JUL 2017 at 17:12

Medal	Name	NOC
GOLD	ASKAROV Askar	RUS - Russia
SILVER	KAMBUR Andrii	UKR - Ukraine
BRONZE	BAKHSHI Mehdi	IRI - Iran
BRONZE	YIGIT Mehmet Ali	TUR - Turkey

Competition Sheet

As of WED 26 JUL 2017 at 17:20



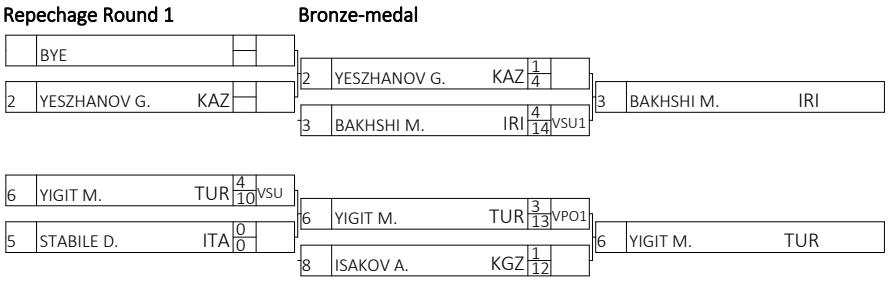

WED 26 JUL 2017
Start time 15:48

Results

MATCH NUMBER 94 - MAT 2

Referee	No. 17
Judge	No. 19
Mat Chairman	No. 6

RED				BLUE		
NAME		NOC	No.	NAME	NOC	No.
ASKAROV Askar		**RUS**	**4**	**KAMBUR Andrii**	**UKR**	**13**
PERIOD	TECHNICAL POINTS	TOTAL		PERIOD	TECHNICAL POINTS	TOTAL
1st	1	**1**		1st		**0**
			BREAK			
2nd	2 2 2	**6**		2nd		**0**

7	**TECHNICAL POINTS - TOTAL RED**	**TECHNICAL POINTS - TOTAL BLUE**	**0**

CLASSIFICATION POINTS

3	**0**

WINNER	EXACT TIME WHEN THE MATCH IS FINISHED (HOUR:MIN)
ASKAROV Askar (RUS)	16:48

VPO	**3:0**	VICTORY BY POINTS - WITHOUT ANY POINT SCORED BY THE OPPONENT

LEGEND
No. Number

WED 26 JUL 2017
Start time 15:48

Results

MATCH NUMBER 74 - MAT 1

Referee	No. 18
Judge	No. 12
Mat Chairman	No. 3

RED				BLUE		
NAME	NOC	No.		NAME	NOC	No.
YESZHANOV Gabit	**KAZ**	**5**		**BAKHSHI Mehdi**	**IRI**	**7**

PERIOD	TECHNICAL POINTS	TOTAL		PERIOD	TECHNICAL POINTS	TOTAL
1st	2 2	**4**		1st	2 2 2	**6**
			BREAK			
2nd		**0**		2nd	2 2 2 2	**8**

4	**TECHNICAL POINTS - TOTAL RED**	**TECHNICAL POINTS - TOTAL BLUE**	**14**

CLASSIFICATION POINTS

1	**4**

WINNER	EXACT TIME WHEN THE MATCH IS FINISHED (HOUR:MIN)
BAKHSHI Mehdi (IRI)	16:57

VSU1	**4:1**	VICTORY BY TECHNICAL SUPERIORITY - WITH POINT(S) SCORED BY THE OPPONENT

LEGEND
No. Number

WED 26 JUL 2017
Start time 15:42

Results

MATCH NUMBER 93 - MAT 2

Referee	No. 10
Judge	No. 15
Mat Chairman	No. 2

RED				BLUE		
NAME	NOC	No.		NAME	NOC	No.
YIGIT Mehmet Ali	**TUR**	**12**		**ISAKOV Almazbek**	**KGZ**	**14**

PERIOD	TECHNICAL POINTS	TOTAL		PERIOD	TECHNICAL POINTS	TOTAL
1st	2 2	**4**		1st	2 2 2 2	**8**
			BREAK			
2nd	2 2 2 1 2	**9**		2nd	2 2	**4**

13	**TECHNICAL POINTS - TOTAL RED**	**TECHNICAL POINTS - TOTAL BLUE**	**12**

CLASSIFICATION POINTS

3	**1**

WINNER	EXACT TIME WHEN THE MATCH IS FINISHED (HOUR:MIN)
YIGIT Mehmet Ali (TUR)	16:37

VPO1	**3:1**	VICTORY BY POINTS - WITH POINT(S) SCORED BY THE OPPONENT

LEGEND
No. Number

WED 26 JUL 2017
Start time 15:12

Results

MATCH NUMBER 70 - MAT 1

Referee	No. 12
Judge	No. 13
Mat Chairman	No. 5

RED				BLUE		
NAME	NOC	No.		NAME	NOC	No.
ASKAROV Askar	**RUS**	**4**		**BAKHSHI Mehdi**	**IRI**	**7**

PERIOD	TECHNICAL POINTS	TOTAL		PERIOD	TECHNICAL POINTS	TOTAL
1st	2 2	**4**		1st		**0**
			BREAK			
2nd	2 2	**4**		2nd	1 1	**2**

8	**TECHNICAL POINTS - TOTAL RED**	**TECHNICAL POINTS - TOTAL BLUE**	**2**

CLASSIFICATION POINTS

3	**1**

WINNER	EXACT TIME WHEN THE MATCH IS FINISHED (HOUR:MIN)
ASKAROV Askar (RUS)	15:47

VPO1	**3:1**	VICTORY BY POINTS - WITH POINT(S) SCORED BY THE OPPONENT

LEGEND
No. Number

WED 26 JUL 2017
Start time 14:30

Results

MATCH NUMBER 63 - MAT 1

Referee	No. 11
Judge	No. 24
Mat Chairman	No. 4

RED				BLUE		
NAME	NOC	No.		NAME	NOC	No.
ASKAROV Askar	**RUS**	**4**		**YESZHANOV Gabit**	**KAZ**	**5**

PERIOD	TECHNICAL POINTS	TOTAL		PERIOD	TECHNICAL POINTS	TOTAL
1st	4 2 4 2 1 2	**15**		1st	4 2 2 1 2	**11**
			BREAK			
2nd	2 2 1 4	**9**		2nd	2	**2**

24	**TECHNICAL POINTS - TOTAL RED**	**TECHNICAL POINTS - TOTAL BLUE**	**13**

CLASSIFICATION POINTS

4	**1**

WINNER	EXACT TIME WHEN THE MATCH IS FINISHED (HOUR:MIN)
ASKAROV Askar (RUS)	14:54

VSU1	**4:1**	VICTORY BY TECHNICAL SUPERIORITY - WITH POINT(S) SCORED BY THE OPPONENT

LEGEND
No. Number

Individual Medallists

As of TUE 25 JUL 2017 at 18:56

Medal	Name	NOC
GOLD	NOURIDASHLEJEH Hosein	IRI - Iran
SILVER	DORJDAGVA Chinzorig	MGL - Mongolia
BRONZE	ARI Onur	TUR - Turkey
BRONZE	KUMAR Ajay	IND - India

Competition Sheet

As of MON 24 JUL 2017 at 19:00

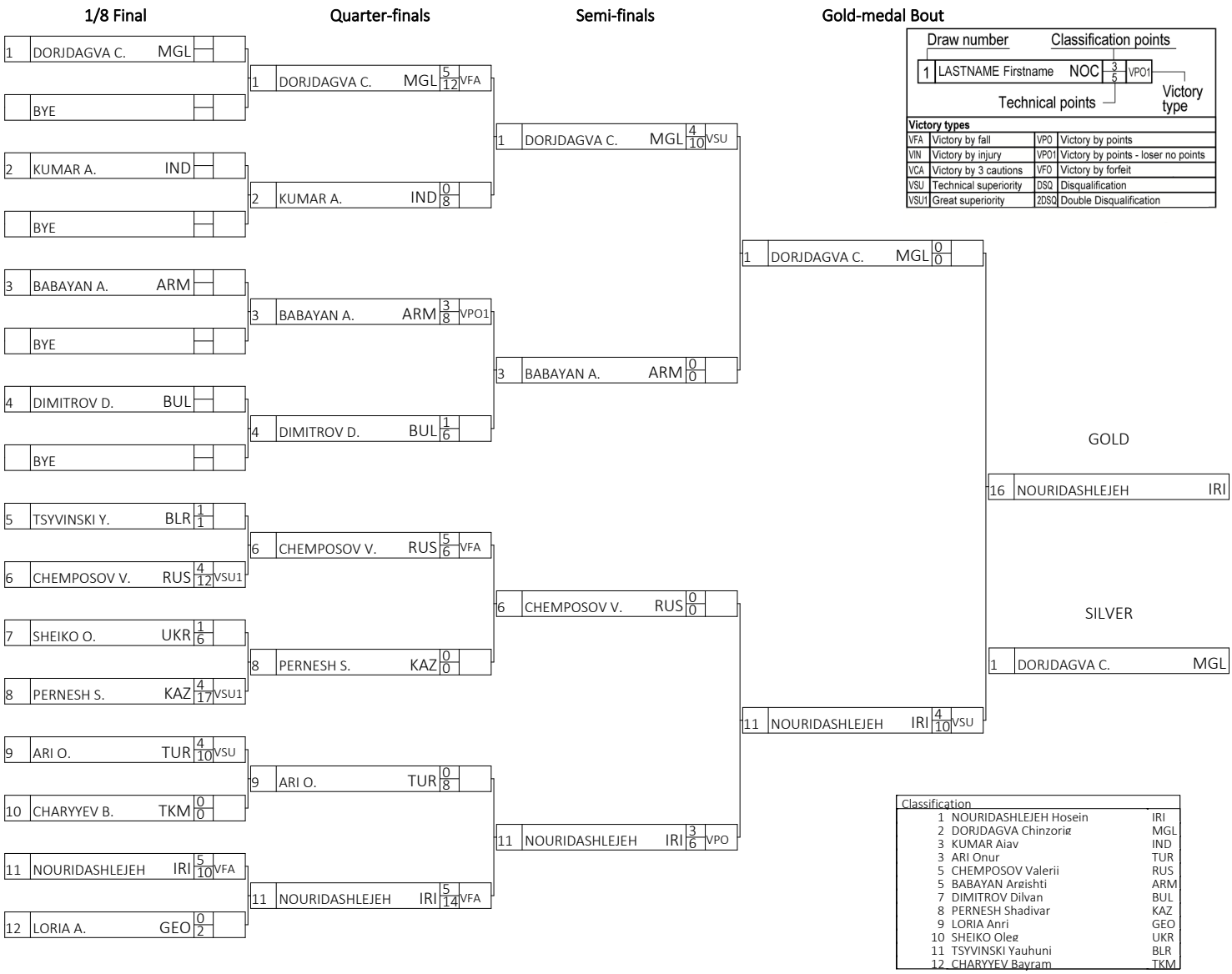

Classification

1	NOURIDASHLEJEH Hosein	IRI
2	DORJDAGVA Chinzorig	MGL
3	KUMAR Ajay	IND
3	ARI Onur	TUR
5	CHEMPOSOV Valerii	RUS
5	BABAYAN Argishti	ARM
7	DIMITROV Dilyan	BUL
8	PERNESH Shadivar	KAZ
9	LORIA Anri	GEO
10	SHEIKO Oleg	UKR
11	TSYVINSKI Yauhuni	BLR
12	CHARYYEV Bayram	TKM

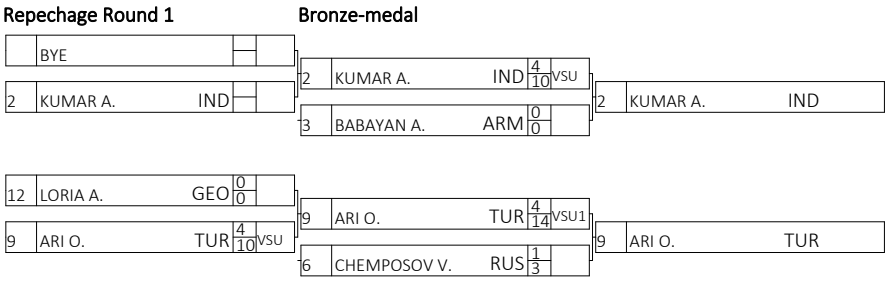

TUE 25 JUL 2017
Start time 16:48

Results

MATCH NUMBER 53 - MAT 2

Referee	No. 17
Judge	No. 22
Mat Chairman	No. 7

RED				BLUE		
NAME	NOC	No.		NAME	NOC	No.
DORJDAGVA Chinzorig	**MGL**	**1**		**NOURIDASHLEJEH Hosein**	**IRI**	**16**

PERIOD	TECHNICAL POINTS	TOTAL		PERIOD	TECHNICAL POINTS	TOTAL
1st		**0**		1st	2 2 2 2 2	**10**
			BREAK			
2nd		**0**		2nd		**0**

0	**TECHNICAL POINTS - TOTAL RED**	**TECHNICAL POINTS - TOTAL BLUE**	**10**

CLASSIFICATION POINTS

0	**4**

WINNER	EXACT TIME WHEN THE MATCH IS FINISHED (HOUR:MIN)
NOURIDASHLEJEH Hosein (IRI)	18:32

VSU	**4:0**	VICTORY BY TECHNICAL SUPERIORITY - WITHOUT ANY POINT SCORED BY THE OPPONENT

LEGEND
No. Number

TUE 25 JUL 2017
Start time 17:30

Results

MATCH NUMBER 26 - MAT 1

Referee	No. 24
Judge	No. 8
Mat Chairman	No. 5

RED				BLUE		
NAME	NOC	No.		NAME	NOC	No.
KUMAR Ajay	**IND**	**2**		**BABAYAN Argishti**	**ARM**	**5**

PERIOD	TECHNICAL POINTS	TOTAL		PERIOD	TECHNICAL POINTS	TOTAL
1st	1 2 1 2 2 2	**10**		1st		**0**
			BREAK			
2nd		**0**		2nd		**0**

10	**TECHNICAL POINTS - TOTAL RED**	**TECHNICAL POINTS - TOTAL BLUE**	**0**

CLASSIFICATION POINTS

4	**0**

WINNER	EXACT TIME WHEN THE MATCH IS FINISHED (HOUR:MIN)
KUMAR Ajay (IND)	18:42

VSU	**4:0**	VICTORY BY TECHNICAL SUPERIORITY - WITHOUT ANY POINT SCORED BY THE OPPONENT

LEGEND
No. Number

TUE 25 JUL 2017
Start time 16:42

Results

MATCH NUMBER 52 - MAT 2

Referee	No. 12
Judge	No. 17
Mat Chairman	No. 3

RED				BLUE		
NAME	NOC	No.		NAME	NOC	No.
ARI Onur	**TUR**	**14**		**CHEMPOSOV Valerii**	**RUS**	**8**

PERIOD	TECHNICAL POINTS	TOTAL		PERIOD	TECHNICAL POINTS	TOTAL
1st		**0**		1st	1	**1**
			BREAK			
2nd	2 2 2 2 2 2 2	**14**		2nd	2	**2**

14	**TECHNICAL POINTS - TOTAL RED**	**TECHNICAL POINTS - TOTAL BLUE**	**3**

CLASSIFICATION POINTS

4	**1**

WINNER	EXACT TIME WHEN THE MATCH IS FINISHED (HOUR:MIN)
ARI Onur (TUR)	18:28

VSU1	**4:1**	VICTORY BY TECHNICAL SUPERIORITY - WITH POINT(S) SCORED BY THE OPPONENT

LEGEND
No. Number

Individual Medallists

As of WED 26 JUL 2017 at 17:33

Medal	Name	NOC
GOLD	STREKALOVSKIY Vasiliy	RUS - Russia
SILVER	DERIKVAND Hossein	IRI - Iran
BRONZE	GOR Ercan	TUR - Turkey
BRONZE	KOREPANOV Vitaliy	UKR - Ukraine

Competition Sheet

As of TUE 25 JUL 2017 at 20:45

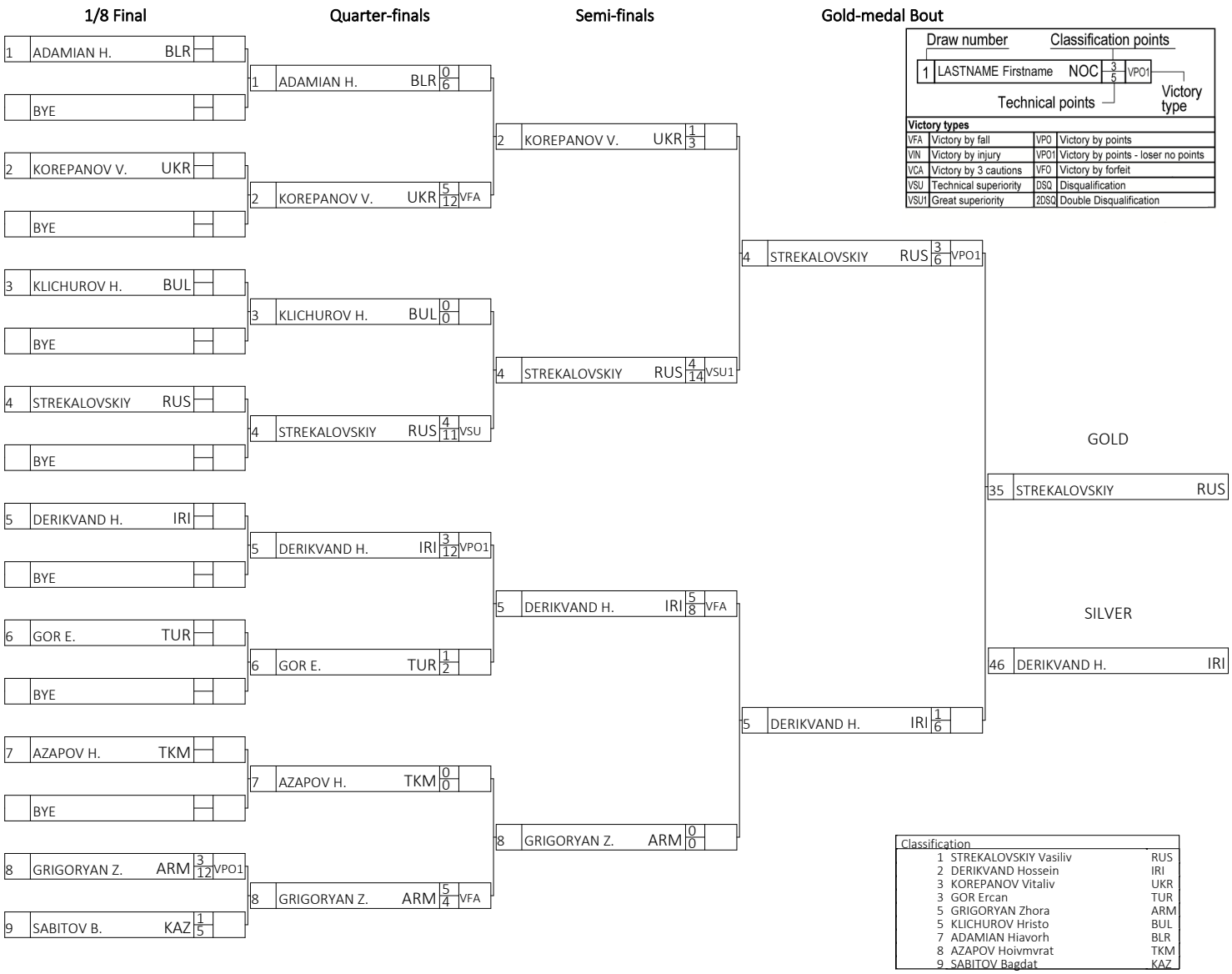

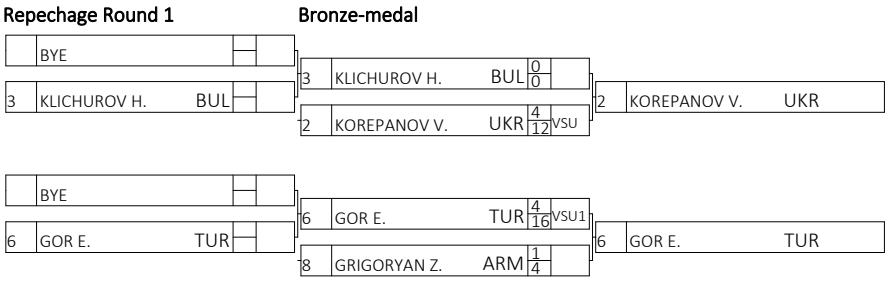

WED 26 JUL 2017
Start time 16:00

Results

MATCH NUMBER 96 - MAT 2

Referee	No.
Judge	No.
Mat Chairman	No.

RED				BLUE		
NAME	NOC	No.		NAME	NOC	No.
STREKALOVSKIY Vasiliy	**RUS**	**35**		**DERIKVAND Hossein**	**IRI**	**46**

PERIOD	TECHNICAL POINTS	TOTAL		PERIOD	TECHNICAL POINTS	TOTAL
1st	4	**4**		1st	2	**2**
			BREAK			
2nd	2	**2**		2nd	2 2	**4**

6	**TECHNICAL POINTS - TOTAL RED**	**TECHNICAL POINTS - TOTAL BLUE**	**6**

CLASSIFICATION POINTS

3	**1**

WINNER	EXACT TIME WHEN THE MATCH IS FINISHED (HOUR:MIN)
STREKALOVSKIY Vasiliy (RUS)	17:10

VPO1	**3:1**	VICTORY BY POINTS - WITH POINT(S) SCORED BY THE OPPONENT

LEGEND
No. Number

WED 26 JUL 2017
Start time 15:54

Results

MATCH NUMBER 75 - MAT 1

Referee	No. 2
Judge	No. 12
Mat Chairman	No. 5

RED				BLUE		
NAME	NOC	No.		NAME	NOC	No.
KLICHUROV Hristo	**BUL**	**22**		**KOREPANOV Vitaliy**	**UKR**	**14**

PERIOD	TECHNICAL POINTS	TOTAL		PERIOD	TECHNICAL POINTS	TOTAL
1st		**0**		1st	2 2	**4**
			BREAK			
2nd		**0**		2nd	2 2 4	**8**

0	**TECHNICAL POINTS - TOTAL RED**	**TECHNICAL POINTS - TOTAL BLUE**	**12**

CLASSIFICATION POINTS

0	**4**

WINNER	EXACT TIME WHEN THE MATCH IS FINISHED (HOUR:MIN)
KOREPANOV Vitaliy (UKR)	17:18

VSU	**4:0**	VICTORY BY TECHNICAL SUPERIORITY - WITHOUT ANY POINT SCORED BY THE OPPONENT

LEGEND
No. Number

WED 26 JUL 2017
Start time 15:54

Results

MATCH NUMBER 95 - MAT 2

Referee	No. 15
Judge	No. 17
Mat Chairman	No. 3

RED				BLUE		
NAME	NOC	No.		NAME	NOC	No.
GOR Ercan	**TUR**	**67**		**GRIGORYAN Zhora**	**ARM**	**82**

PERIOD	TECHNICAL POINTS	TOTAL		PERIOD	TECHNICAL POINTS	TOTAL
1st	2 2 2 2	**8**		1st	1 1 1 1	**4**
			BREAK			
2nd	2 2 4	**8**		2nd		**0**

16	**TECHNICAL POINTS - TOTAL RED**	**TECHNICAL POINTS - TOTAL BLUE**	**4**

CLASSIFICATION POINTS

4	**1**

WINNER	EXACT TIME WHEN THE MATCH IS FINISHED (HOUR:MIN)
GOR Ercan (TUR)	16:58

VSU1	**4:1**	VICTORY BY TECHNICAL SUPERIORITY - WITH POINT(S) SCORED BY THE OPPONENT

LEGEND
No. Number

WED 26 JUL 2017
Start time 15:18

Results

MATCH NUMBER 71 - MAT 1

Referee	No. 2
Judge	No. 11
Mat Chairman	No. 6

RED				BLUE		
NAME	NOC	No.		NAME	NOC	No.
KOREPANOV Vitaliy	**UKR**	**14**		**STREKALOVSKIY Vasiliy**	**RUS**	**35**

PERIOD	TECHNICAL POINTS	TOTAL		PERIOD	TECHNICAL POINTS	TOTAL
1st	1	**1**		1st	2 2 2	**6**
			BREAK			
2nd	2	**2**		2nd	2 2 2 2	**8**

3	**TECHNICAL POINTS - TOTAL RED**	**TECHNICAL POINTS - TOTAL BLUE**	**14**

CLASSIFICATION POINTS

1	**4**

WINNER	EXACT TIME WHEN THE MATCH IS FINISHED (HOUR:MIN)
STREKALOVSKIY Vasiliy (RUS)	15:57

VSU1	**4:1**	VICTORY BY TECHNICAL SUPERIORITY - WITH POINT(S) SCORED BY THE OPPONENT

LEGEND
No. Number

WED 26 JUL 2017
Start time 14:36

Results

MATCH NUMBER 79 - MAT 2

Referee	No. 2
Judge	No. 20
Mat Chairman	No. 3

RED				BLUE		
NAME	NOC	No.		NAME	NOC	No.
KLICHUROV Hristo	**BUL**	**22**		**STREKALOVSKIY Vasiliy**	**RUS**	**35**

PERIOD	TECHNICAL POINTS	TOTAL		PERIOD	TECHNICAL POINTS	TOTAL
1st		**0**		1st	2 1 2 2 2 2	**11**
			BREAK			
2nd		**0**		2nd		**0**

0	**TECHNICAL POINTS - TOTAL RED**	**TECHNICAL POINTS - TOTAL BLUE**	**11**

CLASSIFICATION POINTS

0	**4**

WINNER	EXACT TIME WHEN THE MATCH IS FINISHED (HOUR:MIN)
STREKALOVSKIY Vasiliy (RUS)	14:24

VSU	**4:0**	VICTORY BY TECHNICAL SUPERIORITY - WITHOUT ANY POINT SCORED BY THE OPPONENT

LEGEND
No. Number

Individual Medallists

As of TUE 25 JUL 2017 at 19:21

Medal	Name	NOC
GOLD	SINGH Virender	IND - India
SILVER	CHAKVETADZE Shakro	GEO - Georgia
BRONZE	SHIRENDEV Batbaatar	MGL - Mongolia
BRONZE	TSOKTOEV Aleksandr Ochirovich	RUS - Russia

Competition Sheet

As of MON 24 JUL 2017 at 18:57

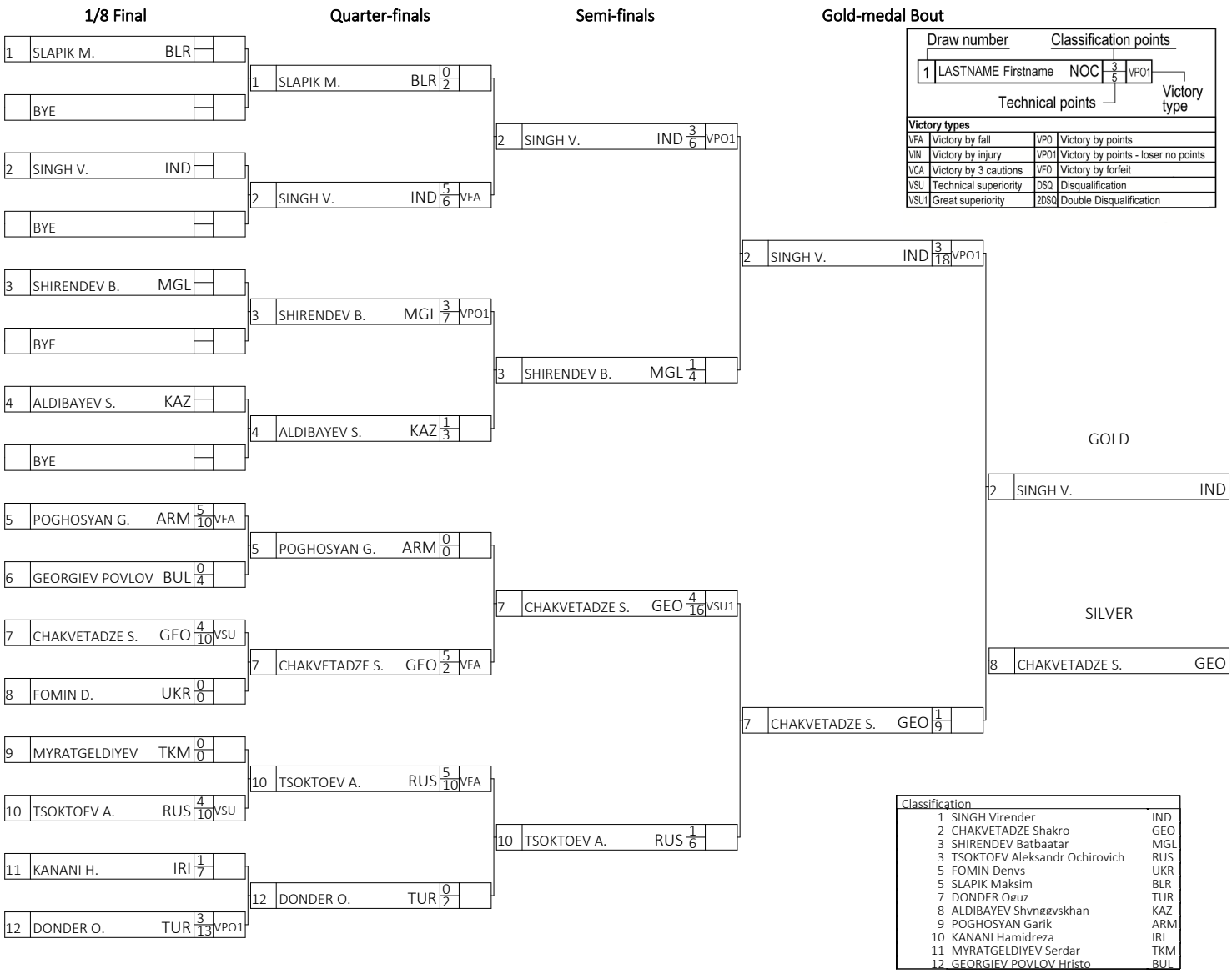

TUE 25 JUL 2017
Start time 17:00

Results

MATCH NUMBER 55 - MAT 2

Referee	No.
Judge	No.
Mat Chairman	No.

RED		
NAME	NOC	No.
SINGH Virender	**IND**	**2**

PERIOD	TECHNICAL POINTS	TOTAL
1st	1 4 1	**6**
2nd	4 2 2 2 2	**12**

BLUE		
NAME	NOC	No.
CHAKVETADZE Shakro	**GEO**	**8**

PERIOD	TECHNICAL POINTS	TOTAL
1st	2 2 2 1 2	**9**
2nd		**0**

BREAK

18	**TECHNICAL POINTS - TOTAL RED**

TECHNICAL POINTS - TOTAL BLUE | **9**

CLASSIFICATION POINTS

3	1

WINNER	EXACT TIME WHEN THE MATCH IS FINISHED (HOUR:MIN)
SINGH Virender (IND)	18:58

VPO1	**3:1**	VICTORY BY POINTS - WITH POINT(S) SCORED BY THE OPPONENT

LEGEND
No. Number

TUE 25 JUL 2017
Start time 17:36

Results

MATCH NUMBER 27 - MAT 1

Referee	No. 19
Judge	No. 15
Mat Chairman	No. 6

RED				BLUE		
NAME	NOC	No.		NAME	NOC	No.
SLAPIK Maksim	**BLR**	**1**		**SHIRENDEV Batbaatar**	**MGL**	**3**

PERIOD	TECHNICAL POINTS	TOTAL		PERIOD	TECHNICAL POINTS	TOTAL
1st		**0**		1st	2 2 2 2 2	**10**
			BREAK			
2nd		**0**		2nd		**0**

0	**TECHNICAL POINTS - TOTAL RED**	**TECHNICAL POINTS - TOTAL BLUE**	**10**

CLASSIFICATION POINTS

0	**4**

WINNER	EXACT TIME WHEN THE MATCH IS FINISHED (HOUR:MIN)
SHIRENDEV Batbaatar (MGL)	19:04

VSU	**4:0**	VICTORY BY TECHNICAL SUPERIORITY - WITHOUT ANY POINT SCORED BY THE OPPONENT

LEGEND
No. Number

TUE 25 JUL 2017
Start time 16:54

Results

MATCH NUMBER 54 - MAT 2

Referee	No.
Judge	No.
Mat Chairman	No.

RED				BLUE		
NAME	NOC	No.		NAME	NOC	No.
FOMIN Denys	**UKR**	**9**		**TSOKTOEV Aleksandr Ochirovich**	**RUS**	**11**

PERIOD	TECHNICAL POINTS	TOTAL		PERIOD	TECHNICAL POINTS	TOTAL
1st		**0**		1st	2 2 2 2 2	**10**
			BREAK			
2nd		**0**		2nd		**0**

0	**TECHNICAL POINTS - TOTAL RED**	**TECHNICAL POINTS - TOTAL BLUE**	**10**

CLASSIFICATION POINTS

0	**4**

WINNER	EXACT TIME WHEN THE MATCH IS FINISHED (HOUR:MIN)
TSOKTOEV Aleksandr Ochirovich (RUS)	18:44

VSU	**4:0**	VICTORY BY TECHNICAL SUPERIORITY - WITHOUT ANY POINT SCORED BY THE OPPONENT

LEGEND
No. Number

TUE 25 JUL 2017
Start time 15:54

Results

MATCH NUMBER 48 - MAT 2

Referee	No. 6
Judge	No. 17
Mat Chairman	No. 3

RED				BLUE		
NAME	NOC	No.		NAME	NOC	No.
CHAKVETADZE Shakro	**GEO**	**8**		**TSOKTOEV Aleksandr Ochirovich**	**RUS**	**11**

PERIOD	TECHNICAL POINTS	TOTAL		PERIOD	TECHNICAL POINTS	TOTAL
1st	2 2	**4**		1st	1 2 2 1	**6**
			BREAK			
2nd	4 2 4 2	**12**		2nd		**0**

16	**TECHNICAL POINTS - TOTAL RED**	**TECHNICAL POINTS - TOTAL BLUE**	**6**

CLASSIFICATION POINTS

4	**1**

WINNER	EXACT TIME WHEN THE MATCH IS FINISHED (HOUR:MIN)
CHAKVETADZE Shakro (GEO)	16:12

VSU1	**4:1**	VICTORY BY TECHNICAL SUPERIORITY - WITH POINT(S) SCORED BY THE OPPONENT

LEGEND
No. Number

TUE 25 JUL 2017
Start time 15:24

Results

MATCH NUMBER 43 - MAT 2

Referee	No. 8
Judge	No. 17
Mat Chairman	No. 3

RED				BLUE		
NAME		NOC	No.	NAME	NOC	No.
TSOKTOEV Aleksandr Ochirovich		**RUS**	**11**	**DONDER Oguz**	**TUR**	**13**
PERIOD	TECHNICAL POINTS	TOTAL		PERIOD	TECHNICAL POINTS	TOTAL
1st	2	**2**		1st	2	**2**
			BREAK			
2nd	2 2 2 2	**8**		2nd		**0**

10	**TECHNICAL POINTS - TOTAL RED**	**TECHNICAL POINTS - TOTAL BLUE**	**2**

CLASSIFICATION POINTS

5	**0**

WINNER	EXACT TIME WHEN THE MATCH IS FINISHED (HOUR:MIN)
TSOKTOEV Aleksandr Ochirovich (RUS)	15:37

VFA	**5:0**	VICTORY BY FALL

LEGEND
No. Number

TUE 25 JUL 2017
Start time 14:36

Results

MATCH NUMBER 7 - MAT 1

Referee	No. 24
Judge	No. 9
Mat Chairman	No. 1

RED		
NAME	NOC	No.
MYRATGELDIYEV Serdar	**TKM**	**10**

PERIOD	TECHNICAL POINTS	TOTAL
1st		**0**
2nd		**0**

BLUE		
NAME	NOC	No.
TSOKTOEV Aleksandr Ochirovich	**RUS**	**11**

PERIOD	TECHNICAL POINTS	TOTAL
1st	2 2 2 2 2	**10**
	BREAK	
2nd		**0**

0	**TECHNICAL POINTS - TOTAL RED**

TECHNICAL POINTS - TOTAL BLUE	**10**

CLASSIFICATION POINTS

0	**4**

WINNER	EXACT TIME WHEN THE MATCH IS FINISHED (HOUR:MIN)
TSOKTOEV Aleksandr Ochirovich (RUS)	14:35

VSU	**4:0**	VICTORY BY TECHNICAL SUPERIORITY - WITHOUT ANY POINT SCORED BY THE OPPONENT

LEGEND
No. Number

Individual Medallists

As of WED 26 JUL 2017 at 17:56

Medal	Name	NOC
GOLD	KHUGAEV Kazbek	RUS - Russia
SILVER	CHERVONENKO Anatolii	UKR - Ukraine
BRONZE	GOZEL Dursun	TUR - Turkey
BRONZE	MANOUCHEHRTELOURI Mohsen	IRI - Iran

Competition Sheet

As of WED 26 JUL 2017 at 20:45

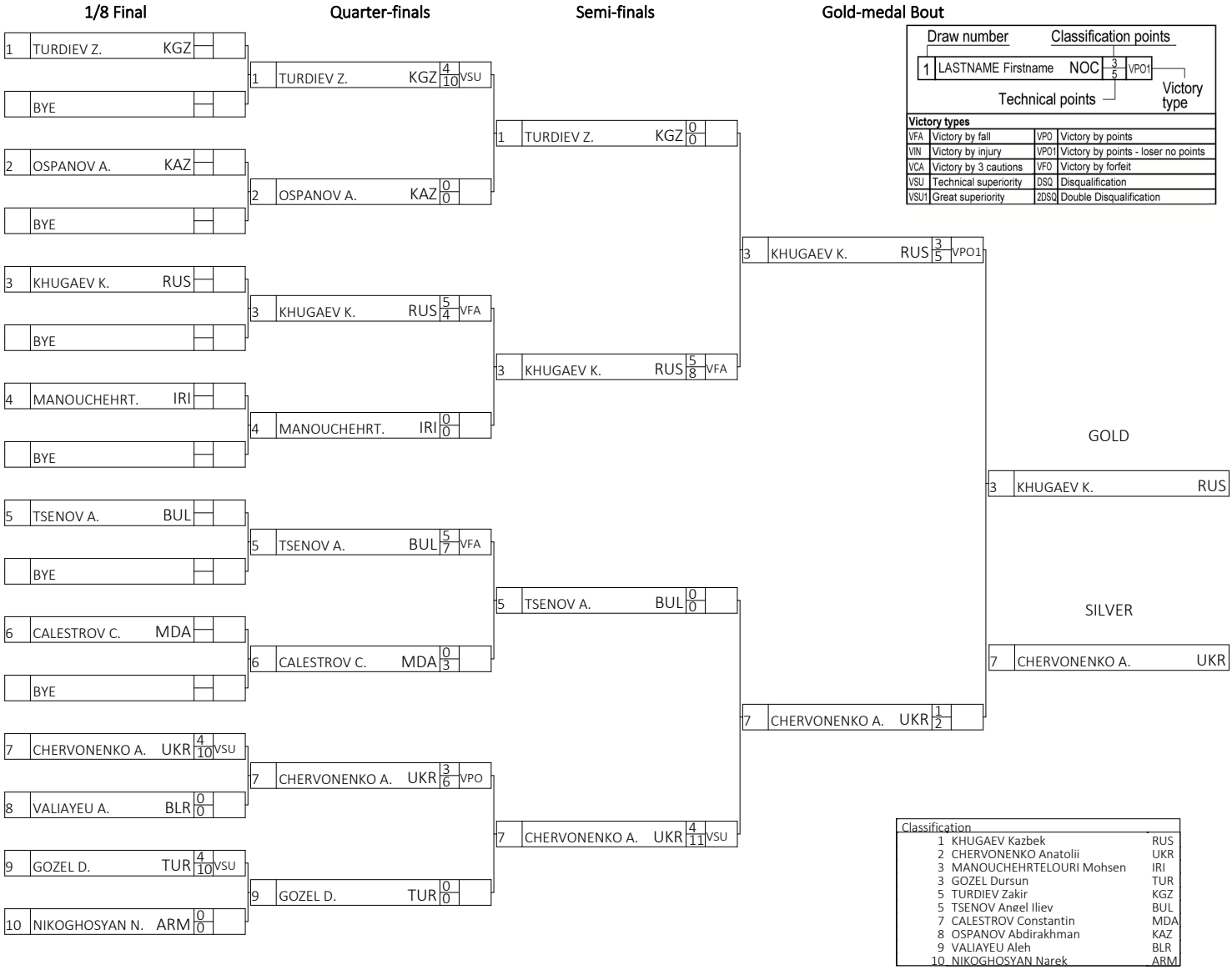

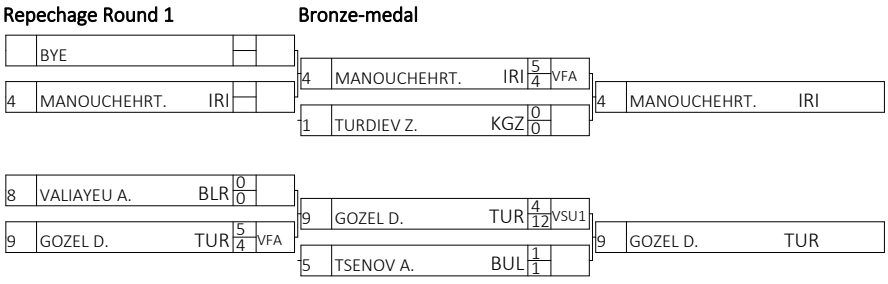

WED 26 JUL 2017
Start time 16:12

Results

MATCH NUMBER 97 - MAT 2

Referee	No. 21
Judge	No. 17
Mat Chairman	No. 2

RED				BLUE		
NAME	NOC	No.		NAME	NOC	No.
KHUGAEV Kazbek	**RUS**	**3**		**CHERVONENKO Anatolii**	**UKR**	**7**

PERIOD	TECHNICAL POINTS	TOTAL		PERIOD	TECHNICAL POINTS	TOTAL
1st	1	**1**		1st		**0**
			BREAK			
2nd	2 2	**4**		2nd	1 1	**2**

5	**TECHNICAL POINTS - TOTAL RED**	**TECHNICAL POINTS - TOTAL BLUE**	**2**

CLASSIFICATION POINTS

3	**1**

WINNER	EXACT TIME WHEN THE MATCH IS FINISHED (HOUR:MIN)
KHUGAEV Kazbek (RUS)	17:33

VPO1	**3:1**	VICTORY BY POINTS - WITH POINT(S) SCORED BY THE OPPONENT

LEGEND
No. Number

WED 26 JUL 2017
Start time 16:00

Results

MATCH NUMBER 76 - MAT 1

Referee	No. 13
Judge	No. 12
Mat Chairman	No. 6

RED				BLUE		
NAME	NOC	No.		NAME	NOC	No.
MANOUCHEHRTELOURI Mohsen	**IRI**	**4**		**TURDIEV Zakir**	**KGZ**	**1**

PERIOD	TECHNICAL POINTS	TOTAL		PERIOD	TECHNICAL POINTS	TOTAL
1st	4	**4**		1st		**0**
			BREAK			
2nd		**0**		2nd		**0**

4	**TECHNICAL POINTS - TOTAL RED**	**TECHNICAL POINTS - TOTAL BLUE**	**0**

CLASSIFICATION POINTS

5	**0**

WINNER	EXACT TIME WHEN THE MATCH IS FINISHED (HOUR:MIN)
MANOUCHEHRTELOURI Mohsen (IRI)	17:36

VFA	**5:0**	VICTORY BY FALL

LEGEND
No. Number

WED 26 JUL 2017
Start time 16:06

Results

MATCH NUMBER 96 - MAT 2

Referee	No. 18
Judge	No. 17
Mat Chairman	No. 3

RED				BLUE		
NAME	NOC	No.		NAME	NOC	No.
GOZEL Dursun	**TUR**	**9**		**TSENOV Angel Iliev**	**BUL**	**5**

PERIOD	TECHNICAL POINTS	TOTAL		PERIOD	TECHNICAL POINTS	TOTAL
1st	4 2 4	**10**		1st	1	**1**
			BREAK			
2nd	2	**2**		2nd		**0**

12	**TECHNICAL POINTS - TOTAL RED**	**TECHNICAL POINTS - TOTAL BLUE**	**1**

CLASSIFICATION POINTS

4	**1**

WINNER	EXACT TIME WHEN THE MATCH IS FINISHED (HOUR:MIN)
GOZEL Dursun (TUR)	17:21

VSU1	**4:1**	VICTORY BY TECHNICAL SUPERIORITY - WITH POINT(S) SCORED BY THE OPPONENT

LEGEND
No. Number

WED 26 JUL 2017
Start time 15:24

Results

MATCH NUMBER 72 - MAT 1

Referee	No. 24
Judge	No. 9
Mat Chairman	No. 5

RED				BLUE		
NAME	NOC	No.		NAME	NOC	No.
TURDIEV Zakir	**KGZ**	**1**		**KHUGAEV Kazbek**	**RUS**	**3**

PERIOD	TECHNICAL POINTS	TOTAL		PERIOD	TECHNICAL POINTS	TOTAL
1st		**0**		1st	4 2 2	**8**
			BREAK			
2nd		**0**		2nd		**0**

0	**TECHNICAL POINTS - TOTAL RED**	**TECHNICAL POINTS - TOTAL BLUE**	**8**

CLASSIFICATION POINTS

0	**5**

WINNER	EXACT TIME WHEN THE MATCH IS FINISHED (HOUR:MIN)
KHUGAEV Kazbek (RUS)	16:00

VFA	**5:0**	VICTORY BY FALL

LEGEND
No. Number

WED 26 JUL 2017
Start time 14:54

Results

MATCH NUMBER 82 - MAT 2

Referee	No. 22
Judge	No. 17
Mat Chairman	No. 3

RED				BLUE		
NAME	NOC	No.		NAME	NOC	No.
KHUGAEV Kazbek	**RUS**	**3**		**MANOUCHEHRTELOURI Mohsen**	**IRI**	**4**

PERIOD	TECHNICAL POINTS	TOTAL		PERIOD	TECHNICAL POINTS	TOTAL
1st	2 2	**4**		1st		**0**
			BREAK			
2nd		**0**		2nd		**0**

4	**TECHNICAL POINTS - TOTAL RED**	**TECHNICAL POINTS - TOTAL BLUE**	**0**

CLASSIFICATION POINTS

5	**0**

WINNER	EXACT TIME WHEN THE MATCH IS FINISHED (HOUR:MIN)
KHUGAEV Kazbek (RUS)	14:42

VFA	**5:0**	VICTORY BY FALL

LEGEND
No. Number

Individual Medallists

As of TUE 25 JUL 2017 at 19:52

Medal	Name	NOC
GOLD	CITAK Ilhan	TUR - Turkey
SILVER	ANTYPENKO Viktor	UKR - Ukraine
BRONZE	DAHIYA Sumit	IND - India
BRONZE	TAZHIYEV Assylzhan	KAZ - Kazakhstan

Competition Sheet

As of MON 24 JUL 2017 at 19:01

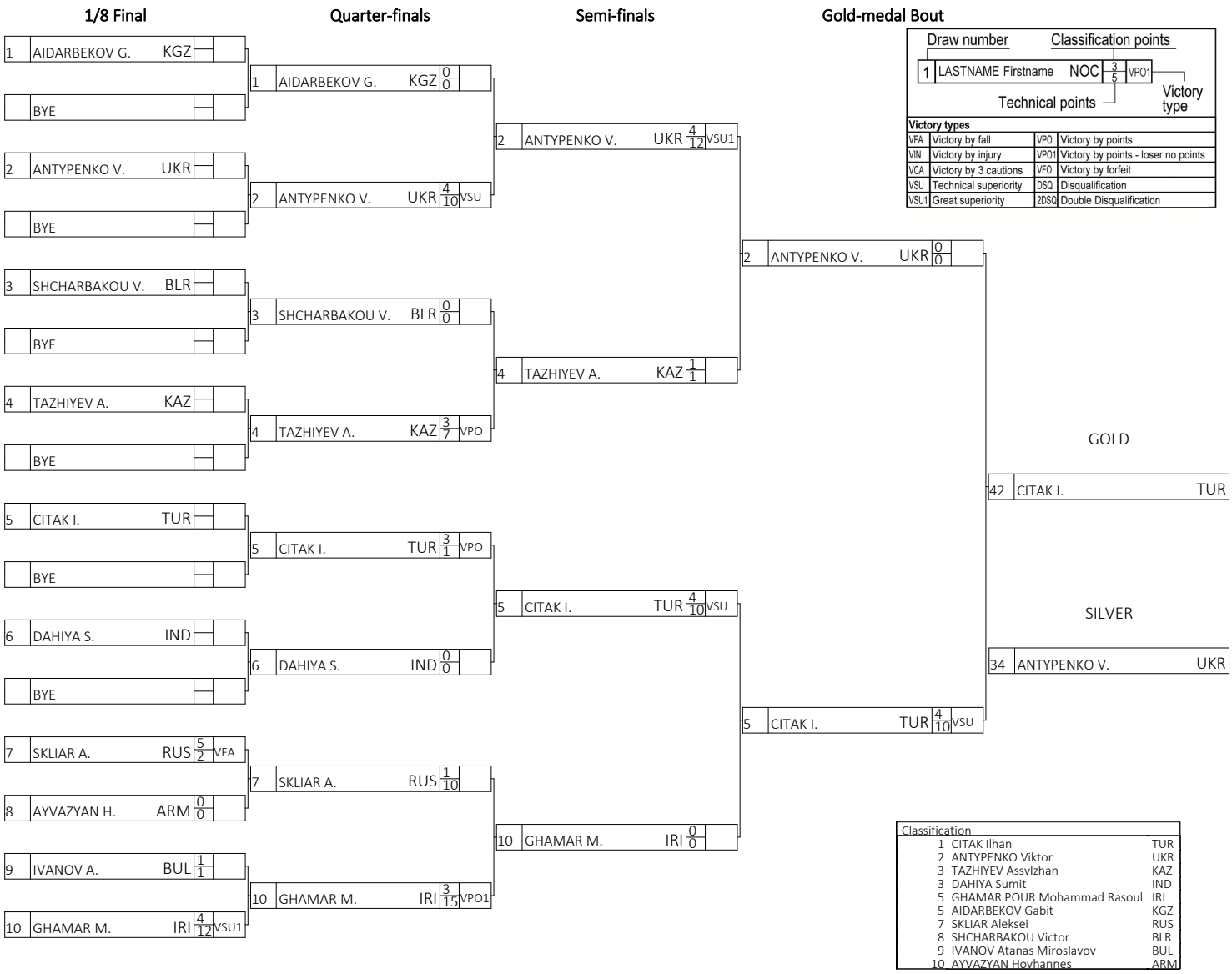

TUE 25 JUL 2017
Start time 17:12

Results

MATCH NUMBER 57 - MAT 2

Referee	No. 8
Judge	No. 17
Mat Chairman	No. 2

RED				BLUE		
NAME	NOC	No.		NAME	NOC	No.
ANTYPENKO Viktor	**UKR**	**34**		**CITAK Ilhan**	**TUR**	**42**

PERIOD	TECHNICAL POINTS	TOTAL		PERIOD	TECHNICAL POINTS	TOTAL
1st		**0**		1st	2 2 2	**6**
			BREAK			
2nd		**0**		2nd	4	**4**

0	**TECHNICAL POINTS - TOTAL RED**	**TECHNICAL POINTS - TOTAL BLUE**	**10**

CLASSIFICATION POINTS

0	**4**

WINNER	EXACT TIME WHEN THE MATCH IS FINISHED (HOUR:MIN)
CITAK Ilhan (TUR)	19:29

VSU	**4:0**	VICTORY BY TECHNICAL SUPERIORITY - WITHOUT ANY POINT SCORED BY THE OPPONENT

LEGEND
No. Number

TUE 25 JUL 2017
Start time 17:42

Results

MATCH NUMBER 28 - MAT 1

Referee	No. 21
Judge	No. 10
Mat Chairman	No. 3

RED				BLUE		
NAME	NOC	No.		NAME	NOC	No.
AIDARBEKOV Gabit	**KGZ**	**14**		**TAZHIYEV Assylzhan**	**KAZ**	**40**

PERIOD	TECHNICAL POINTS	TOTAL		PERIOD	TECHNICAL POINTS	TOTAL
1st		**0**		1st	1	**1**
			BREAK			
2nd	1	**1**		2nd	4 2	**6**

1	**TECHNICAL POINTS - TOTAL RED**	**TECHNICAL POINTS - TOTAL BLUE**	**7**

CLASSIFICATION POINTS

1	**3**

WINNER	EXACT TIME WHEN THE MATCH IS FINISHED (HOUR:MIN)
TAZHIYEV Assylzhan (KAZ)	19:41

VPO1	**3:1**	VICTORY BY POINTS - WITH POINT(S) SCORED BY THE OPPONENT

LEGEND
No. Number

TUE 25 JUL 2017
Start time 17:06

Results

MATCH NUMBER 56 - MAT 2

Referee	No. 5
Judge	No. 17
Mat Chairman	No. 18

RED				BLUE		
NAME	NOC	No.		NAME	NOC	No.
DAHIYA Sumit	**IND**	**47**		**GHAMAR POUR Mohammad Rasou**	**IRI**	**80**

PERIOD	TECHNICAL POINTS	TOTAL		PERIOD	TECHNICAL POINTS	TOTAL
1st	2 2 2	**6**		1st		**0**
			BREAK			
2nd	2 2	**4**		2nd		**0**

10	**TECHNICAL POINTS - TOTAL RED**	**TECHNICAL POINTS - TOTAL BLUE**	**0**

CLASSIFICATION POINTS

4	**0**

WINNER	EXACT TIME WHEN THE MATCH IS FINISHED (HOUR:MIN)
DAHIYA Sumit (IND)	19:20

VSU	**4:0**	VICTORY BY TECHNICAL SUPERIORITY - WITHOUT ANY POINT SCORED BY THE OPPONENT

LEGEND
No. Number

TUE 25 JUL 2017
Start time 15:54

Results

MATCH NUMBER 20 - MAT 1

Referee	No. 14
Judge	No. 17
Mat Chairman	No. 1

RED				BLUE		
NAME	NOC	No.		NAME	NOC	No.
SKLIAR Aleksei	**RUS**	**56**		**GHAMAR POUR Mohammad Rasou**	**IRI**	**80**

PERIOD	TECHNICAL POINTS	TOTAL		PERIOD	TECHNICAL POINTS	TOTAL
1st	4 2 2	**8**		1st	1 2 2	**5**
			BREAK			
2nd	2	**2**		2nd	2 2 4 2	**10**

10	**TECHNICAL POINTS - TOTAL RED**	**TECHNICAL POINTS - TOTAL BLUE**	**15**

CLASSIFICATION POINTS

1	**3**

WINNER	EXACT TIME WHEN THE MATCH IS FINISHED (HOUR:MIN)
GHAMAR POUR Mohammad Rasoul (IRI)	16:21

VPO1	**3:1**	VICTORY BY POINTS - WITH POINT(S) SCORED BY THE OPPONENT

LEGEND
No. Number

TUE 25 JUL 2017
Start time 14:42

Results

MATCH NUMBER 8 - MAT 1

Referee	No. 8
Judge	No. 12
Mat Chairman	No. 5

RED				BLUE		
NAME	NOC	No.		NAME	NOC	No.
SKLIAR Aleksei	**RUS**	**56**		**AYVAZYAN Hovhannes**	**ARM**	**74**

PERIOD	TECHNICAL POINTS	TOTAL		PERIOD	TECHNICAL POINTS	TOTAL
1st	2	**2**		1st		**0**
			BREAK			
2nd		**0**		2nd		**0**

2	**TECHNICAL POINTS - TOTAL RED**	**TECHNICAL POINTS - TOTAL BLUE**	**0**

CLASSIFICATION POINTS

5	**0**

WINNER	EXACT TIME WHEN THE MATCH IS FINISHED (HOUR:MIN)
SKLIAR Aleksei (RUS)	14:38

VFA	**5:0**	VICTORY BY FALL

LEGEND
No. Number

Individual Medallists

As of WED 26 JUL 2017 at 18:30

Medal	Name	NOC
GOLD	MINCHENKO Sergii	UKR - Ukraine
SILVER	PAPADATOS Alexandros	GRE - Greece
BRONZE	MARKOV Milias	KGZ - Kyrgyzstan
BRONZE	RAYEJI Alireza	IRI - Iran

Competition Sheet

REVISED
WED 26 JUL 18:30

As of WED 26 JUL 2017 at 18:30

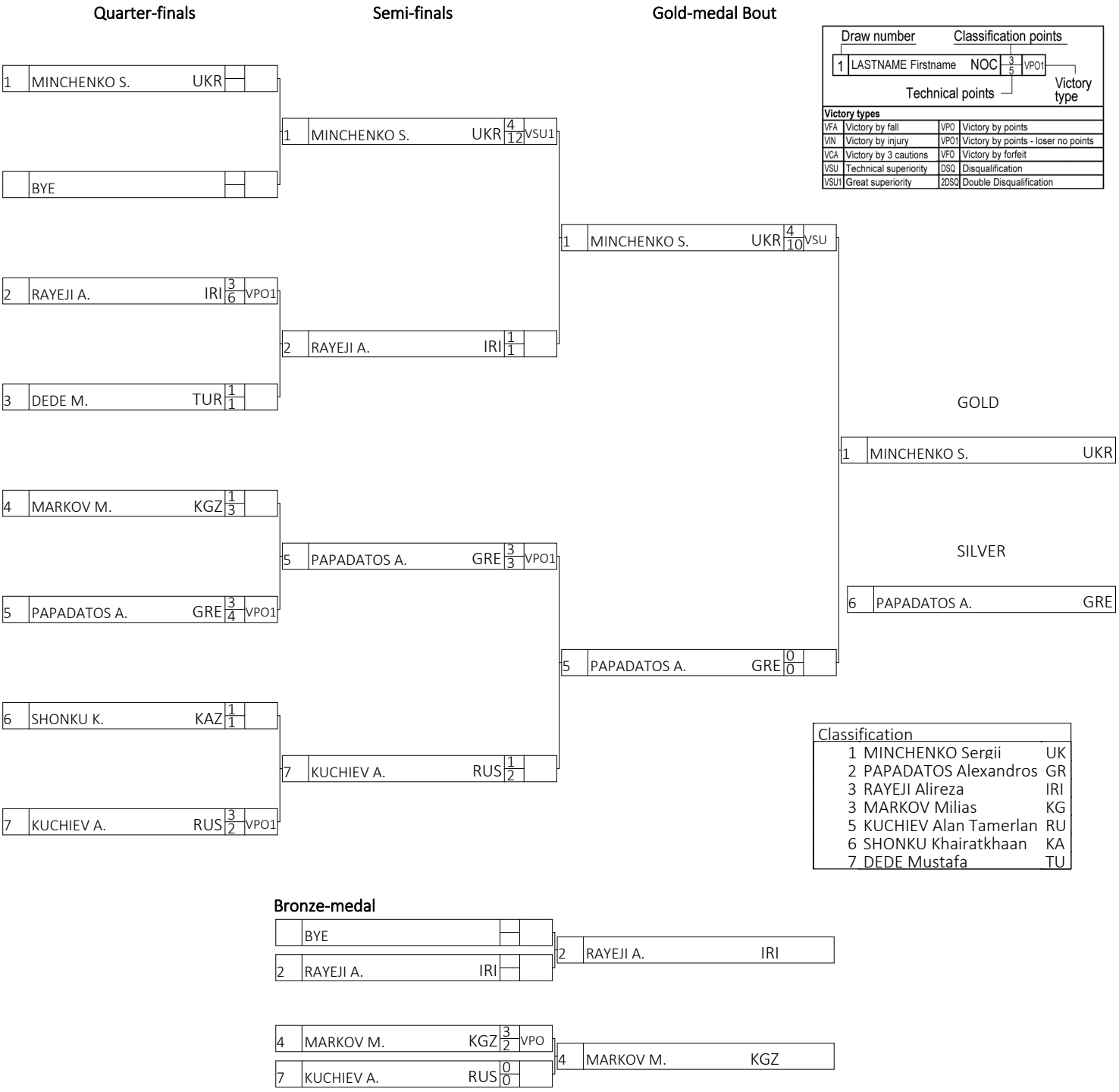

Bronze-medal

WED 26 JUL 2017
Start time 16:24

Results

MATCH NUMBER 99 - MAT 2

Referee	No. 9
Judge	No. 7
Mat Chairman	No. 18

RED				BLUE		
NAME		NOC	No.	NAME	NOC	No.
MINCHENKO Sergii		**UKR**	**1**	**PAPADATOS Alexandros**	**GRE**	**6**
PERIOD	TECHNICAL POINTS	TOTAL		PERIOD	TECHNICAL POINTS	TOTAL
1st	2 2 2 2 2	**10**		1st		**0**
			BREAK			
2nd		**0**		2nd		**0**

10	**TECHNICAL POINTS - TOTAL RED**	**TECHNICAL POINTS - TOTAL BLUE**	**0**

CLASSIFICATION POINTS

4	**0**

WINNER	EXACT TIME WHEN THE MATCH IS FINISHED (HOUR:MIN)
MINCHENKO Sergii (UKR)	18:07

VSU	**4:0**	VICTORY BY TECHNICAL SUPERIORITY - WITHOUT ANY POINT SCORED BY THE OPPONENT

LEGEND
No. Number

WED 26 JUL 2017
Start time 16:18

Results

MATCH NUMBER 98 - MAT 2

Referee	No. 12
Judge	No. 17
Mat Chairman	No. 2

RED				BLUE		
NAME	NOC	No.		NAME	NOC	No.
MARKOV Milias	**KGZ**	**4**		**KUCHIEV Alan Tamerlanovich**	**RUS**	**8**

PERIOD	TECHNICAL POINTS	TOTAL		PERIOD	TECHNICAL POINTS	TOTAL
1st	1 1	**2**		1st		**0**
			BREAK			
2nd		**0**		2nd		**0**

2	**TECHNICAL POINTS - TOTAL RED**	**TECHNICAL POINTS - TOTAL BLUE**	**0**

CLASSIFICATION POINTS

3	**0**

WINNER	EXACT TIME WHEN THE MATCH IS FINISHED (HOUR:MIN)
MARKOV Milias (KGZ)	18:03

VPO	**3:0**	VICTORY BY POINTS - WITHOUT ANY POINT SCORED BY THE OPPONENT

LEGEND
No. Number

WED 26 JUL 2017
Start time 15:06

Results

MATCH NUMBER 69 - MAT 1

Referee	No. 9
Judge	No. 14
Mat Chairman	No. 4

RED				BLUE		
NAME		NOC	No.	NAME		NOC	No.
PAPADATOS Alexandros		**GRE**	**6**	**KUCHIEV Alan Tamerlanovich**		**RUS**	**8**
PERIOD	TECHNICAL POINTS	TOTAL		PERIOD	TECHNICAL POINTS	TOTAL
1st	1	**1**		1st		**0**
			BREAK			
2nd	2	**2**		2nd	2	**2**

3	**TECHNICAL POINTS - TOTAL RED**	**TECHNICAL POINTS - TOTAL BLUE**	**2**

CLASSIFICATION POINTS

3	**1**

WINNER	EXACT TIME WHEN THE MATCH IS FINISHED (HOUR:MIN)
PAPADATOS Alexandros (GRE)	15:37

VPO1	**3:1**	VICTORY BY POINTS - WITH POINT(S) SCORED BY THE OPPONENT

LEGEND
No. Number

WED 26 JUL 2017
Start time 14:18

Results

MATCH NUMBER 76 - MAT 2

Referee	No. 21
Judge	No. 22
Mat Chairman	No. 3

RED				BLUE		
NAME	NOC	No.		NAME	NOC	No.
SHONKU Khairatkhaan	**KAZ**	**7**		**KUCHIEV Alan Tamerlanovich**	**RUS**	**8**

PERIOD	TECHNICAL POINTS	TOTAL		PERIOD	TECHNICAL POINTS	TOTAL
1st	1	**1**		1st		**0**
			BREAK			
2nd		**0**		2nd	1 1	**2**

1	**TECHNICAL POINTS - TOTAL RED**	**TECHNICAL POINTS - TOTAL BLUE**	**2**

CLASSIFICATION POINTS

1	**3**

WINNER	EXACT TIME WHEN THE MATCH IS FINISHED (HOUR:MIN)
KUCHIEV Alan Tamerlanovich (RUS)	14:13

VPO1	**3:1**	VICTORY BY POINTS - WITH POINT(S) SCORED BY THE OPPONENT

LEGEND
No. Number

Medal Standings

As of SAT 22 JUL 2017 at 19:07
After 8 of 8 weight Categories

Rank	NOC	Men				Women				Total				Rank
		G	S	B	Tot	G	S	B	Tot	G	S	B	Tot	by total
1	TUR - Turkey	4		2	6					4		2	6	2
2	RUS - Russia	3	4	1	8					3	4	1	8	1
3	GRE - Greece	1			1					1			1	= 7
4	IRI - Iran		1	4	5						1	4	5	3
5	GEO - Georgia		1	1	2						1	1	2	= 5
5	UKR - Ukraine		1	1	2						1	1	2	= 5
7	POR - Portugal		1		1						1		1	= 7
8	ARM - Armenia			3	3							3	3	4
9	BUL - Bulgaria			1	1							1	1	= 7
9	KAZ - Kazakhstan			1	1							1	1	= 7
9	KGZ - Kyrgyzstan			1	1							1	1	= 7
9	LTU - Lithuania			1	1							1	1	= 7
	Total:	**8**	**8**	**16**	**32**					**8**	**8**	**16**	**32**	

LEGEND

= Equal sign indicates that two or more NOCs share the same rank by total **B** Bronze **G** Gold **S** Silver
Tot Total

Medallists by Event

As of SAT 22 JUL 2017 at 18:30

After 8 of 8 weight Categories

Event Name	Date	Medal	Name	NOC Code
Men 130kg	SAT 22 JUL 20	GOLD	PAPADATOS Alexandros	GRE
		SILVER	ZHELTUKHIN Evgeny	RUS
		BRONZE	BIABANI Hashem	IRI
		BRONZE	SHONKU Khairatkhaan	KAZ
Men 59kg	FRI 21 JUL 201	GOLD	YIGIT Mehmet Ali	TUR
		SILVER	CHULKOV Kirill Andreevich	RUS
		BRONZE	JANELIDZE Giorgi	GEO
		BRONZE	DANESHVAR Alireza	IRI
Men 66kg	SAT 22 JUL 20	GOLD	ALEKSANOV Martin	RUS
		SILVER	JANELIDZE Lasha	GEO
		BRONZE	STOILOV Ivan	BUL
		BRONZE	KOCAK Celal	TUR
Men 71kg	FRI 21 JUL 201	GOLD	AKDENIZ Muhammet	TUR
		SILVER	PASSOS Hugo Miguel	POR
		BRONZE	GRIGORYAN Zhora	ARM
		BRONZE	LAZUKIN Andrey Andreevich	RUS
Men 75kg	SAT 22 JUL 20	GOLD	KUS Kadir	TUR
		SILVER	KUZMENKOV Vitaliy	RUS
		BRONZE	SARGSYAN Ararht	ARM
		BRONZE	SINKEVICIUS Mantas Kazimieras	LTU
Men 80kg	FRI 21 JUL 201	GOLD	SHIRAZDANOV Eduard	RUS
		SILVER	RABIEZADEH Abouzar	IRI
		BRONZE	NIKOGHOSYAN Narek	ARM
		BRONZE	KACUR Ahmet Talha	TUR
Men 85kg	SAT 22 JUL 20	GOLD	TREGUBOV David	RUS
		SILVER	IASHCHENKO Roman	UKR
		BRONZE	DARYANI Rasoul	IRI
		BRONZE	AIDARBEKOV Gabit	KGZ
Men 98kg	FRI 21 JUL 201	GOLD	CITAK Ilhan	TUR
		SILVER	TARASOV Vladislav	RUS
		BRONZE	SABERI Akbar	IRI
		BRONZE	ANTYPENKO Viktor	UKR

Entry List by NOC

As of SAT 22 JUL 2017 at 10:37

NOC	Name	Gender	Weight Category	Date of Birth
ARM	**- Armenia**			
	AYVAZYAN Hovhannes	Men	98kg	28 SEP 1975
	BABAYAN Argishti	Men	66kg	16 FEB 1997
	GRIGORYAN Zhora	Men	71kg	16 MAY 1990
	NIKOGHOSYAN Narek	Men	80kg	27 MAR 1991
	SARGSYAN Ararht	Men	75kg	18 FEB 1996
	SARGSYANS Sargis	Men	59kg	29 SEP 1992
	SEROBYAN Gevorg	Men	85kg	23 MAR 1993
AZE	**- Azerbaijan**			
	ALLAHVERDIYEV Kanan	Men	66kg	24 NOV 1997
	HASANZADE Elchin	Men	59kg	19 AUG 1998
BLR	**- Belarus**			
	ADAMIAN Hiavorh	Men	71kg	24 JUL 1989
	KASTSIANKA Aleh	Men	80kg	16 APR 2000
	SHCHARBAKOU Victor	Men	98kg	27 APR 1975
	SIDAKOU Saslan	Men	59kg	25 JUN 1990
	SLAPIK Maksim	Men	75kg	8 NOV 1995
	TSYVINSKI Yauhuni	Men	66kg	1 DEC 1991
	VALIAYEU Aleh	Men	85kg	7 JUL 1981
BRA	**- Brazil**			
	SOARES Welves Moraes	Men	59kg	13 APR 1996
BUL	**- Bulgaria**			
	DIMITROV Panayot	Men	59kg	31 JAN 1997
	IVANOV Atanas Miroslavov	Men	98kg	10 JUN 1994
	KLICHUROV Hristo	Men	75kg	28 APR 1994
	PAVLOV Hristo Georgiev	Men	80kg	8 OCT 1987
	STOILOV Ivan	Men	66kg	31 DEC 1998
	TSENOV Angel Iliev	Men	85kg	15 MAY 1990
GEO	**- Georgia**			
	JANELIDZE Giorgi	Men	59kg	22 MAY 1995
	JANELIDZE Lasha	Men	66kg	22 MAY 1995
GRE	**- Greece**			
	PAPADATOS Alexandros	Men	130kg	31 JUL 1993
IND	**- India**			
	PATIL Shubham	Men	98kg	18 JAN 1998
IRI	**- Iran**			
	BIABANI Hashem	Men	130kg	21 APR 1983

Entry List by NOC

As of SAT 22 JUL 2017 at 10:37

NOC	Name	Gender	Weight Category	Date of Birth
	DANESHVAR Alireza	Men	59kg	31 JAN 1997
	DARYANI Rasoul	Men	85kg	14 JUN 1983
	FARAHANI Ali	Men	66kg	18 APR 1990
	RABIEZADEH Abouzar	Men	80kg	27 JAN 1988
	SABERI Akbar	Men	98kg	21 FEB 1991
	SADRI Mohammadreza	Men	75kg	10 JUN 1997
	TAVAKOLI Majid	Men	71kg	29 JUN 1989
ITA	**- Italy**			
	STABILE Davide	Men	66kg	1 JUL 1998
KAZ	**- Kazakhstan**			
	IGENBAY Gabit	Men	66kg	17 APR 1995
	KENZHEBAYEV Tolegen	Men	71kg	25 JUL 1986
	ORMANOV Abylaikhan	Men	59kg	4 SEP 1992
	OSPANOV Abdirakhman	Men	85kg	26 JUL 1985
	SHONKU Khairatkhaan	Men	130kg	16 OCT 1987
	TAZHIYEV Assylzhan	Men	98kg	6 MAR 1988
	YELYUBAYEV Daulet	Men	75kg	3 MAY 1987
KGZ	**- Kyrgyzstan**			
	AIDARBEKOV Gabit	Men	85kg	30 SEP 1986
	AKOPIAN Aram Janikovich	Men	98kg	30 APR 1974
	MARKOV Milias	Men	130kg	20 NOV 1991
	TURDIEV Zakir	Men	80kg	3 DEC 1991
LTU	**- Lithuania**			
	SINKEVICIUS Mantas Kazimieras	Men	75kg	4 MAR 1991
MDA	**- Moldova**			
	CALESTROV Constantin	Men	80kg	11 JAN 1984
MGL	**- Mongolia**			
	SHIRENDEV Batbaatar	Men	75kg	17 SEP 1981
POR	**- Portugal**			
	PASSOS Hugo Miguel	Men	71kg	27 SEP 1979
RUS	**- Russia**			
	ALEKSANOV Martin	Men	66kg	9 NOV 1993
	CHULKOV Kirill Andreevich	Men	59kg	24 NOV 1989
	KUZMENKOV Vitaliy	Men	75kg	18 MAY 1996
	LAZUKIN Andrey Andreevich	Men	71kg	15 DEC 1986
	SHIRAZDANOV Eduard	Men	80kg	5 OCT 1987
	TARASOV Vladislav	Men	98kg	13 JUN 1993

Entry List by NOC

As of SAT 22 JUL 2017 at 10:37

NOC	Name	Gender	Weight Category	Date of Birth
	TREGUBOV David	Men	85kg	7 JAN 1997
	ZHELTUKHIN Evgeny	Men	130kg	12 MAR 1988
SRB	**- Serbia**			
	BERISA Ramadan	Men	85kg	18 MAR 1993
TKM	**- Turkmenistan**			
	AZAPOV Hojymyrat	Men	71kg	4 JUL 1991
	CHARYYEV Bayram	Men	66kg	25 JAN 1999
	GURBANOV Nagmat	Men	59kg	16 JUN 1992
	MYRATGELDIYEV Serdar	Men	75kg	13 JAN 1991
TUR	**- Turkey**			
	AKDENIZ Muhammet	Men	71kg	29 JUN 1995
	CITAK Ilhan	Men	98kg	30 AUG 1977
	KACUR Ahmet Talha	Men	80kg	11 JUN 1997
	KARADENIZ Seyfullah	Men	85kg	5 AUG 1983
	KOCAK Celal	Men	66kg	18 DEC 1996
	KUS Kadir	Men	75kg	22 APR 1990
	SIMSEK OGUZHAN Cemil	Men	130kg	24 OCT 1994
	YIGIT Mehmet Ali	Men	59kg	10 MAY 1998
UKR	**- Ukraine**			
	ANTYPENKO Viktor	Men	98kg	5 SEP 1996
	BUTENKO Vitalii	Men	59kg	10 DEC 1984
	CHEREPOVSKYI Stas	Men	75kg	23 JUN 1996
	GETMANCHENKO Sergii	Men	80kg	4 MAR 1990
	IASHCHENKO Roman	Men	85kg	31 MAY 1986
	MINCHENKO Sergii	Men	130kg	8 FEB 1984
	PLOTVINOV Mykyta	Men	71kg	26 JAN 1992
	POVITCHAN Oleksandr	Men	66kg	7 JAN 1995
UZB	**- Uzbekistan**			
	YAKIYAEV Doniyor	Men	59kg	3 DEC 1999
VEN	**- Venezuela**			
	GOMEZ Alcides	Men	59kg	9 AUG 1995
	MELENDEZ R. Cleiber Stivens	Men	66kg	5 DEC 1991

Competition Schedule

As of THU 20 JUL 2017

Date	Session	Start Time	Estimated Finish Time	Weight Category / Round
FRI 21 JUL	1	14:00	19:00	Men 59kg Qualification and Elimination Rounds,Repechage and Finals
				Men 71kg Qualification and Elimination Rounds,Repechage and Finals
				Men 80kg Qualification and Elimination Rounds,Repechage and Finals
				Men 98kg Qualification and Elimination Rounds,Repechage and Finals
SAT 22 JUL	2	14:00	19:00	Men 66kg Qualification and Elimination Rounds,Repechage and Finals
				Men 75kg Qualification and Elimination Rounds,Repechage and Finals
				Men 85kg Qualification and Elimination Rounds,Repechage and Finals
				Men 130kg Repechage and Finals

Individual Medallists

As of FRI 21 JUL 2017 at 19:18

Medal	Name	NOC
GOLD	YIGIT Mehmet Ali	TUR - Turkey
SILVER	CHULKOV Kirill Andreevich	RUS - Russia
BRONZE	DANESHVAR Alireza	IRI - Iran
BRONZE	JANELIDZE Giorgi	GEO - Georgia

Competition Sheet

As of THU 20 JUL 2017 at 17:39

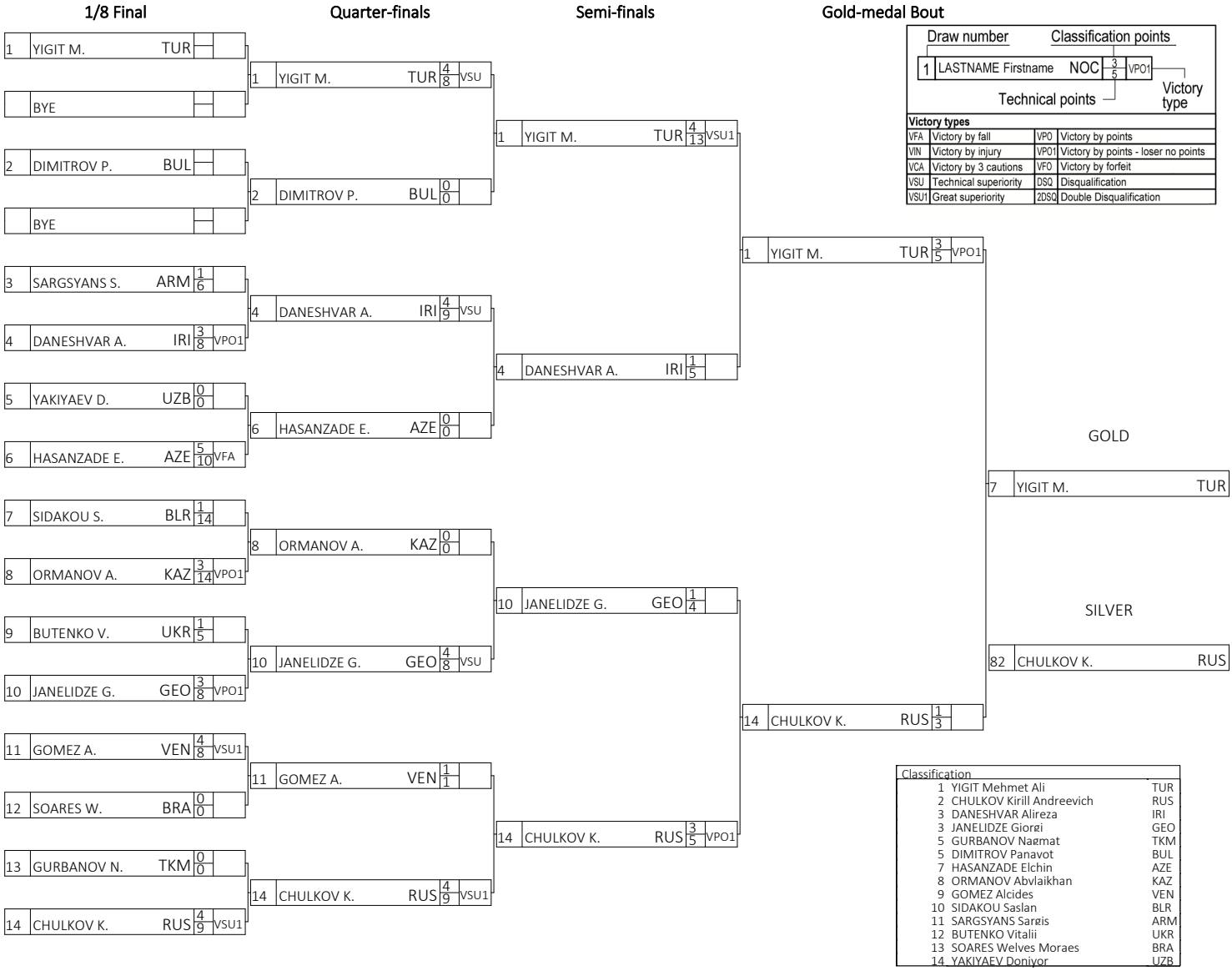

FRI 21 JUL 2017
Start time 17:10

Results

MATCH NUMBER 43 - MAT 2

Referee	No. 8
Judge	No. 17
Mat Chairman	No. 2

RED				BLUE		
NAME	NOC	No.		NAME	NOC	No.
YIGIT Mehmet Ali	**TUR**	**7**		**CHULKOV Kirill Andreevich**	**RUS**	**82**

PERIOD	TECHNICAL POINTS	TOTAL		PERIOD	TECHNICAL POINTS	TOTAL
1st		**0**		1st	1 1	**2**
			BREAK			
2nd	1 4	**5**		2nd	1	**1**

5	**TECHNICAL POINTS - TOTAL RED**	**TECHNICAL POINTS - TOTAL BLUE**	**3**

CLASSIFICATION POINTS

3	**1**

WINNER	EXACT TIME WHEN THE MATCH IS FINISHED (HOUR:MIN)
YIGIT Mehmet Ali (TUR)	18:06

VPO1	**3:1**	VICTORY BY POINTS - WITH POINT(S) SCORED BY THE OPPONENT

LEGEND
No. Number

FRI 21 JUL 2017
Start time 17:00

Results

MATCH NUMBER 42 - MAT 2

Referee	No. 19
Judge	No. 17
Mat Chairman	No. 4

RED				BLUE		
NAME	NOC	No.		NAME	NOC	No.
DIMITROV Panayot	**BUL**	**10**		**DANESHVAR Alireza**	**IRI**	**17**

PERIOD	TECHNICAL POINTS	TOTAL		PERIOD	TECHNICAL POINTS	TOTAL
1st		**0**		1st	1	**1**
			BREAK			
2nd	1 1	**2**		2nd	4	**4**

2	**TECHNICAL POINTS - TOTAL RED**	**TECHNICAL POINTS - TOTAL BLUE**	**5**

CLASSIFICATION POINTS

1	**3**

WINNER	EXACT TIME WHEN THE MATCH IS FINISHED (HOUR:MIN)
DANESHVAR Alireza (IRI)	17:55

VPO1	**3:1**	VICTORY BY POINTS - WITH POINT(S) SCORED BY THE OPPONENT

LEGEND
No. Number

FRI 21 JUL 2017
Start time 17:10

Results

MATCH NUMBER 20 - MAT 1

Referee	No. 12
Judge	No. 18
Mat Chairman	No. 5

RED				BLUE		
NAME	NOC	No.		NAME	NOC	No.
GURBANOV Nagmat	**TKM**	**78**		**JANELIDZE Giorgi**	**GEO**	**46**

PERIOD	TECHNICAL POINTS	TOTAL		PERIOD	TECHNICAL POINTS	TOTAL
1st		**0**		1st	2	**2**
			BREAK			
2nd	1 2 2 2	**7**		2nd	1 4	**5**

7	**TECHNICAL POINTS - TOTAL RED**	**TECHNICAL POINTS - TOTAL BLUE**	**7**

CLASSIFICATION POINTS

1	**3**

WINNER	EXACT TIME WHEN THE MATCH IS FINISHED (HOUR:MIN)
JANELIDZE Giorgi (GEO)	18:05

VPO1	**3:1**	VICTORY BY POINTS - WITH POINT(S) SCORED BY THE OPPONENT

LEGEND
No. Number

FRI 21 JUL 2017
Start time 16:50

Results

MATCH NUMBER 18 - MAT 1

Referee	No. 14
Judge	No. 12
Mat Chairman	No. 3

RED				BLUE		
NAME	NOC	No.		NAME	NOC	No.
JANELIDZE Giorgi	**GEO**	**46**		**CHULKOV Kirill Andreevich**	**RUS**	**82**

PERIOD	TECHNICAL POINTS	TOTAL		PERIOD	TECHNICAL POINTS	TOTAL
1st	1 1	**2**		1st	2	**2**
			BREAK			
2nd	1 1	**2**		2nd	1 2	**3**

4	**TECHNICAL POINTS - TOTAL RED**	**TECHNICAL POINTS - TOTAL BLUE**	**5**

CLASSIFICATION POINTS

1	**3**

WINNER	EXACT TIME WHEN THE MATCH IS FINISHED (HOUR:MIN)
CHULKOV Kirill Andreevich (RUS)	16:49

VPO1	**3:1**	VICTORY BY POINTS - WITH POINT(S) SCORED BY THE OPPONENT

LEGEND
No. Number

FRI 21 JUL 2017
Start time 16:10

Results

MATCH NUMBER 14 - MAT 1

Referee	No. 13
Judge	No. 9
Mat Chairman	No. 5

RED				BLUE		
NAME	NOC	No.		NAME	NOC	No.
GOMEZ Alcides	**VEN**	**47**		**CHULKOV Kirill Andreevich**	**RUS**	**82**

PERIOD	TECHNICAL POINTS	TOTAL		PERIOD	TECHNICAL POINTS	TOTAL
1st	1	**1**		1st	1 1 4 1 1 1	**9**
			BREAK			
2nd		**0**		2nd		**0**

1	**TECHNICAL POINTS - TOTAL RED**	**TECHNICAL POINTS - TOTAL BLUE**	**9**

CLASSIFICATION POINTS

1	**4**

WINNER	EXACT TIME WHEN THE MATCH IS FINISHED (HOUR:MIN)
CHULKOV Kirill Andreevich (RUS)	16:12

VSU1	**4:1**	VICTORY BY TECHNICAL SUPERIORITY - WITH POINT(S) SCORED BY THE OPPONENT

LEGEND
No. Number

FRI 21 JUL 2017
Start time 14:50

Results

MATCH NUMBER 6 - MAT 1

Referee	No. 9
Judge	No. 13
Mat Chairman	No. 5

RED				BLUE		
NAME	NOC	No.		NAME	NOC	No.
GURBANOV Nagmat	**TKM**	**78**		**CHULKOV Kirill Andreevich**	**RUS**	**82**

PERIOD	TECHNICAL POINTS	TOTAL		PERIOD	TECHNICAL POINTS	TOTAL
1st		**0**		1st	1 2 2 2 2	**9**
			BREAK			
2nd		**0**		2nd		**0**

0	**TECHNICAL POINTS - TOTAL RED**	**TECHNICAL POINTS - TOTAL BLUE**	**9**

CLASSIFICATION POINTS

0	**4**

WINNER	EXACT TIME WHEN THE MATCH IS FINISHED (HOUR:MIN)
CHULKOV Kirill Andreevich (RUS)	15:03

VSU1	**4:1**	VICTORY BY TECHNICAL SUPERIORITY - WITH POINT(S) SCORED BY THE OPPONENT

LEGEND
No. Number

Individual Medallists

As of FRI 21 JUL 2017 at 20:24

Medal	Name	NOC
GOLD	ALEKSANOV Martin	RUS - Russia
SILVER	JANELIDZE Lasha	GEO - Georgia
BRONZE	KOCAK Celal	TUR - Turkey
BRONZE	STOILOV Ivan	BUL - Bulgaria

Competition Sheet

As of FRI 21 JUL 2017 at 20:58

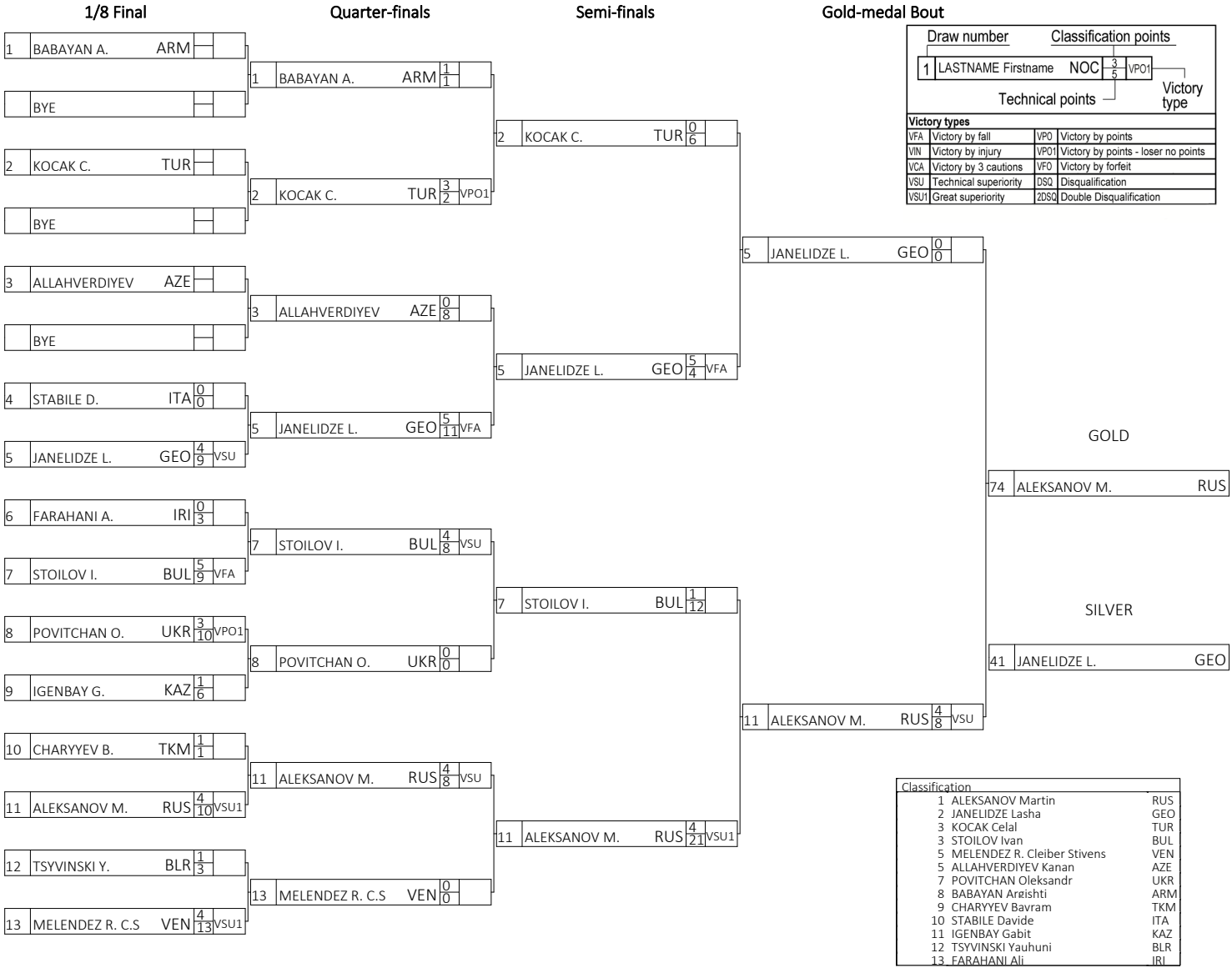

Classification

1	ALEKSANOV Martin	RUS
2	JANELIDZE Lasha	GEO
3	KOCAK Celal	TUR
3	STOILOV Ivan	BUL
5	MELENDEZ R. Cleiber Stivens	VEN
5	ALLAHVERDIYEV Kanan	AZE
7	POVITCHAN Oleksandr	UKR
8	BABAYAN Argishti	ARM
9	CHARYYEV Bayram	TKM
10	STABILE Davide	ITA
11	IGENBAY Gabit	KAZ
12	TSYVINSKI Yauhuni	BLR
13	FARAHANI Ali	IRI

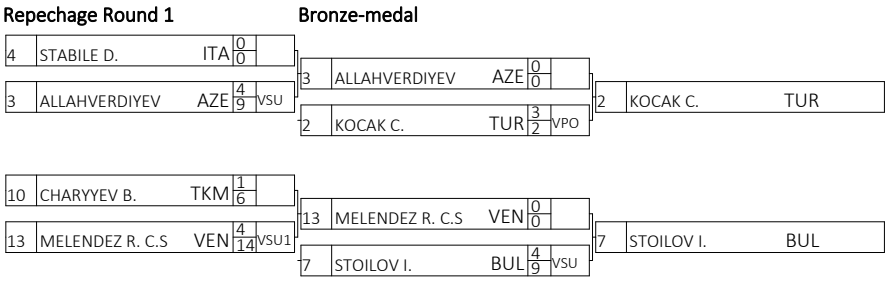

Report Created FRI 21 JUL 2017 20:58

SAT 22 JUL 2017
Start time 17:30

Results

MATCH NUMBER 93 - MAT 2

Referee	No. 9
Judge	No. 17
Mat Chairman	No. 3

RED				BLUE		
NAME	NOC	No.		NAME	NOC	No.
JANELIDZE Lasha	**GEO**	**41**		**ALEKSANOV Martin**	**RUS**	**74**

PERIOD	TECHNICAL POINTS	TOTAL		PERIOD	TECHNICAL POINTS	TOTAL
1st		**0**		1st	2 2 2 2	**8**
			BREAK			
2nd		**0**		2nd		**0**

0	**TECHNICAL POINTS - TOTAL RED**	**TECHNICAL POINTS - TOTAL BLUE**	**8**

CLASSIFICATION POINTS

0	**4**

WINNER	EXACT TIME WHEN THE MATCH IS FINISHED (HOUR:MIN)
ALEKSANOV Martin (RUS)	17:59

VSU	**4:0**	VICTORY BY TECHNICAL SUPERIORITY - WITHOUT ANY POINT SCORED BY THE OPPONENT

LEGEND
No. Number

SAT 22 JUL 2017
Start time 17:10

Results

MATCH NUMBER 69 - MAT 1

Referee	No. 18
Judge	No. 17
Mat Chairman	No. 2

RED				BLUE		
NAME	NOC	No.		NAME	NOC	No.
ALLAHVERDIYEV Kanan	**AZE**	**10**		**KOCAK Celal**	**TUR**	**2**

PERIOD	TECHNICAL POINTS	TOTAL		PERIOD	TECHNICAL POINTS	TOTAL
1st		**0**		1st	1	**1**
			BREAK			
2nd		**0**		2nd	1	**1**

0	**TECHNICAL POINTS - TOTAL RED**	**TECHNICAL POINTS - TOTAL BLUE**	**2**

CLASSIFICATION POINTS

0	**3**

WINNER	EXACT TIME WHEN THE MATCH IS FINISHED (HOUR:MIN)
KOCAK Celal (TUR)	18:17

VPO	**3:0**	VICTORY BY POINTS - WITHOUT ANY POINT SCORED BY THE OPPONENT

LEGEND
No. Number

SAT 22 JUL 2017
Start time 17:20

Results

MATCH NUMBER 92 - MAT 2

Referee	No. 13
Judge	No. 10
Mat Chairman	No. 15

RED				BLUE		
NAME	NOC	No.		NAME	NOC	No.
MELENDEZ R. Cleiber Stivens	**VEN**	**86**		**STOILOV Ivan**	**BUL**	**50**

PERIOD	TECHNICAL POINTS	TOTAL		PERIOD	TECHNICAL POINTS	TOTAL
1st		**0**		1st	1 1 2 1 2 2	**9**
			BREAK			
2nd		**0**		2nd		**0**

0	**TECHNICAL POINTS - TOTAL RED**	**TECHNICAL POINTS - TOTAL BLUE**	**9**

CLASSIFICATION POINTS

0	**4**

WINNER	EXACT TIME WHEN THE MATCH IS FINISHED (HOUR:MIN)
STOILOV Ivan (BUL)	17:51

VSU	**4:0**	VICTORY BY TECHNICAL SUPERIORITY - WITHOUT ANY POINT SCORED BY THE OPPONENT

LEGEND
No. Number

SAT 22 JUL 2017
Start time 16:10

Results

MATCH NUMBER 63 - MAT 1

Referee	No. 8
Judge	No. 11
Mat Chairman	No. 3

RED				BLUE		
NAME	NOC	No.		NAME	NOC	No.
STOILOV Ivan	**BUL**	**50**		**ALEKSANOV Martin**	**RUS**	**74**

PERIOD	TECHNICAL POINTS	TOTAL		PERIOD	TECHNICAL POINTS	TOTAL
1st	1 1 2	**4**		1st	2 2 4 1 1 1	**11**
			BREAK			
2nd	4 2 2	**8**		2nd	4 2 2 2	**10**

12	**TECHNICAL POINTS - TOTAL RED**	**TECHNICAL POINTS - TOTAL BLUE**	**21**

CLASSIFICATION POINTS

1	**4**

WINNER	EXACT TIME WHEN THE MATCH IS FINISHED (HOUR:MIN)
ALEKSANOV Martin (RUS)	16:24

VSU1	**4:1**	VICTORY BY TECHNICAL SUPERIORITY - WITH POINT(S) SCORED BY THE OPPONENT

LEGEND
No. Number

SAT 22 JUL 2017
Start time 15:20

Results

MATCH NUMBER 74 - MAT 2

Referee	No. 20
Judge	No. 22
Mat Chairman	No. 2

RED				BLUE		
NAME	NOC	No.		NAME	NOC	No.
ALEKSANOV Martin	**RUS**	**74**		**MELENDEZ R. Cleiber Stivens**	**VEN**	**86**

PERIOD	TECHNICAL POINTS	TOTAL		PERIOD	TECHNICAL POINTS	TOTAL
1st	2 2 2 2	**8**		1st		**0**
			BREAK			
2nd		**0**		2nd		**0**

8	**TECHNICAL POINTS - TOTAL RED**	**TECHNICAL POINTS - TOTAL BLUE**	**0**

CLASSIFICATION POINTS

4	**0**

WINNER	EXACT TIME WHEN THE MATCH IS FINISHED (HOUR:MIN)
ALEKSANOV Martin (RUS)	14:55

VSU	**4:0**	VICTORY BY TECHNICAL SUPERIORITY - WITHOUT ANY POINT SCORED BY THE OPPONENT

LEGEND
No. Number

SAT 22 JUL 2017
Start time 14:00

Results

MATCH NUMBER 66 - MAT 2

Referee	No. 17
Judge	No. 22
Mat Chairman	No. 2

RED				BLUE		
NAME	NOC	No.		NAME	NOC	No.
CHARYYEV Bayram	**TKM**	**71**		**ALEKSANOV Martin**	**RUS**	**74**

PERIOD	TECHNICAL POINTS	TOTAL		PERIOD	TECHNICAL POINTS	TOTAL
1st	1	**1**		1st	4 4 2	**10**
			BREAK			
2nd		**0**		2nd		**0**

1	**TECHNICAL POINTS - TOTAL RED**	**TECHNICAL POINTS - TOTAL BLUE**	**10**

CLASSIFICATION POINTS

1	**4**

WINNER	EXACT TIME WHEN THE MATCH IS FINISHED (HOUR:MIN)
ALEKSANOV Martin (RUS)	13:53

VSU1	**4:1**	VICTORY BY TECHNICAL SUPERIORITY - WITH POINT(S) SCORED BY THE OPPONENT

LEGEND
No. Number

SAT 22 JUL 2017
Start time 14:30

Results

MATCH NUMBER 53 - MAT 1

Referee	No. 8
Judge	No. 12
Mat Chairman	No. 1

RED				BLUE		
NAME	NOC	No.		NAME	NOC	No.
KUZMENKOV Vitaliy	**RUS**	**57**		**SADRI Mohammadreza**	**IRI**	**60**

PERIOD	TECHNICAL POINTS	TOTAL		PERIOD	TECHNICAL POINTS	TOTAL
1st	1 1	**2**		1st		**0**
			BREAK			
2nd		**0**		2nd		**0**

2	**TECHNICAL POINTS - TOTAL RED**	**TECHNICAL POINTS - TOTAL BLUE**	**0**

CLASSIFICATION POINTS

3	**0**

WINNER	EXACT TIME WHEN THE MATCH IS FINISHED (HOUR:MIN)
KUZMENKOV Vitaliy (RUS)	14:45

VPO	**3:0**	VICTORY BY POINTS - WITHOUT ANY POINT SCORED BY THE OPPONENT

LEGEND
No. Number

Individual Medallists

As of FRI 21 JUL 2017 at 19:33

Medal	Name	NOC
GOLD	AKDENIZ Muhammet	TUR - Turkey
SILVER	PASSOS Hugo Miguel	POR - Portugal
BRONZE	GRIGORYAN Zhora	ARM - Armenia
BRONZE	LAZUKIN Andrey Andreevich	RUS - Russia

Competition Sheet

As of THU 20 JUL 2017 at 17:44

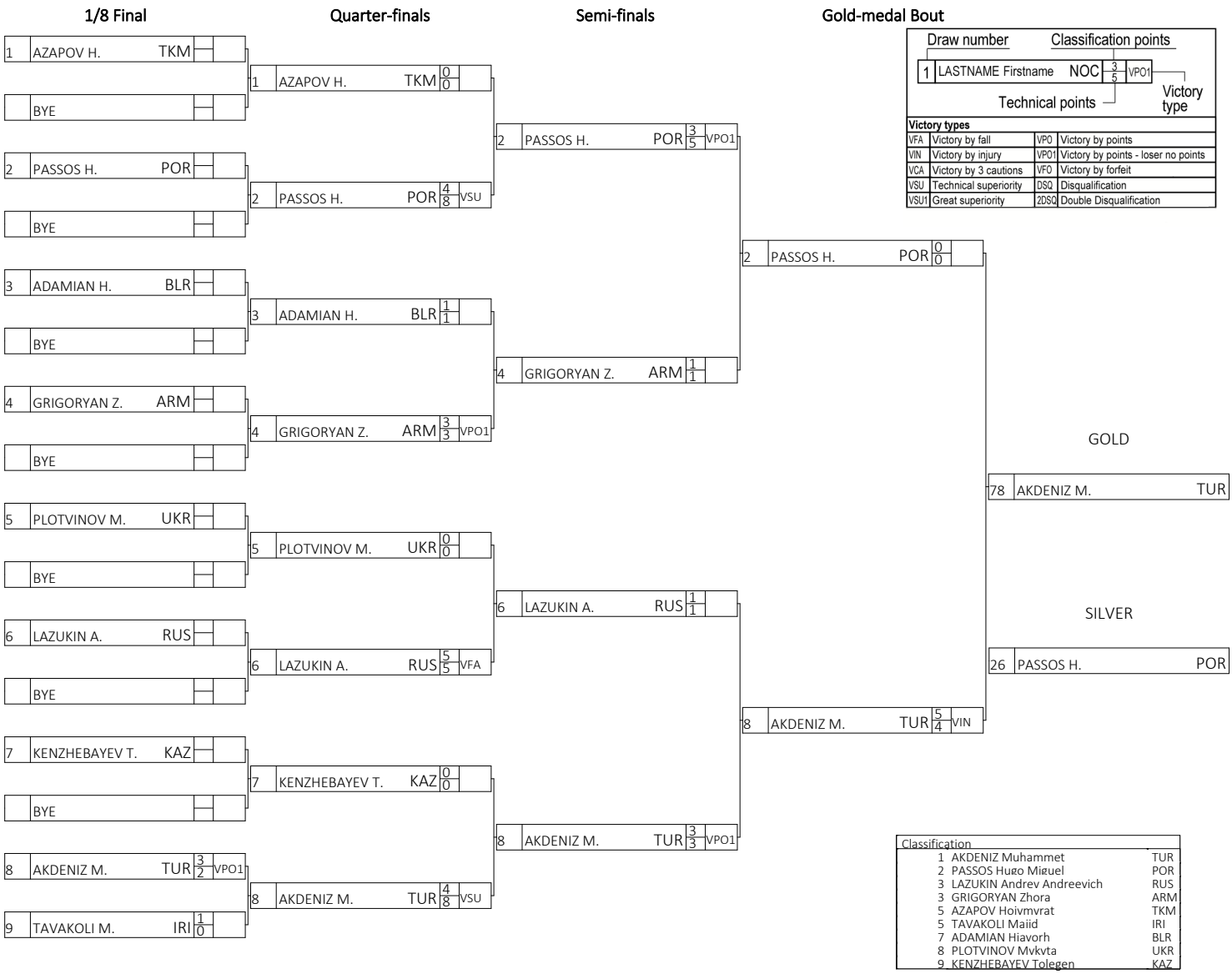

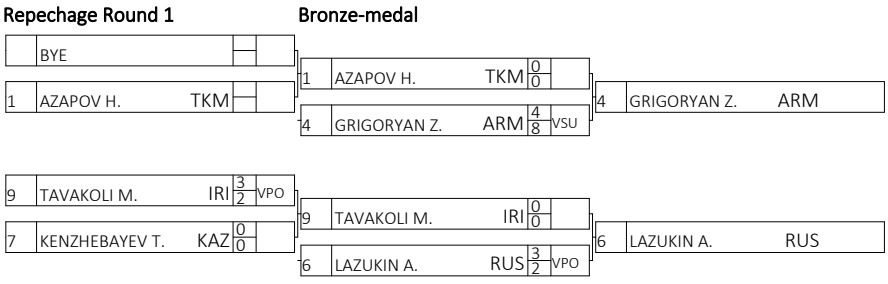

FRI 21 JUL 2017
Start time 17:40

Results

MATCH NUMBER 23 - MAT 1

Referee	No. 15
Judge	No. 17
Mat Chairman	No. 2

RED				BLUE		
NAME	NOC	No.		NAME	NOC	No.
PASSOS Hugo Miguel	**POR**	**26**		**AKDENIZ Muhammet**	**TUR**	**78**

PERIOD	TECHNICAL POINTS	TOTAL		PERIOD	TECHNICAL POINTS	TOTAL
1st		**0**		1st	4	**4**
			BREAK			
2nd		**0**		2nd		**0**

0	**TECHNICAL POINTS - TOTAL RED**	**TECHNICAL POINTS - TOTAL BLUE**	**4**

CLASSIFICATION POINTS

0	**5**

WINNER	EXACT TIME WHEN THE MATCH IS FINISHED (HOUR:MIN)
AKDENIZ Muhammet (TUR)	19:31

VIN	**5:0**	VICTORY BY INJURY - IF AN ATHLETE IS INJURED BEFORE OR DURING A BOUT

LEGEND
No. Number

FRI 21 JUL 2017
Start time 17:40

Results

MATCH NUMBER 48 - MAT 2

Referee	No. 21
Judge	No. 22
Mat Chairman	No. 2

RED				BLUE		
NAME	NOC	No.		NAME	NOC	No.
AZAPOV Hojymyrat	**TKM**	**11**		**GRIGORYAN Zhora**	**ARM**	**46**

PERIOD	TECHNICAL POINTS	TOTAL		PERIOD	TECHNICAL POINTS	TOTAL
1st		**0**		1st	2 2 2 2	**8**
			BREAK			
2nd		**0**		2nd		**0**

0	**TECHNICAL POINTS - TOTAL RED**	**TECHNICAL POINTS - TOTAL BLUE**	**8**

CLASSIFICATION POINTS

0	**4**

WINNER	EXACT TIME WHEN THE MATCH IS FINISHED (HOUR:MIN)
GRIGORYAN Zhora (ARM)	18:49

VSU	**4:0**	VICTORY BY TECHNICAL SUPERIORITY - WITHOUT ANY POINT SCORED BY THE OPPONENT

LEGEND
No. Number

FRI 21 JUL 2017
Start time 17:30

Results

MATCH NUMBER 22 - MAT 1

Referee	No. 23
Judge	No. 11
Mat Chairman	No. 3

RED				BLUE		
NAME	NOC	No.		NAME	NOC	No.
TAVAKOLI Majid	**IRI**	**89**		**LAZUKIN Andrey Andreevich**	**RUS**	**62**

PERIOD	TECHNICAL POINTS	TOTAL		PERIOD	TECHNICAL POINTS	TOTAL
1st		**0**		1st	1	**1**
			BREAK			
2nd		**0**		2nd	1	**1**

0	**TECHNICAL POINTS - TOTAL RED**	**TECHNICAL POINTS - TOTAL BLUE**	**2**

CLASSIFICATION POINTS

0	**3**

WINNER	EXACT TIME WHEN THE MATCH IS FINISHED (HOUR:MIN)
LAZUKIN Andrey Andreevich (RUS)	19:17

VPO	**3:0**	VICTORY BY POINTS - WITHOUT ANY POINT SCORED BY THE OPPONENT

LEGEND
No. Number

FRI 21 JUL 2017
Start time 16:30

Results

MATCH NUMBER 34 - MAT 2

Referee	No. 17
Judge	No. 24
Mat Chairman	No. 2

RED				BLUE		
NAME	NOC	No.		NAME	NOC	No.
LAZUKIN Andrey Andreevich	**RUS**	**62**		**AKDENIZ Muhammet**	**TUR**	**78**

PERIOD	TECHNICAL POINTS	TOTAL		PERIOD	TECHNICAL POINTS	TOTAL
1st		**0**		1st	1	**1**
			BREAK			
2nd	1	**1**		2nd	2	**2**

1	**TECHNICAL POINTS - TOTAL RED**	**TECHNICAL POINTS - TOTAL BLUE**	**3**

CLASSIFICATION POINTS

1	**3**

WINNER	EXACT TIME WHEN THE MATCH IS FINISHED (HOUR:MIN)
AKDENIZ Muhammet (TUR)	14:46

VPO1	**3:1**	VICTORY BY POINTS - WITH POINT(S) SCORED BY THE OPPONENT

LEGEND
No. Number

FRI 21 JUL 2017
Start time 15:40

Results

MATCH NUMBER 29 - MAT 2

Referee	No. 21
Judge	No. 22
Mat Chairman	No. 6

RED				BLUE		
NAME	NOC	No.		NAME	NOC	No.
PLOTVINOV Mykyta	**UKR**	**52**		**LAZUKIN Andrey Andreevich**	**RUS**	**62**

PERIOD	TECHNICAL POINTS	TOTAL		PERIOD	TECHNICAL POINTS	TOTAL
1st		**0**		1st	1 4	**5**
			BREAK			
2nd		**0**		2nd		**0**

0	**TECHNICAL POINTS - TOTAL RED**	**TECHNICAL POINTS - TOTAL BLUE**	**5**

CLASSIFICATION POINTS

0	**5**

WINNER	EXACT TIME WHEN THE MATCH IS FINISHED (HOUR:MIN)
LAZUKIN Andrey Andreevich (RUS)	14:06

VFA	**5:0**	VICTORY BY FALL

LEGEND
No. Number

Individual Medallists

As of SAT 22 JUL 2017 at 18:44

Medal	Name	NOC
GOLD	KUS Kadir	TUR - Turkey
SILVER	KUZMENKOV Vitaliy	RUS - Russia
BRONZE	SARGSYAN Ararht	ARM - Armenia
BRONZE	SINKEVICIUS Mantas Kazimieras	LTU - Lithuania

Competition Sheet

As of FRI 21 JUL 2017 at 21:06

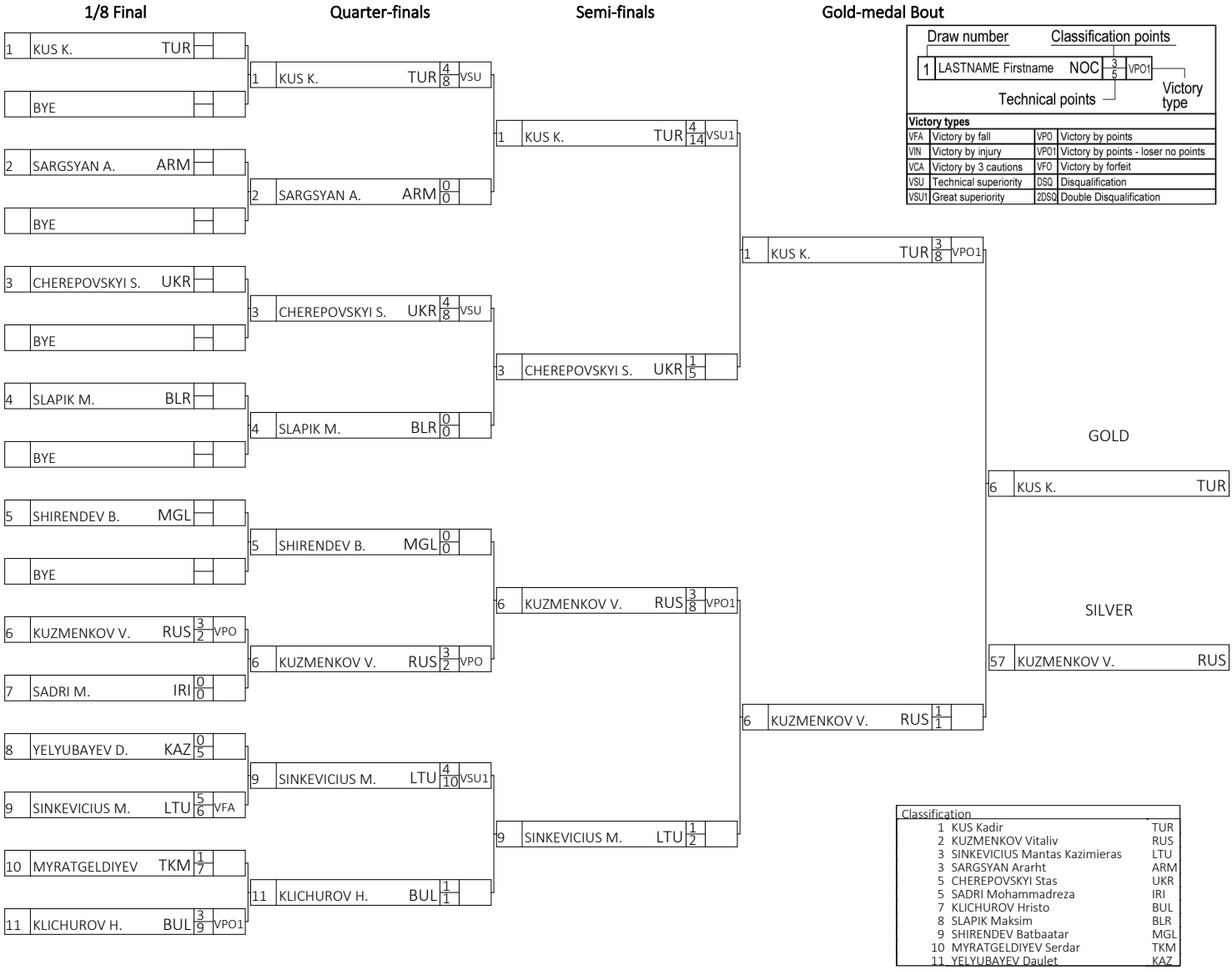

SAT 22 JUL 2017
Start time 17:50

Results

MATCH NUMBER 95 - MAT 2

Referee	No. 8
Judge	No. 17
Mat Chairman	No. 3

RED				BLUE		
NAME		NOC	No.	NAME	NOC	No.
KUS Kadir		**TUR**	**6**	**KUZMENKOV Vitaliy**	**RUS**	**57**
PERIOD	TECHNICAL POINTS	TOTAL		PERIOD	TECHNICAL POINTS	TOTAL
1st	1	**1**		1st		**0**
			BREAK			
2nd	1 2 2 2	**7**		2nd	1	**1**

8	**TECHNICAL POINTS - TOTAL RED**	**TECHNICAL POINTS - TOTAL BLUE**	**1**

CLASSIFICATION POINTS

3	**1**

WINNER	EXACT TIME WHEN THE MATCH IS FINISHED (HOUR:MIN)
KUS Kadir (TUR)	18:27

VPO1	**3:1**	VICTORY BY POINTS - WITH POINT(S) SCORED BY THE OPPONENT

LEGEND
No. Number

SAT 22 JUL 2017
Start time 17:40

Results

MATCH NUMBER 94 - MAT 2

Referee	No. 7
Judge	No. 8
Mat Chairman	No. 26

RED				BLUE		
NAME	NOC	No.		NAME	NOC	No.
SARGSYAN Ararht	**ARM**	**9**		**CHEREPOVSKYI Stas**	**UKR**	**10**

PERIOD	TECHNICAL POINTS	TOTAL		PERIOD	TECHNICAL POINTS	TOTAL
1st	2 2 1 2	**7**		1st	4 2 2	**8**
			BREAK			
2nd	2 2 1 2	**7**		2nd	1 2 2	**5**

14	**TECHNICAL POINTS - TOTAL RED**	**TECHNICAL POINTS - TOTAL BLUE**	**13**

CLASSIFICATION POINTS

3	**1**

WINNER	EXACT TIME WHEN THE MATCH IS FINISHED (HOUR:MIN)
SARGSYAN Ararht (ARM)	18:13

VPO1	**3:1**	VICTORY BY POINTS - WITH POINT(S) SCORED BY THE OPPONENT

LEGEND
No. Number

SAT 22 JUL 2017
Start time 17:20

Results

MATCH NUMBER 70 - MAT 1

Referee	No. 22
Judge	No. 15
Mat Chairman	No. 3

RED				BLUE		
NAME	NOC	No.		NAME	NOC	No.
SADRI Mohammadreza	**IRI**	**60**		**SINKEVICIUS Mantas Kazimieras**	**LTU**	**68**

PERIOD	TECHNICAL POINTS	TOTAL		PERIOD	TECHNICAL POINTS	TOTAL
1st		**0**		1st	1	**1**
			BREAK			
2nd	1	**1**		2nd	1 1	**2**

1	**TECHNICAL POINTS - TOTAL RED**	**TECHNICAL POINTS - TOTAL BLUE**	**3**

CLASSIFICATION POINTS

1	**3**

WINNER	EXACT TIME WHEN THE MATCH IS FINISHED (HOUR:MIN)
SINKEVICIUS Mantas Kazimieras (LTU)	18:31

VPO1	**3:1**	VICTORY BY POINTS - WITH POINT(S) SCORED BY THE OPPONENT

LEGEND
No. Number

SAT 22 JUL 2017
Start time 16:30

Results

MATCH NUMBER 65 - MAT 1

Referee	No. 7
Judge	No. 8
Mat Chairman	No. 1

RED				BLUE		
NAME	NOC	No.		NAME	NOC	No.
KUZMENKOV Vitaliy	**RUS**	**57**		**SINKEVICIUS Mantas Kazimieras**	**LTU**	**68**

PERIOD	TECHNICAL POINTS	TOTAL		PERIOD	TECHNICAL POINTS	TOTAL
1st	2	**2**		1st	2	**2**
			BREAK			
2nd	4 2	**6**		2nd		**0**

8	**TECHNICAL POINTS - TOTAL RED**	**TECHNICAL POINTS - TOTAL BLUE**	**2**

CLASSIFICATION POINTS

3	**1**

WINNER	EXACT TIME WHEN THE MATCH IS FINISHED (HOUR:MIN)
KUZMENKOV Vitaliy (RUS)	16:43

VPO1	**3:1**	VICTORY BY POINTS - WITH POINT(S) SCORED BY THE OPPONENT

LEGEND
No. Number

SAT 22 JUL 2017
Start time 15:20

Results

MATCH NUMBER 58 - MAT 1

Referee	No. 1
Judge	No. 9
Mat Chairman	No. 3

RED				BLUE		
NAME	NOC	No.		NAME	NOC	No.
SHIRENDEV Batbaatar	**MGL**	**27**		**KUZMENKOV Vitaliy**	**RUS**	**57**

PERIOD	TECHNICAL POINTS	TOTAL		PERIOD	TECHNICAL POINTS	TOTAL
1st		**0**		1st	1	**1**
			BREAK			
2nd		**0**		2nd	1	**1**

0	**TECHNICAL POINTS - TOTAL RED**	**TECHNICAL POINTS - TOTAL BLUE**	**2**

CLASSIFICATION POINTS

0	**3**

WINNER	EXACT TIME WHEN THE MATCH IS FINISHED (HOUR:MIN)
KUZMENKOV Vitaliy (RUS)	15:35

VPO	**3:0**	VICTORY BY POINTS - WITHOUT ANY POINT SCORED BY THE OPPONENT

LEGEND
No. Number

SAT 22 JUL 2017
Start time 14:30

Results

MATCH NUMBER 53 - MAT 1

Referee	No. 8
Judge	No. 12
Mat Chairman	No. 1

RED				BLUE		
NAME	NOC	No.		NAME	NOC	No.
KUZMENKOV Vitaliy	**RUS**	**57**		**SADRI Mohammadreza**	**IRI**	**60**

PERIOD	TECHNICAL POINTS	TOTAL		PERIOD	TECHNICAL POINTS	TOTAL
1st	1 1	**2**		1st		**0**
			BREAK			
2nd		**0**		2nd		**0**

2	**TECHNICAL POINTS - TOTAL RED**	**TECHNICAL POINTS - TOTAL BLUE**	**0**

CLASSIFICATION POINTS

3	**0**

WINNER	EXACT TIME WHEN THE MATCH IS FINISHED (HOUR:MIN)
KUZMENKOV Vitaliy (RUS)	14:45

VPO	**3:0**	VICTORY BY POINTS - WITHOUT ANY POINT SCORED BY THE OPPONENT

LEGEND
No. Number

Individual Medallists

As of FRI 21 JUL 2017 at 20:25

Medal	Name	NOC
GOLD	SHIRAZDANOV Eduard	RUS - Russia
SILVER	RABIEZADEH Abouzar	IRI - Iran
BRONZE	KACUR Ahmet Talha	TUR - Turkey
BRONZE	NIKOGHOSYAN Narek	ARM - Armenia

Competition Sheet

As of THU 20 JUL 2017 at 17:48

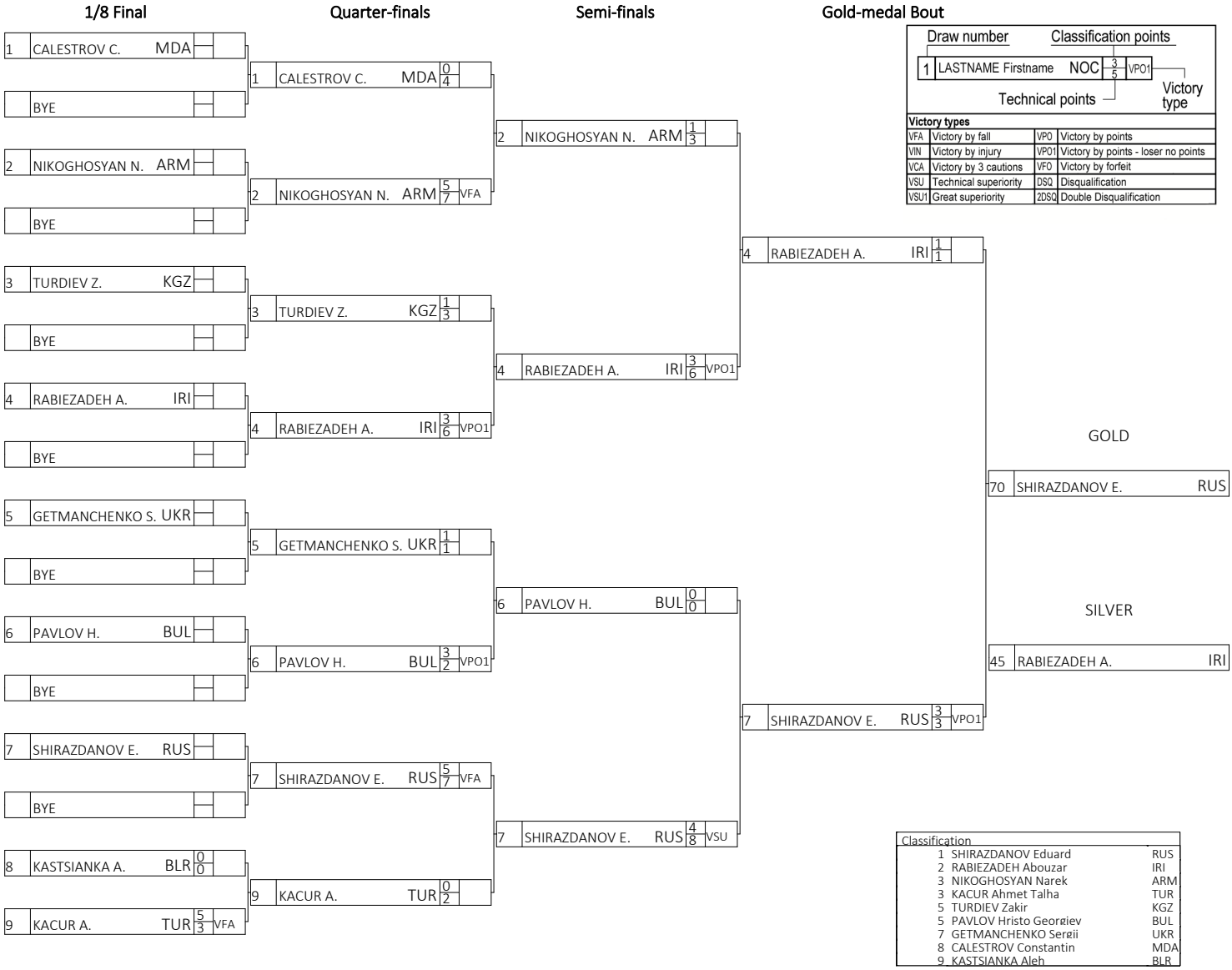

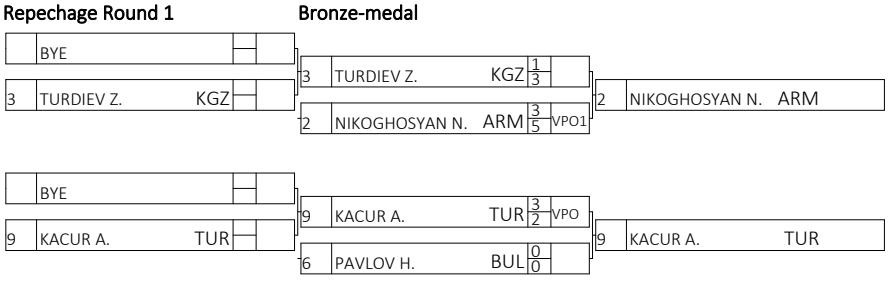

FRI 21 JUL 2017
Start time 18:00

Results

MATCH NUMBER 25 - MAT 1

Referee	No. 4
Judge	No. 21
Mat Chairman	No. 1

RED				BLUE		
NAME	NOC	No.		NAME	NOC	No.
RABIEZADEH Abouzar	**IRI**	**45**		**SHIRAZDANOV Eduard**	**RUS**	**70**

PERIOD	TECHNICAL POINTS	TOTAL		PERIOD	TECHNICAL POINTS	TOTAL
1st		**0**		1st	2	**2**
			BREAK			
2nd	1	**1**		2nd	1	**1**

1	**TECHNICAL POINTS - TOTAL RED**	**TECHNICAL POINTS - TOTAL BLUE**	**3**

CLASSIFICATION POINTS

1	**3**

WINNER	EXACT TIME WHEN THE MATCH IS FINISHED (HOUR:MIN)
SHIRAZDANOV Eduard (RUS)	21:46

VPO1	**3:1**	VICTORY BY POINTS - WITH POINT(S) SCORED BY THE OPPONENT

LEGEND
No. Number

FRI 21 JUL 2017
Start time 16:30

Results

MATCH NUMBER 16 - MAT 1

Referee	No. 7
Judge	No. 13
Mat Chairman	No. 5

RED				BLUE		
NAME	NOC	No.		NAME	NOC	No.
PAVLOV Hristo Georgiev	**BUL**	**60**		**SHIRAZDANOV Eduard**	**RUS**	**70**

PERIOD	TECHNICAL POINTS	TOTAL		PERIOD	TECHNICAL POINTS	TOTAL
1st		**0**		1st	2 2 4	**8**
			BREAK			
2nd		**0**		2nd		**0**

0	**TECHNICAL POINTS - TOTAL RED**	**TECHNICAL POINTS - TOTAL BLUE**	**8**

CLASSIFICATION POINTS

0	**4**

WINNER	EXACT TIME WHEN THE MATCH IS FINISHED (HOUR:MIN)
SHIRAZDANOV Eduard (RUS)	16:26

VSU	**4:0**	VICTORY BY TECHNICAL SUPERIORITY - WITHOUT ANY POINT SCORED BY THE OPPONENT

LEGEND
No. Number

FRI 21 JUL 2017
Start time 15:30

Results

MATCH NUMBER 10 - MAT 1

Referee	No. 8
Judge	No. 24
Mat Chairman	No. 3

RED				BLUE		
NAME	NOC	No.		NAME	NOC	No.
SHIRAZDANOV Eduard	**RUS**	**70**		**KACUR Ahmet Talha**	**TUR**	**89**

PERIOD	TECHNICAL POINTS	TOTAL		PERIOD	TECHNICAL POINTS	TOTAL
1st	1 1	**2**		1st	1	**1**
			BREAK			
2nd	1 4	**5**		2nd	1	**1**

7	**TECHNICAL POINTS - TOTAL RED**	**TECHNICAL POINTS - TOTAL BLUE**	**2**

CLASSIFICATION POINTS

5	**0**

WINNER	EXACT TIME WHEN THE MATCH IS FINISHED (HOUR:MIN)
SHIRAZDANOV Eduard (RUS)	15:43

VFA	**5:0**	VICTORY BY FALL

LEGEND
No. Number

Individual Medallists

As of SAT 22 JUL 2017 at 19:51

Medal	Name	NOC
GOLD	TREGUBOV David	RUS - Russia
SILVER	IASHCHENKO Roman	UKR - Ukraine
BRONZE	AIDARBEKOV Gabit	KGZ - Kyrgyzstan
BRONZE	DARYANI Rasoul	IRI - Iran

Competition Sheet

As of FRI 21 JUL 2017 at 21:07

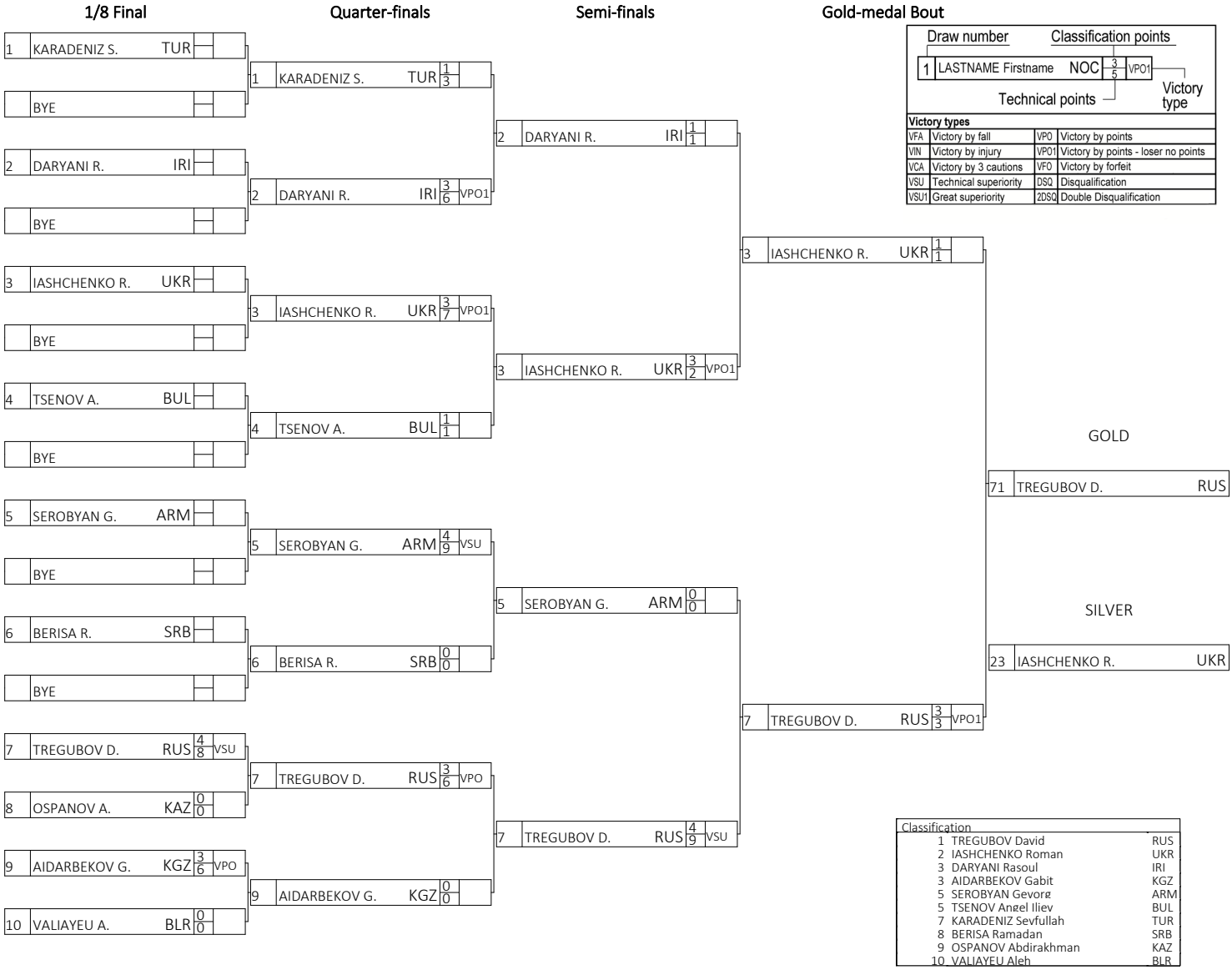

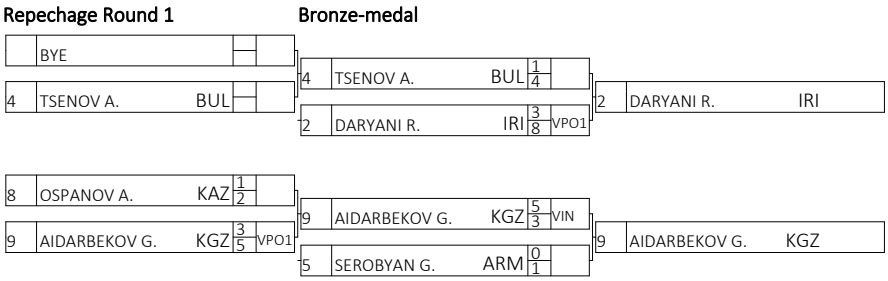

SAT 22 JUL 2017
Start time 18:10

Results

MATCH NUMBER 97 - MAT 2

Referee	No.
Judge	No.
Mat Chairman	No.

RED				BLUE		
NAME	NOC	No.		NAME	NOC	No.
IASHCHENKO Roman	**UKR**	**23**		**TREGUBOV David**	**RUS**	**71**

PERIOD	TECHNICAL POINTS	TOTAL		PERIOD	TECHNICAL POINTS	TOTAL
1st		**0**		1st	1 2	**3**
			BREAK			
2nd	1	**1**		2nd		**0**

1	**TECHNICAL POINTS - TOTAL RED**	**TECHNICAL POINTS - TOTAL BLUE**	**3**

CLASSIFICATION POINTS

1	**3**

WINNER	EXACT TIME WHEN THE MATCH IS FINISHED (HOUR:MIN)
TREGUBOV David (RUS)	19:28

VPO1	**3:1**	VICTORY BY POINTS - WITH POINT(S) SCORED BY THE OPPONENT

LEGEND
No. Number

SAT 22 JUL 2017
Start time 18:00

Results

MATCH NUMBER 96 - MAT 2

Referee	No. 8
Judge	No. 17
Mat Chairman	No. 1

RED				BLUE		
NAME	NOC	No.		NAME	NOC	No.
TSENOV Angel Iliev	**BUL**	**30**		**DARYANI Rasoul**	**IRI**	**9**

PERIOD	TECHNICAL POINTS	TOTAL		PERIOD	TECHNICAL POINTS	TOTAL
1st	4	**4**		1st	2	**2**
			BREAK			
2nd		**0**		2nd	1 4 1	**6**

4	**TECHNICAL POINTS - TOTAL RED**	**TECHNICAL POINTS - TOTAL BLUE**	**8**

CLASSIFICATION POINTS

1	**3**

WINNER	EXACT TIME WHEN THE MATCH IS FINISHED (HOUR:MIN)
DARYANI Rasoul (IRI)	19:10

VPO1	**3:1**	VICTORY BY POINTS - WITH POINT(S) SCORED BY THE OPPONENT

LEGEND
No. Number

SAT 22 JUL 2017
Start time 17:30

Results

MATCH NUMBER 71 - MAT 1

Referee	No.
Judge	No.
Mat Chairman	No.

RED				BLUE		
NAME	NOC	No.		NAME	NOC	No.
AIDARBEKOV Gabit	**KGZ**	**80**		**SEROBYAN Gevorg**	**ARM**	**56**

PERIOD	TECHNICAL POINTS	TOTAL		PERIOD	TECHNICAL POINTS	TOTAL
1st	1	**1**		1st	1	**1**
			BREAK			
2nd	1 1	**2**		2nd		**0**

3	**TECHNICAL POINTS - TOTAL RED**	**TECHNICAL POINTS - TOTAL BLUE**	**1**

CLASSIFICATION POINTS

5	**0**

WINNER	EXACT TIME WHEN THE MATCH IS FINISHED (HOUR:MIN)
AIDARBEKOV Gabit (KGZ)	19:27

VIN	**5:0**	VICTORY BY INJURY - IF AN ATHLETE IS INJURED BEFORE OR DURING A BOUT

LEGEND
No. Number

SAT 22 JUL 2017
Start time 16:40

Results

MATCH NUMBER 82 - MAT 2

Referee	No. 19
Judge	No. 23
Mat Chairman	No. 2

RED				BLUE		
NAME	NOC	No.		NAME	NOC	No.
SEROBYAN Gevorg	**ARM**	**56**		**TREGUBOV David**	**RUS**	**71**

PERIOD	TECHNICAL POINTS	TOTAL		PERIOD	TECHNICAL POINTS	TOTAL
1st		**0**		1st	1 2 2 2 2	**9**
			BREAK			
2nd		**0**		2nd		**0**

0	**TECHNICAL POINTS - TOTAL RED**	**TECHNICAL POINTS - TOTAL BLUE**	**9**

CLASSIFICATION POINTS

0	**4**

WINNER	EXACT TIME WHEN THE MATCH IS FINISHED (HOUR:MIN)
TREGUBOV David (RUS)	16:02

VSU	**4:0**	VICTORY BY TECHNICAL SUPERIORITY - WITHOUT ANY POINT SCORED BY THE OPPONENT

LEGEND
No. Number

SAT 22 JUL 2017
Start time 16:20

Results

MATCH NUMBER 80 - MAT 2

Referee	No. 17
Judge	No. 19
Mat Chairman	No. 4

RED				BLUE		
NAME	NOC	No.		NAME	NOC	No.
TREGUBOV David	**RUS**	**71**		**AIDARBEKOV Gabit**	**KGZ**	**80**

PERIOD	TECHNICAL POINTS	TOTAL		PERIOD	TECHNICAL POINTS	TOTAL
1st	1	**1**		1st		**0**
			BREAK			
2nd	1 4	**5**		2nd		**0**

6	**TECHNICAL POINTS - TOTAL RED**	**TECHNICAL POINTS - TOTAL BLUE**	**0**

CLASSIFICATION POINTS

3	**0**

WINNER	EXACT TIME WHEN THE MATCH IS FINISHED (HOUR:MIN)
TREGUBOV David (RUS)	15:41

VPO	**3:0**	VICTORY BY POINTS - WITHOUT ANY POINT SCORED BY THE OPPONENT

LEGEND
No. Number

SAT 22 JUL 2017
Start time 14:20

Results

MATCH NUMBER 68 - MAT 2

Referee	No. 20
Judge	No. 21
Mat Chairman	No. 6

RED				BLUE		
NAME	NOC	No.		NAME	NOC	No.
TREGUBOV David	**RUS**	**71**		**OSPANOV Abdirakhman**	**KAZ**	**78**

PERIOD	TECHNICAL POINTS	TOTAL		PERIOD	TECHNICAL POINTS	TOTAL
1st	2 2 2 2	**8**		1st		**0**
			BREAK			
2nd		**0**		2nd		**0**

8	**TECHNICAL POINTS - TOTAL RED**	**TECHNICAL POINTS - TOTAL BLUE**	**0**

CLASSIFICATION POINTS

4	**0**

WINNER	EXACT TIME WHEN THE MATCH IS FINISHED (HOUR:MIN)
TREGUBOV David (RUS)	14:06

VSU	**4:0**	VICTORY BY TECHNICAL SUPERIORITY - WITHOUT ANY POINT SCORED BY THE OPPONENT

LEGEND
No. Number

Individual Medallists

As of FRI 21 JUL 2017 at 18:54

Medal	Name	NOC
GOLD	CITAK Ilhan	TUR - Turkey
SILVER	TARASOV Vladislav	RUS - Russia
BRONZE	ANTYPENKO Viktor	UKR - Ukraine
BRONZE	SABERI Akbar	IRI - Iran

Competition Sheet

As of THU 20 JUL 2017 at 17:49

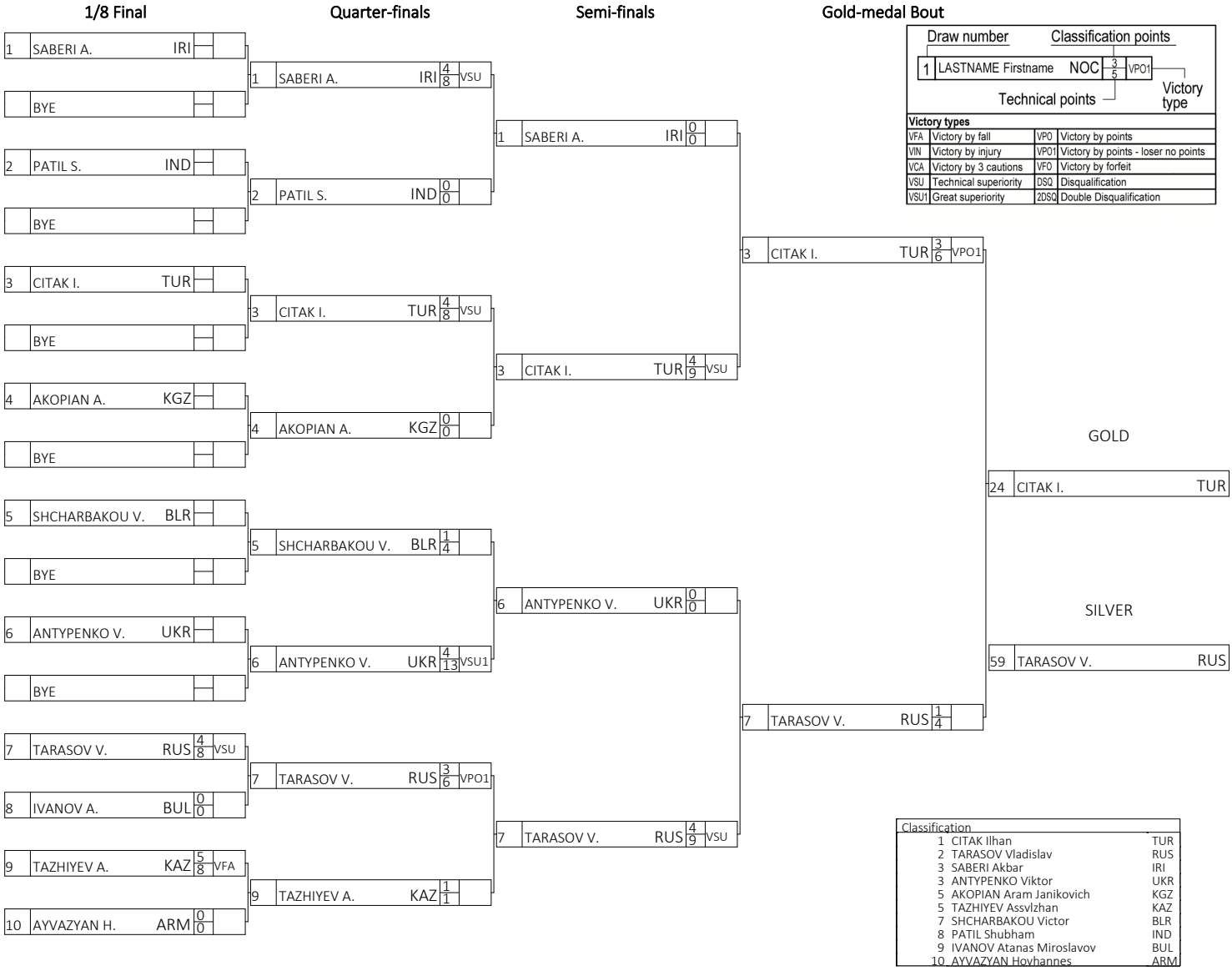

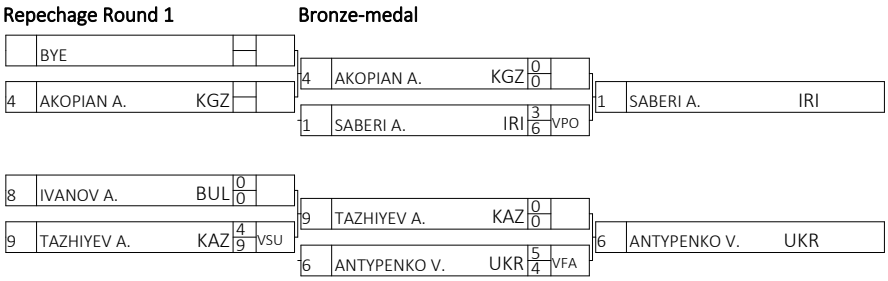

FRI 21 JUL 2017
Start time 17:30

Results

MATCH NUMBER 45 - MAT 2

Referee	No. 17
Judge	No. 8
Mat Chairman	No. 3

RED				BLUE		
NAME	NOC	No.		NAME	NOC	No.
CITAK Ilhan	**TUR**	**24**		**TARASOV Vladislav**	**RUS**	**59**

PERIOD	TECHNICAL POINTS	TOTAL		PERIOD	TECHNICAL POINTS	TOTAL
1st		**0**		1st	2 2	**4**
			BREAK			
2nd	1 1 1 2 1	**6**		2nd		**0**

6	**TECHNICAL POINTS - TOTAL RED**	**TECHNICAL POINTS - TOTAL BLUE**	**4**

CLASSIFICATION POINTS

3	**1**

WINNER	EXACT TIME WHEN THE MATCH IS FINISHED (HOUR:MIN)
CITAK Ilhan (TUR)	18:31

VPO1	**3:1**	VICTORY BY POINTS - WITH POINT(S) SCORED BY THE OPPONENT

LEGEND
No. Number

FRI 21 JUL 2017
Start time 17:20

Results

MATCH NUMBER 44 - MAT 2

Referee	No. 22
Judge	No. 15
Mat Chairman	No. 6

RED				BLUE		
NAME	NOC	No.		NAME	NOC	No.
AKOPIAN Aram Janikovich	**KGZ**	**30**		**SABERI Akbar**	**IRI**	**2**

PERIOD	TECHNICAL POINTS	TOTAL		PERIOD	TECHNICAL POINTS	TOTAL
1st		**0**		1st	1	**1**
			BREAK			
2nd		**0**		2nd	1 2 2	**5**

0	**TECHNICAL POINTS - TOTAL RED**	**TECHNICAL POINTS - TOTAL BLUE**	**6**

CLASSIFICATION POINTS

0	**3**

WINNER	EXACT TIME WHEN THE MATCH IS FINISHED (HOUR:MIN)
SABERI Akbar (IRI)	18:18

VPO	**3:0**	VICTORY BY POINTS - WITHOUT ANY POINT SCORED BY THE OPPONENT

LEGEND
No. Number

FRI 21 JUL 2017
Start time 17:20

Results

MATCH NUMBER 21 - MAT 1

Referee	No. 11
Judge	No. 10
Mat Chairman	No. 1

RED				BLUE		
NAME	NOC	No.		NAME	NOC	No.
TAZHIYEV Assylzhan	**KAZ**	**81**		**ANTYPENKO Viktor**	**UKR**	**49**

PERIOD	TECHNICAL POINTS	TOTAL		PERIOD	TECHNICAL POINTS	TOTAL
1st		**0**		1st	4	**4**
			BREAK			
2nd		**0**		2nd		**0**

0	**TECHNICAL POINTS - TOTAL RED**	**TECHNICAL POINTS - TOTAL BLUE**	**4**

CLASSIFICATION POINTS

0	**5**

WINNER	EXACT TIME WHEN THE MATCH IS FINISHED (HOUR:MIN)
ANTYPENKO Viktor (UKR)	18:33

VFA	**5:0**	VICTORY BY FALL

LEGEND
No. Number

FRI 21 JUL 2017
Start time 16:10

Results

MATCH NUMBER 32 - MAT 2

Referee	No. 23
Judge	No. 19
Mat Chairman	No. 4

RED				BLUE		
NAME	NOC	No.		NAME	NOC	No.
ANTYPENKO Viktor	**UKR**	**49**		**TARASOV Vladislav**	**RUS**	**59**

PERIOD	TECHNICAL POINTS	TOTAL		PERIOD	TECHNICAL POINTS	TOTAL
1st		**0**		1st	2 2	**4**
			BREAK			
2nd		**0**		2nd	1 2 1 1	**5**

0	**TECHNICAL POINTS - TOTAL RED**	**TECHNICAL POINTS - TOTAL BLUE**	**9**

CLASSIFICATION POINTS

0	**4**

WINNER	EXACT TIME WHEN THE MATCH IS FINISHED (HOUR:MIN)
TARASOV Vladislav (RUS)	14:27

VSU	**4:0**	VICTORY BY TECHNICAL SUPERIORITY - WITHOUT ANY POINT SCORED BY THE OPPONENT

LEGEND
No. Number

FRI 21 JUL 2017
Start time 15:10

Results

MATCH NUMBER 26 - MAT 2

Referee	No. 22
Judge	No. 23
Mat Chairman	No. 4

RED				BLUE		
NAME	NOC	No.		NAME	NOC	No.
TARASOV Vladislav	**RUS**	**59**		**TAZHIYEV Assylzhan**	**KAZ**	**81**

PERIOD	TECHNICAL POINTS	TOTAL		PERIOD	TECHNICAL POINTS	TOTAL
1st	4 2	**6**		1st		**0**
			BREAK			
2nd		**0**		2nd	1	**1**

6	**TECHNICAL POINTS - TOTAL RED**	**TECHNICAL POINTS - TOTAL BLUE**	**1**

CLASSIFICATION POINTS

3	**1**

WINNER	EXACT TIME WHEN THE MATCH IS FINISHED (HOUR:MIN)
TARASOV Vladislav (RUS)	13:49

VPO1	**3:1**	VICTORY BY POINTS - WITH POINT(S) SCORED BY THE OPPONENT

LEGEND
No. Number

FRI 21 JUL 2017
Start time 14:00

Results

MATCH NUMBER 19 - MAT 2

Referee	No. 19
Judge	No. 17
Mat Chairman	No. 2

RED				BLUE		
NAME	NOC	No.		NAME	NOC	No.
TARASOV Vladislav	**RUS**	**59**		**IVANOV Atanas Miroslavov**	**BUL**	**80**

PERIOD	TECHNICAL POINTS	TOTAL		PERIOD	TECHNICAL POINTS	TOTAL
1st	2 2 2 2	**8**		1st		**0**
			BREAK			
2nd		**0**		2nd		**0**

8	**TECHNICAL POINTS - TOTAL RED**	**TECHNICAL POINTS - TOTAL BLUE**	**0**

CLASSIFICATION POINTS

4	**0**

WINNER	EXACT TIME WHEN THE MATCH IS FINISHED (HOUR:MIN)
TARASOV Vladislav (RUS)	13:06

VSU	**4:0**	VICTORY BY TECHNICAL SUPERIORITY - WITHOUT ANY POINT SCORED BY THE OPPONENT

LEGEND
No. Number

Individual Medallists

As of SAT 22 JUL 2017 at 18:08

Medal	Name	NOC
GOLD	PAPADATOS Alexandros	GRE - Greece
SILVER	ZHELTUKHIN Evgeny	RUS - Russia
BRONZE	BIABANI Hashem	IRI - Iran
BRONZE	SHONKU Khairatkhaan	KAZ - Kazakhstan

Competition Sheet

As of FRI 21 JUL 2017 at 21:09

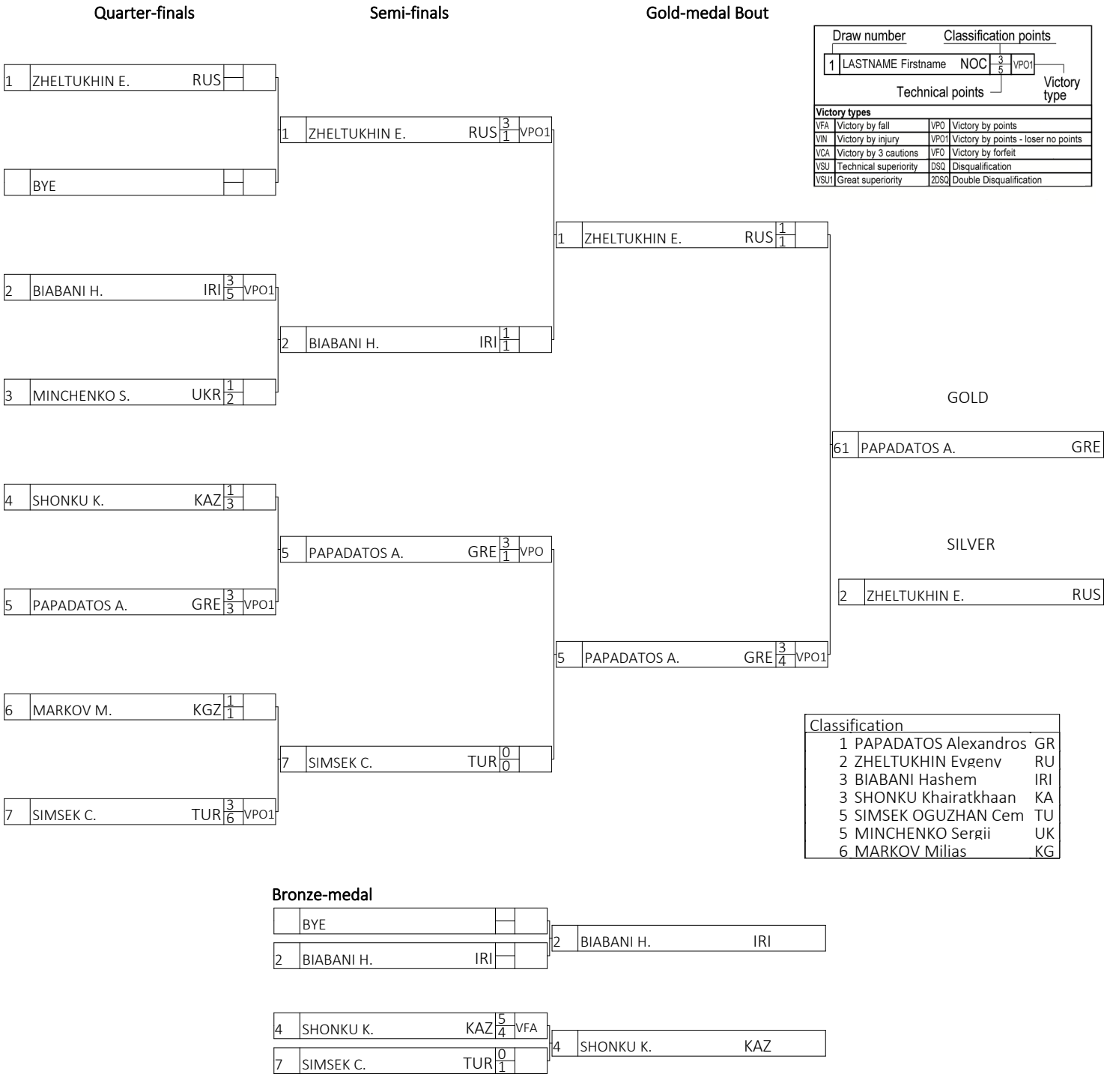

Bronze-medal

SAT 22 JUL 2017
Start time 17:10

Results

MATCH NUMBER 91 - MAT 2

Referee	No. 20
Judge	No. 8
Mat Chairman	No. 2

RED				BLUE		
NAME	NOC	No.		NAME	NOC	No.
ZHELTUKHIN Evgeny	**RUS**	**2**		**PAPADATOS Alexandros**	**GRE**	**61**

PERIOD	TECHNICAL POINTS	TOTAL		PERIOD	TECHNICAL POINTS	TOTAL
1st		**0**		1st	1	**1**
			BREAK			
2nd	1	**1**		2nd	1 2	**3**

1	**TECHNICAL POINTS - TOTAL RED**	**TECHNICAL POINTS - TOTAL BLUE**	**4**

CLASSIFICATION POINTS

1	**3**

WINNER	EXACT TIME WHEN THE MATCH IS FINISHED (HOUR:MIN)
PAPADATOS Alexandros (GRE)	17:44

VPO1	**3:1**	VICTORY BY POINTS - WITH POINT(S) SCORED BY THE OPPONENT

LEGEND
No. Number

SAT 22 JUL 2017
Start time 17:00

Results

MATCH NUMBER 68 - MAT 1

Referee	No. 8
Judge	No. 18
Mat Chairman	No. 2

RED				BLUE		
NAME	NOC	No.		NAME	NOC	No.
SHONKU Khairatkhaan	**KAZ**	**55**		**SIMSEK OGUZHAN Cemil**	**TUR**	**90**

PERIOD	TECHNICAL POINTS	TOTAL		PERIOD	TECHNICAL POINTS	TOTAL
1st	4	**4**		1st	1	**1**
			BREAK			
2nd		**0**		2nd		**0**

4	**TECHNICAL POINTS - TOTAL RED**	**TECHNICAL POINTS - TOTAL BLUE**	**1**

CLASSIFICATION POINTS

5	**0**

WINNER	EXACT TIME WHEN THE MATCH IS FINISHED (HOUR:MIN)
SHONKU Khairatkhaan (KAZ)	17:53

VFA	**5:0**	VICTORY BY FALL

LEGEND
No. Number

SAT 22 JUL 2017
Start time 15:40

Results

MATCH NUMBER 60 - MAT 1

Referee	No. 11
Judge	No. 8
Mat Chairman	No. 1

RED				BLUE		
NAME	NOC	No.		NAME	NOC	No.
ZHELTUKHIN Evgeny	**RUS**	**2**		**BIABANI Hashem**	**IRI**	**13**

PERIOD	TECHNICAL POINTS	TOTAL		PERIOD	TECHNICAL POINTS	TOTAL
1st		**0**		1st	1	**1**
			BREAK			
2nd	1	**1**		2nd		**0**

1	**TECHNICAL POINTS - TOTAL RED**	**TECHNICAL POINTS - TOTAL BLUE**	**1**

CLASSIFICATION POINTS

3	**1**

WINNER	EXACT TIME WHEN THE MATCH IS FINISHED (HOUR:MIN)
ZHELTUKHIN Evgeny (RUS)	15:49

VPO1	**3:1**	VICTORY BY POINTS - WITH POINT(S) SCORED BY THE OPPONENT

LEGEND
No. Number

Medallists by Event

As of SAT 29 JUL 2017 at 08:43

After 12 of 12 events

Event Name	Date	Medal	Name	NOC Code
Women All Events		GOLD	KIM Jieun	KOR
		SILVER	PARK Sunok	KOR
		BRONZE	LOTINA Olga Valeryevna	RUS
Women Master	SAT 29 JUL 20	GOLD	YOKOYAMA Adelia Naomi	SIN
		SILVER	KIM Jieun	KOR
		BRONZE	JANOSCOVA Katerina	CZE
		BRONZE	QUEK Hwee Kimberly	SIN
Women Singles	FRI 21 JUL 201	GOLD	PARK Sunok	KOR
		SILVER	KIM Jieun	KOR
		BRONZE	CHOI Seonkyeong	KOR
		BRONZE	KIM Taisoon	KOR
Men All Events		GOLD	AN Seongjo	KOR
		SILVER	SEO Youngchun	KOR
		BRONZE	GRIGORYEV Vladimir	RUS
Men Master	SAT 29 JUL 20	GOLD	SEO Youngchun	KOR
		SILVER	AN Seongjo	KOR
Men Singles	THU 20 JUL 20	GOLD	CHANG Li-Hsiao	TPE
		SILVER	GRIGORYEV Vladimir	RUS
		BRONZE	SACCHI Davide	ITA
		BRONZE	YEO Youngwook	KOR
Women Doubles	SUN 23 JUL 20	GOLD	KORABLINOVA Nadezda Georgievna LOTINA Olga Valeryevna	RUS RUS
		SILVER	KIM Jieun KIM Taisoon	KOR KOR
		BRONZE	LEE Chanmi PARK Sunok	KOR KOR
		BRONZE	HSUEH Hsiu-Chen LIN Ya-Chin	TPE TPE

Medallists by Event

As of SAT 29 JUL 2017 at 08:43

After 12 of 12 events

Event Name	Date	Medal	Name	NOC Code
Women Team of Five	FRI 28 JUL 201	GOLD	CHANG Yao-Chien CHEN I-Miao HSUEH Hsiu-Chen HUANG Shu-Min LIN Ya-Chin WANG Yu-Chin	TPE TPE TPE TPE TPE TPE
		SILVER	CHO Sanghee CHOI Seonkyeong KIM Jieun KIM Taisoon LEE Chanmi PARK Sunok	KOR KOR KOR KOR KOR KOR
		BRONZE	KORABLINOVA Nadezda Georgievna LOTINA Olga Valeryevna MAKAROVA Daria Andreevna MAKAROVA Marina Viktorovna PARITS Dina Viktorovna ZHURAVLEVA Svetlana Dmitrievna	RUS RUS RUS RUS RUS RUS
		BRONZE	BOLTOVNINA Olena DIACHENKO Alla KOVALCHUK Kateryna TRUBINA Lyudmyla VELYCHKO Daryna	UKR UKR UKR UKR UKR
Women Trios	TUE 25 JUL 20	GOLD	DIACHENKO Alla KOVALCHUK Kateryna VELYCHKO Daryna	UKR UKR UKR
		SILVER	CHO Sanghee KIM Taisoon LEE Chanmi	KOR KOR KOR
		BRONZE	CHOI Seonkyeong KIM Jieun PARK Sunok	KOR KOR KOR
		BRONZE	KORABLINOVA Nadezda Georgievna LOTINA Olga Valeryevna PARITS Dina Viktorovna	RUS RUS RUS
Men Doubles	SAT 22 JUL 20	GOLD	AN Seongjo SEO Youngchun	KOR KOR
		SILVER	KLOTZ Sebastian SCHWARZ Andreas	GER GER
		BRONZE	KIM Younho SON Jeongyong	KOR KOR
		BRONZE	AKOPYAN Arsen Arturovich DROZHBIN Alexey V.	RUS RUS

Medallists by Event

As of SAT 29 JUL 2017 at 08:43

After 12 of 12 events

Event Name	Date	Medal	Name	NOC Code
Men Team of Five	THU 27 JUL 20	GOLD	DUDA Daniel	GER
			FENSELAU Thomas	GER
			KLOTZ Sebastian	GER
			LINDEMANN Kevin Jean	GER
			SCHULZ Rene	GER
			SCHWARZ Andreas	GER
		SILVER	DANYLIUK Vadym	UKR
			DIDORENKO Nazar	UKR
			IALOVEGA Vladyslav	UKR
			MAIER Rostyslav	UKR
			SHCHERBAKOV Dmytro	UKR
			TRUBIN Sergiy	UKR
		BRONZE	AN Seongjo	KOR
			KIM Jisu	KOR
			KIM Younho	KOR
			SEO Youngchun	KOR
			SON Jeongyong	KOR
			YEO Youngwook	KOR
		BRONZE	AKOPYAN Arsen Arturovich	RUS
			DROZHBIN Alexey V.	RUS
			GRIGORYEV Vladimir	RUS
			KHOMUDYAROV Maxim	RUS
			KUZNETSOV Dmitry Lyvovich	RUS
			SAVCHENKO Alexey	RUS
Men Trios	MON 24 JUL 20	GOLD	AN Seongjo	KOR
			KIM Jisu	KOR
			SEO Youngchun	KOR
		SILVER	DANYLIUK Vadym	UKR
			IALOVEGA Vladyslav	UKR
			MAIER Rostyslav	UKR
		BRONZE	BARTOUT Ludovic	FRA
			BOULLE Didier	FRA
			DELSOL Frederic	FRA
		BRONZE	GRIGORYEV Vladimir	RUS
			KHOMUDYAROV Maxim	RUS
			KUZNETSOV Dmitry Lyvovich	RUS

Entry List by Event

NOC	Name	Date of Birth
ARG - Argentina	LOPEZ Daniel Amado	6 APR 1958
	LOPEZ MACCIO Juan Daniel	14 MAY 1985
AUS - Australia	HAYWARD David	27 SEP 1964
CAN - Canada	HALAS George Brian	15 JAN 1966
	HALAS Paul Nicholas	4 OCT 1963
DEN - Denmark	JORGENSEN Peter	10 JUL 1979
ESP - Spain	BONACASA FERNANDEZ Julian	22 JUL 1963
FIN - Finland	EKSTROM Alf	23 OCT 1954
	LOPPINEN Markku	6 JUL 1961
FRA - France	BARTOUT Ludovic	20 MAY 1987
	BOULLE Didier	11 OCT 1966
	DELSOL Frederic	11 MAY 1992
GEO - Georgia	ABASOV Farkhad	20 AUG 1982
	IANSHIN Vladimir Vova	29 MAR 1988
	KURTANUDZE Nika	16 DEC 1999
	TERTERASHVILI Giorgi	8 AUG 1997
	TERTERASHVILI Mikhail	15 JAN 1999
GER - Germany	DUDA Daniel	4 SEP 1982
	KLOTZ Sebastian	24 OCT 1983
	LINDEMANN Kevin Jean	12 FEB 1990
	SCHULZ Rene	30 NOV 1988
	SCHWARZ Andreas	30 SEP 1975
	WILDENHAYN Simon	19 DEC 1983
	FENSELAU Thomas	
GHA - Ghana	AGYEMANG Isaac Kwabena	28 JUN 1977
	AMOAKWA Titus Nana Yaw	19 DEC 1987
	DONKOR Yaw Konadu	31 OCT 1973
	LARBI Richmond	14 DEC 1985
	LARTEY Gabriel	
GRE - Greece	ILIAKIS Ioannis	6 NOV 1962
	IOAKEIMIDIS Dimitrios	8 FEB 1967
	KATSAGANIS Konstantinos	10 FEB 1970
	PONIROS Konstantinos	26 JUN 1964
	TARLAS Sotirios	25 OCT 1977
	TSOLKANAKIS Christos	15 AUG 1964
HKG - Hong Kong	CHAN Yue Tak	22 JUN 1966
	NG Lap Hong	8 JAN 1973
	TANG Siu Chung	7 JUN 1981

Entry List by Event

NOC	Name	Date of Birth
	YIM Hoi Kit	17 MAY 1960
	YU Miu Shan	28 NOV 1968
IRI - Iran	ABEDIN Mohammad	9 JAN 1988
ITA - Italy	GIACUBBO Domenico	11 DEC 1960
	MOTTARAN Marco	29 JUN 1976
	PANELLI Giuseppe	26 JAN 1957
	SACCHI Davide	21 APR 1966
	TROVATO Sergio	8 JUN 1958
KOR - Korea	AN Seongjo	11 FEB 1989
	KIM Jisu	22 DEC 1996
	KIM Younho	21 AUG 1971
	SEO Youngchun	21 JAN 1972
	SON Jeongyong	7 MAY 1969
	YEO Youngwook	17 SEP 1968
KSA - Saudi Arabia	ALHMOOD Saad Abdulaziz	12 OCT 1971
	ALMALKI Abdullah Ahmad	13 MAR 1976
	ALROMAIH Abdullah	5 APR 1988
	ALROMAIH Fahad Mohammed	11 SEP 1979
	ORAIF Bassam	16 AUG 1999
	ORAIF Mohmmad Adel	26 FEB 1974
KUW - Kuwait	ALAZEMI Eid	21 JUL 1967
	ALHENDAL Ali	5 DEC 1997
	ALI Abdulaziz	17 DEC 1964
	ALQATTAN Nasser	28 MAY 1992
	JARAGH Abdulnaser	21 DEC 1987
	RAJAB Shaker	2 MAY 1982
LAT - Latvia	BEISONS Guntars	19 FEB 1962
	DUKURS Maris	8 AUG 1983
	LAGUNOVS Vladimirs	17 OCT 1956
	VOROBJOVS Sergejs	6 NOV 1979
MAS - Malaysia	AWANG Mohd Zaidi	26 JAN 1972
	HO Choon Seong	6 AUG 1969
	MOHAMAD Mohd Firdaus	2 SEP 1982
NOR - Norway	BOYSEN Rolf Johan	11 JAN 1943
	HAFSTAD Dag	13 AUG 1952
PAK - Pakistan	MUSTAFA Ghulam	13 OCT 1989
POL - Poland	GNYSKA Piotr	27 MAR 1972
	GRZEGORZ Szczesny	4 JUL 1979

Entry List by Event

NOC	Name	Date of Birth
	PICK Michal	8 MAR 1998
	PICK Tomaiz	9 SEP 1970
	SZYMCZAK Pawel Grzegorz	19 MAR 1970
	ZAREK Tomasz Adam	2 OCT 1981
RUS - Russia	AKOPYAN Arsen Arturovich	11 DEC 1986
	DROZHBIN Alexey V.	29 MAR 1979
	GRIGORYEV Vladimir	16 MAR 1987
	KHOMUDYAROV Maxim	9 JUL 1987
	KUZNETSOV Dmitry Lyvovich	13 JUN 1974
	SAVCHENKO Alexey	4 AUG 1990
SIN - Singapore	CHONG Kar Keong Vincent	12 JAN 1968
	LIM Teck Kee	4 FEB 1957
	TOH Guanghui	3 DEC 1981
SUI - Switzerland	MADER Robert	30 MAR 1957
	SCHELLENBERG Reto	27 MAR 1973
SWE - Sweden	DRAPSA Szczepan	18 AUG 1949
	ELOFSSON Anton Carl Bertil	18 AUG 1992
	FLINK Fredric Tesfaye	17 APR 1972
	HJALMARSSON Pierre	21 JAN 1967
	NORDELL Anders	30 JUN 1944
	PERSSON Ove Ake	1 SEP 1970
THA - Thailand	ARTHAVUKTI Kan	20 MAR 1976
	KANCHANAGAMA Boriraja	30 JUL 1968
	TANAPAT Sitipon	7 OCT 1985
TPE - Chinese Taipei	CHANG Li-Hsiao	26 DEC 1963
	CHEN Chien-Hao	1 OCT 1990
	CHIU Ching-Ling	3 JUL 1968
	HSIEH Sheng-Fu	18 NOV 1976
	KUO Kuan-Ming	14 MAR 1979
	LIN Cheng-En	11 FEB 1982
TUR - Turkey	ARAT Abdurrahim	20 JAN 1962
	ASIMOGLU Ilhan	25 MAR 1964
	BASAK Onder	31 MAR 1973
	SINOGLU Mehmet	22 OCT 1983
	TASKIN Adem	3 MAR 1982
	TURKER Esat	8 DEC 1975
UAE - United Arab Emirates	AL ROMAITHI Matar	25 AUG 1990
	AL-ALI Soud Mohamed	1 OCT 1987

Entry List by Event

NOC	Name	Date of Birth
	ALEISSAEEI Mohammed Khamis	20 APR 1984
	ALJABER Ali Hassan	30 JUL 1978
	ARJUMAND Walid Mohammed	1 JUL 1966
	MOHAMMAD Tariq Shahab	14 FEB 1981
UKR - Ukraine	DANYLIUK Vadym	21 JUN 1990
	DIDORENKO Nazar	25 MAR 1981
	IALOVEGA Vladyslav	18 JUL 1993
	MAIIER Rostyslav	20 JUL 1995
	SHCHERBAKOV Dmytro	12 JAN 1988
	TRUBIN Sergiy	1 APR 1974

Total number of athletes: 124

Results

REVISED
THU 27 JUL 19:42

Rank	Name	NOC	G1	G2	G3	G4	G5	G6	Total	Avg	Diff
1	YEO Youngwook	KOR	182	277	234	206	214	226	1339	223.17	0
2	GRIGORYEV Vladimir	RUS	203	236	218	289	163	213	1322	220.33	-17
3	SACCHI Davide	ITA	203	222	185	257	205	180	1252	208.67	-87
4	CHANG Li-Hsiao	TPE	177	174	220	223	178	237	1209	201.50	-130
5	MOHAMAD Mohd Firdaus	MAS	195	232	179	173	204	221	1204	200.67	-135
6	KIM Jisu	KOR	239	183	143	222	215	195	1197	199.50	-142
7	HSIEH Sheng-Fu	TPE	207	188	173	190	221	211	1190	198.33	-149
8	KATSAGANIS Konstantinos	GRE	200	249	163	169	192	215	1188	198.00	-151
9	SAVCHENKO Alexey	RUS	196	196	201	230	172	192	1187	197.83	-152
10	EKSTROM Alf	FIN	194	213	193	218	171	194	1183	197.17	-156
11	DROZHBIN Alexey V.	RUS	200	180	242	232	187	141	1182	197.00	-157
12	KIM Younho	KOR	156	221	193	166	218	222	1176	196.00	-163
13	HO Choon Seong	MAS	177	192	204	203	187	202	1165	194.17	-174
14	ZAREK Tomasz Adam	POL	225	176	192	204	201	165	1163	193.83	-176
15	ASIMOGLU Ilhan	TUR	249	159	159	166	235	194	1162	193.67	-177
16	AKOPYAN Arsen Arturovich	RUS	190	195	172	201	222	182	1162	193.67	-177
17	SCHWARZ Andreas	GER	158	203	186	200	234	175	1156	192.67	-183
18	BARTOUT Ludovic	FRA	197	175	218	202	194	169	1155	192.50	-184
19	FENSELAU Thomas	GER	182	182	179	165	185	259	1152	192.00	-187
20	DELSOL Frederic	FRA	219	227	214	179	163	148	1150	191.67	-189
21	GIACUBBO Domenico	ITA	169	242	208	160	177	193	1149	191.50	-190
22	TSOLKANAKIS Christos	GRE	226	210	176	191	148	192	1143	190.50	-196
23	HJALMARSSON Pierre	SWE	177	155	193	221	187	207	1140	190.00	-199
24	KHOMUDYAROV Maxim	RUS	208	201	192	204	155	180	1140	190.00	-199
25	LOPPINEN Markku	FIN	146	203	202	162	208	216	1137	189.50	-202
26	SEO Youngchun	KOR	188	178	194	179	188	210	1137	189.50	-202
27	BASAK Onder	TUR	180	163	218	188	196	189	1134	189.00	-205
28	KUO Kuan-Ming	TPE	167	183	206	201	176	201	1134	189.00	-205
29	NORDELL Anders	SWE	192	180	215	165	183	198	1133	188.83	-206
30	ILIAKIS Ioannis	GRE	196	199	159	209	201	169	1133	188.83	-206
31	KLOTZ Sebastian	GER	156	144	236	204	186	206	1132	188.67	-207
32	AWANG Mohd Zaidi	MAS	158	179	198	190	174	216	1115	185.83	-224
33	IALOVEGA Vladyslav	UKR	196	178	191	156	161	225	1107	184.50	-232
34	CHIU Ching-Ling	TPE	201	189	151	210	168	186	1105	184.17	-234
35	AL ROMAITHI Matar	UAE	225	191	156	172	158	202	1104	184.00	-235
36	PICK Tomaiz	POL	197	190	177	160	145	232	1101	183.50	-238
37	HALAS George Brian	CAN	190	187	170	170	169	214	1100	183.33	-239
38	BOYSEN Rolf Johan	NOR	195	180	213	143	174	194	1099	183.17	-240
39	HALAS Paul Nicholas	CAN	150	191	179	178	174	226	1098	183.00	-241
40	LINDEMANN Kevin Jean	GER	141	212	192	214	173	166	1098	183.00	-241
41	CHAN Yue Tak	HKG	159	193	173	214	192	166	1097	182.83	-242
42	ORAIF Bassam	KSA	148	166	172	204	214	191	1095	182.50	-244
43	SCHELLENBERG Reto	SUI	179	178	202	159	164	213	1095	182.50	-244
44	SON Jeongyong	KOR	193	168	194	190	170	180	1095	182.50	-244

Results

REVISED
THU 27 JUL 19:42

Rank	Name	NOC	G1	G2	G3	G4	G5	G6	Total	Avg	Diff
45	ELOFSSON Anton Carl Bertil	SWE	191	153	225	164	155	200	1088	181.33	-251
46	AN Seongjo	KOR	214	203	177	169	156	169	1088	181.33	-251
47	TANG Siu Chung	HKG	198	176	139	161	203	210	1087	181.17	-252
48	LIM Teck Kee	SIN	225	158	203	167	152	180	1085	180.83	-254
49	ALROMAIH Fahad Mohammed	KSA	216	187	181	151	160	190	1085	180.83	-254
50	GNYSKA Piotr	POL	186	178	204	175	160	182	1085	180.83	-254
51	ARJUMAND Walid Mohammed	UAE	199	189	144	170	183	198	1083	180.50	-256
52	SZYMCZAK Pawel Grzegorz	POL	200	152	171	143	227	189	1082	180.33	-257
53	DRAPSA Szczepan	SWE	159	201	198	192	154	178	1082	180.33	-257
54	LOPEZ Daniel Amado	ARG	192	148	162	159	211	205	1077	179.50	-262
55	DUDA Daniel	GER	135	177	193	183	161	222	1071	178.50	-268
56	LAGUNOVS Vladimirs	LAT	216	171	189	161	175	159	1071	178.50	-268
57	PANELLI Giuseppe	ITA	140	196	190	189	171	184	1070	178.33	-269
58	CHONG Kar Keong Vincent	SIN	192	170	165	193	179	169	1068	178.00	-271
59	BOULLE Didier	FRA	194	152	194	171	207	144	1062	177.00	-277
60	LIN Cheng-En	TPE	140	179	174	189	196	183	1061	176.83	-278
61	PERSSON Ove Ake	SWE	174	199	159	164	181	181	1058	176.33	-281
62	ORAIF Mohmmad Adel	KSA	170	181	188	174	189	152	1054	175.67	-285
63	FLINK Fredric Tesfaye	SWE	203	189	137	141	202	173	1045	174.17	-294
64	MOTTARAN Marco	ITA	159	189	197	160	195	145	1045	174.17	-294
65	DUKURS Maris	LAT	162	147	175	156	171	233	1044	174.00	-295
66	JORGENSEN Peter	DEN	189	159	176	193	183	140	1040	173.33	-299
67	BONACASA FERNANDEZ Julian	ESP	166	163	199	188	131	192	1039	173.17	-300
68	AL-ALI Soud Mohamed	UAE	198	186	171	168	146	159	1028	171.33	-311
69	IOAKEIMIDIS Dimitrios	GRE	150	177	180	198	163	159	1027	171.17	-312
70	ABEDIN Mohammad	IRI	176	154	149	200	182	165	1026	171.00	-313
71	DIDORENKO Nazar	UKR	184	173	167	181	191	124	1020	170.00	-319
72	KUZNETSOV Dmitry Lyvovich	RUS	182	167	120	183	144	220	1016	169.33	-323
73	TROVATO Sergio	ITA	172	130	180	176	157	198	1013	168.83	-326
74	SZCZESNY Grzegorz	POL	176	183	160	138	143	207	1007	167.83	-332
75	SHCHERBAKOV Dmytro	UKR	188	218	151	163	125	161	1006	167.67	-333
76	TRUBIN Sergiy	UKR	153	169	187	171	168	156	1004	167.33	-335
77	TOH Guanghui	SIN	150	161	160	218	159	155	1003	167.17	-336
78	ALROMAIH Abdullah	KSA	158	175	188	172	161	148	1002	167.00	-337
79	ALMALKI Abdullah Ahmad	KSA	156	150	153	145	193	204	1001	166.83	-338
80	LOPEZ MACCIO Juan Daniel	ARG	166	177	186	166	137	166	998	166.33	-341
81	ALJABER Ali Hassan	UAE	157	148	171	157	214	150	997	166.17	-342
82	DANYLIUK Vadym	UKR	155	163	193	157	149	179	996	166.00	-343
83	SCHULZ Rene	GER	171	157	172	163	177	155	995	165.83	-344
84	MAIER Rostyslav	UKR	168	134	171	204	177	136	990	165.00	-349
85	VOROBJOVS Sergejs	LAT	141	139	173	182	177	178	990	165.00	-349
86	BEISONS Guntars	LAT	138	137	154	185	195	169	978	163.00	-361
87	CHEN Chien-Hao	TPE	126	214	140	153	162	182	977	162.83	-362
88	NG Lap Hong	HKG	161	170	148	154	178	166	977	162.83	-362

Results

REVISED
THU 27 JUL 19:42

Rank	Name	NOC	G1	G2	G3	G4	G5	G6	Total	Avg	Diff
89	ARTHAVUKTI Kan	THA	161	140	158	152	149	213	973	162.17	-366
90	PICK Michal	POL	150	137	157	152	185	190	971	161.83	-368
91	HAFSTAD Dag	NOR	138	176	136	141	189	187	967	161.17	-372
92	KANCHANAGAMA Boriraja	THA	120	165	121	174	190	196	966	161.00	-373
93	MOHAMMAD Tariq Shahab	UAE	158	125	210	169	157	146	965	160.83	-374
94	PONIROS Konstantinos	GRE	154	139	136	179	155	180	943	157.17	-396
95	HAYWARD David	AUS	159	160	159	159	144	154	935	155.83	-404
96	ALEISSAEEI Mohammed Khamis	UAE	181	168	132	133	155	160	929	154.83	-410
97	MADER Robert	SUI	138	165	174	126	163	163	929	154.83	-410
98	YU Miu Shan	HKG	121	181	148	164	159	148	921	153.50	-418
99	TASKIN Adem	TUR	162	147	164	162	151	129	915	152.50	-424
100	YIM Hoi Kit	HKG	144	187	111	137	147	186	912	152.00	-427
101	TARLAS Sotirios	GRE	132	182	137	181	134	126	892	148.67	-447
102	ARAT Abdurrahim	TUR	144	125	170	128	155	168	890	148.33	-449
103	IANSHIN Vladimir Vova	GEO	138	148	157	163	122	117	845	140.83	-494
104	TANAPAT Sitipon	THA	111	149	141	176	121	140	838	139.67	-501
105	ALHMOOD Saad Abdulaziz	KSA	178	125	145	109	132	141	830	138.33	-509
106	TURKER Esat	TUR	143	136	142	121	125	138	805	134.17	-534
107	TERTERASHVILI Mikhail	GEO	141	117	144	124	142	128	796	132.67	-543
108	SINOGLU Mehmet	TUR	149	127	134	114	135	134	793	132.17	-546
109	ABASOV Farkhad	GEO	119	134	126	108	128	117	732	122.00	-607
110	CHACALOS Claudio Esteban	ARG	107	109	129	114	103	130	692	115.33	-647
111	TERTERASHVILI Giorgi	GEO	133	121	95	105	95	120	669	111.50	-670
112	KURTANUDZE Nika	GEO	106	85	86	151	133	72	633	105.50	-706

LEGEND
RET Retired **T** Two or more players share the same rank **WD** WithDrawn

Results

Rank	Name	NOC	G1	G2	G3	Total	Avg	Diff
1	GRIGORYEV Vladimir	RUS	166	152	203	2	0.67	0
2	SACCHI Davide	ITA	181	150	176	1	0.33	-1

LEGEND
RET Retired **T** Two or more players share the same rank **WD** WithDrawn

Results

Rank	Name	NOC	G1	G2	G3	Total	Avg	Diff
1	CHANG Li-Hsiao	TPE	192	177	214	2	0.67	0
2	YEO Youngwook	KOR	182	213	201	1	0.33	-1

LEGEND
RET Retired **T** Two or more players share the same rank **WD** WithDrawn

Results

Rank	Name	NOC	G1	Total	Avg	Diff
1	CHANG Li-Hsiao	TPE	255	255	1.00	0
2	GRIGORYEV Vladimir	RUS	192	192	0.00	-1

LEGEND
RET Retired **T** Two or more players share the same rank **WD** WithDrawn

Entry List by Event

NOC	Name	Date of Birth
ARG - Argentina	CHACALOS Claudio Esteban	
	LOPEZ Daniel Amado	6 APR 1958
	LOPEZ MACCIO Juan Daniel	14 MAY 1985
AUS - Australia	HAYWARD David	27 SEP 1964
CAN - Canada	HALAS George Brian	15 JAN 1966
	HALAS Paul Nicholas	4 OCT 1963
DEN - Denmark	JORGENSEN Peter	10 JUL 1979
ESP - Spain	BONACASA FERNANDEZ Julian	22 JUL 1963
FIN - Finland	EKSTROM Alf	23 OCT 1954
	LOPPINEN Markku	6 JUL 1961
FRA - France	BARTOUT Ludovic	20 MAY 1987
	BOULLE Didier	11 OCT 1966
	DELSOL Frederic	11 MAY 1992
GEO - Georgia	ABASOV Farkhad	20 AUG 1982
	IANSHIN Vladimir Vova	29 MAR 1988
	KURTANUDZE Nika	16 DEC 1999
	TERTERASHVILI Giorgi	8 AUG 1997
	TERTERASHVILI Mikhail	15 JAN 1999
GER - Germany	DUDA Daniel	4 SEP 1982
	KLOTZ Sebastian	24 OCT 1983
	LINDEMANN Kevin Jean	12 FEB 1990
	SCHULZ Rene	30 NOV 1988
	SCHWARZ Andreas	30 SEP 1975
	FENSELAU Thomas	
GRE - Greece	ILIAKIS Ioannis	6 NOV 1962
	IOAKEIMIDIS Dimitrios	8 FEB 1967
	KATSAGANIS Konstantinos	10 FEB 1970
	PONIROS Konstantinos	26 JUN 1964
	TARLAS Sotirios	25 OCT 1977
	TSOLKANAKIS Christos	15 AUG 1964
HKG - Hong Kong	CHAN Yue Tak	22 JUN 1966
	NG Lap Hong	8 JAN 1973
	TANG Siu Chung	7 JUN 1981
	YIM Hoi Kit	17 MAY 1960
	YU Miu Shan	28 NOV 1968
IRI - Iran	ABEDIN Mohammad	9 JAN 1988
ITA - Italy	GIACUBBO Domenico	11 DEC 1960
	MOTTARAN Marco	29 JUN 1976

Entry List by Event

NOC	Name	Date of Birth
	PANELLI Giuseppe	26 JAN 1957
	SACCHI Davide	21 APR 1966
	TROVATO Sergio	8 JUN 1958
KOR - Korea	AN Seongjo	11 FEB 1989
	KIM Jisu	22 DEC 1996
	KIM Younho	21 AUG 1971
	SEO Youngchun	21 JAN 1972
	SON Jeongyong	7 MAY 1969
	YEO Youngwook	17 SEP 1968
KSA - Saudi Arabia	ALHMOOD Saad Abdulaziz	12 OCT 1971
	ALMALKI Abdullah Ahmad	13 MAR 1976
	ALROMAIH Abdullah	5 APR 1988
	ALROMAIH Fahad Mohammed	11 SEP 1979
	ORAIF Bassam	16 AUG 1999
	ORAIF Mohmmad Adel	26 FEB 1974
LAT - Latvia	BEISONS Guntars	19 FEB 1962
	DUKURS Maris	8 AUG 1983
	LAGUNOVS Vladimirs	17 OCT 1956
	VOROBJOVS Sergejs	6 NOV 1979
MAS - Malaysia	AWANG Mohd Zaidi	26 JAN 1972
	HO Choon Seong	6 AUG 1969
	MOHAMAD Mohd Firdaus	2 SEP 1982
NOR - Norway	BOYSEN Rolf Johan	11 JAN 1943
	HAFSTAD Dag	13 AUG 1952
POL - Poland	GNYSKA Piotr	27 MAR 1972
	GRZEGORZ Szczesny	4 JUL 1979
	PICK Michal	8 MAR 1998
	PICK Tomaiz	9 SEP 1970
	SZYMCZAK Pawel Grzegorz	19 MAR 1970
	ZAREK Tomasz Adam	2 OCT 1981
RUS - Russia	AKOPYAN Arsen Arturovich	11 DEC 1986
	DROZHBIN Alexey V.	29 MAR 1979
	GRIGORYEV Vladimir	16 MAR 1987
	KHOMUDYAROV Maxim	9 JUL 1987
	KUZNETSOV Dmitry Lyvovich	13 JUN 1974
	SAVCHENKO Alexey	4 AUG 1990
SIN - Singapore	CHONG Kar Keong Vincent	12 JAN 1968
	LIM Teck Kee	4 FEB 1957

Entry List by Event

NOC	Name	Date of Birth
	TOH Guanghui	3 DEC 1981
SUI - Switzerland	MADER Robert	30 MAR 1957
	SCHELLENBERG Reto	27 MAR 1973
SWE - Sweden	DRAPSA Szczepan	18 AUG 1949
	ELOFSSON Anton Carl Bertil	18 AUG 1992
	FLINK Fredric Tesfaye	17 APR 1972
	HJALMARSSON Pierre	21 JAN 1967
	NORDELL Anders	30 JUN 1944
	PERSSON Ove Ake	1 SEP 1970
THA - Thailand	ARTHAVUKTI Kan	20 MAR 1976
	KANCHANAGAMA Boriraja	30 JUL 1968
	TANAPAT Sitipon	7 OCT 1985
TPE - Chinese Taipei	CHANG Li-Hsiao	26 DEC 1963
	CHEN Chien-Hao	1 OCT 1990
	CHIU Ching-Ling	3 JUL 1968
	HSIEH Sheng-Fu	18 NOV 1976
	KUO Kuan-Ming	14 MAR 1979
	LIN Cheng-En	11 FEB 1982
TUR - Turkey	ARAT Abdurrahim	20 JAN 1962
	ASIMOGLU Ilhan	25 MAR 1964
	BASAK Onder	31 MAR 1973
	SINOGLU Mehmet	22 OCT 1983
	TASKIN Adem	3 MAR 1982
	TURKER Esat	8 DEC 1975
UAE - United Arab Emirates	AL ROMAITHI Matar	25 AUG 1990
	AL-ALI Soud Mohamed	1 OCT 1987
	ALEISSAEEI Mohammed Khamis	20 APR 1984
	ALJABER Ali Hassan	30 JUL 1978
	ARJUMAND Walid Mohammed	1 JUL 1966
	MOHAMMAD Tariq Shahab	14 FEB 1981
UKR - Ukraine	DANYLIUK Vadym	21 JUN 1990
	DIDORENKO Nazar	25 MAR 1981
	IALOVEGA Vladyslav	18 JUL 1993
	MAIIER Rostyslav	20 JUL 1995
	SHCHERBAKOV Dmytro	12 JAN 1988
	TRUBIN Sergiy	1 APR 1974

Total number of athletes: 112

Entry List by Event

NOC	Name	Date of Birth

Results

Rank	Name	NOC	G1	G2	G3	G4	G5	G6	Total	Avg	Diff
1	KOREA 1	KOR	404	505	435	387	472	414	2617	436.17	0
	AN Seongjo		202	269	235	192	236	247	1381	230.17	
	SEO Youngchun		202	236	200	195	236	167	1236	206.00	
2	KOREA 2	KOR	391	367	399	444	473	430	2504	417.33	-113
	KIM Younho		220	188	203	247	247	205	1310	218.33	
	SON Jeongyong		171	179	196	197	226	225	1194	199.00	
3	GERMANY 2	GER	383	391	421	436	415	448	2494	415.67	-123
	KLOTZ Sebastian		199	179	214	220	190	244	1246	207.67	
	SCHWARZ Andreas		184	212	207	216	225	204	1248	208.00	
4	RUSSIA3	RUS	352	411	372	433	427	405	2400	400.00	-217
	AKOPYAN Arsen Arturovich		214	221	191	212	180	193	1211	201.83	
	DROZHBIN Alexey V.		138	190	181	221	247	212	1189	198.17	
5	CHINESE TAIPEI 3	TPE	422	403	402	358	465	349	2399	399.83	-218
	HSIEH Sheng-Fu		235	195	202	171	237	209	1249	208.17	
	KUO Kuan-Ming		187	208	200	187	228	140	1150	191.67	
6	RUSSIA 2	RUS	378	433	471	335	393	388	2398	399.67	-219
	GRIGORYEV Vladimir		191	211	249	181	209	165	1206	201.00	
	SAVCHENKO Alexey		187	222	222	154	184	223	1192	198.67	
7	TURKEY 2	TUR	352	382	405	395	405	443	2382	397.00	-235
	ASIMOGLU Ilhan		182	206	176	180	169	223	1136	189.33	
	BASAK Onder		170	176	229	215	236	220	1246	207.67	
8	MALAYSIA 1	MAS	381	428	421	414	419	318	2381	396.83	-236
	AWANG Mohd Zaidi		223	203	232	206	194	182	1240	206.67	
	MOHAMAD Mohd Firdaus		158	225	189	208	225	136	1141	190.17	
9	SWEDEN 2	SWE	358	346	397	445	386	439	2371	395.17	-246
	ELOFSSON Anton Carl Bertil		201	180	224	212	194	204	1215	202.50	
	NORDELL Anders		157	166	173	233	192	235	1156	192.67	
10	GERMANY 3	GER	359	391	392	389	418	404	2353	392.17	-264
	FENSELAU Thomas		198	213	208	212	205	205	1241	206.83	
	LINDEMANN Kevin Jean		161	178	184	177	213	199	1112	185.33	
11	SAUDI ARABIA 3	KSA	421	370	337	363	377	473	2341	390.17	-276
	ALROMAIH Fahad Mohammed		212	215	175	212	167	256	1237	206.17	
	ORAIF Bassam		209	155	162	151	210	217	1104	184.00	
12	FRANCE 1	FRA	368	378	428	354	430	371	2329	388.17	-288
	BARTOUT Ludovic		186	179	233	212	233	168	1211	201.83	
	DELSOL Frederic		182	199	195	142	197	203	1118	186.33	
13	GREECE 3	GRE	368	385	456	395	362	338	2304	384.00	-313
	ILIAKIS Ioannis		175	203	246	213	180	154	1171	195.17	
	KATSAGANIS Konstantinos		193	182	210	182	182	184	1133	188.83	
14	KOREA 3	KOR	355	357	448	402	322	414	2298	383.00	-319
	KIM Jisu		180	164	247	190	169	188	1138	189.67	
	YEO Youngwook		175	193	201	212	153	226	1160	193.33	
15	GREECE 2	GRE	410	387	338	368	350	438	2291	381.83	-326
	PONIROS Konstantinos		207	190	176	201	182	265	1221	203.50	

Results

Rank	Name	NOC	G1	G2	G3	G4	G5	G6	Total	Avg	Diff
	TSOLKANAKIS Christos		203	197	162	167	168	173	1070	178.33	
16	GERMANY 1	GER	456	400	319	400	370	343	2288	381.33	-329
	DUDA Daniel		201	231	153	235	224	180	1224	204.00	
	SCHULZ Rene		255	169	166	165	146	163	1064	177.33	
17	U.A.EMIRATES 3	UAE	376	363	398	350	438	358	2283	380.50	-334
	AL ROMAITHI Matar		149	200	192	182	244	183	1150	191.67	
	MOHAMMAD Tariq Shahab		227	163	206	168	194	175	1133	188.83	
18	CANADA	CAN	365	419	381	395	361	361	2282	380.33	-335
	HALAS George Brian		192	214	175	223	204	156	1164	194.00	
	HALAS Paul Nicholas		173	205	206	172	157	205	1118	186.33	
19	RUSSIA 1	RUS	354	373	379	371	387	387	2251	375.17	-366
	KHOMUDYAROV Maxim		161	182	195	204	234	209	1185	197.50	
	KUZNETSOV Dmitry Lyvovich		193	191	184	167	153	178	1066	177.67	
20	SWEDEN 1	SWE	329	436	377	343	392	366	2243	373.83	-374
	DRAPSA Szczepan		158	192	176	146	210	205	1087	181.17	
	PERSSON Ove Ake		171	244	201	197	182	161	1156	192.67	
21	UKRAINE 3	UKR	396	315	391	328	389	401	2220	370.00	-397
	MAIIER Rostyslav		185	173	226	166	190	224	1164	194.00	
	TRUBIN Sergiy		211	142	165	162	199	177	1056	176.00	
22	FINLAND	FIN	415	394	313	403	364	317	2206	367.67	-411
	EKSTROM Alf		222	192	170	199	170	157	1110	185.00	
	LOPPINEN Markku		193	202	143	204	194	160	1096	182.67	
23	ITALY 1	ITA	426	410	373	376	296	323	2204	367.33	-413
	GIACUBBO Domenico		194	196	162	196	127	171	1046	174.33	
	SACCHI Davide		232	214	211	180	169	152	1158	193.00	
24	SWEDEN 3	SWE	378	386	319	412	403	305	2203	367.17	-414
	FLINK Fredric Tesfaye		204	203	149	210	180	136	1082	180.33	
	HJALMARSSON Pierre		174	183	170	202	223	169	1121	186.83	
25	SINGAPORE 1	SIN	305	372	363	423	360	373	2196	366.00	-421
	CHONG Kar Keong Vincent		152	178	190	211	176	184	1091	181.83	
	LIM Teck Kee		153	194	173	212	184	189	1105	184.17	
26	CHINESE TAIPEI 2	TPE	418	362	317	367	354	359	2177	362.83	-440
	CHANG Li-Hsiao		193	184	179	200	203	194	1153	192.17	
	CHIU Ching-Ling		225	178	138	167	151	165	1024	170.67	
27	U.A.EMIRATES 2	UAE	346	380	357	325	386	382	2176	362.67	-441
	ALJABER Ali Hassan		168	199	169	187	170	195	1088	181.33	
	ARJUMAND Walid Mohammed		178	181	188	138	216	187	1088	181.33	
28	UKRAINE 2	UKR	353	339	331	377	382	392	2174	362.33	-443
	DIDORENKO Nazar		203	181	189	215	170	245	1203	200.50	
	SHCHERBAKOV Dmytro		150	158	142	162	212	147	971	161.83	
29	CHINESE TAIPEI 1	TPE	382	344	391	341	374	339	2171	361.83	-446
	CHEN Chien-Hao		165	163	178	157	189	176	1028	171.33	
	LIN Cheng-En		217	181	213	184	185	163	1143	190.50	
30	UKRAINE 1	UKR	392	338	348	341	383	363	2165	360.83	-452

Results

Rank	Name	NOC	G1	G2	G3	G4	G5	G6	Total	Avg	Diff
	DANYLIUK Vadym		206	158	189	160	161	172	1046	174.33	
	IALOVEGA Vladyslav		186	180	159	181	222	191	1119	186.50	
31	POLAND 2	POL	310	385	348	423	340	343	2149	358.17	-468
	GRZEGORZ Szczesny		138	159	169	177	180	169	992	165.33	
	PICK Michal		172	226	179	246	160	174	1157	192.83	
32	NORWAY	NOR	377	349	342	364	320	362	2114	352.33	-503
	BOYSEN Rolf Johan		200	158	182	194	169	175	1078	179.67	
	HAFSTAD Dag		177	191	160	170	151	187	1036	172.67	
33	SWITZERLAND	SUI	333	395	317	362	349	339	2095	349.17	-522
	MADER Robert		162	162	137	191	155	150	957	159.50	
	SCHELLENBERG Reto		171	233	180	171	194	189	1138	189.67	
34	ITALY 2	ITA	298	368	312	335	383	380	2076	346.00	-541
	MOTTARAN Marco		125	178	127	138	192	214	974	162.33	
	PANELLI Giuseppe		173	190	185	197	191	166	1102	183.67	
35	ARGENTINA 1	ARG	334	343	341	353	337	329	2037	339.50	-580
	LOPEZ MACCIO Juan Daniel		167	170	161	130	153	157	938	156.33	
	LOPEZ Daniel Amado		167	173	180	223	184	172	1099	183.17	
36	POLAND 3	POL	310	372	369	337	282	357	2027	337.83	-590
	GNYSKA Piotr		178	191	181	145	144	166	1005	167.50	
	PICK Tomaiz		132	181	188	192	138	191	1022	170.33	
37	U.A.EMIRATES 1	UAE	323	303	374	348	331	318	1997	332.83	-620
	AL-ALI Soud Mohamed		182	142	193	201	160	184	1062	177.00	
	ALEISSAEEI Mohammed Khamis		141	161	181	147	171	134	935	155.83	
38	POLAND 1	POL	363	315	273	346	376	292	1965	327.50	-652
	SZYMCZAK Pawel Grzegorz		202	154	143	194	205	122	1020	170.00	
	ZAREK Tomasz Adam		161	161	130	152	171	170	945	157.50	
39	GREECE 1	GRE	414	335	300	295	325	293	1962	327.00	-655
	IOAKEIMIDIS Dimitrios		220	193	171	185	174	167	1110	185.00	
	TARLAS Sotirios		194	142	129	110	151	126	852	142.00	
40	HONK KONG 1	HKG	277	348	281	431	329	289	1955	325.83	-662
	YIM Hoi Kit		152	163	141	228	197	143	1024	170.67	
	YU Miu Shan		125	185	140	203	132	146	931	155.17	
41	HONK KONG 2	HKG	342	295	343	355	328	287	1950	325.00	-667
	CHAN Yue Tak		170	155	159	198	145	115	942	157.00	
	TANG Siu Chung		172	140	184	157	183	172	1008	168.00	
42	LATVIA 2	LAT	312	311	314	314	358	327	1936	322.67	-681
	LAGUNOVS Vladimirs		168	155	131	163	158	173	948	158.00	
	VOROBJOVS Sergejs		144	156	183	151	200	154	988	164.67	
43	THAILAND 1	THA	326	344	266	329	326	313	1904	317.33	-713
	ARTHAVUKTI Kan		183	186	137	184	150	145	985	164.17	
	KANCHANAGAMA Boriraja		143	158	129	145	176	168	919	153.17	
44	LATVIA 1	LAT	293	333	321	309	293	313	1862	310.33	-755
	BEISONS Guntars		140	168	167	171	128	167	941	156.83	
	DUKURS Maris		153	165	154	138	165	146	921	153.50	

Results

Rank	Name	NOC	G1	G2	G3	G4	G5	G6	Total	Avg	Diff
45	TURKEY 1	TUR	279	336	295	320	278	342	1850	308.33	-767
	ARAT Abdurrahim		117	168	135	164	109	187	880	146.67	
	TASKIN Adem		162	168	160	156	169	155	970	161.67	
46	SAUDI ARABIA 1	KSA	335	296	268	319	338	286	1842	307.00	-775
	ALROMAIH Abdullah		187	158	125	177	194	187	1028	171.33	
	ORAIF Mohmmad Adel		148	138	143	142	144	99	814	135.67	
47	SAUDI ARABIA 2	KSA	263	338	263	332	291	294	1781	296.83	-836
	ALHMOOD Saad Abdulaziz		142	158	98	146	134	146	824	137.33	
	ALMALKI Abdullah Ahmad		121	180	165	186	157	148	957	159.50	
48	TURKEY 3	TUR	275	269	282	311	262	308	1707	284.50	-910
	SINOGLU Mehmet		149	120	125	167	136	164	861	143.50	
	TURKER Esat		126	149	157	144	126	144	846	141.00	
49	GEORGIA 1	GEO	315	260	225	257	257	265	1579	263.17	-1038
	IANSHIN Vladimir Vova		166	126	108	132	128	130	790	131.67	
	TERTERASHVILI Mikhail		149	134	117	125	129	135	789	131.50	
50	GEORGIA 2	GEO	273	247	223	232	225	227	1427	237.83	-1190
	ABASOV Farkhad		143	138	113	94	125	98	711	118.50	
	TERTERASHVILI Giorgi		130	109	110	138	100	129	716	119.33	
51	MALAYSIA *	MAS	216	157	139	195	189	185	1081	180.17	-1536
	HO Choon Seong		216	157	139	195	189	185	1081	180.17	
52	DENMARK *	DEN	174	149	171	193	176	210	1073	178.83	-1544
	JORGENSEN Peter		174	149	171	193	176	210	1073	178.83	
53	AUSTRALIA *	AUS	187	153	211	167	183	169	1070	178.33	-1547
	HAYWARD David		187	153	211	167	183	169	1070	178.33	
54	HONK KONG *	HKG	145	178	216	170	179	167	1055	175.83	-1562
	NG Lap Hong		145	178	216	170	179	167	1055	175.83	
55	FRANCE *	FRA	200	168	194	201	142	145	1050	175.00	-1567
	BOULLE Didier		200	168	194	201	142	145	1050	175.00	
56	SINGAPORE *	SIN	164	189	174	190	166	135	1018	169.67	-1599
	TOH Guanghui		164	189	174	190	166	135	1018	169.67	
57	IRAN *	IRI	150	176	172	170	155	186	1009	168.17	-1608
	ABEDIN Mohammad		150	176	172	170	155	186	1009	168.17	
58	ITALY	ITA	205	148	171	164	159	154	1001	166.83	-1616
	TROVATO Sergio		205	148	171	164	159	154	1001	166.83	
59	THAILAND *	THA	163	210	174	165	110	142	964	160.67	-1653
	TANAPAT Sitipon		163	210	174	165	110	142	964	160.67	
60	SPAIN *	ESP	171	153	162	158	146	149	939	156.50	-1678
	BONACASA FERNANDEZ Julian		171	153	162	158	146	149	939	156.50	
61	ARGENTINA *	ARG	151	152	133	157	124	135	852	142.00	-1765
	CHACALOS Claudio Esteban		151	152	133	157	124	135	852	142.00	
62	GEORGIA *	GEO	135	114	99	83	89	127	647	107.83	-1970
	KURTANUDZE Nika		135	114	99	83	89	127	647	107.83	

Results

Rank	Name	NOC	G1	G2	G3	G4	G5	G6	Total	Avg	Diff

LEGEND

RET Retired **T** Two or more players share the same rank **WD** WithDrawn

Note: 4TH AND 5TH POSITION AFTER ROLL-OFF

Results

Rank	Name	NOC	G1	G2	G3	Total	Avg	Diff
1	KOREA 1	KOR	400	479	0	2	1.00	0
2	RUSSIA 3	RUS	374	428	0	0	0.00	-2

LEGEND
RET Retired **T** Two or more players share the same rank **WD** WithDrawn

Results

Rank	Name	NOC	G1	G2	G3	Total	Avg	Diff
1	GERMANY 2	GER	337	386	423	2	0.67	0
2	KOREA 2	KOR	355	371	390	1	0.33	-1

LEGEND
RET Retired **T** Two or more players share the same rank **WD** WithDrawn

Results

Rank	Name	NOC	G1	Total	Avg	Diff
1	KOREA 1	KOR	437	1	1.00	0
2	GERMANY 2	GER	269	0	0.00	-1

LEGEND
RET Retired **T** Two or more players share the same rank **WD** WithDrawn

Entry List by Event

NOC	Name	Date of Birth
ARG - Argentina	CHACALOS Claudio Esteban	
	LOPEZ Daniel Amado	6 APR 1958
	LOPEZ MACCIO Juan Daniel	14 MAY 1985
AUS - Australia	HAYWARD David	27 SEP 1964
CAN - Canada	HALAS George Brian	15 JAN 1966
	HALAS Paul Nicholas	4 OCT 1963
DEN - Denmark	JORGENSEN Peter	10 JUL 1979
ESP - Spain	BONACASA FERNANDEZ Julian	22 JUL 1963
FIN - Finland	EKSTROM Alf	23 OCT 1954
	LOPPINEN Markku	6 JUL 1961
FRA - France	BARTOUT Ludovic	20 MAY 1987
	BOULLE Didier	11 OCT 1966
	DELSOL Frederic	11 MAY 1992
GEO - Georgia	ABASOV Farkhad	20 AUG 1982
	IANSHIN Vladimir Vova	29 MAR 1988
	KURTANUDZE Nika	16 DEC 1999
	TERTERASHVILI Giorgi	8 AUG 1997
	TERTERASHVILI Mikhail	15 JAN 1999
GER - Germany	DUDA Daniel	4 SEP 1982
	KLOTZ Sebastian	24 OCT 1983
	LINDEMANN Kevin Jean	12 FEB 1990
	SCHULZ Rene	30 NOV 1988
	SCHWARZ Andreas	30 SEP 1975
	FENSELAU Thomas	
GRE - Greece	ILIAKIS Ioannis	6 NOV 1962
	IOAKEIMIDIS Dimitrios	8 FEB 1967
	KATSAGANIS Konstantinos	10 FEB 1970
	PONIROS Konstantinos	26 JUN 1964
	TARLAS Sotirios	25 OCT 1977
	TSOLKANAKIS Christos	15 AUG 1964
HKG - Hong Kong	CHAN Yue Tak	22 JUN 1966
	NG Lap Hong	8 JAN 1973
	TANG Siu Chung	7 JUN 1981
	YIM Hoi Kit	17 MAY 1960
	YU Miu Shan	28 NOV 1968
IRI - Iran	ABEDIN Mohammad	9 JAN 1988
ITA - Italy	GIACUBBO Domenico	11 DEC 1960
	MOTTARAN Marco	29 JUN 1976

Entry List by Event

NOC	Name	Date of Birth
	PANELLI Giuseppe	26 JAN 1957
	SACCHI Davide	21 APR 1966
	TROVATO Sergio	8 JUN 1958
KOR - Korea	AN Seongjo	11 FEB 1989
	KIM Jisu	22 DEC 1996
	KIM Younho	21 AUG 1971
	SEO Youngchun	21 JAN 1972
	SON Jeongyong	7 MAY 1969
	YEO Youngwook	17 SEP 1968
KSA - Saudi Arabia	ALHMOOD Saad Abdulaziz	12 OCT 1971
	ALMALKI Abdullah Ahmad	13 MAR 1976
	ALROMAIH Abdullah	5 APR 1988
	ALROMAIH Fahad Mohammed	11 SEP 1979
	ORAIF Bassam	16 AUG 1999
	ORAIF Mohmmad Adel	26 FEB 1974
LAT - Latvia	BEISONS Guntars	19 FEB 1962
	DUKURS Maris	8 AUG 1983
	LAGUNOVS Vladimirs	17 OCT 1956
	VOROBJOVS Sergejs	6 NOV 1979
MAS - Malaysia	AWANG Mohd Zaidi	26 JAN 1972
	HO Choon Seong	6 AUG 1969
	MOHAMAD Mohd Firdaus	2 SEP 1982
NOR - Norway	BOYSEN Rolf Johan	11 JAN 1943
	HAFSTAD Dag	13 AUG 1952
POL - Poland	GNYSKA Piotr	27 MAR 1972
	GRZEGORZ Szczesny	4 JUL 1979
	PICK Tomaiz	9 SEP 1970
RUS - Russia	GRIGORYEV Vladimir	16 MAR 1987
	KHOMUDYAROV Maxim	9 JUL 1987
	KUZNETSOV Dmitry Lyvovich	13 JUN 1974
SIN - Singapore	CHONG Kar Keong Vincent	12 JAN 1968
	LIM Teck Kee	4 FEB 1957
	TOH Guanghui	3 DEC 1981
SUI - Switzerland	MADER Robert	30 MAR 1957
	SCHELLENBERG Reto	27 MAR 1973
SWE - Sweden	DRAPSA Szczepan	18 AUG 1949
	ELOFSSON Anton Carl Bertil	18 AUG 1992
	FLINK Fredric Tesfaye	17 APR 1972

Entry List by Event

NOC	Name	Date of Birth
	HJALMARSSON Pierre	21 JAN 1967
	NORDELL Anders	30 JUN 1944
	PERSSON Ove Ake	1 SEP 1970
THA - Thailand	ARTHAVUKTI Kan	20 MAR 1976
	KANCHANAGAMA Boriraja	30 JUL 1968
	TANAPAT Sitipon	7 OCT 1985
TPE - Chinese Taipei	CHANG Li-Hsiao	26 DEC 1963
	CHEN Chien-Hao	1 OCT 1990
	CHIU Ching-Ling	3 JUL 1968
	HSIEH Sheng-Fu	18 NOV 1976
	KUO Kuan-Ming	14 MAR 1979
	LIN Cheng-En	11 FEB 1982
TUR - Turkey	ARAT Abdurrahim	20 JAN 1962
	ASIMOGLU Ilhan	25 MAR 1964
	BASAK Onder	31 MAR 1973
	SINOGLU Mehmet	22 OCT 1983
	TASKIN Adem	3 MAR 1982
	TURKER Esat	8 DEC 1975
UAE - United Arab Emirates	AL ROMAITHI Matar	25 AUG 1990
	AL-ALI Soud Mohamed	1 OCT 1987
	MOHAMMAD Tariq Shahab	14 FEB 1981
UKR - Ukraine	DANYLIUK Vadym	21 JUN 1990
	DIDORENKO Nazar	25 MAR 1981
	IALOVEGA Vladyslav	18 JUL 1993
	MAIIER Rostyslav	20 JUL 1995
	SHCHERBAKOV Dmytro	12 JAN 1988
	TRUBIN Sergiy	1 APR 1974

Total number of athletes: 103

Results

Rank	Name	NOC	G1	G2	G3	G4	G5	G6	Total	Avg	Diff
1	**KOREA 1**	KOR	697	623	571	596	649	634	3770	628.33	0
	AN Seongjo		256	224	171	226	227	209	1313	218.83	
	KIM Jisu		227	154	185	198	195	189	1148	191.33	
	SEO Youngchun		214	245	215	172	227	236	1309	218.17	
2	**UKRAINE 2**	UKR	587	600	601	689	603	570	3650	608.33	-120
	DANYLIUK Vadym		201	213	162	231	209	150	1166	194.33	
	IALOVEGA Vladyslav		167	211	220	224	207	211	1240	206.67	
	MAIER Rostyslav		219	176	219	234	187	209	1244	207.33	
3	**FRANCE 1**	FRA	698	527	630	557	655	520	3587	597.83	-183
	BARTOUT Ludovic		277	157	202	180	225	193	1234	205.67	
	BOULLE Didier		189	181	196	153	228	144	1091	181.83	
	DELSOL Frederic		232	189	232	224	202	183	1262	210.33	
4	**RUSSIA 1**	RUS	588	594	583	592	611	578	3546	591.00	-224
	GRIGORYEV Vladimir		175	180	200	199	253	175	1182	197.00	
	KHOMUDYAROV Maxim		232	215	196	176	180	212	1211	201.83	
	KUZNETSOV Dmitry Lyvovich		181	199	187	217	178	191	1153	192.17	
5	**RUSSIA 2**	RUS	515	567	610	546	628	565	3431	571.83	-339
	AKOPYAN Arsen Arturovich		154	231	226	189	180	202	1182	197.00	
	DROZHBIN Alexey V.		180	170	170	183	204	188	1095	182.50	
	SAVCHENKO Alexey		181	166	214	174	244	175	1154	192.33	
6	**KOREA 2**	KOR	477	567	574	569	626	614	3427	571.17	-343
	KIM Younho		182	217	180	198	203	214	1194	199.00	
	SON Jeongyong		149	147	181	169	232	222	1100	183.33	
	YEO Youngwook		146	203	213	202	191	178	1133	188.83	
7	**GERMANY 2**	GER	550	551	539	595	574	609	3418	569.67	-352
	DUDA Daniel		190	205	183	188	204	188	1158	193.00	
	LINDEMANN Kevin Jean		169	175	181	209	213	222	1169	194.83	
	SCHULZ Rene		191	171	175	198	157	199	1091	181.83	
8	**MALAYSIA 1**	MAS	551	590	490	568	575	624	3398	566.33	-372
	AWANG Mohd Zaidi		169	191	171	189	248	202	1170	195.00	
	HO Choon Seong		182	196	147	191	166	212	1094	182.33	
	MOHAMAD Mohd Firdaus		200	203	172	188	161	210	1134	189.00	
9	**CHINESE TAIPEI 2**	TPE	518	647	478	552	634	566	3395	565.83	-375
	CHEN Chien-Hao		149	245	178	178	221	209	1180	196.67	
	CHIU Ching-Ling		193	178	130	164	221	185	1071	178.50	
	LIN Cheng-En		176	224	170	210	192	172	1144	190.67	
10	**POLAND 1**	POL	539	529	625	519	617	565	3394	565.67	-376
	GNYSKA Piotr		157	160	200	135	190	199	1041	173.50	
	GRZEGORZ Szczesny		204	185	224	203	264	200	1280	213.33	
	PICK Tomaiz		178	184	201	181	163	166	1073	178.83	
11	**SWEDEN 2**	SWE	667	561	581	472	572	523	3376	562.67	-394
	ELOFSSON Anton Carl Bertil		242	194	213	170	209	172	1200	200.00	
	HJALMARSSON Pierre		204	187	156	166	165	159	1037	172.83	
	NORDELL Anders		221	180	212	136	198	192	1139	189.83	

Results

Rank	Name	NOC	G1	G2	G3	G4	G5	G6	Total	Avg	Diff
12	**GERMANY 1**	GER	567	476	528	532	639	615	3357	559.50	-413
	FENSELAU Thomas		225	179	174	186	248	214	1226	204.33	
	KLOTZ Sebastian		170	147	191	177	159	221	1065	177.50	
	SCHWARZ Andreas		172	150	163	169	232	180	1066	177.67	
13	**SAUDI ARABIA 2**	KSA	572	614	528	501	568	540	3323	553.83	-447
	ALROMAIH Abdullah		166	192	159	156	184	166	1023	170.50	
	ALROMAIH Fahad Mohammed		236	206	213	167	190	213	1225	204.17	
	ORAIF Bassam		170	216	156	178	194	161	1075	179.17	
14	**CHINESE TAIPEI 1**	TPE	535	558	561	545	505	613	3317	552.83	-453
	CHANG Li-Hsiao		214	170	170	178	192	193	1117	186.17	
	HSIEH Sheng-Fu		192	215	205	198	149	237	1196	199.33	
	KUO Kuan-Ming		129	173	186	169	164	183	1004	167.33	
15	**SWEDEN 1**	SWE	536	597	457	635	512	522	3259	543.17	-511
	DRAPSA Szczepan		225	179	132	203	169	170	1078	179.67	
	FLINK Fredric Tesfaye		161	267	180	257	155	212	1232	205.33	
	PERSSON Ove Ake		150	151	145	175	188	140	949	158.17	
16	**UKRAINE 1**	UKR	597	516	533	559	527	525	3257	542.83	-513
	DIDORENKO Nazar		193	170	211	171	199	182	1126	187.67	
	SHCHERBAKOV Dmytro		209	167	142	179	172	148	1017	169.50	
	TRUBIN Sergiy		195	179	180	209	156	195	1114	185.67	
17	**ITALY 1**	ITA	501	491	552	565	577	561	3247	541.17	-523
	GIACUBBO Domenico		175	178	170	170	199	198	1090	181.67	
	PANELLI Giuseppe		160	159	169	196	189	150	1023	170.50	
	SACCHI Davide		166	154	213	199	189	213	1134	189.00	
18	**U.A.EMIRATES 1**	UAE	570	539	522	540	569	505	3245	540.83	-525
	AL ROMAITHI Matar		182	200	153	164	189	170	1058	176.33	
	AL-ALI Soud Mohamed		215	185	168	202	193	157	1120	186.67	
	MOHAMMAD Tariq Shahab		173	154	201	174	187	178	1067	177.83	
19	**SINGAPORE**	SIN	568	548	502	543	534	524	3219	536.50	-551
	CHONG Kar Keong Vincent		178	217	139	196	197	149	1076	179.33	
	LIM Teck Kee		210	136	174	170	159	159	1008	168.00	
	TOH Guanghui		180	195	189	177	178	216	1135	189.17	
20	**POLAND 2**	POL	522	436	562	547	596	519	3182	530.33	-588
	PICK Michal		170	137	162	155	189	156	969	161.50	
	SZYMCZAK Pawel Grzegorz		159	153	184	189	221	215	1121	186.83	
	ZAREK Tomasz Adam		193	146	216	203	186	148	1092	182.00	
21	**LATVIA 1**	LAT	590	493	452	539	533	541	3148	524.67	-622
	DUKURS Maris		219	142	125	180	170	150	986	164.33	
	LAGUNOVS Vladimirs		205	203	159	196	171	168	1102	183.67	
	VOROBJOVS Sergejs		166	148	168	163	192	223	1060	176.67	
22	**GREECE 2**	GRE	526	585	516	495	492	486	3100	516.67	-670
	ILIAKIS Ioannis		135	186	173	146	160	143	943	157.17	
	KATSAGANIS Konstantinos		210	197	139	189	150	173	1058	176.33	
	PONIROS Konstantinos		181	202	204	160	182	170	1099	183.17	

Results

Rank	Name	NOC	G1	G2	G3	G4	G5	G6	Total	Avg	Diff
23	**TURKEY 2**	TUR	455	579	532	490	542	480	3078	513.00	-692
	ASIMOGLU Ilhan		172	200	197	155	168	164	1056	176.00	
	BASAK Onder		161	224	187	192	197	160	1121	186.83	
	TASKIN Adem		122	155	148	143	177	156	901	150.17	
24	**U.A.EMIRATES 2**	UAE	497	510	498	511	508	547	3071	511.83	-699
	ALEISSAEEI Mohammed Khamis		147	143	147	178	172	182	969	161.50	
	ALJABER Ali Hassan		178	168	173	153	166	179	1017	169.50	
	ARJUMAND Walid Mohammed		172	199	178	180	170	186	1085	180.83	
25	**HONG KONG 1**	HKG	429	483	534	519	505	583	3053	508.83	-717
	CHAN Yue Tak		148	192	142	194	178	224	1078	179.67	
	NG Lap Hong		134	166	222	136	134	168	960	160.00	
	TANG Siu Chung		147	125	170	189	193	191	1015	169.17	
26	**SAUDI ARABIA 1**	KSA	480	555	544	461	464	518	3022	503.67	-748
	ALHMOOD Saad Abdulaziz		128	209	176	144	108	166	931	155.17	
	ALMALKI Abdullah Ahmad		166	175	191	138	139	191	1000	166.67	
	ORAIF Mohmmad Adel		186	171	177	179	217	161	1091	181.83	
27	**GREECE 1**	GRE	494	479	526	501	491	494	2985	497.50	-785
	IOAKEIMIDIS Dimitrios		149	131	181	154	134	166	915	152.50	
	TARLAS Sotirios		135	173	160	148	146	156	918	153.00	
	TSOLKANAKIS Christos		210	175	185	199	211	172	1152	192.00	
28	**THAILAND**	THA	521	487	514	447	421	485	2875	479.17	-895
	ARTHAVUKTI Kan		187	220	173	155	144	150	1029	171.50	
	KANCHANAGAMA Boriraja		151	134	176	156	148	175	940	156.67	
	TANAPAT Sitipon		183	133	165	136	129	160	906	151.00	
29	**ARGENTINA 1**	ARG	556	503	428	410	479	414	2790	465.00	-980
	CHACALOS Claudio Esteban		163	145	136	126	142	108	820	136.67	
	LOPEZ MACCIO Juan Daniel		214	168	148	146	181	140	997	166.17	
	LOPEZ Daniel Amado		179	190	144	138	156	166	973	162.17	
30	**TURKEY 1**	TUR	414	356	434	372	453	451	2480	413.33	-1290
	ARAT Abdurrahim		171	123	148	123	159	178	902	150.33	
	SINOGLU Mehmet		132	118	140	141	134	150	815	135.83	
	TURKER Esat		111	115	146	108	160	123	763	127.17	
31	**FINLAND**	FIN	354	439	390	409	330	384	2306	384.33	-1464
	EKSTROM Alf		185	224	217	194	154	199	1173	195.50	
	LOPPINEN Markku		169	215	173	215	176	185	1133	188.83	
32	**GEORGIA 1**	GEO	333	371	398	399	362	429	2292	382.00	-1478
	ABASOV Farkhad		105	118	120	130	126	105	704	117.33	
	IANSHIN Vladimir Vova		112	140	132	149	133	157	823	137.17	
	TERTERASHVILI Mikhail		116	113	146	120	103	167	765	127.50	
33	**CANADA 1**	CAN	328	356	361	457	351	360	2213	368.83	-1557
	HALAS George Brian		180	200	189	233	170	171	1143	190.50	
	HALAS Paul Nicholas		148	156	172	224	181	189	1070	178.33	
34	**SWITZERLAND**	SUI	322	368	324	400	381	369	2164	360.67	-1606
	MADER Robert		161	176	123	166	193	156	975	162.50	

Results

Rank	Name	NOC	G1	G2	G3	G4	G5	G6	Total	Avg	Diff
	SCHELLENBERG Reto		161	192	201	234	188	213	1189	198.17	
35	* **ITALY 2**	ITA	350	348	341	384	347	370	2140	356.67	-1630
	MOTTARAN Marco		191	182	190	191	166	188	1108	184.67	
	TROVATO Sergio		159	166	151	193	181	182	1032	172.00	
36	**NORWAY 1**	NOR	305	330	340	371	388	292	2026	337.67	-1744
	BOYSEN Rolf Johan		153	138	180	182	212	144	1009	168.17	
	HAFSTAD Dag		152	192	160	189	176	148	1017	169.50	
37	* **HONG KONG 2**	HKG	365	323	295	326	372	321	2002	333.67	-1768
	YIM Hoi Kit		196	189	139	147	223	158	1052	175.33	
	YU Miu Shan		169	134	156	179	149	163	950	158.33	
38	* **GEORGIA 2**	GEO	204	222	208	203	232	258	1327	221.17	-2443
	KURTANUDZE Nika		99	96	90	71	111	83	550	91.67	
	TERTERASHVILI Giorgi		105	126	118	132	121	175	777	129.50	
39	**DENMARK**	DEN	198	185	157	162	161	183	1046	174.33	-2724
	JORGENSEN Peter		198	185	157	162	161	183	1046	174.33	
40	**AUSTRALIA**	AUS	182	168	173	172	141	206	1042	173.67	-2728
	HAYWARD David		182	168	173	172	141	206	1042	173.67	
41	* **LATVIA 2**	LAT	164	172	211	138	160	127	972	162.00	-2798
	BEISONS Guntars		164	172	211	138	160	127	972	162.00	
42	**SPAIN 1**	ESP	156	198	157	155	136	149	951	158.50	-2819
	BONACASA FERNANDEZ Julian		156	198	157	155	136	149	951	158.50	
WD	* **IRAN**	IRI	0	0	0	0	0	0	0		
	ABEDIN Mohammad		0	0	0	0	0	0	0		

LEGEND
RET Retired **T** Two or more players share the same rank **WD** WithDrawn

Results

Rank	Name	NOC	G1	G2	G3	Total	Avg	Diff
1	KOREA 1	KOR	618	658	0	2	1.00	0
2	RUSSIA 1	RUS	589	604	0	0	0.00	-2

LEGEND
RET Retired **T** Two or more players share the same rank **WD** WithDrawn

Results

Rank	Name	NOC	G1	G2	G3	Total	Avg	Diff
1	UKRAINE 2	UKR	582	641	552	2	0.67	0
2	FRANCE 1	FRA	584	554	486	1	0.33	-1

LEGEND
RET Retired **T** Two or more players share the same rank **WD** WithDrawn

Results

Rank	Name	NOC	G1	Total	Avg	Diff
1	KOREA 1	KOR	652	1	1.00	0
2	UKRAINE 2	UKR	578	0	0.00	-1

LEGEND
RET Retired **T** Two or more players share the same rank **WD** WithDrawn

Entry List by Event

NOC	Name	Date of Birth
ARG - Argentina	CHACALOS Claudio Esteban	
	LOPEZ Daniel Amado	6 APR 1958
	LOPEZ MACCIO Juan Daniel	14 MAY 1985
AUS - Australia	HAYWARD David	27 SEP 1964
CAN - Canada	HALAS George Brian	15 JAN 1966
	HALAS Paul Nicholas	4 OCT 1963
DEN - Denmark	JORGENSEN Peter	10 JUL 1979
ESP - Spain	BONACASA FERNANDEZ Julian	22 JUL 1963
FIN - Finland	EKSTROM Alf	23 OCT 1954
	LOPPINEN Markku	6 JUL 1961
FRA - France	BARTOUT Ludovic	20 MAY 1987
	BOULLE Didier	11 OCT 1966
	DELSOL Frederic	11 MAY 1992
GEO - Georgia	ABASOV Farkhad	20 AUG 1982
	IANSHIN Vladimir Vova	29 MAR 1988
	KURTANUDZE Nika	16 DEC 1999
	TERTERASHVILI Giorgi	8 AUG 1997
	TERTERASHVILI Mikhail	15 JAN 1999
GER - Germany	DUDA Daniel	4 SEP 1982
	KLOTZ Sebastian	24 OCT 1983
	LINDEMANN Kevin Jean	12 FEB 1990
	SCHULZ Rene	30 NOV 1988
	SCHWARZ Andreas	30 SEP 1975
	FENSELAU Thomas	
GRE - Greece	ILIAKIS Ioannis	6 NOV 1962
	IOAKEIMIDIS Dimitrios	8 FEB 1967
	KATSAGANIS Konstantinos	10 FEB 1970
	PONIROS Konstantinos	26 JUN 1964
	TARLAS Sotirios	25 OCT 1977
	TSOLKANAKIS Christos	15 AUG 1964
HKG - Hong Kong	CHAN Yue Tak	22 JUN 1966
	NG Lap Hong	8 JAN 1973
	TANG Siu Chung	7 JUN 1981
	YIM Hoi Kit	17 MAY 1960
	YU Miu Shan	28 NOV 1968
ITA - Italy	GIACUBBO Domenico	11 DEC 1960
	MOTTARAN Marco	29 JUN 1976
	PANELLI Giuseppe	26 JAN 1957

Entry List by Event

NOC	Name	Date of Birth
	SACCHI Davide	21 APR 1966
	TROVATO Sergio	8 JUN 1958
KOR - Korea	AN Seongjo	11 FEB 1989
	KIM Jisu	22 DEC 1996
	KIM Younho	21 AUG 1971
	SEO Youngchun	21 JAN 1972
	SON Jeongyong	7 MAY 1969
	YEO Youngwook	17 SEP 1968
KSA - Saudi Arabia	ALHMOOD Saad Abdulaziz	12 OCT 1971
	ALMALKI Abdullah Ahmad	13 MAR 1976
	ALROMAIH Abdullah	5 APR 1988
	ALROMAIH Fahad Mohammed	11 SEP 1979
	ORAIF Bassam	16 AUG 1999
	ORAIF Mohmmad Adel	26 FEB 1974
LAT - Latvia	BEISONS Guntars	19 FEB 1962
	DUKURS Maris	8 AUG 1983
	LAGUNOVS Vladimirs	17 OCT 1956
	VOROBJOVS Sergejs	6 NOV 1979
MAS - Malaysia	AWANG Mohd Zaidi	26 JAN 1972
	HO Choon Seong	6 AUG 1969
	MOHAMAD Mohd Firdaus	2 SEP 1982
NOR - Norway	BOYSEN Rolf Johan	11 JAN 1943
	HAFSTAD Dag	13 AUG 1952
POL - Poland	GNYSKA Piotr	27 MAR 1972
	GRZEGORZ Szczesny	4 JUL 1979
	PICK Michal	8 MAR 1998
	PICK Tomaiz	9 SEP 1970
	SZYMCZAK Pawel Grzegorz	19 MAR 1970
	ZAREK Tomasz Adam	2 OCT 1981
RUS - Russia	AKOPYAN Arsen Arturovich	11 DEC 1986
	DROZHBIN Alexey V.	29 MAR 1979
	GRIGORYEV Vladimir	16 MAR 1987
	KHOMUDYAROV Maxim	9 JUL 1987
	KUZNETSOV Dmitry Lyvovich	13 JUN 1974
	SAVCHENKO Alexey	4 AUG 1990
SUI - Switzerland	MADER Robert	30 MAR 1957
	SCHELLENBERG Reto	27 MAR 1973
SWE - Sweden	DRAPSA Szczepan	18 AUG 1949

Entry List by Event

NOC	Name	Date of Birth
	ELOFSSON Anton Carl Bertil	18 AUG 1992
	FLINK Fredric Tesfaye	17 APR 1972
	HJALMARSSON Pierre	21 JAN 1967
	NORDELL Anders	30 JUN 1944
	PERSSON Ove Ake	1 SEP 1970
THA - Thailand	ARTHAVUKTI Kan	20 MAR 1976
	KANCHANAGAMA Boriraja	30 JUL 1968
	TANAPAT Sitipon	7 OCT 1985
TPE - Chinese Taipei	CHANG Li-Hsiao	26 DEC 1963
	CHEN Chien-Hao	1 OCT 1990
	CHIU Ching-Ling	3 JUL 1968
	HSIEH Sheng-Fu	18 NOV 1976
	KUO Kuan-Ming	14 MAR 1979
	LIN Cheng-En	11 FEB 1982
TUR - Turkey	ARAT Abdurrahim	20 JAN 1962
	ASIMOGLU Ilhan	25 MAR 1964
	BASAK Onder	31 MAR 1973
	SINOGLU Mehmet	22 OCT 1983
	TASKIN Adem	3 MAR 1982
	TURKER Esat	8 DEC 1975
UAE - United Arab Emirates	AL ROMAITHI Matar	25 AUG 1990
	AL-ALI Soud Mohamed	1 OCT 1987
	ALEISSAEEI Mohammed Khamis	20 APR 1984
	ALJABER Ali Hassan	30 JUL 1978
	ARJUMAND Walid Mohammed	1 JUL 1966
	MOHAMMAD Tariq Shahab	14 FEB 1981
UKR - Ukraine	DANYLIUK Vadym	21 JUN 1990
	DIDORENKO Nazar	25 MAR 1981
	IALOVEGA Vladyslav	18 JUL 1993
	MAIER Rostyslav	20 JUL 1995
	SHCHERBAKOV Dmytro	12 JAN 1988
	TRUBIN Sergiy	1 APR 1974

Total number of athletes: 108

Results

Rank	Name	NOC	G1	G2	G3	G4	G5	G6	Total	Avg	Diff
1	**KOREA**	KOR	1122	1101	1060	1050	1003	1034	6370	1061.67	0
	AN Seongjo		231	269	215	269	191	243	1418	236.33	
	KIM Jisu		256	198	265	209	190	259	1377	229.50	
	KIM Younho		205	231	181	198	238	183	1236	206.00	
	SEO Youngchun		262	211	217	193	194	199	1276	212.67	
	YEO Youngwook		168	192	182	181	190	150	1063	177.17	
2	**RUSSIA**	RUS	723	824	865	970	1064	1015	6057	910.17	-909
	DROZHBIN Alexey V.		193	204	233	203	215	220	1268	211.33	
	GRIGORYEV Vladimir		191	244	197	185	246	182	1245	207.50	
	KHOMUDYAROV Maxim		194	214	224	204	173	217	1226	204.33	
	KUZNETSOV Dmitry Lyvovich		171	215	181	191	247	202	1207	201.17	
	SAVCHENKO Alexey		165	191	227	187	183	194	1147	191.17	
3	**UKRAINE**	UKR	912	949	1037	987	948	1053	5886	981.00	-484
	DANYLIUK Vadym		128	202	213	205	188	251	1187	197.83	
	DIDORENKO Nazar		198	212	197	146	199	168	1120	186.67	
	IALOVEGA Vladyslav		193	204	239	224	179	242	1281	213.50	
	MAIER Rostyslav		235	144	213	178	186	225	1181	196.83	
	TRUBIN Sergiy		158	187	175	234	196	167	1117	186.17	
4	**GERMANY**	GER	970	1062	878	871	1008	936	5725	954.17	-645
	DUDA Daniel		192	206	135	211	206	174	1124	187.33	
	FENSELAU Thomas		191	227	194	146	189	179	1126	187.67	
	KLOTZ Sebastian		171	197	174	188	172	206	1108	184.67	
	LINDEMANN Kevin Jean		205	163	165	168	236	188	1125	187.50	
	SCHWARZ Andreas		211	269	210	158	205	189	1242	207.00	
5	**CHINESE TAIPEI**	TPE	704	837	773	896	932	1026	5695	861.33	-1202
	CHANG Li-Hsiao		173	226	209	172	192	234	1206	201.00	
	CHIU Ching-Ling		148	216	184	155	191	224	1118	186.33	
	HSIEH Sheng-Fu		179	196	180	203	187	160	1105	184.17	
	KUO Kuan-Ming		199	189	179	144	167	196	1074	179.00	
	LIN Cheng-En		153	226	205	222	195	212	1213	202.17	
6	**ITALY**	ITA	890	850	973	937	937	978	5565	927.50	-805
	GIACUBBO Domenico		213	174	216	206	204	164	1177	196.17	
	MOTTARAN Marco		178	159	166	201	181	212	1097	182.83	
	PANELLI Giuseppe		189	189	188	166	201	234	1167	194.50	
	SACCHI Davide		190	211	235	180	182	198	1196	199.33	
	TROVATO Sergio		120	117	168	184	169	170	928	154.67	
7	**SAUDI ARABIA**	KSA	1036	864	896	895	849	1009	5549	924.83	-821
	ALMALKI Abdullah Ahmad		232	156	180	169	148	177	1062	177.00	
	ALROMAIH Abdullah		190	155	152	176	141	188	1002	167.00	
	ALROMAIH Fahad Mohammed		184	193	183	187	227	246	1220	203.33	
	ORAIF Bassam		274	174	189	207	162	215	1221	203.50	
	ORAIF Mohmmad Adel		156	186	192	156	171	183	1044	174.00	
8	**POLAND**	POL	904	888	976	859	1003	892	5522	920.33	-848
	PICK Michal		137	145	225	186	171	218	1082	180.33	

Results

Rank	Name	NOC	G1	G2	G3	G4	G5	G6	Total	Avg	Diff
	PICK Tomaiz		189	174	159	143	172	173	1010	168.33	
	SZCZESNY Grzegorz		170	203	210	199	205	157	1144	190.67	
	SZYMCZAK Pawel Grzegorz		213	168	212	179	246	150	1168	194.67	
	ZAREK Tomasz Adam		195	198	170	152	209	194	1118	186.33	
9	**GREECE**	GRE	853	974	933	919	859	841	5379	896.50	-991
	ILIAKIS Ioannis		191	196	200	160	150	137	1034	172.33	
	IOAKEIMIDIS Dimitrios		184	191	145	149	171	170	1010	168.33	
	KATSAGANIS Konstantinos		149	225	201	170	172	138	1055	175.83	
	PONIROS Konstantinos		172	159	196	242	203	204	1176	196.00	
	TSOLKANAKIS Christos		157	203	191	198	163	192	1104	184.00	
10	**UNITED ARAB EMIRATES**	UAE	862	876	877	902	846	974	5337	889.50	-1033
	AL ROMAITHI Matar		171	149	166	193	158	195	1032	172.00	
	AL-ALI Soud Mohamed		169	159	198	198	165	216	1105	184.17	
	ALJABER Ali Hassan		121	195	168	151	188	174	997	166.17	
	ARJUMAND Walid Mohammed		212	204	140	171	179	202	1108	184.67	
	MOHAMMAD Tariq Shahab		189	169	205	189	156	187	1095	182.50	
11	**SWEDEN**	SWE	686	769	710	701	926	826	5247	769.67	-1752
	ELOFSSON Anton Carl Bertil		193	185	213	167	215	186	1159	193.17	
	FLINK Fredric Tesfaye		145	201	162	160	200	154	1022	170.33	
	HJALMARSSON Pierre		155	169	187	202	157	153	1023	170.50	
	NORDELL Anders		193	214	148	172	199	187	1113	185.50	
	PERSSON Ove Ake		185	146	182	159	155	146	973	162.17	
12	**HONG KONG**	HKG	783	886	858	881	756	807	4970	828.50	-1399
	CHAN Yue Tak		182	245	210	203	178	177	1195	199.17	
	NG Lap Hong		172	169	153	196	146	155	991	165.17	
	TANG Siu Chung		140	181	179	159	120	178	957	159.50	
	YIM Hoi Kit		168	152	175	188	190	182	1055	175.83	
	YU Miu Shan		121	139	141	135	122	115	773	128.83	
13	**TURKEY**	TUR	618	569	674	727	772	799	4559	693.17	-2211
	ARAT Abdurrahim		149	116	132	114	110	156	777	129.50	
	ASIMOGLU Ilhan		151	148	204	160	231	173	1067	177.83	
	BASAK Onder		170	185	192	191	203	213	1154	192.33	
	SINOGLU Mehmet		148	120	146	119	96	110	739	123.17	
	TURKER Esat		127	105	99	143	132	147	753	125.50	
14	**LATVIA 1**	LAT	739	659	621	652	789	732	4192	698.67	-2178
	BEISONS Guntars		181	164	162	177	168	176	1028	171.33	
	DUKURS Maris		176	145	142	134	252	223	1072	178.67	
	LAGUNOVS Vladimirs		219	167	181	188	201	132	1088	181.33	
	VOROBJOVS Sergejs		163	183	136	153	168	201	1004	167.33	
15	**GEORGIA 1**	GEO	494	610	529	459	549	483	3124	520.67	-3246
	ABASOV Farkhad		133	120	107	85	123	100	668	111.33	
	IANSHIN Vladimir Vova		123	183	178	96	160	116	856	142.67	
	KURTANUDZE Nika		101	169	116	121	130	135	772	128.67	
	TERTERASHVILI Mikhail		137	138	128	157	136	132	828	138.00	

Results

Rank	Name	NOC	G1	G2	G3	G4	G5	G6	Total	Avg	Diff
16	**RUSSIA 1**	RUS	0	0	0	212	267	187	666	222.00	-5704
	AKOPYAN Arsen Arturovich		211	194	191	212	267	187	1262	210.33	
17	**CANADA 2**	CAN	201	215	195	288	222	183	1304	217.33	-5066
	HALAS George Brian		201	215	195	288	222	183	1304	217.33	
18	**FRANCE 3**	FRA	161	209	224	194	207	225	1220	203.33	-5150
	DELSOL Frederic		161	209	224	194	207	225	1220	203.33	
19	**SWEDEN 1**	SWE	0	0	0	0	183	221	404	202.00	-5966
	DRAPSA Szczepan		146	178	146	197	183	221	1071	178.50	
20	**MALAYSIA 3**	MAS	202	183	194	204	194	223	1200	200.00	-5170
	MOHAMAD Mohd Firdaus		202	183	194	204	194	223	1200	200.00	
21	**KOREA 1**	KOR	159	200	204	206	186	223	1178	196.33	-5192
	SON Jeongyong		159	200	204	206	186	223	1178	196.33	
22	**FINLAND 2**	FIN	204	172	152	201	195	224	1148	191.33	-5222
	EKSTROM Alf		204	172	152	201	195	224	1148	191.33	
23	**FRANCE 1**	FRA	202	190	204	202	157	189	1144	190.67	-5226
	BARTOUT Ludovic		202	190	204	202	157	189	1144	190.67	
24	**FINLAND 1**	FIN	220	179	177	193	189	177	1135	189.17	-5235
	LOPPINEN Markku		220	179	177	193	189	177	1135	189.17	
24	**GERMANY 1**	GER	218	220	175	176	190	156	1135	189.17	-5235
	SCHULZ Rene		218	220	175	176	190	156	1135	189.17	
26	**MALAYSIA 2**	MAS	176	159	186	220	199	180	1120	186.67	-5250
	AWANG Mohd Zaidi		176	159	186	220	199	180	1120	186.67	
27	**NORWAY 2**	NOR	234	170	213	157	214	131	1119	186.50	-5251
	BOYSEN Rolf Johan		234	170	213	157	214	131	1119	186.50	
28	**MALAYSIA 1**	MAS	171	197	178	208	162	174	1090	181.67	-5280
	HO Choon Seong		171	197	178	208	162	174	1090	181.67	
29	**FRANCE 2**	FRA	190	182	180	176	189	171	1088	181.33	-5282
	BOULLE Didier		190	182	180	176	189	171	1088	181.33	
30	**AUSTRALIA 1**	AUS	159	211	176	123	211	191	1071	178.50	-5299
	HAYWARD David		159	211	176	123	211	191	1071	178.50	
31	**CANADA 1**	CAN	157	184	148	137	210	211	1047	174.50	-5323
	HALAS Paul Nicholas		157	184	148	137	210	211	1047	174.50	
32	**NORWAY 1**	NOR	141	159	158	179	170	210	1017	169.50	-5353
	HAFSTAD Dag		141	159	158	179	170	210	1017	169.50	
33	**CHINESE TAIPEI 1**	TPE	0	0	0	170	157	179	506	168.67	-5864
	CHEN Chien-Hao		193	166	168	170	157	179	1033	172.17	
34	**UKRAINE 1**	UKR	149	133	144	163	233	185	1007	167.83	-5363
	SHCHERBAKOV Dmytro		149	133	144	163	233	185	1007	167.83	
35	**SWITZERLAND 2**	SUI	169	190	147	175	151	170	1002	167.00	-5368
	SCHELLENBERG Reto		169	190	147	175	151	170	1002	167.00	
36	**ARGENTINA 3**	ARG	174	178	157	124	161	195	989	164.83	-5381
	LOPEZ MACCIO Juan Daniel		174	178	157	124	161	195	989	164.83	
37	**DENMARK 1**	DEN	151	139	180	165	160	194	989	164.83	-5381
	JORGENSEN Peter		151	139	180	165	160	194	989	164.83	

Results

Rank	Name	NOC	G1	G2	G3	G4	G5	G6	Total	Avg	Diff
38	**THAILAND 1**	THA	183	103	150	189	189	175	989	164.83	-5381
	ARTHAVUKTI Kan		183	103	150	189	189	175	989	164.83	
39	**SWITZERLAND 1**	SUI	170	167	142	210	132	165	986	164.33	-5384
	MADER Robert		170	167	142	210	132	165	986	164.33	
40	**U.A.EMIRATES 1**	UAE	155	158	166	193	168	145	985	164.17	-5385
	ALEISSAEEI Mohammed Khamis		155	158	166	193	168	145	985	164.17	
41	**TURKEY 1**	TUR	0	0	0	151	182	147	480	160.00	-5890
	TASKIN Adem		143	98	159	151	182	147	880	146.67	
42	**SPAIN 1**	ESP	157	128	145	176	152	199	957	159.50	-5413
	BONACASA FERNANDEZ Julian		157	128	145	176	152	199	957	159.50	
43	**ARGENTINA 2**	ARG	145	191	157	170	124	169	956	159.33	-5414
	LOPEZ Daniel Amado		145	191	157	170	124	169	956	159.33	
44	**POLAND 1**	POL	152	161	158	156	151	165	943	157.17	-5427
	GNYSKA Piotr		152	161	158	156	151	165	943	157.17	
45	**THAILAND 3**	THA	125	118	186	134	211	160	934	155.67	-5436
	KANCHANAGAMA Boriraja		125	118	186	134	211	160	934	155.67	
46	**ARGENTINA 1**	ARG	126	117	145	154	164	130	836	139.33	-5534
	CHACALOS Claudio Esteban		126	117	145	154	164	130	836	139.33	
47	**GREECE 1**	GRE	145	141	124	143	156	102	811	135.17	-5559
	TARLAS Sotirios		145	141	124	143	156	102	811	135.17	
48	**THAILAND 2**	THA	144	131	146	125	139	126	811	135.17	-5559
	TANAPAT Sitipon		144	131	146	125	139	126	811	135.17	
49	**SAUDI ARABIA 1**	KSA	147	95	138	117	162	128	787	131.17	-5583
	ALHMOOD Saad Abdulaziz		147	95	138	117	162	128	787	131.17	

LEGEND
RET Retired **T** Two or more players share the same rank **WD** WithDrawn

Results

Rank	Name	NOC	G1	G2	G3	G4	Total	Avg	Diff
1	AN Seongjo	KOR	1088	1381	1313	1418	5200	216.67	0
2	SEO Youngchun	KOR	1137	1236	1309	1276	4958	206.58	-242
3	GRIGORYEV Vladimir	RUS	1322	1206	1182	1245	4955	206.46	-245
4	KIM Younho	KOR	1176	1310	1194	1236	4916	204.83	-284
5	KIM Jisu	KOR	1197	1138	1148	1377	4860	202.50	-340
6	AKOPYAN Arsen Arturovich	RUS	1162	1211	1182	1262	4817	200.71	-383
7	ALROMAIH Fahad Mohammed	KSA	1085	1237	1225	1220	4767	198.63	-433
8	KHOMUDYAROV Maxim	RUS	1140	1185	1211	1226	4762	198.42	-438
9	DELSOL Frederic	FRA	1150	1118	1262	1220	4750	197.92	-450
10	IALOVEGA Vladyslav	UKR	1107	1119	1240	1281	4747	197.79	-453
11	FENSELAU Thomas	GER	1152	1241	1226	1126	4745	197.71	-455
12	BARTOUT Ludovic	FRA	1155	1211	1234	1144	4744	197.67	-456
13	SACCHI Davide	ITA	1252	1158	1134	1196	4740	197.50	-460
14	HSIEH Sheng-Fu	TPE	1190	1249	1196	1105	4740	197.50	-460
15	DROZHBIN Alexey V.	RUS	1182	1188	1095	1268	4733	197.21	-467
16	SCHWARZ Andreas	GER	1156	1248	1066	1242	4712	196.33	-488
17	HALAS George Brian	CAN	1100	1164	1143	1304	4711	196.29	-489
18	YEO Youngwook	KOR	1339	1160	1133	1063	4695	195.63	-505
19	CHANG Li-Hsiao	TPE	1209	1153	1117	1206	4685	195.21	-515
20	SAVCHENKO Alexey	RUS	1187	1192	1154	1147	4680	195.00	-520
21	MOHAMAD Mohd Firdaus	MAS	1204	1141	1134	1200	4679	194.96	-521
22	ELOFSSON Anton Carl Bertil	SWE	1088	1215	1200	1159	4662	194.25	-538
23	BASAK Onder	TUR	1134	1246	1121	1154	4655	193.96	-545
24	AWANG Mohd Zaidi	MAS	1115	1240	1170	1120	4645	193.54	-555
25	EKSTROM Alf	FIN	1183	1110	1173	1148	4614	192.25	-586
26	MAIER Rostyslav	UKR	990	1164	1244	1181	4579	190.79	-621
27	DUDA Daniel	GER	1071	1224	1158	1124	4577	190.71	-623
28	SON Jeongyong	KOR	1095	1194	1100	1178	4567	190.29	-633
29	LIN Cheng-En	TPE	1061	1143	1144	1213	4561	190.04	-639
30	KLOTZ Sebastian	GER	1132	1246	1065	1108	4551	189.63	-649
31	NORDELL Anders	SWE	1133	1156	1139	1113	4541	189.21	-659
32	LINDEMANN Kevin Jean	GER	1098	1112	1169	1125	4504	187.67	-696
33	LOPPINEN Markku	FIN	1137	1096	1133	1135	4501	187.54	-699
34	ORAIF Bassam	KSA	1095	1104	1075	1221	4495	187.29	-705
35	DIDORENKO Nazar	UKR	1020	1203	1126	1120	4469	186.21	-731
36	TSOLKANAKIS Christos	GRE	1143	1070	1152	1104	4469	186.21	-731
37	GIACUBBO Domenico	ITA	1149	1046	1090	1177	4462	185.92	-738
38	KUZNETSOV Dmitry Lyvovich	RUS	1016	1066	1153	1207	4442	185.08	-758
39	PONIROS Konstantinos	GRE	943	1221	1099	1176	4439	184.96	-761
40	KATSAGANIS Konstantinos	GRE	1188	1133	1058	1055	4434	184.75	-766
41	HO Choon Seong	MAS	1165	1081	1094	1090	4430	184.58	-770
42	SCHELLENBERG Reto	SUI	1095	1138	1189	1002	4424	184.33	-776
43	SZCZESNY Grzegorz	POL	1007	992	1280	1144	4423	184.29	-777
44	ASIMOGLU Ilhan	TUR	1162	1136	1056	1067	4421	184.21	-779

Results

Rank	Name	NOC	G1	G2	G3	G4	Total	Avg	Diff
45	DANYLIUK Vadym	UKR	996	1046	1166	1187	4395	183.13	-805
46	SZYMCZAK Pawel Grzegorz	POL	1082	1020	1121	1168	4391	182.96	-809
47	FLINK Fredric Tesfaye	SWE	1045	1082	1232	1022	4381	182.54	-819
48	ARJUMAND Walid Mohammed	UAE	1083	1088	1085	1108	4364	181.83	-836
49	PANELLI Giuseppe	ITA	1070	1102	1023	1167	4362	181.75	-838
50	KUO Kuan-Ming	TPE	1134	1150	1004	1074	4362	181.75	-838
51	AL ROMAITHI Matar	UAE	1104	1150	1058	1032	4344	181.00	-856
52	HALAS Paul Nicholas	CAN	1098	1118	1070	1047	4333	180.54	-867
53	HJALMARSSON Pierre	SWE	1140	1121	1037	1023	4321	180.04	-879
54	ZAREK Tomasz Adam	POL	1163	945	1092	1118	4318	179.92	-882
55	CHIU Ching-Ling	TPE	1105	1024	1071	1118	4318	179.92	-882
56	DRAPSA Szczepan	SWE	1082	1087	1078	1071	4318	179.92	-882
57	AL-ALI Soud Mohamed	UAE	1028	1062	1120	1105	4315	179.79	-885
58	CHONG Kar Keong Vincent	SIN	1068	1091	1076	0	3235	179.72	-1965
59	CHAN Yue Tak	HKG	1097	942	1078	1195	4312	179.67	-888
60	BOYSEN Rolf Johan	NOR	1099	1078	1009	1119	4305	179.38	-895
61	TRUBIN Sergiy	UKR	1004	1056	1114	1117	4291	178.79	-909
62	BOULLE Didier	FRA	1062	1050	1091	1088	4291	178.79	-909
63	SCHULZ Rene	GER	995	1064	1091	1135	4285	178.54	-915
64	ILIAKIS Ioannis	GRE	1133	1171	943	1034	4281	178.38	-919
65	LIM Teck Kee	SIN	1085	1105	1008	0	3198	177.67	-2002
66	MOHAMMAD Tariq Shahab	UAE	965	1133	1067	1095	4260	177.50	-940
67	MOTTARAN Marco	ITA	1045	974	1108	1097	4224	176.00	-976
68	CHEN Chien-Hao	TPE	977	1028	1180	1033	4218	175.75	-982
69	LAGUNOVS Vladimirs	LAT	1071	948	1102	1088	4209	175.38	-991
70	TOH Guanghui	SIN	1003	1018	1135	0	3156	175.33	-2044
71	PICK Tomaiz	POL	1101	1022	1073	1010	4206	175.25	-994
72	PICK Michal	POL	971	1157	969	1082	4179	174.13	-1021
73	JORGENSEN Peter	DEN	1040	1073	1046	989	4148	172.83	-1052
74	PERSSON Ove Ake	SWE	1058	1156	949	973	4136	172.33	-1064
75	HAYWARD David	AUS	935	1070	1042	1071	4118	171.58	-1082
76	LOPEZ Daniel Amado	ARG	1077	1099	973	956	4105	171.04	-1095
77	ALJABER Ali Hassan	UAE	997	1088	1017	997	4099	170.79	-1101
78	GNYSKA Piotr	POL	1085	1005	1041	943	4074	169.75	-1126
79	ABEDIN Mohammad	IRI	1026	1009	0	0	2035	169.58	-3165
80	TANG Siu Chung	HKG	1087	1008	1015	957	4067	169.46	-1133
81	IOAKEIMIDIS Dimitrios	GRE	1027	1110	915	1010	4062	169.25	-1138
82	ALROMAIH Abdullah	KSA	1002	1028	1023	1002	4055	168.96	-1145
83	YIM Hoi Kit	HKG	912	1024	1052	1055	4043	168.46	-1157
84	VOROBJOVS Sergejs	LAT	990	988	1060	1004	4042	168.42	-1158
85	HAFSTAD Dag	NOR	967	1036	1017	1017	4037	168.21	-1163
86	DUKURS Maris	LAT	1044	921	986	1072	4023	167.63	-1177
87	ALMALKI Abdullah Ahmad	KSA	1001	957	1000	1062	4020	167.50	-1180
88	ORAIF Mohmmad Adel	KSA	1054	814	1091	1044	4003	166.79	-1197

Results

Rank	Name	NOC	G1	G2	G3	G4	Total	Avg	Diff
89	SHCHERBAKOV Dmytro	UKR	1006	971	1017	1007	4001	166.71	-1199
90	NG Lap Hong	HKG	977	1055	960	991	3983	165.96	-1217
91	ARTHAVUKTI Kan	THA	973	985	1029	989	3976	165.67	-1224
92	TROVATO Sergio	ITA	1013	1001	1032	928	3974	165.58	-1226
93	LOPEZ MACCIO Juan Daniel	ARG	998	938	997	989	3922	163.42	-1278
94	BEISONS Guntars	LAT	978	941	972	1028	3919	163.29	-1281
95	BONACASA FERNANDEZ Julian	ESP	1039	939	951	957	3886	161.92	-1314
96	MADER Robert	SUI	929	957	975	986	3847	160.29	-1353
97	ALEISSAEEI Mohammed Khamis	UAE	929	935	969	985	3818	159.08	-1382
98	KANCHANAGAMA Boriraja	THA	966	919	940	934	3759	156.63	-1441
99	TASKIN Adem	TUR	915	970	901	880	3666	152.75	-1534
100	YU Miu Shan	HKG	921	931	950	773	3575	148.96	-1625
101	TANAPAT Sitipon	THA	838	964	906	811	3519	146.63	-1681
102	TARLAS Sotirios	GRE	892	852	918	811	3473	144.71	-1727
103	ARAT Abdurrahim	TUR	890	880	902	777	3449	143.71	-1751
104	ALHMOOD Saad Abdulaziz	KSA	830	824	931	787	3372	140.50	-1828
105	IANSHIN Vladimir Vova	GEO	845	790	823	856	3314	138.08	-1886
106	SINOGLU Mehmet	TUR	793	861	815	739	3208	133.67	-1992
107	CHACALOS Claudio Esteban	ARG	692	852	820	836	3200	133.33	-2000
108	TERTERASHVILI Mikhail	GEO	796	789	765	828	3178	132.42	-2022
109	TURKER Esat	TUR	805	846	763	753	3167	131.96	-2033
110	TERTERASHVILI Giorgi	GEO	669	716	777	0	2162	120.11	-3038
111	ABASOV Farkhad	GEO	732	711	704	668	2815	117.29	-2385
112	KURTANUDZE Nika	GEO	633	647	550	772	2602	108.42	-2598

LEGEND
RET Retired **T** Two or more players share the same rank **WD** WithDrawn

Draw Sheet

As of FRI 28 JUL 2017 at 15:41

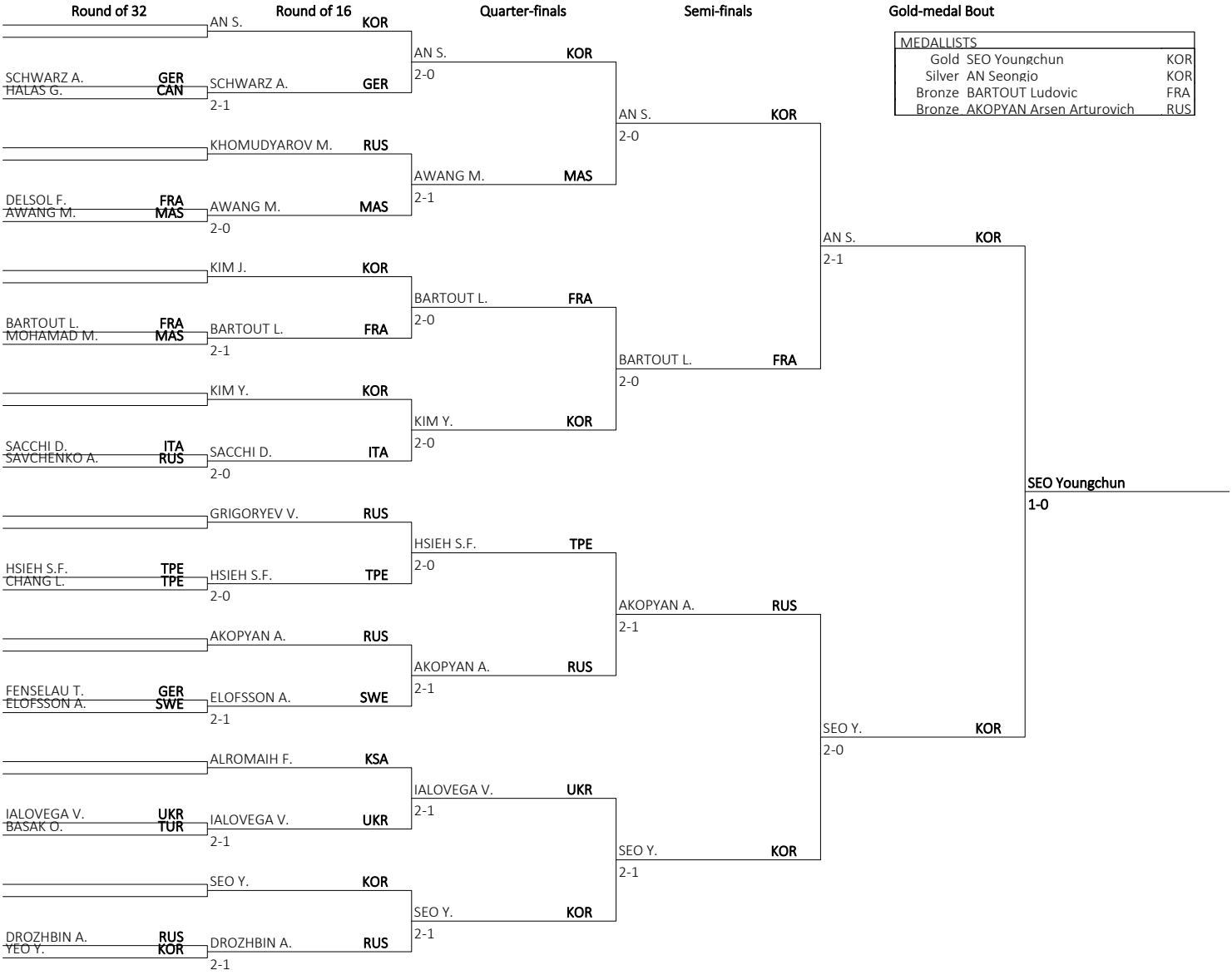

Entry List by Event

NOC	Name	Date of Birth
AUS - Australia	BUEHOW Judy	17 JAN 1937
CAN - Canada	CHIN HALAS Lily	22 NOV 1962
	ZIMMER Patricia Gail	18 MAR 1949
CZE - Czech Republic	JANOSCOVA Katerina	22 SEP 1977
	KLOFACOVA Katerina	10 APR 1979
	KUCABOVA Lenka	17 OCT 1983
	MALEROVA Pavlina	1 AUG 1966
	VOHRYZKOVA Dasa	29 MAY 1960
DEN - Denmark	BRINK Sabine	1 MAY 1977
ESP - Spain	GIMENO PEREZ Maria Rosario	7 OCT 1971
	GONZALEZ ALVAREZ Rosa Marta	25 APR 1973
	MOLINA LOPEZ Serafina	18 DEC 1965
EST - Estonia	HAGA Eli	7 APR 1975
	LUIK Sirie	5 MAY 1964
FIN - Finland	LINTULA Satu Kristiina	31 AUG 1969
	SUOMINEN Maarit	15 FEB 1959
GER - Germany	HERBST Madita	25 JUL 1998
	KLINKE Melanie	21 DEC 1982
	RITTER Marina	15 JUN 1989
GHA - Ghana	AGYEKUM Vera	1 JAN 1992
	YIRENKYI Gifty Assor	15 NOV 1987
GRE - Greece	BAISAL Themis	23 MAY 1981
	FERMANI Evgenia	9 SEP 1962
	GKLAVA Maria	20 JAN 1978
	IOANNIDI Christina	24 MAY 1972
	KARAPASIA Chrysi	27 JAN 1967
	MITSIKA Evangelia	11 NOV 1964
HKG - Hong Kong	CHUNG Pui Kei	6 JUL 1981
	HO Pui Man	4 OCT 1977
	IP Wing Yee	27 JUL 1969
	WONG Wing Sum	27 DEC 1989
ITA - Italy	FODERA Benedetta	16 SEP 1967
	MAIALE Anna	16 JUN 1962
	TIRELLI Maria	20 MAY 1961
	TORRISI Giuseppa	16 SEP 1963
	VENTO Monica	13 MAR 1963
KOR - Korea	CHO Sanghee	4 FEB 1972
	CHOI Seonkyeong	10 JUN 1973

Entry List by Event

NOC	Name	Date of Birth
	KIM Jieun	15 JUN 1976
	KIM Taisoon	2 AUG 1966
	LEE Chanmi	26 DEC 1988
	PARK Sunok	5 MAR 1979
LAT - Latvia	VAIVADE Liva	9 FEB 1994
	VALDMANE Anita	23 AUG 1992
NOR - Norway	LORENTZEN Ine	15 JUN 1960
RUS - Russia	KORABLINOVA Nadezda Georgievna	25 APR 1986
	LOTINA Olga Valeryevna	5 NOV 1986
	MAKAROVA Daria Andreevna	20 JAN 1995
	MAKAROVA Marina Viktorovna	11 OCT 1982
	PARITS Dina Viktorovna	27 DEC 1982
	ZHURAVLEVA Svetlana Dmitrievna	6 NOV 1991
SIN - Singapore	QUEK Hwee Kimberly	21 JAN 2000
	YOKOYAMA Adelia Naomi	10 MAR 1999
SUI - Switzerland	BUEHLER Brigitte	2 OCT 1963
	TAVAGLIONE Vanessa	20 DEC 1980
TPE - Chinese Taipei	CHANG Yao-Chien	7 OCT 1975
	CHEN I-Miao	21 NOV 1976
	HSUEH Hsiu-Chen	29 DEC 1977
	HUANG Shu-Min	12 NOV 1980
	LIN Ya-Chin	27 OCT 1991
	WANG Yu-Chin	3 JUL 1968
TUR - Turkey	CANPOLAT Zeynep	1 JUN 2000
	GULEN Zehra	23 JUN 1962
	IMAN Melek	3 JUN 1993
	KOCYIGIT Burcu	17 JAN 1993
	KORKMAZ Feride	6 MAR 1972
	MUTLUSOY Sukriye	1 MAR 1998
UKR - Ukraine	BOLTOVNINA Olena	27 AUG 1979
	DIACHENKO Alla	9 APR 1983
	KOVALCHUK Kateryna	30 SEP 1981
	TRUBINA Lyudmyla	2 JAN 1978
	VELYCHKO Daryna	7 MAY 1987
	ZHUKOVA Anzhelika	16 OCT 1995

Total number of athletes: 73

Results

Rank	Name	NOC	G1	G2	G3	G4	G5	G6	Total	Avg	Diff
1	PARK Sunok	KOR	269	199	166	178	180	255	1247	207.83	0
2	KIM Jieun	KOR	230	209	180	265	201	147	1232	205.33	-15
3	CHOI Seonkyeong	KOR	224	212	174	204	200	183	1197	199.50	-50
4	KIM Taisoon	KOR	194	214	162	187	176	224	1157	192.83	-90
5	PARITS Dina Viktorovna	RUS	181	136	207	191	223	204	1142	190.33	-105
6	CHO Sanghee	KOR	180	170	195	181	187	227	1140	190.00	-107
7	CHEN I-Miao	TPE	175	163	188	205	224	182	1137	189.50	-110
8	QUEK Hwee Kimberly	SIN	172	179	148	194	210	218	1121	186.83	-126
9	LEE Chanmi	KOR	172	201	181	172	180	213	1119	186.50	-128
10	WANG Yu-Chin	TPE	168	223	183	171	170	200	1115	185.83	-132
11	MAKAROVA Marina Viktorovna	RUS	213	180	166	180	190	182	1111	185.17	-136
12	KLINKE Melanie	GER	190	203	176	193	197	147	1106	184.33	-141
13	CHANG Yao-Chien	TPE	145	175	191	191	223	180	1105	184.17	-142
14	YOKOYAMA Adelia Naomi	SIN	192	141	224	150	178	215	1100	183.33	-147
15	MALEROVA Pavlina	CZE	168	159	174	205	212	179	1097	182.83	-150
16	FERMANI Evgenia	GRE	180	175	191	177	199	174	1096	182.67	-151
17	VAIVADE Liva	LAT	190	171	199	220	145	166	1091	181.83	-156
18	HUANG Shu-Min	TPE	162	171	202	189	172	189	1085	180.83	-162
19	LORENTZEN Ine	NOR	187	162	175	168	202	188	1082	180.33	-165
20	KORABLINOVA Nadezda Georgievna	RUS	211	160	182	185	172	169	1079	179.83	-168
21	BUEHLER Brigitte	SUI	155	162	203	178	195	183	1076	179.33	-171
22	KOVALCHUK Kateryna	UKR	185	202	159	190	137	195	1068	178.00	-179
23	JANOSCOVA Katerina	CZE	168	152	179	212	198	157	1066	177.67	-181
24	MAKAROVA Daria Andreevna	RUS	219	154	153	199	180	160	1065	177.50	-182
25	LOTINA Olga Valeryevna	RUS	157	161	190	222	166	163	1059	176.50	-188
26	HSUEH Hsiu-Chen	TPE	145	155	206	190	205	158	1059	176.50	-188
27	FODERA Benedetta	ITA	198	147	209	139	184	176	1053	175.50	-194
28	ZHURAVLEVA Svetlana Dmitrievna	RUS	169	197	183	168	181	153	1051	175.17	-196
29	ZHUKOVA Anzhelika	UKR	164	148	189	221	168	160	1050	175.00	-197
30	BAISAL Themis	GRE	192	136	188	180	192	154	1042	173.67	-205
31	VALDMANE Anita	LAT	158	183	169	189	183	153	1035	172.50	-212
32	TIRELLI Maria	ITA	143	160	139	179	212	182	1015	169.17	-232
33	TORRISI Giuseppa	ITA	165	156	179	202	137	171	1010	168.33	-237
34	GIMENO PEREZ Maria Rosario	ESP	190	170	166	127	190	167	1010	168.33	-237
35	LINTULA Satu Kristiina	FIN	157	135	182	169	152	213	1008	168.00	-239
36	BOLTOVNINA Olena	UKR	189	152	123	177	194	172	1007	167.83	-240
37	VELYCHKO Daryna	UKR	135	200	189	153	167	158	1002	167.00	-245
38	LIN Ya-Chin	TPE	168	153	182	159	172	167	1001	166.83	-246
39	SUOMINEN Maarit	FIN	168	185	179	173	126	168	999	166.50	-248
40	DIACHENKO Alla	UKR	156	150	170	172	169	180	997	166.17	-250
41	VENTO Monica	ITA	159	153	187	172	144	164	979	163.17	-268
42	HAGA Eli	EST	188	147	132	169	164	175	975	162.50	-272
43	KLOFACOVA Katerina	CZE	176	174	140	178	137	161	966	161.00	-281
44	TRUBINA Lyudmyla	UKR	157	164	200	133	171	138	963	160.50	-284

Results

Rank	Name	NOC	G1	G2	G3	G4	G5	G6	Total	Avg	Diff
45	IOANNIDI Christina	GRE	118	196	181	155	137	153	940	156.67	-307
46	RITTER Marina	GER	143	150	152	164	149	182	940	156.67	-307
47	KARAPASIA Chrysi	GRE	199	139	151	157	132	150	928	154.67	-319
48	MOLINA LOPEZ Serafina	ESP	151	184	170	145	120	152	922	153.67	-325
49	CHIN HALAS Lily	CAN	196	156	125	138	129	159	903	150.50	-344
50	ZIMMER Patricia Gail	CAN	147	145	135	163	165	147	902	150.33	-345
51	GKLAVA Maria	GRE	145	153	164	149	143	145	899	149.83	-348
52	WONG Wing Sum	HKG	161	152	152	134	152	139	890	148.33	-357
53	LUIK Sirie	EST	140	132	170	136	152	156	886	147.67	-361
54	GULEN Zehra	TUR	147	182	139	115	165	137	885	147.50	-362
55	IP Wing Yee	HKG	154	168	156	131	163	112	884	147.33	-363
56	BRINK Sabine	DEN	151	152	171	136	142	129	881	146.83	-366
57	MITSIKA Evangelia	GRE	150	143	140	168	126	150	877	146.17	-370
58	MAIALE Anna	ITA	101	141	128	183	156	159	868	144.67	-379
59	VOHRYZKOVA Dasa	CZE	123	87	158	171	200	126	865	144.17	-382
60	CANPOLAT Zeynep	TUR	146	141	143	152	136	146	864	144.00	-383
61	TAVAGLIONE Vanessa	SUI	160	110	148	112	166	156	852	142.00	-395
62	GONZALEZ ALVAREZ Rosa Marta	ESP	115	139	135	144	148	144	825	137.50	-422
63	BUEHOW Judy	AUS	143	152	123	151	121	123	813	135.50	-434
64	IMAN Melek	TUR	95	119	184	134	103	176	811	135.17	-436
65	HERBST Madita	GER	128	120	121	155	158	125	807	134.50	-440
66	KOCYIGIT Burcu	TUR	116	106	135	147	161	137	802	133.67	-445
67	KORKMAZ Feride	TUR	142	133	140	102	111	162	790	131.67	-457
68	KUCABOVA Lenka	CZE	147	139	135	115	127	126	789	131.50	-458
69	CHUNG Pui Kei	HKG	162	120	89	130	135	128	764	127.33	-483
70	MUTLUSOY Sukriye	TUR	108	104	136	119	108	123	698	116.33	-549
71	HO Pui Man	HKG	121	96	98	144	122	113	694	115.67	-553

LEGEND
RET Retired **T** Two or more players share the same rank **WD** WithDrawn

Results

Rank	Name	NOC	G1	G2	G3	Total	Avg	Diff
1	PARK Sunok	KOR	192	195	214	2	0.67	0
2	KIM Taisoon	KOR	157	216	152	1	0.33	-1

LEGEND
RET Retired **T** Two or more players share the same rank **WD** WithDrawn

Results

Rank	Name	NOC	G1	G2	G3	Total	Avg	Diff
1	KIM Jieun	KOR	205	202	0	2	1.00	0
2	CHOI Seonkyeong	KOR	190	201	0	0	0.00	-2

LEGEND
RET Retired **T** Two or more players share the same rank **WD** WithDrawn

Results

Rank	Name	NOC	G1	Total	Avg	Diff
1	PARK Sunok	KOR	183	183	1.00	0
2	KIM Jieun	KOR	170	170	0.00	-1

LEGEND
RET Retired **T** Two or more players share the same rank **WD** WithDrawn

Entry List by Event

NOC	Name	Date of Birth
AUS - Australia	BUEHOW Judy	17 JAN 1937
CAN - Canada	CHIN HALAS Lily	22 NOV 1962
	ZIMMER Patricia Gail	18 MAR 1949
CZE - Czech Republic	JANOSCOVA Katerina	22 SEP 1977
	KLOFACOVA Katerina	10 APR 1979
	KUCABOVA Lenka	17 OCT 1983
	MALEROVA Pavlina	1 AUG 1966
	VOHRYZKOVA Dasa	29 MAY 1960
DEN - Denmark	BRINK Sabine	1 MAY 1977
ESP - Spain	GIMENO PEREZ Maria Rosario	7 OCT 1971
	GONZALEZ ALVAREZ Rosa Marta	25 APR 1973
	MOLINA LOPEZ Serafina	18 DEC 1965
EST - Estonia	HAGA Eli	7 APR 1975
	LUIK Sirie	5 MAY 1964
FIN - Finland	LINTULA Satu Kristiina	31 AUG 1969
	SUOMINEN Maarit	15 FEB 1959
GER - Germany	HERBST Madita	25 JUL 1998
	KLINKE Melanie	21 DEC 1982
	RITTER Marina	15 JUN 1989
GRE - Greece	BAISAL Themis	23 MAY 1981
	FERMANI Evgenia	9 SEP 1962
	GKLAVA Maria	20 JAN 1978
	IOANNIDI Christina	24 MAY 1972
	KARAPASIA Chrysi	27 JAN 1967
	MITSIKA Evangelia	11 NOV 1964
HKG - Hong Kong	CHUNG Pui Kei	6 JUL 1981
	HO Pui Man	4 OCT 1977
	IP Wing Yee	27 JUL 1969
	WONG Wing Sum	27 DEC 1989
ITA - Italy	FODERA Benedetta	16 SEP 1967
	MAIALE Anna	16 JUN 1962
	TIRELLI Maria	20 MAY 1961
	TORRISI Giuseppa	16 SEP 1963
	VENTO Monica	13 MAR 1963
KOR - Korea	CHO Sanghee	4 FEB 1972
	CHOI Seonkyeong	10 JUN 1973
	KIM Jieun	15 JUN 1976
	KIM Taisoon	2 AUG 1966

Entry List by Event

NOC	Name	Date of Birth
	LEE Chanmi	26 DEC 1988
	PARK Sunok	5 MAR 1979
LAT - Latvia	VAIVADE Liva	9 FEB 1994
	VALDMANE Anita	23 AUG 1992
NOR - Norway	LORENTZEN Ine	15 JUN 1960
RUS - Russia	KORABLINOVA Nadezda Georgievna	25 APR 1986
	LOTINA Olga Valeryevna	5 NOV 1986
	MAKAROVA Daria Andreevna	20 JAN 1995
	MAKAROVA Marina Viktorovna	11 OCT 1982
	PARITS Dina Viktorovna	27 DEC 1982
	ZHURAVLEVA Svetlana Dmitrievna	6 NOV 1991
SIN - Singapore	QUEK Hwee Kimberly	21 JAN 2000
	YOKOYAMA Adelia Naomi	10 MAR 1999
SUI - Switzerland	BUEHLER Brigitte	2 OCT 1963
	TAVAGLIONE Vanessa	20 DEC 1980
TPE - Chinese Taipei	CHANG Yao-Chien	7 OCT 1975
	CHEN I-Miao	21 NOV 1976
	HSUEH Hsiu-Chen	29 DEC 1977
	HUANG Shu-Min	12 NOV 1980
	LIN Ya-Chin	27 OCT 1991
	WANG Yu-Chin	3 JUL 1968
TUR - Turkey	CANPOLAT Zeynep	1 JUN 2000
	GULEN Zehra	23 JUN 1962
	IMAN Melek	3 JUN 1993
	KOCYIGIT Burcu	17 JAN 1993
	KORKMAZ Feride	6 MAR 1972
	MUTLUSOY Sukriye	1 MAR 1998
UKR - Ukraine	BOLTOVNINA Olena	27 AUG 1979
	DIACHENKO Alla	9 APR 1983
	KOVALCHUK Kateryna	30 SEP 1981
	TRUBINA Lyudmyla	2 JAN 1978
	VELYCHKO Daryna	7 MAY 1987
	ZHUKOVA Anzhelika	16 OCT 1995

Total number of athletes: 71

Results

Rank	Name	NOC	G1	G2	G3	G4	G5	G6	Total	Avg	Diff
1	KOREA 2	KOR	431	401	405	344	414	433	2428	404.67	0
	KIM Jieun		243	211	202	172	223	210	1261	210.17	
	KIM Taisoon		188	190	203	172	191	223	1167	194.50	
2	RUSSIA 1	RUS	439	395	470	411	365	335	2415	402.50	-13
	KORABLINOVA Nadezda Georgievna		224	210	223	200	160	166	1183	197.17	
	LOTINA Olga Valeryevna		215	185	247	211	205	169	1232	205.33	
3	KOREA 3	KOR	404	372	366	398	375	406	2321	386.83	-107
	LEE Chanmi		168	199	152	168	186	184	1057	176.17	
	PARK Sunok		236	173	214	230	189	222	1264	210.67	
4	CHINESE TAIPEI 2	TPE	347	409	387	365	361	348	2217	369.50	-211
	HSUEH Hsiu-Chen		148	212	190	179	192	182	1103	183.83	
	LIN Ya-Chin		199	197	197	186	169	166	1114	185.67	
5	SINGAPORE	SIN	372	366	343	387	375	349	2192	365.33	-236
	QUEK Hwee Kimberly		224	184	165	214	193	170	1150	191.67	
	YOKOYAMA Adelia Naomi		148	182	178	173	182	179	1042	173.67	
6	KOREA 1	KOR	339	407	336	344	319	436	2181	363.50	-247
	CHOI Seonkyeong		168	219	161	181	169	245	1143	190.50	
	CHO Sanghee		171	188	175	163	150	191	1038	173.00	
7	LATVIA	LAT	340	381	374	325	356	400	2176	362.67	-252
	VAIVADE Liva		150	189	158	151	188	205	1041	173.50	
	VALDMANE Anita		190	192	216	174	168	195	1135	189.17	
8	CHINESE TAIPEI 1	TPE	346	379	359	347	345	360	2136	356.00	-292
	CHANG Yao-Chien		211	191	190	184	169	161	1106	184.33	
	WANG Yu-Chin		135	188	169	163	176	199	1030	171.67	
9	UKRAINE 1	UKR	354	326	405	385	332	328	2130	355.00	-298
	DIACHENKO Alla		197	149	183	196	193	189	1107	184.50	
	VELYCHKO Daryna		157	177	222	189	139	139	1023	170.50	
10	RUSSIA 3	RUS	357	322	326	349	361	411	2126	354.33	-302
	MAKAROVA Marina Viktorovna		167	168	159	157	183	189	1023	170.50	
	ZHURAVLEVA Svetlana Dmitrievna		190	154	167	192	178	222	1103	183.83	
11	RUSSIA 2	RUS	312	339	357	338	400	376	2122	353.67	-306
	MAKAROVA Daria Andreevna		157	144	185	179	204	194	1063	177.17	
	PARITS Dina Viktorovna		155	195	172	159	196	182	1059	176.50	
12	ITALY 2	ITA	328	389	337	330	373	364	2121	353.50	-307
	FODERA Benedetta		162	199	189	150	172	143	1015	169.17	
	TIRELLI Maria		166	190	148	180	201	221	1106	184.33	
13	CHINESE TAIPEI 3	TPE	383	409	351	345	292	308	2088	348.00	-340
	CHEN I-Miao		188	219	159	171	143	173	1053	175.50	
	HUANG Shu-Min		195	190	192	174	149	135	1035	172.50	
14	UKRAINE 3	UKR	358	370	351	325	369	312	2085	347.50	-343
	BOLTOVNINA Olena		178	155	171	155	203	142	1004	167.33	
	TRUBINA Lyudmyla		180	215	180	170	166	170	1081	180.17	
15	CZECH REPUBLIC 1	CZE	306	365	354	302	410	327	2064	344.00	-364
	KLOFACOVA Katerina		141	175	190	151	210	149	1016	169.33	

Results

Rank	Name	NOC	G1	G2	G3	G4	G5	G6	Total	Avg	Diff
	MALEROVA Pavlina		165	190	164	151	200	178	1048	174.67	
16	GREECE 2	GRE	365	338	334	354	369	271	2031	338.50	-397
	FERMANI Evgenia		211	178	185	195	196	138	1103	183.83	
	IOANNIDI Christina		154	160	149	159	173	133	928	154.67	
17	SWITZERLAND	SUI	319	362	330	324	348	340	2023	337.17	-405
	BUEHLER Brigitte		185	201	170	142	173	186	1057	176.17	
	TAVAGLIONE Vanessa		134	161	160	182	175	154	966	161.00	
18	ITALY 1	ITA	303	405	340	368	330	257	2003	333.83	-425
	TORRISI Giuseppa		144	182	168	170	158	138	960	160.00	
	VENTO Monica		159	223	172	198	172	119	1043	173.83	
19	FINLAND	FIN	339	264	346	345	368	337	1999	333.17	-429
	LINTULA Satu Kristiina		172	120	188	192	190	167	1029	171.50	
	SUOMINEN Maarit		167	144	158	153	178	170	970	161.67	
20	GERMANY 1	GER	321	337	318	277	414	321	1988	331.33	-440
	KLINKE Melanie		163	159	190	168	215	169	1064	177.33	
	RITTER Marina		158	178	128	109	199	152	924	154.00	
21	UKRAINE 2	UKR	372	291	309	340	316	360	1988	331.33	-440
	KOVALCHUK Kateryna		235	160	157	175	202	178	1107	184.50	
	ZHUKOVA Anzhelika		137	131	152	165	114	182	881	146.83	
22	CZECH REPUBLIC 2	CZE	364	279	332	354	338	317	1984	330.67	-444
	JANOSCOVA Katerina		245	169	185	213	196	171	1179	196.50	
	KUCABOVA Lenka		119	110	147	141	142	146	805	134.17	
23	ESTONIA	EST	358	301	318	377	297	322	1973	328.83	-455
	HAGA Eli		181	137	182	201	145	178	1024	170.67	
	LUIK Sirie		177	164	136	176	152	144	949	158.17	
24	GREECE 1	GRE	320	311	331	311	361	295	1929	321.50	-499
	BAISAL Themis		168	147	171	157	212	158	1013	168.83	
	KARAPASIA Chrysi		152	164	160	154	149	137	916	152.67	
25	HONG KONG 1	HKG	244	272	335	362	335	344	1892	315.33	-536
	IP Wing Yee		116	166	176	191	223	178	1050	175.00	
	WONG Wing Sum		128	106	159	171	112	166	842	140.33	
26	GREECE 3	GRE	247	317	313	309	277	341	1804	300.67	-624
	GKLAVA Maria		118	170	157	161	175	130	911	151.83	
	MITSIKA Evangelia		129	147	156	148	102	211	893	148.83	
27	SPAIN 1	ESP	267	354	273	304	288	303	1789	298.17	-639
	GIMENO PEREZ Maria Rosario		131	192	121	192	145	144	925	154.17	
	MOLINA LOPEZ Serafina		136	162	152	112	143	159	864	144.00	
28	CANADA	CAN	297	300	326	273	292	280	1768	294.67	-660
	CHIN HALAS Lily		153	164	163	135	139	134	888	148.00	
	ZIMMER Patricia Gail		144	136	163	138	153	146	880	146.67	
29	TURKEY 1	TUR	283	262	304	250	285	284	1668	278.00	-760
	GULEN Zehra		143	111	128	167	166	158	873	145.50	
	KORKMAZ Feride		140	151	176	83	119	126	795	132.50	
30	HONG KONG 2	HKG	264	303	214	306	279	260	1626	271.00	-802

Results

Rank	Name	NOC	G1	G2	G3	G4	G5	G6	Total	Avg	Diff
	CHUNG Pui Kei		121	163	100	155	129	126	794	132.33	
	HO Pui Man		143	140	114	151	150	134	832	138.67	
31	TURKEY 2	TUR	254	231	245	291	235	275	1531	255.17	-897
	CANPOLAT Zeynep		118	135	154	161	118	141	827	137.83	
	IMAN Melek		136	96	91	130	117	134	704	117.33	
32	TURKEY 3	TUR	212	240	291	244	255	264	1506	251.00	-922
	KOCYIGIT Burcu		113	105	164	131	124	124	761	126.83	
	MUTLUSOY Sukriye		99	135	127	113	131	140	745	124.17	
33	NORWAY *	NOR	152	165	154	191	201	187	1050	175.00	-1378
	LORENTZEN Ine		152	165	154	191	201	187	1050	175.00	
34	CZECH REPUBLIC *	CZE	155	168	139	186	160	170	978	163.00	-1450
	VOHRYZKOVA Dasa		155	168	139	186	160	170	978	163.00	
35	ITALY *	ITA	145	127	144	177	157	201	951	158.50	-1477
	MAIALE Anna		145	127	144	177	157	201	951	158.50	
36	SPAIN *	ESP	156	174	135	143	186	150	944	157.33	-1484
	GONZALEZ ALVAREZ Rosa Marta		156	174	135	143	186	150	944	157.33	
37	DENMARK *	DEN	168	146	149	165	156	134	918	153.00	-1510
	BRINK Sabine		168	146	149	165	156	134	918	153.00	
38	GERMANY *	GER	188	120	116	164	158	145	891	148.50	-1537
	HERBST Madita		188	120	116	164	158	145	891	148.50	
39	AUSTRALIA *	AUS	137	130	150	149	123	182	871	145.17	-1557
	BUEHOW Judy		137	130	150	149	123	182	871	145.17	

LEGEND

RET Retired **T** Two or more players share the same rank **WD** WithDrawn

Note: * = VALID ONLY FOR "ALL EVENTS" RANKING

Results

Rank	Name	NOC	G1	G2	G3	Total	Avg	Diff
1	KOREA 2	KOR	419	390	369	2	0.67	0
2	CHINESE TAIPEI 2	TPE	307	391	334	1	0.33	-1

LEGEND
RET Retired **T** Two or more players share the same rank **WD** WithDrawn

Results

Rank	Name	NOC	G1	G2	G3	Total	Avg	Diff
1	RUSSIA 1	RUS	374	400	0	2	1.00	0
2	KOREA 3	KOR	354	368	0	0	0.00	-2

LEGEND
RET Retired **T** Two or more players share the same rank **WD** WithDrawn

Results

Rank	Name	NOC	G1	Total	Avg	Diff
1	RUSSIA 1	RUS	378	1	1.00	0
2	KOREA 2	KOR	357	0	0.00	-1

LEGEND
RET Retired **T** Two or more players share the same rank **WD** WithDrawn

Entry List by Event

NOC	Name	Date of Birth
AUS - Australia	BUEHOW Judy	17 JAN 1937
CAN - Canada	CHIN HALAS Lily	22 NOV 1962
	ZIMMER Patricia Gail	18 MAR 1949
CZE - Czech Republic	JANOSCOVA Katerina	22 SEP 1977
	KLOFACOVA Katerina	10 APR 1979
	KUCABOVA Lenka	17 OCT 1983
	MALEROVA Pavlina	1 AUG 1966
	VOHRYZKOVA Dasa	29 MAY 1960
DEN - Denmark	BRINK Sabine	1 MAY 1977
ESP - Spain	GIMENO PEREZ Maria Rosario	7 OCT 1971
	GONZALEZ ALVAREZ Rosa Marta	25 APR 1973
	MOLINA LOPEZ Serafina	18 DEC 1965
EST - Estonia	HAGA Eli	7 APR 1975
	LUIK Sirie	5 MAY 1964
FIN - Finland	LINTULA Satu Kristiina	31 AUG 1969
	SUOMINEN Maarit	15 FEB 1959
GER - Germany	HERBST Madita	25 JUL 1998
	KLINKE Melanie	21 DEC 1982
	RITTER Marina	15 JUN 1989
GRE - Greece	BAISAL Themis	23 MAY 1981
	FERMANI Evgenia	9 SEP 1962
	GKLAVA Maria	20 JAN 1978
	IOANNIDI Christina	24 MAY 1972
	KARAPASIA Chrysi	27 JAN 1967
	MITSIKA Evangelia	11 NOV 1964
HKG - Hong Kong	CHUNG Pui Kei	6 JUL 1981
	HO Pui Man	4 OCT 1977
	IP Wing Yee	27 JUL 1969
	WONG Wing Sum	27 DEC 1989
ITA - Italy	FODERA Benedetta	16 SEP 1967
	MAIALE Anna	16 JUN 1962
	TIRELLI Maria	20 MAY 1961
	TORRISI Giuseppa	16 SEP 1963
	VENTO Monica	13 MAR 1963
KOR - Korea	CHO Sanghee	4 FEB 1972
	CHOI Seonkyeong	10 JUN 1973
	KIM Jieun	15 JUN 1976
	KIM Taisoon	2 AUG 1966

Entry List by Event

NOC	Name	Date of Birth
	LEE Chanmi	26 DEC 1988
	PARK Sunok	5 MAR 1979
LAT - Latvia	VAIVADE Liva	9 FEB 1994
	VALDMANE Anita	23 AUG 1992
NOR - Norway	LORENTZEN Ine	15 JUN 1960
RUS - Russia	KORABLINOVA Nadezda Georgievna	25 APR 1986
	LOTINA Olga Valeryevna	5 NOV 1986
	MAKAROVA Daria Andreevna	20 JAN 1995
	MAKAROVA Marina Viktorovna	11 OCT 1982
	PARITS Dina Viktorovna	27 DEC 1982
	ZHURAVLEVA Svetlana Dmitrievna	6 NOV 1991
SIN - Singapore	QUEK Hwee Kimberly	21 JAN 2000
	YOKOYAMA Adelia Naomi	10 MAR 1999
SUI - Switzerland	BUEHLER Brigitte	2 OCT 1963
	TAVAGLIONE Vanessa	20 DEC 1980
TPE - Chinese Taipei	CHANG Yao-Chien	7 OCT 1975
	CHEN I-Miao	21 NOV 1976
	HSUEH Hsiu-Chen	29 DEC 1977
	HUANG Shu-Min	12 NOV 1980
	LIN Ya-Chin	27 OCT 1991
	WANG Yu-Chin	3 JUL 1968
TUR - Turkey	CANPOLAT Zeynep	1 JUN 2000
	GULEN Zehra	23 JUN 1962
	IMAN Melek	3 JUN 1993
	KOCYIGIT Burcu	17 JAN 1993
	KORKMAZ Feride	6 MAR 1972
	MUTLUSOY Sukriye	1 MAR 1998
UKR - Ukraine	BOLTOVNINA Olena	27 AUG 1979
	DIACHENKO Alla	9 APR 1983
	KOVALCHUK Kateryna	30 SEP 1981
	TRUBINA Lyudmyla	2 JAN 1978
	VELYCHKO Daryna	7 MAY 1987
	ZHUKOVA Anzhelika	16 OCT 1995

Total number of athletes: 71

Results

Rank	Name	NOC	G1	G2	G3	G4	G5	G6	Total	Avg	Diff
1	**KOREA 1**	KOR	655	595	540	665	510	574	3539	589.83	0
	CHOI Seonkyeong		209	209	145	212	175	178	1128	188.00	
	KIM Jieun		233	190	185	215	163	225	1211	201.83	
	PARK Sunok		213	196	210	238	172	171	1200	200.00	
2	**RUSSIA 1**	RUS	541	624	591	567	606	573	3502	583.67	-37
	KORABLINOVA Nadezda Georgievna		180	166	169	177	216	168	1076	179.33	
	LOTINA Olga Valeryevna		189	243	213	237	188	215	1285	214.17	
	PARITS Dina Viktorovna		172	215	209	153	202	190	1141	190.17	
3	**UKRAINE 1**	UKR	530	580	555	625	530	630	3450	575.00	-89
	DIACHENKO Alla		149	197	169	190	188	197	1090	181.67	
	KOVALCHUK Kateryna		159	173	186	246	174	212	1150	191.67	
	VELYCHKO Daryna		222	210	200	189	168	221	1210	201.67	
4	**KOREA 2**	KOR	598	535	510	529	593	570	3335	555.83	-204
	CHO Sanghee		209	194	156	157	177	182	1075	179.17	
	KIM Taisoon		205	182	199	187	227	201	1201	200.17	
	LEE Chanmi		184	159	155	185	189	187	1059	176.50	
5	**CHINESE TAIPEI 1**	TPE	536	532	513	558	587	516	3242	540.33	-297
	CHANG Yao-Chien		177	172	183	179	226	203	1140	190.00	
	HUANG Shu-Min		204	157	165	201	192	165	1084	180.67	
	WANG Yu-Chin		155	203	165	178	169	148	1018	169.67	
6	**RUSSIA 2**	RUS	484	501	579	527	553	512	3156	526.00	-383
	MAKAROVA Daria Andreevna		142	145	196	204	182	171	1040	173.33	
	MAKAROVA Marina Viktorovna		146	188	177	166	155	166	998	166.33	
	ZHURAVLEVA Svetlana Dmitrievna		196	168	206	157	216	175	1118	186.33	
7	**ITALY 1**	ITA	526	548	580	472	462	557	3145	524.17	-394
	FODERA Benedetta		189	188	214	166	145	170	1072	178.67	
	TIRELLI Maria		144	202	184	143	159	178	1010	168.33	
	VENTO Monica		193	158	182	163	158	209	1063	177.17	
8	**GERMANY 1**	GER	533	485	579	513	480	517	3107	517.83	-432
	HERBST Madita		199	167	170	132	156	168	992	165.33	
	KLINKE Melanie		190	154	188	203	173	203	1111	185.17	
	RITTER Marina		144	164	221	178	151	146	1004	167.33	
9	**CHINESE TAIPEI 2**	TPE	582	453	430	547	591	473	3076	512.67	-463
	CHEN I-Miao		196	127	164	180	204	143	1014	169.00	
	HSUEH Hsiu-Chen		235	162	124	178	200	165	1064	177.33	
	LIN Ya-Chin		151	164	142	189	187	165	998	166.33	
10	**GREECE 1**	GRE	481	519	528	515	471	513	3027	504.50	-512
	BAISAL Themis		179	204	199	172	196	191	1141	190.17	
	FERMANI Evgenia		166	206	162	172	117	160	983	163.83	
	IOANNIDI Christina		136	109	167	171	158	162	903	150.50	
11	**CZECH REPUBLIC 1**	CZE	487	487	502	485	549	458	2968	494.67	-571
	JANOSCOVA Katerina		176	180	152	144	190	177	1019	169.83	
	KLOFACOVA Katerina		160	153	191	182	200	145	1031	171.83	
	MALEROVA Pavlina		151	154	159	159	159	136	918	153.00	

Results

Rank	Name	NOC	G1	G2	G3	G4	G5	G6	Total	Avg	Diff
12	**UKRAINE 2**	UKR	529	478	430	481	487	546	2951	491.83	-588
	BOLTOVNINA Olena		215	124	143	171	166	200	1019	169.83	
	TRUBINA Lyudmyla		155	178	159	188	189	169	1038	173.00	
	ZHUKOVA Anzhelika		159	176	128	122	132	177	894	149.00	
13	**GREECE 2**	GRE	445	495	477	470	437	457	2781	463.50	-758
	GKLAVA Maria		147	160	187	165	163	167	989	164.83	
	KARAPASIA Chrysi		140	172	142	157	130	166	907	151.17	
	MITSIKA Evangelia		158	163	148	148	144	124	885	147.50	
14	**HONG KONG 1**	HKG	468	449	465	421	488	482	2773	462.17	-766
	CHUNG Pui Kei		161	120	140	148	108	125	802	133.67	
	IP Wing Yee		166	190	191	146	197	174	1064	177.33	
	WONG Wing Sum		141	139	134	127	183	183	907	151.17	
15	**SPAIN 1**	ESP	444	497	423	416	400	487	2667	444.50	-872
	GIMENO PEREZ Maria Rosario		139	184	145	156	134	189	947	157.83	
	GONZALEZ ALVAREZ Rosa Marta		156	159	150	150	130	174	919	153.17	
	MOLINA LOPEZ Serafina		149	154	128	110	136	124	801	133.50	
16	**TURKEY 1**	TUR	415	459	404	427	463	433	2601	433.50	-938
	GULEN Zehra		136	169	131	132	199	149	916	152.67	
	KOCYIGIT Burcu		131	126	154	134	127	161	833	138.83	
	KORKMAZ Feride		148	164	119	161	137	123	852	142.00	
17	* **SINGAPORE 1**	SIN	394	360	366	468	391	376	2355	392.50	-1184
	QUEK Hwee Kimberly		201	213	201	244	203	207	1269	211.50	
	YOKOYAMA Adelia Naomi		193	147	165	224	188	169	1086	181.00	
18	**TURKEY 2**	TUR	370	321	417	399	399	350	2256	376.00	-1283
	CANPOLAT Zeynep		121	89	139	125	114	114	702	117.00	
	IMAN Melek		114	81	125	144	116	112	692	115.33	
	MUTLUSOY Sukriye		135	151	153	130	169	124	862	143.67	
19	* **ESTONIA 1**	EST	360	295	362	355	359	328	2059	343.17	-1480
	HAGA Eli		180	154	206	200	221	208	1169	194.83	
	LUIK Sirie		180	141	156	155	138	120	890	148.33	
20	* **LATVIA 1**	LAT	345	325	335	370	352	320	2047	341.17	-1492
	VAIVADE Liva		188	191	164	170	186	165	1064	177.33	
	VALDMANE Anita		157	134	171	200	166	155	983	163.83	
21	* **FINLAND 1**	FIN	342	353	275	370	350	334	2024	337.33	-1515
	LINTULA Satu Kristiina		189	182	137	207	184	185	1084	180.67	
	SUOMINEN Maarit		153	171	138	163	166	149	940	156.67	
22	* **ITALY 2**	ITA	300	297	344	332	329	332	1934	322.33	-1605
	MAIALE Anna		115	171	149	145	166	143	889	148.17	
	TORRISI Giuseppa		185	126	195	187	163	189	1045	174.17	
23	* **CANADA 1**	CAN	334	288	292	333	283	346	1876	312.67	-1663
	CHIN HALAS Lily		200	153	133	186	166	168	1006	167.67	
	ZIMMER Patricia Gail		134	135	159	147	117	178	870	145.00	
24	* **CZECH REPUBLIC 2**	CZE	314	306	314	239	265	293	1731	288.50	-1808
	KUCABOVA Lenka		140	150	150	113	144	159	856	142.67	

Results

Rank	Name	NOC	G1	G2	G3	G4	G5	G6	Total	Avg	Diff
	VOHRYZKOVA Dasa		174	156	164	126	121	134	875	145.83	
25	* **SWITZERLAND 2**	SUI	165	207	177	175	158	171	1053	175.50	-2486
	BUEHLER Brigitte		165	207	177	175	158	171	1053	175.50	
26	* **NORWAY 1**	NOR	246	171	194	155	122	161	1049	174.83	-2490
	LORENTZEN Ine		246	171	194	155	122	161	1049	174.83	
27	* **SWITZERLAND 1**	SUI	149	152	142	138	178	178	937	156.17	-2602
	TAVAGLIONE Vanessa		149	152	142	138	178	178	937	156.17	
28	* **DENMARK 1**	DEN	144	137	150	145	144	157	877	146.17	-2662
	BRINK Sabine		144	137	150	145	144	157	877	146.17	
29	* **AUSTRALIA 1**	AUS	169	140	137	133	141	156	876	146.00	-2663
	BUEHOW Judy		169	140	137	133	141	156	876	146.00	
30	* **HONG KONG 2**	HKG	142	130	114	117	137	130	770	128.33	-2769
	HO Pui Man		142	130	114	117	137	130	770	128.33	

LEGEND
RET Retired **T** Two or more players share the same rank **WD** WithDrawn

Results

Rank	Name	NOC	G1	G2	G3	Total	Avg	Diff
1	KOREA 2	KOR	526	617	614	2	0.67	0
2	KOREA 1	KOR	633	605	583	1	0.33	-1

LEGEND
RET Retired **T** Two or more players share the same rank **WD** WithDrawn

Note: * = COMPETE ONLY FOR "ALL EVENTS" RANKING

Results

Rank	Name	NOC	G1	G2	G3	Total	Avg	Diff
1	UKRAINE 1	UKR	493	554	659	2	0.67	0
2	RUSSIA 1	RUS	632	533	576	1	0.33	-1

LEGEND
RET Retired **T** Two or more players share the same rank **WD** WithDrawn

Results

Rank	Name	NOC	G1	Total	Avg	Diff
1	UKRAINE 1	UKR	578	1	1.00	0
2	KOREA 2	KOR	527	0	0.00	-1

LEGEND
RET Retired **T** Two or more players share the same rank **WD** WithDrawn

Results

Rank	Name	NOC	G1	G2	G3	G4	G5	G6	Total	Avg	Diff
1	**KOREA**	KOR	1177	1143	1200	1200	1216	1191	6008	1187.83	0
	CHOI Seonkyeong		164	160	220	192	202	233	1171	195.17	
	CHO Sanghee		173	204	212	157	184	189	1119	186.50	
	KIM Jieun		198	184	198	213	299	191	1283	213.83	
	KIM Taisoon		226	182	165	181	143	179	1076	179.33	
	LEE Chanmi		191	206	201	267	188	196	1249	208.17	
	PARK Sunok		225	207	204	190	200	203	1229	204.83	
2	**RUSSIA**	RUS	1175	1109	1136	1228	1055	1137	5781	1140.00	-287
	KORABLINOVA Nadezda Georgievna		171	185	195	180	181	222	1134	189.00	
	LOTINA Olga Valeryevna		199	231	219	183	244	183	1259	209.83	
	MAKAROVA Daria Andreevna **		202	171	168	210	159	178	1088	181.33	
	MAKAROVA Marina Viktorovna		148	186	178	201	155	158	1026	171.00	
	PARITS Dina Viktorovna		231	172	192	245	158	196	1194	199.00	
	ZHURAVLEVA Svetlana Dmitrievna		224	164	184	209	158	200	1139	189.83	
3	**CHINESE TAIPEI**	TPE	1045	1091	1059	1040	1276	1033	5505	1090.67	-583
	CHANG Yao-Chien		225	184	150	203	236	158	1156	192.67	
	CHEN I-Miao		128	119	233	143	224	159	1006	167.67	
	HSUEH Hsiu-Chen		214	236	141	224	191	173	1179	196.50	
	HUANG Shu-Min **		159	193	158	147	211	184	1052	175.33	
	LIN Ya-Chin		153	178	182	146	191	184	1034	172.33	
	WANG Yu-Chin		166	181	195	177	223	175	1117	186.17	
4	**UKRAINE**	UKR	995	1139	1023	1034	1046	1023	5252	1043.33	-867
	BOLTOVNINA Olena		169	175	170	200	196	170	1080	180.00	
	DIACHENKO Alla		177	170	211	177	205	176	1116	186.00	
	KOVALCHUK Kateryna		182	221	173	141	135	158	1010	168.33	
	TRUBINA Lyudmyla		143	192	185	189	155	141	1005	167.50	
	VELYCHKO Daryna		165	187	146	160	155	202	1015	169.17	
	ZHUKOVA Anzhelika		159	194	138	167	200	176	1034	172.33	
5	**CZECH REPUBLIC**	CZE	726	832	872	843	850	828	4951	825.17	-2176
	JANOSCOVA Katerina		134	182	197	172	184	213	1082	180.33	
	KLOFACOVA Katerina		150	174	203	187	179	167	1060	176.67	
	KUCABOVA Lenka		128	168	131	103	143	144	817	136.17	
	MALEROVA Pavlina		149	163	193	202	164	160	1031	171.83	
	VOHRYZKOVA Dasa		165	145	148	179	180	144	961	160.17	
6	**ITALY**	ITA	805	820	849	794	845	775	4888	814.67	-2239
	FODERA Benedetta		164	151	199	149	163	160	986	164.33	
	MAIALE Anna		135	137	136	187	144	127	866	144.33	
	TIRELLI Maria		196	210	174	140	185	180	1085	180.83	
	TORRISI Giuseppa		162	161	177	171	191	155	1017	169.50	
	VENTO Monica		148	161	163	147	162	153	934	155.67	
7	**GREECE**	GRE	887	959	994	986	1021	927	4869	962.33	-1353
	BAISAL Themis		187	181	232	200	190	156	1146	191.00	
	FERMANI Evgenia		171	188	137	139	170	171	976	162.67	
	GKLAVA Maria		126	166	155	152	163	150	912	152.00	

Results

Rank	Name	NOC	G1	G2	G3	G4	G5	G6	Total	Avg	Diff
	IOANNIDI Christina		122	175	167	142	187	142	935	155.83	
	KARAPASIA Chrysi		129	112	169	188	149	153	900	150.00	
	MITSIKA Evangelia		152	137	134	165	162	155	905	150.83	
8	**TURKEY**	TUR	840	729	809	770	823	702	3941	778.83	-2454
	CANPOLAT Zeynep		135	129	160	131	133	123	811	135.17	
	GULEN Zehra		155	114	136	161	139	123	828	138.00	
	IMAN Melek		103	94	101	97	110	87	592	98.67	
	KOCYIGIT Burcu		159	144	135	128	152	124	842	140.33	
	KORKMAZ Feride		126	104	140	147	141	128	786	131.00	
	MUTLUSOY Sukriye		162	144	137	106	148	117	814	135.67	
9	**HONG KONG 1**	HKG	595	544	548	586	565	558	3396	566.00	-3731
	CHUNG Pui Kei		116	142	118	147	137	129	789	131.50	
	HO Pui Man		177	131	112	129	107	125	781	130.17	
	IP Wing Yee		162	139	158	171	170	155	955	159.17	
	WONG Wing Sum		140	132	160	139	151	149	871	145.17	
10	**FINLAND 1**	FIN	185	189	188	212	184	189	1147	191.17	-5980
	LINTULA Satu Kristiina		185	189	188	212	184	189	1147	191.17	
11	**LATVIA 1**	LAT	170	207	221	166	180	184	1128	188.00	-5999
	VAIVADE Liva		170	207	221	166	180	184	1128	188.00	
12	**SINGAPORE 1**	SIN	181	244	195	137	191	164	1112	185.33	-6015
	QUEK Hwee Kimberly		181	244	195	137	191	164	1112	185.33	
13	**GERMANY 3**	GER	174	147	185	181	172	243	1102	183.67	-6025
	RITTER Marina		174	147	185	181	172	243	1102	183.67	
14	**CANADA 1**	CAN	167	166	170	212	185	190	1090	181.67	-6037
	CHIN HALAS Lily		167	166	170	212	185	190	1090	181.67	
15	**GERMANY 2**	GER	222	171	134	158	224	177	1086	181.00	-6041
	KLINKE Melanie		222	171	134	158	224	177	1086	181.00	
16	**SINGAPORE 2**	SIN	164	194	162	174	162	183	1039	173.17	-6088
	YOKOYAMA Adelia Naomi		164	194	162	174	162	183	1039	173.17	
17	**SWITZERLAND 1**	SUI	170	170	153	178	185	168	1024	170.67	-6103
	BUEHLER Brigitte		170	170	153	178	185	168	1024	170.67	
18	**ESTONIA 1**	EST	196	159	149	181	145	140	970	161.67	-6157
	HAGA Eli		196	159	149	181	145	140	970	161.67	
19	**SPAIN 1**	ESP	156	180	169	148	150	143	946	157.67	-6181
	GIMENO PEREZ Maria Rosario		156	180	169	148	150	143	946	157.67	
20	**ESTONIA 2**	EST	193	149	137	159	135	172	945	157.50	-6182
	LUIK Sirie		193	149	137	159	135	172	945	157.50	
21	**FINLAND 2**	FIN	128	142	143	170	190	165	938	156.33	-6189
	SUOMINEN Maarit		128	142	143	170	190	165	938	156.33	
22	**LATVIA 2**	LAT	136	201	154	154	130	159	934	155.67	-6193
	VALDMANE Anita		136	201	154	154	130	159	934	155.67	
23	**DENMARK 1**	DEN	175	139	168	148	142	162	934	155.67	-6193
	BRINK Sabine		175	139	168	148	142	162	934	155.67	
24	**AUSTRALIA 1**	AUS	146	187	137	167	130	162	929	154.83	-6198

Results

Rank	Name	NOC	G1	G2	G3	G4	G5	G6	Total	Avg	Diff
	BUEHOW Judy		146	187	137	167	130	162	929	154.83	
25	**NORWAY 1**	NOR	163	168	153	169	120	156	929	154.83	-6198
	LORENTZEN Ine		163	168	153	169	120	156	929	154.83	
26	**GERMANY 1**	GER	143	156	151	153	138	167	908	151.33	-6219
	HERBST Madita		143	156	151	153	138	167	908	151.33	
27	**SPAIN 2**	ESP	157	159	145	138	179	115	893	148.83	-6234
	GONZALEZ ALVAREZ Rosa Marta		157	159	145	138	179	115	893	148.83	
28	**CANADA 2**	CAN	162	113	126	135	130	169	835	139.17	-6292
	ZIMMER Patricia Gail		162	113	126	135	130	169	835	139.17	
29	**SPAIN 3**	ESP	166	171	106	152	127	105	827	137.83	-6300
	MOLINA LOPEZ Serafina		166	171	106	152	127	105	827	137.83	
30	**SWITZERLAND 2**	SUI	145	123	146	135	149	128	826	137.67	-6301
	TAVAGLIONE Vanessa		145	123	146	135	149	128	826	137.67	

LEGEND
RET Retired **T** Two or more players share the same rank **WD** WithDrawn

Results

Rank	Name	NOC	G1	G2	G3	G4	Total	Avg	Diff
1	KIM Jieun	KOR	1232	1261	1211	1283	4987	207.79	0
2	PARK Sunok	KOR	1247	1264	1200	1229	4940	205.83	-47
3	LOTINA Olga Valeryevna	RUS	1059	1232	1285	1259	4835	201.46	-152
4	QUEK Hwee Kimberly	SIN	1121	1150	1269	1112	4652	193.83	-335
5	CHOI Seonkyeong	KOR	1197	1143	1128	1171	4639	193.29	-348
6	KIM Taisoon	KOR	1157	1167	1201	1076	4601	191.71	-386
7	PARITS Dina Viktorovna	RUS	1142	1059	1141	1194	4536	189.00	-451
8	CHANG Yao-Chien	TPE	1105	1106	1140	1156	4507	187.79	-480
9	LEE Chanmi	KOR	1119	1057	1059	1249	4484	186.83	-503
10	KORABLINOVA Nadezda Georgievna	RUS	1079	1183	1076	1134	4472	186.33	-515
11	ZHURAVLEVA Svetlana Dmitrievna	RUS	1051	1103	1118	1139	4411	183.79	-576
12	HSUEH Hsiu-Chen	TPE	1059	1103	1064	1179	4405	183.54	-582
13	CHO Sanghee	KOR	1140	1038	1075	1119	4372	182.17	-615
14	KLINKE Melanie	GER	1106	1064	1111	1086	4367	181.96	-620
15	JANOSCOVA Katerina	CZE	1066	1179	1019	1082	4346	181.08	-641
16	BAISAL Themis	GRE	1042	1013	1141	1146	4342	180.92	-645
17	KOVALCHUK Kateryna	UKR	1068	1107	1150	1010	4335	180.63	-652
18	VAIVADE Liva	LAT	1091	1041	1064	1128	4324	180.17	-663
19	DIACHENKO Alla	UKR	997	1107	1090	1116	4310	179.58	-677
20	WANG Yu-Chin	TPE	1115	1030	1018	1117	4280	178.33	-707
21	LINTULA Satu Kristiina	FIN	1008	1029	1084	1147	4268	177.83	-719
22	YOKOYAMA Adelia Naomi	SIN	1100	1042	1086	1039	4267	177.79	-720
23	MAKAROVA Daria Andreevna **	RUS	1065	1063	1040	1088	4256	177.33	-731
24	HUANG Shu-Min **	TPE	1085	1035	1084	1052	4256	177.33	-731
25	VELYCHKO Daryna	UKR	1002	1023	1210	1015	4250	177.08	-737
26	TIRELLI Maria	ITA	1015	1106	1010	1085	4216	175.67	-771
27	CHEN I-Miao	TPE	1137	1053	1014	1006	4210	175.42	-777
28	BUEHLER Brigitte	SUI	1076	1057	1053	1024	4210	175.42	-777
29	MAKAROVA Marina Viktorovna	RUS	1111	1023	998	1026	4158	173.25	-829
30	FERMANI Evgenia	GRE	1096	1103	983	976	4158	173.25	-829
31	LIN Ya-Chin	TPE	1001	1114	998	1034	4147	172.79	-840
32	HAGA Eli	EST	975	1024	1169	970	4138	172.42	-849
33	FODERA Benedetta	ITA	1053	1015	1072	986	4126	171.92	-861
34	LORENTZEN Ine	NOR	1082	1050	1049	929	4110	171.25	-877
35	BOLTOVNINA Olena	UKR	1007	1004	1019	1080	4110	171.25	-877
36	MALEROVA Pavlina	CZE	1097	1048	918	1031	4094	170.58	-893
37	VALDMANE Anita	LAT	1035	1135	983	934	4087	170.29	-900
38	TRUBINA Lyudmyla	UKR	963	1081	1038	1005	4087	170.29	-900
39	KLOFACOVA Katerina	CZE	966	1016	1031	1060	4073	169.71	-914
40	TORRISI Giuseppa	ITA	1010	960	1045	1017	4032	168.00	-955
41	VENTO Monica	ITA	979	1043	1063	934	4019	167.46	-968
42	RITTER Marina	GER	940	924	1004	1102	3970	165.42	-1017
43	IP Wing Yee	HKG	884	1050	1064	955	3953	164.71	-1034
44	CHIN HALAS Lily	CAN	903	888	1006	1090	3887	161.96	-1100

Results

Rank	Name	NOC	G1	G2	G3	G4	Total	Avg	Diff
45	ZHUKOVA Anzhelika	UKR	1050	881	894	1034	3859	160.79	-1128
46	SUOMINEN Maarit	FIN	999	970	940	938	3847	160.29	-1140
47	GIMENO PEREZ Maria Rosario	ESP	1010	925	947	946	3828	159.50	-1159
48	GKLAVA Maria	GRE	899	911	989	912	3711	154.63	-1276
49	IOANNIDI Christina	GRE	940	928	903	935	3706	154.42	-1281
50	VOHRYZKOVA Dasa	CZE	865	978	875	961	3679	153.29	-1308
51	LUIK Sirie	EST	886	949	890	945	3670	152.92	-1317
52	KARAPASIA Chrysi	GRE	928	916	907	900	3651	152.13	-1336
53	BRINK Sabine	DEN	881	918	877	934	3610	150.42	-1377
54	HERBST Madita	GER	807	891	992	908	3598	149.92	-1389
55	TAVAGLIONE Vanessa	SUI	852	966	937	826	3581	149.21	-1406
56	GONZALEZ ALVAREZ Rosa Marta	ESP	825	944	919	893	3581	149.21	-1406
57	MAIALE Anna	ITA	868	951	889	866	3574	148.92	-1413
58	MITSIKA Evangelia	GRE	877	893	885	905	3560	148.33	-1427
59	WONG Wing Sum	HKG	890	842	907	871	3510	146.25	-1477
60	GULEN Zehra	TUR	885	873	916	828	3502	145.92	-1485
61	BUEHOW Judy	AUS	813	871	876	929	3489	145.38	-1498
62	ZIMMER Patricia Gail	CAN	902	880	870	835	3487	145.29	-1500
63	MOLINA LOPEZ Serafina	ESP	922	864	801	827	3414	142.25	-1573
64	KUCABOVA Lenka	CZE	789	805	856	817	3267	136.13	-1720
65	KOCYIGIT Burcu	TUR	802	761	833	842	3238	134.92	-1749
66	KORKMAZ Feride	TUR	790	795	852	786	3223	134.29	-1764
67	CANPOLAT Zeynep	TUR	864	827	702	811	3204	133.50	-1783
68	CHUNG Pui Kei	HKG	764	794	802	789	3149	131.21	-1838
69	MUTLUSOY Sukriye	TUR	698	745	862	814	3119	129.96	-1868
70	HO Pui Man	HKG	694	832	770	781	3077	128.21	-1910
71	IMAN Melek	TUR	811	704	692	592	2799	116.63	-2188

LEGEND
RET Retired **T** Two or more players share the same rank **WD** WithDrawn

Draw Sheet

As of SAT 29 JUL 2017 at 07:33

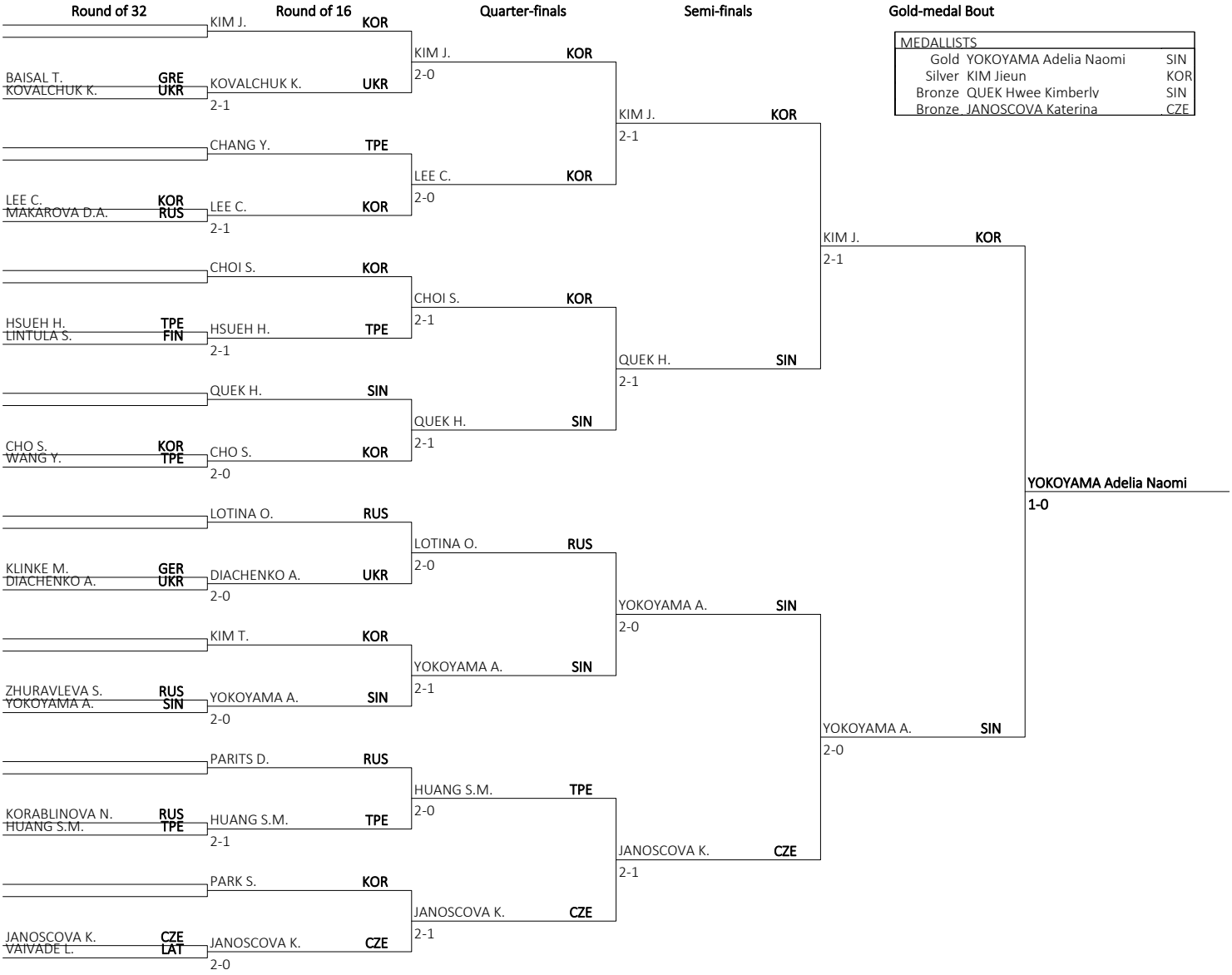

Report Created SAT 29 JUL 2017 07:33

Entry List by NOC

As of SUN 30 JUL 2017 at 20:45

BIB	UCI Code	Name	NOC	Height m / ft in	Weight kg / lbs	Race
		Canada (CAN)				
12		TREMBLAY Jess	CAN			Cross-Country
		Czech Republic (CZE)				
22		DOHNAL Roman	CZE			Cross-Country
23		STUDYNKA David	CZE			Cross-Country
		Spain (ESP)				
25		ARIAS SANCHEZ Carlos Javier	ESP			Cross-Country
26		DOMINGUEZ FERNANDEZ Alexander	ESP			Cross-Country
28		SALVADO FONT Jordi	ESP			Cross-Country
		France (FRA)				
29		GIRARDET Remi	FRA			Cross-Country
32		TOUBOUL Steeve	FRA			Cross-Country
		Germany (GER)				
103		BOBERG Isabelle-Sophie	GER			Cross-Country
104		JUNGNICKEL Luise	GER			Cross-Country
		Greece (GRE)				
39		ANGELIDIS Emmanouil	GRE			Cross-Country
		Hungary (HUN)				
41		CSONTO Adam	HUN			Cross-Country
42		FOLDI Bence	HUN			Cross-Country
		Israel (ISR)				
43		HADAD Yaniv Josef	ISR			Cross-Country
44		LOTAN Ziv	ISR			Cross-Country
45		NEGEV Avishay	ISR			Cross-Country
		Italy (ITA)				
46		ALTOBELLI Filippo	ITA			Cross-Country
48		CUCCO Luigi	ITA			Cross-Country
50		GABELLI Mirco	ITA			Cross-Country
51		TRAMONTO Marco	ITA			Cross-Country
		Japan (JPN)				
107		HAYASE Kumi	JPN			Cross-Country
54		YANAI Shuhei	JPN			Cross-Country
		Portugal (POR)				
57		GOMES Ricardo Oliveira	POR			Cross-Country
		Russia (RUS)				
111		ISLAMOVA Marina	RUS			Cross-Country
112		KALIBINA Ksenia	RUS			Cross-Country

Entry List by NOC

As of SUN 30 JUL 2017 at 20:45

BIB	UCI Code	Name	NOC	Height m / ft in	Weight kg / lbs	Race
59		BOZHKO Aleksei	RUS			Cross-Country
61		ILINYKH Alexander	RUS			Cross-Country
62		KUDRIN Aleksei	RUS			Cross-Country
65		PANCHUK Ivan Yuryevich	RUS			Cross-Country
		Slovakia (SVK)				
68		BABIC Adrian	SVK			Cross-Country
69		MATOVCIK Julius	SVK			Cross-Country
		Sweden (SWE)				
70		HAMMARSTROM Tommy Bertil	SWE			Cross-Country
		Chinese Taipei (TPE)				
71		CHUANG Yung-Chih	TPE			Cross-Country
		Turkey (TUR)				
114		SALIM Raziye	TUR			Cross-Country
115		TAHTALLI Nazli	TUR			Cross-Country
73		ATIK Mustafa Onder	TUR			Cross-Country
74		BORAN Ercument	TUR			Cross-Country
76		GUNAY Ramazan	TUR			Cross-Country
77		KOP Onur	TUR			Cross-Country
		US of America (USA)				
118		LANNING Nixo Diann	USA			Cross-Country
79		KLISH John	USA			Cross-Country
		Zambia (ZAM)				
82		KAKOMA Kaumba Mukumbo	ZAM			Cross-Country

Medallists by Event

As of SUN 30 JUL 2017 at 20:45

After 2 of 2 events

Event Name	Date	Medal	Name	NOC Code
Women Cross-Country		GOLD	KALIBINA Ksenia	RUS
		SILVER	ISLAMOVA Marina	RUS
		BRONZE	HAYASE Kumi	JPN
Men Cross-Country		GOLD	BABIC Adrian	SVK
		SILVER	ILINYKH Alexander	RUS
		BRONZE	KUDRIN Aleksei	RUS

MON 24 JUL 2017
Start Time 9:00

Start List

Race distance: 27,00Km

BIB	Name	NOC	Date of Birth
12	TREMBLAY Jess	CAN	17/03/1973
22	DOHNAL Roman	CZE	11/03/1981
23	STUDYNKA David	CZE	29/09/1976
25	ARIAS SANCHEZ Carlos Javier	ESP	26/08/1972
26	DOMINGUEZ FERNANDEZ Alexander	ESP	27/04/1977
28	SALVADO FONT Jordi	ESP	08/04/1980
29	GIRARDET Remi	FRA	28/04/1989
32	TOUBOUL Steeve	FRA	31/05/1990
39	ANGELIDIS Emmanouil	GRE	09/08/1990
41	CSONTO Adam	HUN	11/12/1994
42	FOLDI Bence	HUN	15/10/1993
43	HADAD Yaniv Josef	ISR	01/01/1981
44	LOTAN Ziv	ISR	15/04/1969
45	NEGEV Avishay	ISR	28/10/1979
46	ALTOBELLI Filippo	ITA	08/11/1972
48	CUCCO Luigi	ITA	18/10/1973
50	GABELLI Mirco	ITA	30/08/1993
51	TRAMONTO Marco	ITA	03/12/1987
54	YANAI Shuhei	JPN	01/09/1987
57	GOMES Ricardo Oliveira	POR	23/08/1984
59	BOZHKO Aleksei	RUS	30/03/1994
61	ILINYKH Alexander	RUS	30/11/1994
62	KUDRIN Aleksei	RUS	14/06/1997
65	PANCHUK Ivan Yuryevich	RUS	02/07/1995
68	BABIC Adrian	SVK	14/11/1996
69	MATOVCIK Julius	SVK	28/04/1977
70	HAMMARSTROM Tommy Bertil	SWE	07/08/1986
71	CHUANG Yung-Chih	TPE	12/05/1980
73	ATIK Mustafa Onder	TUR	11/05/1987
74	BORAN Ercument	TUR	03/04/1981
76	GUNAY Ramazan	TUR	01/04/1992
77	KOP Onur	TUR	02/05/1993
79	KLISH John	USA	24/10/1981
82	KAKOMA Kaumba Mukumbo	ZAM	18/02/1990

Results

Race distance: 27.00 km

Rank	Bib	Name	NOC	Final Time	Time Behind	Average Speed
1	68	BABIC Adrian	SVK	1:09:46		23.220
2	61	ILINYKH Alexander	RUS	1:12:31	+2:45	22.336
3	62	KUDRIN Aleksei	RUS	1:12:32	+2:46	22.335
4	79	KLISH John	USA	1:14:21	+4:35	21.785
5	42	FOLDI Bence	HUN	1:14:23	+4:37	21.777
6	54	YANAI Shuhei	JPN	1:14:23	+4:37	21.775
7	48	CUCCO Luigi	ITA	1:14:57	+5:11	21.613
8	69	MATOVCIK Julius	SVK	1:15:20	+5:34	21.503
9	59	BOZHKO Aleksei	RUS	1:15:48	+6:02	21.372
10	70	HAMMARSTROM Tommy Bertil	SWE	1:16:18	+6:32	21.231
11	65	PANCHUK Ivan Yuryevich	RUS	1:18:27	+8:41	20.648
12	23	STUDYNKA David	CZE	1:19:11	+9:25	20.455
13	50	GABELLI Mirco	ITA	1:19:18	+9:32	20.429
14	26	DOMINGUEZ FERNANDEZ Ale	ESP	1:20:55	+11:09	20.019
15	46	ALTOBELLI Filippo	ITA	1:21:33	+11:47	19.863
16	57	GOMES Ricardo Oliveira	POR	1:22:16	+12:30	19.688
17	51	TRAMONTO Marco	ITA	1:22:51	+13:05	19.551
18	41	CSONTO Adam	HUN	1:24:18	+14:32	19.216
19	28	SALVADO FONT Jordi	ESP	1:26:41	+16:55	18.688
20	39	ANGELIDIS Emmanouil	GRE	1:29:28	+19:42	18.106
21	73	ATIK Mustafa Onder	TUR	1:30:09	+20:23	17.968
22	76	GUNAY Ramazan	TUR	1:33:10	+23:24	17.386

GENÇLİK VE SPOR BAKANLIĞI
TÜRKİYE MİLLİ OLİMPİYAT KOMİTESİ
T.C. SAMSUN VALİLİĞİ
SAMSUN BÜYÜKŞEHİR BELEDİYESİ
ONDOKUZ MAYIS ÜNİVERSİTESİ
KRONOS
DEAFLYMPICS

Results

Race distance: 27.00 km

Rank	Bib	Name	NOC	Final Time	Time Behind	Average Speed
23	74	BORAN Ercument	TUR	1:36:01	+26:15	16.872
24	82	KAKOMA Kaumba Mukumbo	ZAM	1:37:31	+27:45	16.612
25	45	NEGEV Avishay	ISR	1:43:09	+33:23	15.705
26	43	HADAD Yaniv Josef	ISR	1:43:09	-1 laps	14.825
27	44	LOTAN Ziv	ISR	1:43:09	-1 laps	14.544
	22	DOHNAL Roman	CZE	DNF		
	29	GIRARDET Remi	FRA	DNF		
	32	TOUBOUL Steeve	FRA	DNF		
	71	CHUANG Yung-Chih	TPE	DNF		
	77	KOP Onur	TUR	DNF		
	12	TREMBLAY Jess	CAN	DNS		
	25	ARIAS SANCHEZ Carlos Javier	ESP	DNS		

Number of Entries	34		
Runners	32	Did not Finish	5
Did not Start	2		
Arrived	27		

LEGEND

DNF Did not Finish **DNS** Did not start **DSQ** Disqualified
OT Over time

GENÇLİK VE SPOR BAKANLIĞI · TÜRKİYE MİLLİ OLİMPİYAT KOMİTESİ · T.C. SAMSUN VALİLİĞİ · SAMSUN BÜYÜKŞEHİR BELEDİYESİ · ONDOKUZ MAYIS ÜNİVERSİTESİ · KRONOS · DEAFLYMPICS

MON 24 JUL 2017
Start Time 11:30

Start List

Race distance: 18,00Km

BIB	Name	NOC	Date of Birth
103	BOBERG Isabelle-Sophie	GER	28/08/1989
104	JUNGNICKEL Luise	GER	27/02/1990
107	HAYASE Kumi	JPN	25/04/1975
111	ISLAMOVA Marina	RUS	02/10/1979
112	KALIBINA Ksenia	RUS	04/03/1993
114	SALIM Raziye	TUR	01/10/1997
115	TAHTALLI Nazli	TUR	20/10/1994
118	LANNING Nixo Diann	USA	01/09/1983

Results

Race distance: 18.00 km

Rank	Bib	Name	NOC	Final Time	Time Behind	Average Speed
1	112	KALIBINA Ksenia	RUS	1:03:17		17.065
2	111	ISLAMOVA Marina	RUS	1:04:22	+1:04	16.778
3	107	HAYASE Kumi	JPN	1:07:30	+4:13	15.999
4	104	JUNGNICKEL Luise	GER	1:11:19	+8:02	15.143
5	118	LANNING Nixo Diann	USA	1:19:26	+16:09	13.595
6	114	SALIM Raziye	TUR	1:50:31	+47:14	9.772
	103	BOBERG Isabelle-Sophie	GER	DNF		
	115	TAHTALLI Nazli	TUR	DNF		

Number of Entries	8		
Runners	8	Did not Finish	2
Did not Start	0		
Arrived	6		

LEGEND

DNF Did not Finish **DNS** Did not start **DSQ** Disqualified

OT Over time

GENÇLİK VE SPOR BAKANLIĞI · TÜRKİYE MİLLİ OLİMPİYAT KOMİTESİ · T.C. SAMSUN VALİLİĞİ · SAMSUN BÜYÜKŞEHİR BELEDİYESİ · ONDOKUZ MAYIS ÜNİVERSİTESİ · KRONOS · DEAFLYMPICS

Entry List by NOC

As of TUE 18 JUL 2017 at 14:47

BIB	UCI Code	Name	NOC	Height m / ft in	Weight kg / lbs	Race
		Belgium (BEL)				
11		FAUCONNIER Jean-Pierre	BEL			Individual Time Tria
						Points Race
						Individual Road Race
						1000m Sprint
		China (CHN)				
100		CHEN Junjie	CHN			Individual Time Tria
						Points Race
						Individual Road Race
						1000m Sprint
101		MAO Anan	CHN			Individual Time Tria
						Points Race
						Individual Road Race
						1000m Sprint
102		XU Xiaowen	CHN			Individual Time Tria
						Points Race
						Individual Road Race
						1000m Sprint
13		LIANG Qichao	CHN			Individual Time Tria
						Points Race
						Individual Road Race
						1000m Sprint
14		PU Yongxing	CHN			Individual Time Tria
						Points Race
						Individual Road Race
						1000m Sprint
15		WANG Bin	CHN			Individual Time Tria
						Points Race
						Individual Road Race
						1000m Sprint
16		XU Chao	CHN			Individual Time Tria
						Points Race
						Individual Road Race
						1000m Sprint
17		ZHONG Jiaxiang	CHN			Individual Time Tria
						Points Race
						Individual Road Race

Entry List by NOC

As of TUE 18 JUL 2017 at 14:47

BIB	UCI Code	Name	NOC	Height m / ft in	Weight kg / lbs	Race
						1000m Sprint
		Colombia (COL)				
18		CARDENAS ESPITIA Andres Felipe	COL			Individual Time Tria
						Points Race
						Individual Road Race
						1000m Sprint
19		CARDENAS RODRIGUEZ Jose Alejandro	COL			Individual Time Tria
						Points Race
						Individual Road Race
						1000m Sprint
20		REINOSO Nelson Eduardo	COL			Individual Time Tria
						Points Race
						Individual Road Race
						1000m Sprint
21		SANCHEZ Luis Carlos Javier	COL			Individual Time Tria
						Points Race
						Individual Road Race
						1000m Sprint
		Denmark (DEN)				
24		NIELSEN Martin Lang	DEN			Individual Time Tria
						Points Race
						Individual Road Race
						1000m Sprint
		Spain (ESP)				
25		ARIAS SANCHEZ Carlos Javier	ESP			Individual Time Tria
						Points Race
						Individual Road Race
						1000m Sprint
26		DOMINGUEZ FERNANDEZ Alexander	ESP			Individual Time Tria
						Points Race
						Individual Road Race
						1000m Sprint
27		MARTINEZ MORGA Alvaro	ESP			Individual Time Tria
						Points Race
						Individual Road Race
						1000m Sprint
28		SALVADO FONT Jordi	ESP			Individual Time Tria

Entry List by NOC

As of TUE 18 JUL 2017 at 14:47

BIB	UCI Code	Name	NOC	Height m / ft in	Weight kg / lbs	Race
						Points Race
						Individual Road Race
						1000m Sprint
		France (FRA)				
29		GIRARDET Remi	FRA			Points Race
						Individual Road Race
						1000m Sprint
30		KAVAK Engin	FRA			Points Race
						Individual Road Race
						1000m Sprint
31		SERVIERES Paul	FRA			Points Race
						Individual Road Race
						1000m Sprint
32		TOUBOUL Steeve	FRA			Points Race
						Individual Road Race
						1000m Sprint
		Germany (GER)				
103		BOBERG Isabelle-Sophie	GER			Points Race
						Individual Road Race
						1000m Sprint
104		JUNGNICKEL Luise	GER			Individual Time Tria
						Points Race
						Individual Road Race
105		METZ Bianca	GER			Individual Time Tria
						Points Race
						Individual Road Race
33		DEICHSEL Kilian	GER			Individual Time Tria
						Points Race
						Individual Road Race
						1000m Sprint
34		HILTL Peter	GER			Individual Time Tria
						Points Race
						Individual Road Race
						1000m Sprint
35		KERN Steffen	GER			Points Race
						Individual Road Race
36		POERSCHKE Carsten	GER			Individual Time Tria

Entry List by NOC

As of TUE 18 JUL 2017 at 14:47

BIB	UCI Code	Name	NOC	Height m / ft in	Weight kg / lbs	Race
						Points Race
						Individual Road Race
						1000m Sprint
		Ghana (GHA)				
37		OFOSU Michael	GHA			Individual Road Race
38		WELBECK Nii Okaija	GHA			Individual Road Race
		Greece (GRE)				
39		ANGELIDIS Emmanouil	GRE			Individual Time Tria
						Points Race
						Individual Road Race
						1000m Sprint
		Hong Kong (HKG)				
40		CHUI Hok Sam	HKG			Individual Time Tria
						Points Race
						Individual Road Race
		Hungary (HUN)				
41		CSONTO Adam	HUN			Individual Time Tria
42		FOLDI Bence	HUN			Individual Time Tria
		Italy (ITA)				
106		FRULLI Annalisa	ITA			Individual Time Tria
						Points Race
						Individual Road Race
						1000m Sprint
46		ALTOBELLI Filippo	ITA			Points Race
						Individual Road Race
47		CARBONE Giorgio Maria	ITA			Individual Time Tria
						Points Race
						Individual Road Race
						1000m Sprint
48		CUCCO Luigi	ITA			Individual Time Tria
						Points Race
						Individual Road Race
49		FRANCAVILLA Matteo	ITA			Individual Time Tria
						Points Race
						Individual Road Race
51		TRAMONTO Marco	ITA			Points Race
		Japan (JPN)				

Entry List by NOC

As of TUE 18 JUL 2017 at 14:47

BIB	UCI Code	Name	NOC	Height m / ft in	Weight kg / lbs	Race
107		HAYASE Kumi	JPN			Individual Time Tria
						Points Race
						Individual Road Race
						1000m Sprint
108		MINOHARA Yukari	JPN			Individual Time Tria
						Points Race
						Individual Road Race
						1000m Sprint
52		HAYASE Kentaro	JPN			Individual Time Tria
						Points Race
						Individual Road Race
						1000m Sprint
53		KAWANO Kenta	JPN			Individual Time Tria
						Points Race
						Individual Road Race
						1000m Sprint
		Netherlands (NED)				
55		STOUTEN Marc	NED			Individual Time Tria
						Points Race
						Individual Road Race
						1000m Sprint
		Norway (NOR)				
56		MACHA Robert	NOR			Individual Time Tria
						Individual Road Race
		Portugal (POR)				
58		MARQUES Joao Martinho	POR			Individual Time Tria
						Individual Road Race
		Russia (RUS)				
109		BONDAREVA Alisa Viktorovna	RUS			Individual Time Tria
						Points Race
						Individual Road Race
						1000m Sprint
110		EVDOKIMOVA Aleksandra	RUS			Individual Time Tria
						Points Race
						Individual Road Race
						1000m Sprint
111		ISLAMOVA Marina	RUS			Points Race

GENÇLİK VE SPOR BAKANLIĞI

TÜRKİYE MİLLİ OLİMPİYAT KOMİTESİ

SAMSUN VALİLİĞİ

SAMSUN BÜYÜKŞEHİR BELEDİYESİ

ONDOKUZ MAYIS ÜNİVERSİTESİ

KRONOS

DEAFLYMPICS

Entry List by NOC

As of TUE 18 JUL 2017 at 14:47

BIB	UCI Code	Name	NOC	Height m / ft in	Weight kg / lbs	Race
						Individual Road Race
						1000m Sprint
112		KALIBINA Ksenia	RUS			Individual Time Tria
						Points Race
						Individual Road Race
						1000m Sprint
60		GUTENEV Ilia Sergeyevich	RUS			Individual Time Tria
						Points Race
						1000m Sprint
61		ILINYKH Alexander	RUS			Points Race
						Individual Road Race
62		KUDRIN Aleksei	RUS			Individual Time Tria
						1000m Sprint
63		MAKAROV Ivan Vladimirovich	RUS			Individual Time Tria
						Points Race
						Individual Road Race
						1000m Sprint
64		PANCHUK Fedor	RUS			Individual Road Race
						1000m Sprint
66		PROKHOROV Evgeny Mikhailovich	RUS			Individual Time Tria
						Points Race
						Individual Road Race
67		ROZANOV Dmitry Andreevich	RUS			Individual Time Tria
						Points Race
						Individual Road Race
						1000m Sprint
		Slovakia (SVK)				
68		BABIC Adrian	SVK			Individual Time Tria
						Points Race
						Individual Road Race
						1000m Sprint
69		MATOVCIK Julius	SVK			Individual Time Tria
						Points Race
						Individual Road Race
						1000m Sprint
		Sweden (SWE)				
70		HAMMARSTROM Tommy Bertil	SWE			Individual Road Race

Entry List by NOC

As of TUE 18 JUL 2017 at 14:47

BIB	UCI Code	Name	NOC	Height m / ft in	Weight kg / lbs	Race
		Chinese Taipei (TPE)				
71		CHUANG Yung-Chih	TPE			Points Race
						Individual Road Race
						1000m Sprint
		Turkey (TUR)				
113		CETINKAYA Busra	TUR			Individual Time Tria
						Individual Road Race
						1000m Sprint
115		TAHTALLI Nazli	TUR			Points Race
						Individual Road Race
116		TOK Ebru	TUR			Points Race
						Individual Road Race
						1000m Sprint
117		TOPAL Elvan	TUR			Points Race
						Individual Road Race
72		ASMA Kasim	TUR			Points Race
						Individual Road Race
						1000m Sprint
73		ATIK Mustafa Onder	TUR			Individual Time Tria
						Points Race
74		BORAN Ercument	TUR			Individual Time Tria
						Points Race
						Individual Road Race
						1000m Sprint
75		EKENER Cuma	TUR			Individual Time Tria
						Points Race
						Individual Road Race
						1000m Sprint
76		GUNAY Ramazan	TUR			Individual Road Race
78		KORKMAZ Ali	TUR			Points Race
						Individual Road Race
						1000m Sprint
		US of America (USA)				
118		LANNING Nixo Diann	USA			Individual Time Tria
						Points Race
						Individual Road Race
						1000m Sprint

GENÇLİK VE SPOR BAKANLIĞI

TÜRKİYE MİLLİ OLİMPİYAT KOMİTESİ

SAMSUN VALİLİĞİ

SAMSUN BÜYÜKŞEHİR BELEDİYESİ

ONDOKUZ MAYIS ÜNİVERSİTESİ

KRONOS

DEAFLYMPICS

Entry List by NOC

As of TUE 18 JUL 2017 at 14:47

BIB	UCI Code	Name	NOC	Height m / ft in	Weight kg / lbs	Race
79		KLISH John	USA			Individual Time Tria
						Points Race
						Individual Road Race
						1000m Sprint
		Venezuela (VEN)				
119		CORREA NAVA Ludy	VEN			Individual Time Tria
						Points Race
						Individual Road Race
						1000m Sprint
80		JIMENEZ ANTEQUERA Junior Jose	VEN			Individual Time Tria
						Points Race
						Individual Road Race
						1000m Sprint
81		SEIJAS ALEJO Gilbert Apolinar	VEN			Individual Time Tria
						Points Race
						Individual Road Race
						1000m Sprint
		Zambia (ZAM)				
82		KAKOMA Kaumba Mukumbo	ZAM			Individual Road Race
83		MUYANDA Paul	ZAM			Points Race
						Individual Road Race
84		MWANZA Wilson	ZAM			Points Race
						Individual Road Race

Medallists by Event

As of SUN 30 JUL 2017 at 19:55

After 8 of 8 events

Event Name	Date	Medal	Name	NOC Code
Women 1000m Sprint	WED 19 JUL 2017	GOLD	BONDAREVA Alisa Viktorovna	RUS
		SILVER	CORREA NAVA Ludy	VEN
		BRONZE	MAO Anan	CHN
Women Individual Road Race		GOLD	XU Xiaowen	CHN
		SILVER	CORREA NAVA Ludy	VEN
		BRONZE	EVDOKIMOVA Aleksandra	RUS
Women Individual Time Trial		GOLD	BONDAREVA Alisa Viktorovna	RUS
		SILVER	CORREA NAVA Ludy	VEN
		BRONZE	MINOHARA Yukari	JPN
Women Points Race		GOLD	CORREA NAVA Ludy	VEN
		SILVER	XU Xiaowen	CHN
		BRONZE	BOBERG Isabelle-Sophie	GER
Men 1000m Sprint	WED 19 JUL 2017	GOLD	GUTENEV Ilia Sergeyevich	RUS
		SILVER	LIANG Qichao	CHN
		BRONZE	TOUBOUL Steeve	FRA
Men Individual Road Race		GOLD	ROZANOV Dmitry Andreevich	RUS
		SILVER	MAKAROV Ivan Vladimirovich	RUS
		BRONZE	BABIC Adrian	SVK
Men Individual Time Trial		GOLD	ROZANOV Dmitry Andreevich	RUS
		SILVER	BABIC Adrian	SVK
		BRONZE	MAKAROV Ivan Vladimirovich	RUS
Men Points Race		GOLD	MAKAROV Ivan Vladimirovich	RUS
		SILVER	PROKHOROV Evgeny Mikhailovich	RUS
		BRONZE	ILINYKH Alexander	RUS

FRI 21 JUL 2017
Start Time 9:00

Start List

Race distance: 50.00Km

Group	Start Time	Bib	Name	NOC	Date of Birth	Time
1	9:01	60	GUTENEV Ilia Sergeyevich	RUS	18/10/1995	
	9:02	14	PU Yongxing	CHN	02/02/1991	
	9:03	20	REINOSO Nelson Eduardo	COL	01/12/1995	
	9:04	25	ARIAS SANCHEZ Carlos Javier	ESP	26/08/1972	
	9:05	66	PROKHOROV Evgeny Mikhailovich	RUS	07/12/1986	
	9:06	74	BORAN Ercument	TUR	03/04/1981	
	9:07	36	POERSCHKE Carsten	GER	26/09/1979	
	9:08	13	LIANG Qichao	CHN	30/03/1990	
	9:09	21	SANCHEZ Luis Carlos Javier	COL	30/11/1984	
	9:10	26	DOMINGUEZ FERNANDEZ Alexander	ESP	27/04/1977	
	9:11	48	CUCCO Luigi	ITA	18/10/1973	
	9:12	62	KUDRIN Aleksei	RUS	14/06/1997	
	9:13	75	EKENER Cuma	TUR	01/01/1990	
	9:14	34	HILTL Peter	GER	25/04/1979	
	9:15	17	ZHONG Jiaxiang	CHN	12/09/1991	
	9:16	53	KAWANO Kenta	JPN	02/10/1990	
	9:17	68	BABIC Adrian	SVK	14/11/1996	
	9:18	42	FOLDI Bence	HUN	15/10/1993	
	9:19	18	CARDENAS ESPITIA Andres Felipe	COL	27/08/1998	
	9:20	27	MARTINEZ MORGA Alvaro	ESP	26/03/1991	
	9:21	47	CARBONE Giorgio Maria	ITA	01/03/1990	
	9:22	73	ATIK Mustafa Onder	TUR	11/05/1987	
	9:23	24	NIELSEN Martin Lang	DEN	13/09/1989	
	9:24	33	DEICHSEL Kilian	GER	15/10/1987	
	9:25	15	WANG Bin	CHN	17/02/1987	
	9:26	55	STOUTEN Marc	NED	12/08/1968	
	9:27	40	CHUI Hok Sam	HKG	02/09/1989	
	9:28	52	HAYASE Kentaro	JPN	27/04/1973	
	9:29	56	MACHA Robert	NOR	25/09/1977	
	9:30	69	MATOVCIK Julius	SVK	28/04/1977	
	9:31	41	CSONTO Adam	HUN	11/12/1994	
	9:32	19	CARDENAS RODRIGUEZ Jose Alejandro	COL	15/10/1980	
	9:33	28	SALVADO FONT Jordi	ESP	08/04/1980	
	9:34	49	FRANCAVILLA Matteo	ITA	10/08/1989	
	9:35	11	FAUCONNIER Jean-Pierre	BEL	10/01/1983	
	9:36	79	KLISH John	USA	24/10/1981	
	9:37	58	MARQUES Joao Martinho	POR	23/07/1997	
	9:38	80	JIMENEZ ANTEQUERA Junior Jose	VEN	24/01/1996	

GENÇLİK VE SPOR BAKANLIĞI
TÜRKİYE MİLLİ OLİMPİYAT KOMİTESİ
T.C. SAMSUN VALİLİĞİ
SAMSUN BÜYÜKŞEHİR BELEDİYESİ
ONDOKUZ MAYIS ÜNİVERSİTESİ
KRONOS
DEAFLYMPICS

FRI 21 JUL 2017
Start Time 9:00

Start List

Race distance: 50.00Km

Group	Start Time	Bib	Name	NOC	Date of Birth	Time
	9:39	67	ROZANOV Dmitry Andreevich	RUS	15/05/1989	
	9:40	39	ANGELIDIS Emmanouil	GRE	09/08/1990	
	9:41	16	XU Chao	CHN	08/05/1991	
	9:42	63	MAKAROV Ivan Vladimirovich	RUS	19/03/1991	
	9:43	81	SEIJAS ALEJO Gilbert Apolinar	VEN	09/08/1985	

GENÇLİK VE SPOR BAKANLIĞI
TÜRKİYE MİLLİ OLİMPİYAT KOMİTESİ
T.C. SAMSUN VALİLİĞİ
SAMSUN BÜYÜKŞEHİR BELEDİYESİ
ONDOKUZ MAYIS ÜNİVERSİTESİ
KRONOS
DEAFLYMPICS

Results

Race distance: 50,00 km

Rank	Bib	Name	NOC	Split 1 at 25,00km	Final Time	Time Behind	Average Speed
1	67	ROZANOV Dmitry Andree	RUS	34:54.0 (1)	1:07:55.6 33:01.6		44,165
2	68	BABIC Adrian	SVK	37:07.0 (3)	1:10:40.5 33:33.5	+2:44.9	42,448
3	63	MAKAROV Ivan Vladimiro	RUS	37:02.0 (2)	1:11:06.3 34:04.3	+3:10.7	42,191
4	62	KUDRIN Aleksei	RUS	38:31.1 (4)	1:13:14.8 34:43.7	+5:19.2	40,957
5	80	JIMENEZ ANTEQUERA J	VEN	38:45.4 (5)	1:13:58.4 35:13.0	+6:02.8	40,555
6	66	PROKHOROV Evgeny Mik	RUS	39:10.2 (6)	1:14:53.2 35:43.0	+6:57.6	40,061
7	11	FAUCONNIER Jean-Pierr	BEL	39:46.1 (11)	1:15:08.2 35:22.1	+7:12.6	39,927
8	34	HILTL Peter	GER	39:52.9 (12)	1:15:11.5 35:18.6	+7:15.9	39,898
9	16	XU Chao	CHN	39:28.5 (7)	1:15:15.8 35:47.3	+7:20.2	39,860
10	52	HAYASE Kentaro	JPN	39:40.0 (9)	1:15:38.8 35:58.8	+7:43.2	39,658
11	33	DEICHSEL Kilian	GER	39:31.3 (8)	1:15:43.9 36:12.6	+7:48.3	39,614
12	48	CUCCO Luigi	ITA	40:00.1 (14)	1:16:06.8 36:06.7	+8:11.2	39,415
13	49	FRANCAVILLA Matteo	ITA	39:57.6 (13)	1:16:39.7 36:42.1	+8:44.1	39,133
14	39	ANGELIDIS Emmanouil	GRE	39:45.8 (10)	1:16:46.6 37:00.8	+8:51.0	39,074
15	56	MACHA Robert	NOR	40:34.2 (15)	1:16:58.3 36:24.1	+9:02.7	38,975
16	60	GUTENEV Ilia Sergeyevic	RUS	41:32.5 (22)	1:17:17.2 35:44.7	+9:21.6	38,817
17	13	LIANG Qichao	CHN	40:59.0 (19)	1:17:19.6 36:20.6	+9:24.0	38,796
18	69	MATOVCIK Julius	SVK	40:37.9 (16)	1:18:00.8 37:22.9	+10:05.2	38,455
19	42	FOLDI Bence	HUN	41:02.4 (21)	1:18:07.1 37:04.7	+10:11.5	38,403
20	15	WANG Bin	CHN	40:58.1 (18)	1:18:07.7 37:09.6	+10:12.1	38,398
21	81	SEIJAS ALEJO Gilbert Ap	VEN	40:51.8 (17)	1:18:14.8 37:23.0	+10:19.2	38,340
22	74	BORAN Ercument	TUR	42:01.2 (24)	1:18:34.9 36:33.7	+10:39.3	38,177

Results

Race distance: 50,00 km

Rank	Bib	Name	NOC	Split 1 at 25,00km	Final Time	Time Behind	Average Speed
23	26	DOMINGUEZ FERNANDE	ESP	42:30.3 (26)	1:19:56.0 37:25.7	+12:00.4	37,531
24	79	KLISH John	USA	41:00.4 (20)	1:20:25.8 39:25.4	+12:30.2	37,300
25	47	CARBONE Giorgio Maria	ITA	43:13.5 (31)	1:20:33.4 37:19.9	+12:37.8	37,241
26	19	CARDENAS RODRIGUEZ	COL	42:00.0 (23)	1:20:40.7 38:40.7	+12:45.1	37,185
27	27	MARTINEZ MORGA Alvar	ESP	42:45.0 (28)	1:20:52.3 38:07.3	+12:56.7	37,096
28	73	ATIK Mustafa Onder	TUR	42:32.1 (27)	1:21:05.6 38:33.5	+13:10.0	36,994
29	28	SALVADO FONT Jordi	ESP	42:23.7 (25)	1:21:16.0 38:52.3	+13:20.4	36,916
30	25	ARIAS SANCHEZ Carlos	ESP	43:24.1 (32)	1:21:28.5 38:04.4	+13:32.9	36,821
31	55	STOUTEN Marc	NED	42:51.8 (29)	1:21:45.1 38:53.3	+13:49.5	36,696
32	75	EKENER Cuma	TUR	43:25.8 (33)	1:21:46.3 38:20.5	+13:50.7	36,688
33	24	NIELSEN Martin Lang	DEN	43:27.6 (34)	1:21:54.2 38:26.6	+13:58.6	36,629
34	18	CARDENAS ESPITIA And	COL	43:01.8 (30)	1:23:00.8 39:59.0	+15:05.2	36,139
35	17	ZHONG Jiaxiang	CHN	44:26.2 (36)	1:23:40.7 39:14.5	+15:45.1	35,852
36	58	MARQUES Joao Martinho	POR	43:32.7 (35)	1:23:43.2 40:10.5	+15:47.6	35,834
37	53	KAWANO Kenta	JPN	45:26.9 (37)	1:24:57.7 39:30.8	+17:02.1	35,310
38	21	SANCHEZ Luis Carlos Jav	COL	45:59.3 (38)	1:26:27.0 40:27.7	+18:31.4	34,702
39	20	REINOSO Nelson Eduard	COL	46:46.6 (39)	1:30:47.0 44:00.4	+22:51.4	33,046
40	41	CSONTO Adam	HUN	53:40.4 (41)	1:33:20.8 39:40.4	+25:25.2	32,138
41	40	CHUI Hok Sam	HKG	50:57.2 (40)	1:36:56.3 45:59.1	+29:00.7	30,948
	14	PU Yongxing	CHN		DNS		
	36	POERSCHKE Carsten	GER		DNF		

GENÇLİK VE SPOR BAKANLIĞI
TÜRKİYE MİLLİ OLİMPİYAT KOMİTESİ
T.C. SAMSUN VALİLİĞİ
SAMSUN BÜYÜKŞEHİR BELEDİYESİ
ONDOKUZ MAYIS ÜNİVERSİTESİ
KRONOS
DEAFLYMPICS

Results

Race distance: 50,00 km

Rank	Bib	Name	NOC	Split 1 at 25,00km	Final Time	Time Behind	Average Speed

Number of Entries	43		
Runners	42	Did not Finish	1
Did not Start	1		
Arrived	41		

LEGEND

DNF Did not Finish
DNS Did not start
DS Disqualified
OT Over time

Note: Nr. 19 CARDENAS RODRIGUEZ Jose + 23 seconds Art. 40.1 Punishment regulations (12.1.41)

GENÇLİK VE SPOR BAKANLIĞI
TÜRKİYE MİLLİ OLİMPİYAT KOMİTESİ
T.C. SAMSUN VALİLİĞİ
SAMSUN BÜYÜKŞEHİR BELEDİYESİ
ONDOKUZ MAYIS ÜNİVERSİTESİ
KRONOS
DEAFLYMPICS

FRI 21 JUL 2017
Start Time 11:30

Start List

Race distance: 35.00Km

Group	Start Time	Bib	Name	NOC	Date of Birth	Time
1	11:31	110	EVDOKIMOVA Aleksandra	RUS	04/01/1998	
	11:32	101	MAO Anan	CHN	24/10/1990	
	11:33	107	HAYASE Kumi	JPN	25/04/1975	
	11:34	104	JUNGNICKEL Luise	GER	27/02/1990	
	11:35	112	KALIBINA Ksenia	RUS	04/03/1993	
	11:36	100	CHEN Junjie	CHN	25/12/1994	
	11:37	119	CORREA NAVA Ludy	VEN	03/04/1991	
	11:38	118	LANNING Nixo Diann	USA	01/09/1983	
	11:39	106	FRULLI Annalisa	ITA	09/04/1988	
	11:40	113	CETINKAYA Busra	TUR	16/10/1995	
	11:41	109	BONDAREVA Alisa Viktorovna	RUS	05/06/1992	
	11:42	108	MINOHARA Yukari	JPN	17/01/1983	
	11:43	102	XU Xiaowen	CHN	12/08/1996	
	11:44	105	METZ Bianca	GER	03/05/1997	

GENÇLİK VE SPOR BAKANLIĞI
TÜRKİYE MİLLİ OLİMPİYAT KOMİTESİ
T.C. SAMSUN VALİLİĞİ
SAMSUN BÜYÜKŞEHİR BELEDİYESİ
ONDOKUZ MAYIS ÜNİVERSİTESİ
KRONOS
DEAFLYMPICS

Results

Race distance: 35.00 km

Rank	Bib	Name	NOC	Split 1 at 17.00km	Final Time	Time Behind	Average Speed
1	109	BONDAREVA Alisa Viktorovna	RUS	27:16.4 (2)	48:37.9 21:21.5		43.182
2	119	CORREA NAVA Ludy	VEN	27:15.0 (1)	49:21.3 22:06.3	+43.4	42.549
3	108	MINOHARA Yukari	JPN	28:00.7 (3)	49:54.1 21:53.4	+1:16.2	42.083
4	112	KALIBINA Ksenia	RUS	28:03.5 (4)	50:49.3 22:45.8	+2:11.4	41.321
5	110	EVDOKIMOVA Aleksandra	RUS	28:43.9 (7)	50:57.5 22:13.6	+2:19.6	41.210
6	106	FRULLI Annalisa	ITA	28:17.4 (6)	51:12.8 22:55.4	+2:34.9	41.005
7	102	XU Xiaowen	CHN	28:14.9 (5)	51:41.6 23:26.7	+3:03.7	40.624
8	105	METZ Bianca	GER	28:58.2 (8)	51:53.1 22:54.9	+3:15.2	40.474
9	104	JUNGNICKEL Luise	GER	29:56.9 (9)	53:03.6 23:06.7	+4:25.7	39.578
10	100	CHEN Junjie	CHN	30:12.2 (10)	53:59.9 23:47.7	+5:22.0	38.890
11	107	HAYASE Kumi	JPN	30:45.2 (11)	55:15.2 24:30.0	+6:37.3	38.007
12	101	MAO Anan	CHN	33:34.0 (12)	59:02.4 25:28.4	+10:24.5	35.569
13	113	CETINKAYA Busra	TUR	34:57.7 (13)	1:01:05.8 26:08.1	+12:27.9	34.372
14	118	LANNING Nixo Diann	USA	35:09.3 (14)	1:01:12.8 26:03.5	+12:34.9	34.306

Number of Entries	14
Runners	14
Did not Start	0
Arrived	14

Note: Nr. 101 MAO Anan + 23 seconds Art. 40.1 Punishment regulations (12.1.41)

LEGEND

DNF Did not Finish
DNS Did not start
DSQ Disqualified
OT Over time

GENÇLİK VE SPOR BAKANLIĞI
TÜRKİYE MİLLİ OLİMPİYAT KOMİTESİ
T.C. SAMSUN VALİLİĞİ
SAMSUN BÜYÜKŞEHİR BELEDİYESİ
ONDOKUZ MAYIS ÜNİVERSİTESİ
KRONOS
DEAFLYMPICS

Results and Final Classification

Rank	Race Nr.	Name	NOC	1st Race	2nd Race	3rd Race
Finale 1-2						
GOLD	1	60 GUTENEV Ilia Sergeyevich	RUS	W	W	
SILVER	2	13 LIANG Qichao	CHN			
Finale 3-4						
BRONZE	3	32 TOUBOUL Steeve	FRA	W		
	4	16 XU Chao	CHN			
Did not qualify for Semifinals						
	5	29 GIRARDET Remi	FRA	13.51 (53.294 km/h)		
Did not qualify for Quarterfinals						
	6	52 HAYASE Kentaro	JPN	13.69 (52.593 km/h)		
	7	67 ROZANOV Dmitry Andreevich	RUS	13.77 (52.288 km/h)		
	8	30 KAVAK Engin	FRA	13.79 (52.212 km/h)		
Did not qualify for Semifinals						
	9	31 SERVIERES Paul	FRA	13.79 (52.212 km/h)		
Did not qualify for Quarterfinals						
	10	71 CHUANG Yung-Chih	TPE	13.87 (51.911 km/h)		
	11	17 ZHONG Jiaxiang	CHN	13.89 (51.836 km/h)		
Did not qualify for Semifinals						
	12	68 BABIC Adrian	SVK	13.91 (51.761 km/h)		
Did not qualify for Quarterfinals						
	13	79 KLISH John	USA	14.13 (50.955 km/h)		
Did not qualify for Semifinals						
	14	14 PU Yongxing	CHN	14.17 (50.812 km/h)		
Did not qualify for Quarterfinals						
	15	74 BORAN Ercument	TUR	14.22 (50.633 km/h)		
Did not qualify for 1/8 Finals						
	16	34 HILTL Peter	GER	14.28 (50.420 km/h)		
	17	63 MAKAROV Ivan Vladimirovich	RUS	14.29 (50.385 km/h)		
	18	53 KAWANO Kenta	JPN	14.33 (50.244 km/h)		
	19	64 PANCHUK Fedor	RUS	14.37 (50.104 km/h)		
	20	15 WANG Bin	CHN	14.38 (50.070 km/h)		
	21	27 MARTINEZ MORGA Alvaro	ESP	14.41 (49.965 km/h)		

GENÇLİK VE SPOR BAKANLIĞI
TÜRKİYE MİLLİ OLİMPİYAT KOMİTESİ
T.C. SAMSUN VALİLİĞİ
SAMSUN BÜYÜKŞEHİR BELEDİYESİ
ONDOKUZ MAYIS ÜNİVERSİTESİ
KRONOS
DEAFLYMPICS

Results and Final Classification

Rank	Race Nr.	Name	NOC	1st Race	2nd Race	3rd Race
22	20	REINOSO Nelson Eduardo	COL	14.43 (49.896 km/h)		
23	69	MATOVCIK Julius	SVK	14.46 (49.793 km/h)		
24	55	STOUTEN Marc	NED	14.48 (49.724 km/h)		
25	11	FAUCONNIER Jean-Pierre	BEL	14.50 (49.655 km/h)		
26	33	DEICHSEL Kilian	GER	14.51 (49.621 km/h)		
27	62	KUDRIN Aleksei	RUS	14.51 (49.621 km/h)		
28	28	SALVADO FONT Jordi	ESP	14.62 (49.248 km/h)		
29	47	CARBONE Giorgio Maria	ITA	14.66 (49.113 km/h)		
30	39	ANGELIDIS Emmanouil	GRE	14.69 (49.013 km/h)		
31	26	DOMINGUEZ FERNANDEZ Alexander	ESP	14.77 (48.747 km/h)		
32	36	POERSCHKE Carsten	GER	14.79 (48.682 km/h)		
33	75	EKENER Cuma	TUR	14.89 (48.355 km/h)		
34	18	CARDENAS ESPITIA Andres Felipe	COL	14.97 (48.096 km/h)		
35	81	SEIJAS ALEJO Gilbert Apolinar	VEN	15.38 (46.814 km/h)		
36	72	ASMA Kasim	TUR	15.58 (46.213 km/h)		
37	24	NIELSEN Martin Lang	DEN	15.58 (46.213 km/h)		
38	25	ARIAS SANCHEZ Carlos Javier	ESP	15.59 (46.183 km/h)		
39	78	KORKMAZ Ali	TUR	15.60 (46.154 km/h)		
40	19	CARDENAS RODRIGUEZ Jose Alejan	COL	15.70 (45.860 km/h)		
Did not start						
	80	JIMENEZ ANTEQUERA Junior Jose	VEN			
Disqualified						
	21	SANCHEZ Luis Carlos Javier	COL			DSQ - Irregural Sprint / Article 10.2

GENÇLİK VE SPOR BAKANLIĞI
TÜRKİYE MİLLİ OLİMPİYAT KOMİTESİ
T.C. SAMSUN SAMSUN VALİLİĞİ
SAMSUN BÜYÜKŞEHİR BELEDİYESİ
ONDOKUZ MAYIS ÜNİVERSİTESİ
KRONOS
DEAFLYMPICS

Brackets

As of WED 19 JUL 2017 at 11:15

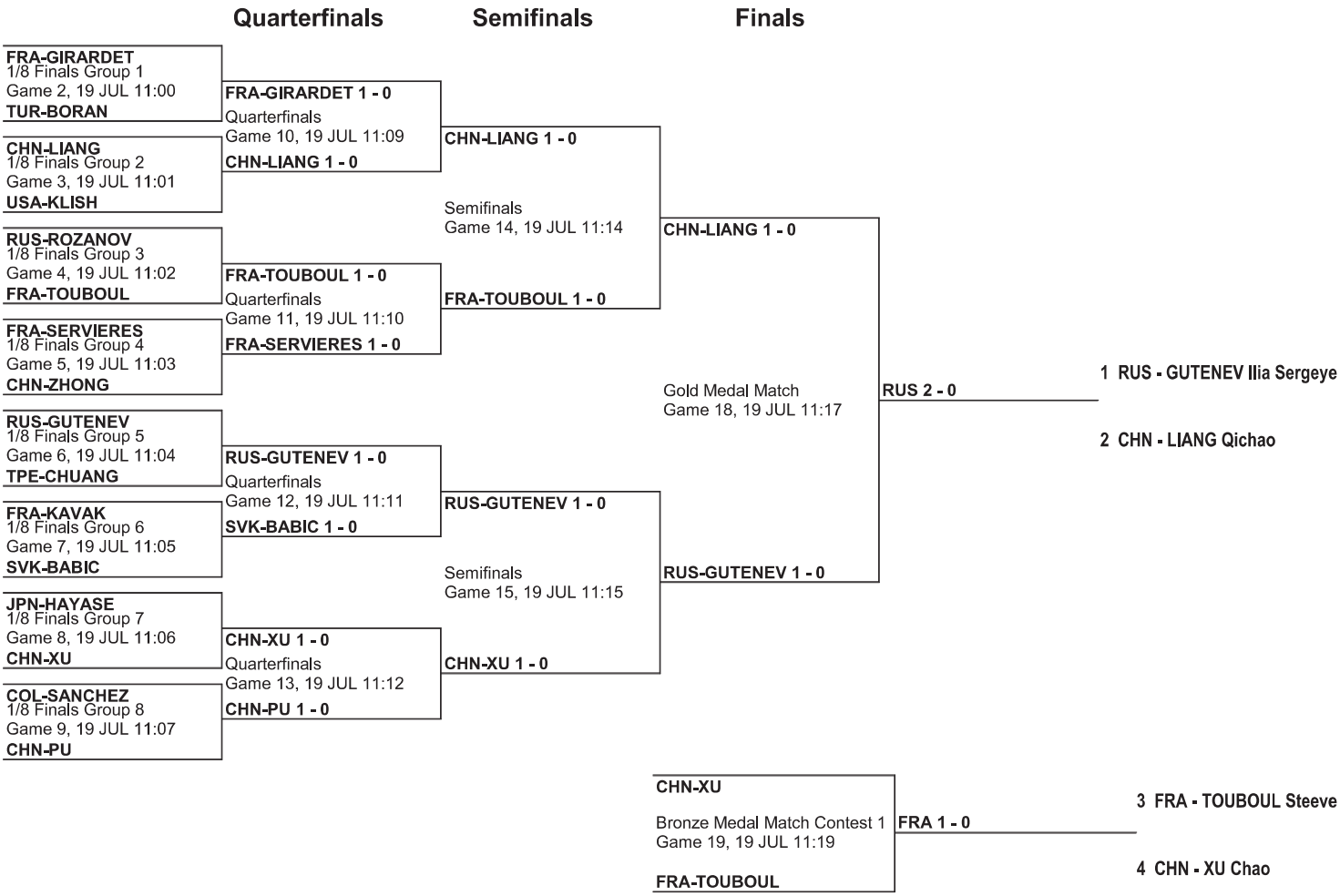

Results and Final Classification

Rank	Race Nr.	Name	NOC	1st Race	2nd Race	3rd Race
Finale 1-2						
GOLD	1	109 BONDAREVA Alisa Viktorovna	RUS	W	W	
SILVER	2	119 CORREA NAVA Ludy	VEN			
Finale 3-4						
BRONZE	3	101 MAO Anan	CHN	W		
	4	112 KALIBINA Ksenia	RUS			
Did not qualify for Semi-finals						
	5	102 XU Xiaowen	CHN	15.68 (45.918 km/h)		
	6	118 LANNING Nixo Diann	USA	15.87 (45.369 km/h)		
Did not qualify for Quarter-finals						
	7	110 EVDOKIMOVA Aleksandra	RUS	15.94 (45.169 km/h)		
Did not qualify for Semi-finals						
	8	111 ISLAMOVA Marina	RUS	15.95 (45.141 km/h)		
Did not qualify for Quarter-finals						
	9	103 BOBERG Isabelle-Sophie	GER	16.13 (44.637 km/h)		
	10	107 HAYASE Kumi	JPN	17.03 (42.278 km/h)		
	11	106 FRULLI Annalisa	ITA	17.30 (41.618 km/h)		
Did not qualify for Semi-finals						
	12	108 MINOHARA Yukari	JPN	17.72 (40.632 km/h)		
Did not qualify for Quarter-finals						
	13	113 CETINKAYA Busra	TUR	18.21 (39.539 km/h)		
	14	116 TOK Ebru	TUR	19.34 (37.229 km/h)		
	15	100 CHEN Junjie	CHN	20.18 (35.679 km/h)		

GENÇLİK VE SPOR BAKANLIĞI
TÜRKİYE MİLLİ OLİMPİYAT KOMİTESİ
T.C. SAMSUN VALİLİĞİ
SAMSUN BÜYÜKŞEHİR BELEDİYESİ
ONDOKUZ MAYIS ÜNİVERSİTESİ
KRONOS
DEAFLYMPICS

Brackets

As of WED 19 JUL 2017 at 12:44



SUN 23 JUL 2017
Start Time 9:00

Start List

Race distance: 100,00Km

BIB	Name	NOC	Date of Birth
11	FAUCONNIER Jean-Pierre	BEL	10/01/1983
13	LIANG Qichao	CHN	30/03/1990
15	WANG Bin	CHN	17/02/1987
18	CARDENAS ESPITIA Andres Felipe	COL	27/08/1998
19	CARDENAS RODRIGUEZ Jose Alejandro	COL	15/10/1980
20	REINOSO Nelson Eduardo	COL	01/12/1995
21	SANCHEZ Luis Carlos Javier	COL	30/11/1984
24	NIELSEN Martin Lang	DEN	13/09/1989
27	MARTINEZ MORGA Alvaro	ESP	26/03/1991
28	SALVADO FONT Jordi	ESP	08/04/1980
29	GIRARDET Remi	FRA	28/04/1989
31	SERVIERES Paul	FRA	12/08/1996
32	TOUBOUL Steeve	FRA	31/05/1990
33	DEICHSEL Kilian	GER	15/10/1987
34	HILTL Peter	GER	25/04/1979
39	ANGELIDIS Emmanouil	GRE	09/08/1990
46	ALTOBELLI Filippo	ITA	08/11/1972
47	CARBONE Giorgio Maria	ITA	01/03/1990
48	CUCCO Luigi	ITA	18/10/1973
49	FRANCAVILLA Matteo	ITA	10/08/1989
52	HAYASE Kentaro	JPN	27/04/1973
53	KAWANO Kenta	JPN	02/10/1990
55	STOUTEN Marc	NED	12/08/1968
56	MACHA Robert	NOR	25/09/1977
58	MARQUES Joao Martinho	POR	23/07/1997
61	ILINYKH Alexander	RUS	30/11/1994
63	MAKAROV Ivan Vladimirovich	RUS	19/03/1991
64	PANCHUK Fedor	RUS	02/02/1994
66	PROKHOROV Evgeny Mikhailovich	RUS	07/12/1986
67	ROZANOV Dmitry Andreevich	RUS	15/05/1989
68	BABIC Adrian	SVK	14/11/1996
69	MATOVCIK Julius	SVK	28/04/1977
70	HAMMARSTROM Tommy Bertil	SWE	07/08/1986
71	CHUANG Yung-Chih	TPE	12/05/1980
74	BORAN Ercument	TUR	03/04/1981
75	EKENER Cuma	TUR	01/01/1990
76	GUNAY Ramazan	TUR	01/04/1992
78	KORKMAZ Ali	TUR	19/07/1996
79	KLISH John	USA	24/10/1981
80	JIMENEZ ANTEQUERA Junior Jose	VEN	24/01/1996
81	SEIJAS ALEJO Gilbert Apolinar	VEN	09/08/1985

GENÇLİK VE SPOR BAKANLIĞI
TÜRKİYE MİLLİ OLİMPİYAT KOMİTESİ
T.C. SAMSUN VALİLİĞİ
SAMSUN BÜYÜKŞEHİR BELEDİYESİ
ONDOKUZ MAYIS ÜNİVERSİTESİ
KRONOS
DEAFLYMPICS

Results

Race distance: 100,00 km

Rank	Bib	Name	NOC	Final Time	Time Behind	Average Speed
1	67	ROZANOV Dmitry Andreevich	RUS	2:33:38		39,054
2	63	MAKAROV Ivan Vladimirovich	RUS	2:33:55	+17	38,982
3	68	BABIC Adrian	SVK	2:34:00	+22	38,961
4	66	PROKHOROV Evgeny Mikhailo	RUS	2:36:21	+2:43	38,375
5	32	TOUBOUL Steeve	FRA	2:36:21	+2:43	38,375
6	31	SERVIERES Paul	FRA	2:36:21	+2:43	38,375
7	34	HILTL Peter	GER	2:36:21	+2:43	38,375
8	11	FAUCONNIER Jean-Pierre	BEL	2:36:21	+2:43	38,375
9	48	CUCCO Luigi	ITA	2:36:21	+2:43	38,375
10	47	CARBONE Giorgio Maria	ITA	2:36:21	+2:43	38,375
11	55	STOUTEN Marc	NED	2:36:21	+2:43	38,375
12	61	ILINYKH Alexander	RUS	2:36:21	+2:43	38,375
13	39	ANGELIDIS Emmanouil	GRE	2:36:21	+2:43	38,375
14	58	MARQUES Joao Martinho	POR	2:36:21	+2:43	38,375
15	70	HAMMARSTROM Tommy Bertil	SWE	2:36:21	+2:43	38,375
16	80	JIMENEZ ANTEQUERA Junior	VEN	2:36:21	+2:43	38,375
17	56	MACHA Robert	NOR	2:36:21	+2:43	38,375
18	71	CHUANG Yung-Chih	TPE	2:36:21	+2:43	38,375
19	13	LIANG Qichao	CHN	2:36:21	+2:43	38,375
20	52	HAYASE Kentaro	JPN	2:36:21	+2:43	38,375
21	46	ALTOBELLI Filippo	ITA	2:36:21	+2:43	38,375
22	19	CARDENAS RODRIGUEZ Jose	COL	2:36:21	+2:43	38,375

GENÇLİK VE SPOR BAKANLIĞI
TÜRKİYE MİLLİ OLİMPİYAT KOMİTESİ
T.C. SAMSUN VALİLİĞİ
SAMSUN BÜYÜKŞEHİR BELEDİYESİ
ONDOKUZ MAYIS ÜNİVERSİTESİ
KRONOS
DEAFLYMPICS

Results

Race distance: 100,00 km

Rank	Bib	Name	NOC	Final Time	Time Behind	Average Speed
23	76	GUNAY Ramazan	TUR	2:36:21	+2:43	38,375
24	78	KORKMAZ Ali	TUR	2:36:30	+2:52	38,339
25	33	DEICHSEL Kilian	GER	2:36:34	+2:56	38,322
26	69	MATOVCIK Julius	SVK	2:36:40	+3:02	38,298
27	15	WANG Bin	CHN	2:36:40	+3:02	38,298
28	64	PANCHUK Fedor	RUS	2:36:40	+3:02	38,298
29	28	SALVADO FONT Jordi	ESP	2:37:18	+3:40	38,144
30	79	KLISH John	USA	2:37:18	+3:40	38,144
31	24	NIELSEN Martin Lang	DEN	2:38:01	+4:23	37,971
32	20	REINOSO Nelson Eduardo	COL	2:38:09	+4:31	37,939
33	74	BORAN Ercument	TUR	2:39:36	+5:58	37,594
34	49	FRANCAVILLA Matteo	ITA	2:40:27	+6:49	37,395
35	27	MARTINEZ MORGA Alvaro	ESP	2:40:27	+6:49	37,395
36	75	EKENER Cuma	TUR	2:42:08	+8:30	37,007
37	29	GIRARDET Remi	FRA	2:42:08	+8:30	37,007
38	81	SEIJAS ALEJO Gilbert Apolinar	VEN	2:45:55	+12:17	36,163
39	53	KAWANO Kenta	JPN	2:45:55	+12:17	36,163
40	21	SANCHEZ Luis Carlos Javier	COL	2:46:17	+12:39	36,083
41	18	CARDENAS ESPITIA Andres F	COL	2:49:07	+15:29	35,478
	14	PU Yongxing	CHN	DNS		
	16	XU Chao	CHN	DNF		
	17	ZHONG Jiaxiang	CHN	DNF		

GENÇLİK VE SPOR BAKANLIĞI
TÜRKİYE MİLLİ OLİMPİYAT KOMİTESİ
T.C. SAMSUN SAMSUN VALİLİĞİ
SAMSUN BÜYÜKŞEHİR BELEDİYESİ
ONDOKUZ MAYIS ÜNİVERSİTESİ
KRONOS
DEAFLYMPICS

Results

Race distance: 100,00 km

Rank	Bib	Name	NOC	Final Time	Time Behind	Average Speed
	25	ARIAS SANCHEZ Carlos Javier	ESP	DNS		
	26	DOMINGUEZ FERNANDEZ Ale	ESP	DNF		
	30	KAVAK Engin	FRA	DNF		
	35	KERN Steffen	GER	DNF		
	36	POERSCHKE Carsten	GER	DNS		
	37	OFOSU Michael	GHA	DNS		
	38	WELBECK Nii Okaija	GHA	DNS		
	40	CHUI Hok Sam	HKG	DNF		
	72	ASMA Kasim	TUR	DNF		
	82	KAKOMA Kaumba Mukumbo	ZAM	DNF		
	83	MUYANDA Paul	ZAM	DNS		
	84	MWANZA Wilson	ZAM	DNF		

Number of Entries	56		
Runners	50	Did not Finish	9
Did not Start	6		
Arrived	41		

LEGEND

Bon Bonus
DNF Did not Finish
DNS Did not start
DSQ Disqualified
OT Over time
Pen Penalty

GENÇLİK VE SPOR BAKANLIĞI
TÜRKİYE MİLLİ OLİMPİYAT KOMİTESİ
T.C. SAMSUN VALİLİĞİ
SAMSUN BÜYÜKŞEHİR BELEDİYESİ
ONDOKUZ MAYIS ÜNİVERSİTESİ
KRONOS
DEAFLYMPICS

SUN 23 JUL 2017
Start Time 15:00

Start List

Race distance: 70,00Km

BIB	Name	NOC	Date of Birth
100	CHEN Junjie	CHN	25/12/1994
101	MAO Anan	CHN	24/10/1990
102	XU Xiaowen	CHN	12/08/1996
103	BOBERG Isabelle-Sophie	GER	28/08/1989
106	FRULLI Annalisa	ITA	09/04/1988
107	HAYASE Kumi	JPN	25/04/1975
108	MINOHARA Yukari	JPN	17/01/1983
109	BONDAREVA Alisa Viktorovna	RUS	05/06/1992
110	EVDOKIMOVA Aleksandra	RUS	04/01/1998
111	ISLAMOVA Marina	RUS	02/10/1979
113	CETINKAYA Busra	TUR	16/10/1995
115	TAHTALLI Nazli	TUR	20/10/1994
119	CORREA NAVA Ludy	VEN	03/04/1991

GENÇLİK VE SPOR BAKANLIĞI
TÜRKİYE MİLLİ OLİMPİYAT KOMİTESİ
T.C. SAMSUN SAMSUN VALİLİĞİ
SAMSUN BÜYÜKŞEHİR BELEDİYESİ
ONDOKUZ MAYIS ÜNİVERSİTESİ
KRONOS
DEAFLYMPICS

Results

Race distance: 70,00 km

Rank	Bib	Name	NOC	Final Time	Time Behind	Average Speed
1	102	XU Xiaowen	CHN	2:20:53		29,812
2	119	CORREA NAVA Ludy	VEN	2:20:53		29,812
3	110	EVDOKIMOVA Aleksandra	RUS	2:20:57	+4	29,798
4	101	MAO Anan	CHN	2:20:57	+4	29,798
5	107	HAYASE Kumi	JPN	2:21:04	+11	29,773
6	111	ISLAMOVA Marina	RUS	2:21:04	+11	29,773
7	108	MINOHARA Yukari	JPN	2:21:10	+17	29,752
8	100	CHEN Junjie	CHN	2:21:15	+22	29,735
9	109	BONDAREVA Alisa Viktorovna	RUS	2:23:06	+2:13	29,350
10	103	BOBERG Isabelle-Sophie	GER	2:23:06	+2:13	29,350
11	106	FRULLI Annalisa	ITA	2:24:37	+3:44	29,042
12	115	TAHTALLI Nazli	TUR	2:32:23	+11:30	27,562
13	113	CETINKAYA Busra	TUR	2:32:24	+11:31	27,559
	104	JUNGNICKEL Luise	GER	DNF		
	105	METZ Bianca	GER	DNF		
	112	KALIBINA Ksenia	RUS	DNF		
	116	TOK Ebru	TUR	DNF		
	117	TOPAL Elvan	TUR	DNF		
	118	LANNING Nixo Diann	USA	DNF		

Number of Entries	19		
Runners	19	Did not Finish	6
Did not Start	0		
Arrived	13		

GENÇLİK VE SPOR BAKANLIĞI
TÜRKİYE MİLLİ OLİMPİYAT KOMİTESİ
T.C. SAMSUN VALİLİĞİ
SAMSUN BÜYÜKŞEHİR BELEDİYESİ
ONDOKUZ MAYIS ÜNİVERSİTESİ
KRONOS
DEAFLYMPICS

TUE 25 JUL 2017
Start Time 9:00

Start List

Race distance: 50,00Km

BIB	Name	NOC	Date of Birth
11	FAUCONNIER Jean-Pierre	BEL	10/01/1983
13	LIANG Qichao	CHN	30/03/1990
14	PU Yongxing	CHN	02/02/1991
15	WANG Bin	CHN	17/02/1987
16	XU Chao	CHN	08/05/1991
17	ZHONG Jiaxiang	CHN	12/09/1991
18	CARDENAS ESPITIA Andres Felipe	COL	27/08/1998
19	CARDENAS RODRIGUEZ Jose Alejandro	COL	15/10/1980
20	REINOSO Nelson Eduardo	COL	01/12/1995
21	SANCHEZ Luis Carlos Javier	COL	30/11/1984
24	NIELSEN Martin Lang	DEN	13/09/1989
25	ARIAS SANCHEZ Carlos Javier	ESP	26/08/1972
26	DOMINGUEZ FERNANDEZ Alexander	ESP	27/04/1977
27	MARTINEZ MORGA Alvaro	ESP	26/03/1991
28	SALVADO FONT Jordi	ESP	08/04/1980
29	GIRARDET Remi	FRA	28/04/1989
30	KAVAK Engin	FRA	20/01/1993
31	SERVIERES Paul	FRA	12/08/1996
32	TOUBOUL Steeve	FRA	31/05/1990
33	DEICHSEL Kilian	GER	15/10/1987
34	HILTL Peter	GER	25/04/1979
36	POERSCHKE Carsten	GER	26/09/1979
39	ANGELIDIS Emmanouil	GRE	09/08/1990
40	CHUI Hok Sam	HKG	02/09/1989
46	ALTOBELLI Filippo	ITA	08/11/1972
47	CARBONE Giorgio Maria	ITA	01/03/1990
48	CUCCO Luigi	ITA	18/10/1973
49	FRANCAVILLA Matteo	ITA	10/08/1989
51	TRAMONTO Marco	ITA	03/12/1987
52	HAYASE Kentaro	JPN	27/04/1973
53	KAWANO Kenta	JPN	02/10/1990
55	STOUTEN Marc	NED	12/08/1968
60	GUTENEV Ilia Sergeyevich	RUS	18/10/1995
61	ILINYKH Alexander	RUS	30/11/1994
63	MAKAROV Ivan Vladimirovich	RUS	19/03/1991
66	PROKHOROV Evgeny Mikhailovich	RUS	07/12/1986
67	ROZANOV Dmitry Andreevich	RUS	15/05/1989
68	BABIC Adrian	SVK	14/11/1996
69	MATOVCIK Julius	SVK	28/04/1977
71	CHUANG Yung-Chih	TPE	12/05/1980
72	ASMA Kasim	TUR	20/10/1962
73	ATIK Mustafa Onder	TUR	11/05/1987
74	BORAN Ercument	TUR	03/04/1981
75	EKENER Cuma	TUR	01/01/1990
78	KORKMAZ Ali	TUR	19/07/1996

GENÇLİK VE SPOR BAKANLIĞI
TÜRKİYE MİLLİ OLİMPİYAT KOMİTESİ
T.C. SAMSUN VALİLİĞİ
SAMSUN BÜYÜKŞEHİR BELEDİYESİ
ONDOKUZ MAYIS ÜNİVERSİTESİ
KRONOS
DEAFLYMPICS

TUE 25 JUL 2017
Start Time 9:00

Start List

Race distance: 50,00Km

BIB	Name	NOC	Date of Birth
79	KLISH John	USA	24/10/1981
80	JIMENEZ ANTEQUERA Junior Jose	VEN	24/01/1996
81	SEIJAS ALEJO Gilbert Apolinar	VEN	09/08/1985
83	MUYANDA Paul	ZAM	05/06/1987
84	MWANZA Wilson	ZAM	25/05/1987

GENÇLİK VE SPOR BAKANLIĞI
TÜRKİYE MİLLİ OLİMPİYAT KOMİTESİ
T.C. SAMSUN VALİLİĞİ
SAMSUN BÜYÜKŞEHİR BELEDİYESİ
ONDOKUZ MAYIS ÜNİVERSİTESİ
KRONOS
DEAFLYMPICS

Results

REVISED
TUE 25 JUL 17:54

Rank	Race Nr.	Name	NOC	Pen	Bon	Split Points																									Total
						1	2	3	4	5	6	7	8	9	10	11	12	13	14	15	16	17	18	19	20	21	22	23	24	25	
1	63	MAKAROV Ivan Vladimirovich	RUS			3	2			5	2	5	5	5	5	3	3	3	5	5	5	3	3	5	3	5	3	5	5	10	98
2	66	PROKHOROV Evgeny Mikhailovich	RUS				3	5	2	2	5	1	3	2					1		3	5	5	3	5	3	5	3	3	6	65
3	61	ILINYKH Alexander	RUS							1	1	3	2	3	3	5	5	5	3	2	2	1					1				37
4	67	ROZANOV Dmitry Andreevich	RUS						5				1											1	1		2	2	2	4	18
5	32	TOUBOUL Steeve	FRA			5		1	3					1	1		2	1							2						16
6	68	BABIC Adrian	SVK			1				3	3	2								1											10
7	39	ANGELIDIS Emmanouil	GRE				5		1							1							1								8
8	21	SANCHEZ Luis Carlos Javier	COL					3												3						1					7
9	55	STOUTEN Marc	NED																			2				2					4
10	80	JIMENEZ ANTEQUERA Junior Jose	VEN																										1	2	3
11	52	HAYASE Kentaro	JPN																		1			2							3
12	81	SEIJAS ALEJO Gilbert Apolinar	VEN														1											1			2
13	74	BORAN Ercument	TUR																				2								2
14	33	DEICHSEL Kilian	GER																												0
15	24	NIELSEN Martin Lang	DEN																												0
15	49	FRANCAVILLA Matteo	ITA																												0
15	69	MATOVCIK Julius	SVK																												0
18	53	KAWANO Kenta	JPN	20														2	2												-16
19	51	TRAMONTO Marco	ITA	20											2	2															-16
20	47	CARBONE Giorgio Maria	ITA	20			1																								-19

KRONOS

Results

REVISED
TUE 25 JUL 17:54

21	11	FAUCONNIER Jean-Pierre	BEL	20																										-20
21	26	DOMINGUEZ FERNANDEZ Alexander	ESP	20																										-20
21	75	EKENER Cuma	TUR	20																										-20
24	29	GIRARDET Remi	FRA	40																										-40
25	19	CARDENAS RODRIGUEZ Jose Alejan	COL	40																										-40
25	27	MARTINEZ MORGA Alvaro	ESP	40																										-40
25	60	GUTENEV Ilia Sergeyevich	RUS	40																										-40
25	78	KORKMAZ Ali	TUR	40																										-40
29	30	KAVAK Engin	FRA	60																										-60
30	73	ATIK Mustafa Onder	TUR	120																										-120
DNF	20	REINOSO Nelson Eduardo	COL																											4
DNF	18	CARDENAS ESPITIA Andres Felipe	COL	20																										-20
DNF	79	KLISH John	USA	20																										-20
DNF	13	LIANG Qichao	CHN																											0
DNF	15	WANG Bin	CHN																											0
DNF	25	ARIAS SANCHEZ Carlos Javier	ESP																											0
DNF	28	SALVADO FONT Jordi	ESP																											0
DNF	31	SERVIERES Paul	FRA																											0
DNF	34	HILTL Peter	GER																											0
DNF	35	KERN Steffen	GER																											0
DNF	40	CHUI Hok Sam	HKG																											0
DNF	46	ALTOBELLI Filippo	ITA																											0
DNF	48	CUCCO Luigi	ITA																											0

Results

REVISED
TUE 25 JUL 17:54

DNF	71	CHUANG Yung-Chih	TPE																											0
DNF	72	ASMA Kasim	TUR																											0
DNF	84	MWANZA Wilson	ZAM																											0
DNS	14	PU Yongxing	CHN																											
DNS	16	XU Chao	CHN																											
DNS	17	ZHONG Jiaxiang	CHN																											
DNS	83	MUYANDA Paul	ZAM																											

Number of Entries	50		
Runners	46	Did not Finish	16
Did not Start	4		
Arrived	30		

LEGEND

Bon Bonus
OT Over time
DNF Did not Finish
Pen Penalty
DNS Did not start
DSQ Disqualified

GENÇLİK VE SPOR BAKANLIĞI
TÜRKİYE MİLLİ OLİMPİYAT KOMİTESİ
SAMSUN VALİLİĞİ
SAMSUN BÜYÜKŞEHİR BELEDİYESİ
ONDOKUZ MAYIS ÜNİVERSİTESİ
KRONOS
DEAFLYMPICS

TUE 25 JUL 2017
Start Time 15:00

Start List

Race distance: 40,00Km

BIB	Name	NOC	Date of Birth
100	CHEN Junjie	CHN	25/12/1994
101	MAO Anan	CHN	24/10/1990
102	XU Xiaowen	CHN	12/08/1996
103	BOBERG Isabelle-Sophie	GER	28/08/1989
104	JUNGNICKEL Luise	GER	27/02/1990
105	METZ Bianca	GER	03/05/1997
106	FRULLI Annalisa	ITA	09/04/1988
107	HAYASE Kumi	JPN	25/04/1975
108	MINOHARA Yukari	JPN	17/01/1983
109	BONDAREVA Alisa Viktorovna	RUS	05/06/1992
110	EVDOKIMOVA Aleksandra	RUS	04/01/1998
111	ISLAMOVA Marina	RUS	02/10/1979
112	KALIBINA Ksenia	RUS	04/03/1993
115	TAHTALLI Nazli	TUR	20/10/1994
116	TOK Ebru	TUR	25/02/1997
117	TOPAL Elvan	TUR	20/08/1995
118	LANNING Nixo Diann	USA	01/09/1983
119	CORREA NAVA Ludy	VEN	03/04/1991

Results

Rank	Race Nr.	Name	NOC	Pen	Bon	Split Points																			Total
						1	2	3	4	5	6	7	8	9	10	11	12	13	14	15	16	17	18	19	20	
1	119	CORREA NAVA Ludy	VEN			3	5	2	3	5	5	5	5	3	1	5	5	1	5	5	5	3	5	5	6	82
2	102	XU Xiaowen	CHN											2	5		1	5	3	3	3	5	3	3	10	43
3	103	BOBERG Isabelle-Sophie	GER					1	5	3	3	3	3		3	1						2	2	1		27
4	112	KALIBINA Ksenia	RUS			1		5		1		2		1			2	2	1	1	1				4	21
5	109	BONDAREVA Alisa Viktorovna	RUS			5	3							5		3								2	2	20
6	104	JUNGNICKEL Luise	GER								1		1				3	3	2	2	2		1			15
7	108	MINOHARA Yukari	JPN						1	2	2	1				2						1				9
8	107	HAYASE Kumi	JPN				1								2											3
9	105	METZ Bianca	GER						2																	2
10	111	ISLAMOVA Marina	RUS																							0
11	110	EVDOKIMOVA Aleksandra	RUS	20		2	2						2													-14
12	115	TAHTALLI Nazli	TUR	20																						-20
13	116	TOK Ebru	TUR	60																						-60
14	117	TOPAL Elvan	TUR	60																						-60
DNF	106	FRULLI Annalisa	ITA																							3
DNF	100	CHEN Junjie	CHN																							0
DNF	101	MAO Anan	CHN																							0
DNF	118	LANNING Nixo Diann	USA																							0

KRONOS

DEAFLYMPICS

Medallists by event

As of TUE 1 AUG 2017 at 16:59

Event Name	Date	Medal	Name	NOC Code
Women	FRI 28 JUL 2017	Gold	**JAPAN** UGAYA Saki YAMASAKI Nozomi MIURA Sanae MAEJIMA Nami TAKARA Miki AZUMI Rie HATA Nanako MURAKI Rena OZUKA Aimi HASEYAMA Yumi NAKATA Mio HIRAOKA Sayuri	JPN
		Silver	**ITALY** TOMAT Alice CALCAGNI Alice GALBUSERA Ilaria GENNARO Claudia BROGGI Valentina MARTONE Luana BENNARDO Silvia BIASIN Federica CABONI Vanessa CASINI Clara BRANDANI Simona BRUNI Federica	ITA

Medallists by event

As of TUE 1 AUG 2017 at 16:59

Event Name	Date	Medal	Name	NOC Code
Women	FRI 28 JUL 2017	Bronze	**US OF AMERICA**	USA
			FROWICK Kali LeAnn	
			DANIELS Adele	
			REESE Katelyn Dee	
			WHITED Ann	
			THOMAS Darriyan	
			MOUNTY-WEINSTOCK Ludmila	
			KONS Jaime Lynn	
			DIPPOLD Megan E	
			TUBERT Sarah	
			GARRITY Abby	
			BUNN Cali	

Medallists by event

As of TUE 1 AUG 2017 at 16:59

Event Name	Date	Medal	Name	NOC Code
Men	FRI 28 JUL 2017	Gold	**TURKEY** CICEK Hilmi Kaan PALAZ Emrullah KUZUCU Mehmet GENC Furkan SIMSEK Cevat KARATAS Ridvan YASAN Hasan AKYILDIZ Kadir RAZBONYALI Ahmet Metin YIGITER Fatih YAGIZ Ozan KARABICAK Kerim IMDAT Metin HAYTA Ersin	TUR
		Silver	**UKRAINE** ANTONYUK Oleg BILOBLOTS'KY Olexandr KOSHKAROV Oleksii NIKIFOROV Illia POLTORATSKYI Oleksandr PROKHORCHUK Oleksandr RADCHENKO Valerii RENKAS Dmytrii TSYMOVSKYY Yegor ZAHORODNII Ihor ZAVIRUKHA Igor ZELENSKYI Volodymyr	UKR

Medallists by event

As of TUE 1 AUG 2017 at 16:59

Event Name	Date	Medal	Name	NOC Code
Men	FRI 28 JUL 2017	Bronze	**RUSSIA**	RUS
			BULEIKO Vladimir	
			SALMIN Maxim Ivanovich	
			KUDRYASHOV Alexander Yuryevich	
			ROMANTSOV Pavel	
			SINELNIKOV Stanislav	
			PETROCHENKO Aleksey	
			VESNIN Andrey	
			PLESHKEVICH Georgy	
			ELIZOV Dmitrii	
			OKUNEV Sergey Nikolaevich	
			SHMYGIN Vladimir	
			SHUVAEV Alexander	
			KOMAROV Kirill	
			SIMANOVSKIY Roman	

Competition Schedule

As of TUE 25 JUL 2017 at 19:34

Date	Start Time	Etimated Finish Time	Teams	Gender	Phase	Game No.	Venue
WED 19 JUL 2017	10:00	12:00	RUS - CAN	Women	Preliminary Group A	1	Hasan Dogan Spor Salonu
	11:00	13:00	BRA - VEN	Men	Preliminary Group A	2	Mustafa Dagistanli Spor Salonu
	12:30	14:30	JPN - ITA	Women	Preliminary Group A	3	Hasan Dogan Spor Salonu
	13:00	15:00	ITA - JPN	Men	Preliminary Group A	4	Mustafa Dagistanli Spor Salonu
	15:00	17:00	UKR - BRA	Women	Preliminary Group B	5	Hasan Dogan Spor Salonu
	15:00	17:00	RUS - POL	Men	Preliminary Group B	6	Mustafa Dagistanli Spor Salonu
	17:00	19:00	USA - IRI	Men	Preliminary Group B	7	Mustafa Dagistanli Spor Salonu
	17:30	19:30	USA - POL	Women	Preliminary Group B	8	Hasan Dogan Spor Salonu
THU 20 JUL 2017	10:00	12:00	CAN - JPN	Women	Preliminary Group A	9	Hasan Dogan Spor Salonu
	11:00	13:00	VEN - ITA	Men	Preliminary Group A	10	Mustafa Dagistanli Spor Salonu
	12:30	14:30	BRA - POL	Women	Preliminary Group B	11	Hasan Dogan Spor Salonu
	13:00	15:00	POL - USA	Men	Preliminary Group B	12	Mustafa Dagistanli Spor Salonu
	15:00	17:00	UKR - USA	Women	Preliminary Group B	13	Hasan Dogan Spor Salonu
	15:00	17:00	UKR - RUS	Men	Preliminary Group B	14	Mustafa Dagistanli Spor Salonu
	17:00	19:00	TUR - BRA	Men	Preliminary Group A	15	Mustafa Dagistanli Spor Salonu
	17:30	19:30	TUR - RUS	Women	Preliminary Group A	16	Hasan Dogan Spor Salonu
FRI 21 JUL 2017	11:00	13:00	JPN - VEN	Men	Preliminary Group A	17	Mustafa Dagistanli Spor Salonu
	13:00	15:00	USA - UKR	Men	Preliminary Group B	18	Mustafa Dagistanli Spor Salonu
	15:00	17:00	ITA - CAN	Women	Preliminary Group A	19	Hasan Dogan Spor Salonu
	15:00	17:00	IRI - POL	Men	Preliminary Group B	20	Mustafa Dagistanli Spor Salonu
	17:00	19:00	ITA - TUR	Men	Preliminary Group A	21	Mustafa Dagistanli Spor Salonu
	17:30	19:30	JPN - TUR	Women	Preliminary Group A	22	Hasan Dogan Spor Salonu
SAT 22 JUL 2017	10:00	12:00	RUS - JPN	Women	Preliminary Group A	23	Hasan Dogan Spor Salonu
	11:00	13:00	BRA - ITA	Men	Preliminary Group A	24	Mustafa Dagistanli Spor Salonu
	12:30	14:30	USA - BRA	Women	Preliminary Group B	25	Hasan Dogan Spor Salonu
	13:00	15:00	UKR - IRI	Men	Preliminary Group B	26	Mustafa Dagistanli Spor Salonu
	15:00	17:00	POL - UKR	Women	Preliminary Group B	27	Hasan Dogan Spor Salonu
	15:00	17:00	RUS - USA	Men	Preliminary Group B	28	Mustafa Dagistanli Spor Salonu
	17:00	19:00	TUR - JPN	Men	Preliminary Group A	29	Mustafa Dagistanli Spor Salonu
	17:30	19:30	TUR - ITA	Women	Preliminary Group A	30	Hasan Dogan Spor Salonu
SUN 23 JUL 2017	11:00	13:00	JPN - BRA	Men	Preliminary Group A	31	Mustafa Dagistanli Spor Salonu
	13:00	15:00	IRI - RUS	Men	Preliminary Group B	32	Mustafa Dagistanli Spor Salonu
	15:00	17:00	ITA - RUS	Women	Preliminary Group A	33	Hasan Dogan Spor Salonu
	15:00	17:00	POL - UKR	Men	Preliminary Group B	34	Mustafa Dagistanli Spor Salonu
	17:00	19:00	VEN - TUR	Men	Preliminary Group A	35	Mustafa Dagistanli Spor Salonu
	17:30	19:30	CAN - TUR	Women	Preliminary Group A	36	Hasan Dogan Spor Salonu
TUE 25 JUL 2017	10:00	12:00	JPN - BRA	Women	Quarter-finals	37	Hasan Dogan Spor Salonu
	11:00	13:00	TUR - USA	Men	Quarter-finals	38	Mustafa Dagistanli Spor Salonu
	12:30	14:30	RUS - UKR	Women	Quarter-finals	39	Hasan Dogan Spor Salonu
	13:00	15:00	ITA - IRI	Men	Quarter-finals	40	Mustafa Dagistanli Spor Salonu
	15:00	17:00	ITA - POL	Women	Quarter-finals	41	Hasan Dogan Spor Salonu
	15:00	17:00	JPN - RUS	Men	Quarter-finals	42	Mustafa Dagistanli Spor Salonu
	17:00	19:00	BRA - UKR	Men	Quarter-finals	43	Mustafa Dagistanli Spor Salonu
	17:30	19:30	TUR - USA	Women	Quarter-finals	44	Hasan Dogan Spor Salonu
WED 26 JUL 2017	10:00	12:00	BRA - RUS	Women	Semifinals 5-8	45	Hasan Dogan Spor Salonu
	11:00	13:00	JPN - UKR	Women	Semi-finals	46	Mustafa Dagistanli Spor Salonu

Competition Schedule

As of TUE 25 JUL 2017 at 19:34

Date	Start Time	Etimated Finish Time	Teams	Gender	Phase	Game No.	Venue
	12:30	14:30	POL - TUR	Women	Semifinals 5-8	47	Hasan Dogan Spor Salonu
	13:00	15:00	ITA - USA	Women	Semi-finals	48	Mustafa Dagistanli Spor Salonu
	15:00	17:00	USA - ITA	Men	Semifinals 5-8	49	Hasan Dogan Spor Salonu
	15:30	17:30	TUR - IRI	Men	Semi-finals	50	Mustafa Dagistanli Spor Salonu
	17:30	19:30	RUS - UKR	Men	Semi-finals	51	Mustafa Dagistanli Spor Salonu
	17:30	19:30	JPN - BRA	Men	Semifinals 5-8	52	Hasan Dogan Spor Salonu
THU 27 JUL 2017	11:00	13:00	USA - JPN	Men	Final 7th-8th Place	53	Mustafa Dagistanli Spor Salonu
	13:00	15:00	BRA - TUR	Women	Final 7th-8th Place	54	Mustafa Dagistanli Spor Salonu
	15:00	17:00	ITA - BRA	Men	Final 5th-6th Place	55	Mustafa Dagistanli Spor Salonu
	17:00	19:00	RUS - POL	Women	Final 5th-6th Place	56	Mustafa Dagistanli Spor Salonu
FRI 28 JUL 2017	11:00	13:00	IRI - RUS	Men	Bronze-medal Match	57	Mustafa Dagistanli Spor Salonu
	13:00	15:00	UKR - USA	Women	Bronze-medal Match	58	Mustafa Dagistanli Spor Salonu
	15:00	17:00	JPN - ITA	Women	Gold-medal Match	59	Mustafa Dagistanli Spor Salonu
	17:00	19:00	TUR - UKR	Men	Gold-medal Match	60	Mustafa Dagistanli Spor Salonu

LEGEND

L Loser **No.** Number **W** Winner

Medallists

As of TUE 1 AUG 2017 at 16:58

Gold	Silver	Bronze
JPN - Japan	**ITA - Italy**	**USA - US of America**
1 UGAYA Saki	1 TOMAT Alice	1 FROWICK Kali LeAnn
2 YAMASAKI Nozomi	2 CALCAGNI Alice	2 DANIELS Adele
3 MIURA Sanae	3 GALBUSERA Ilaria	3 REESE Katelyn Dee
4 MAEJIMA Nami	4 GENNARO Claudia	4 WHITED Ann
5 TAKARA Miki	5 BROGGI Valentina	5 THOMAS Darriyan
6 AZUMI Rie	6 MARTONE Luana	6 MOUNTY-WEINSTOCK Ludmila
7 HATA Nanako	7 BENNARDO Silvia	7 KONS Jaime Lynn
8 MURAKI Rena	8 BIASIN Federica	11 DIPPOLD Megan E
9 OZUKA Aimi	11 CABONI Vanessa	12 TUBERT Sarah
10 HASEYAMA Yumi	12 CASINI Clara	14 GARRITY Abby
11 NAKATA Mio	13 BRANDANI Simona	16 BUNN Cali
12 HIRAOKA Sayuri	15 BRUNI Federica	

KRONOS

DEAFLYMPICS

Final Standings

As of TUE 1 AUG 2017 at 17:00

P4

Medal	Rank	Team
Gold	1	JPN - Japan
Silver	2	ITA - Italy
Bronze	3	USA - US of America
	4	UKR - Ukraine
	5	RUS - Russia
	6	POL - Poland
	7	TUR - Turkey
	8	BRA - Brazil
	9	CAN - Canada

Results Table - Final Round

P4

As of FRI 28 JUL 2017 at 20:56

Match	Phase	Date	Teams	Sets	Points per Set					Total Points	Match Duration	Spectators
					1	2	3	4	5			
37	Quarter-finals	TUE 25 JUL 2017	JPN vs BRA	3 - 0	25 - 5	25 - 23	25 - 12			75 - 40	1:17	
39	Quarter-finals	TUE 25 JUL 2017	RUS vs UKR	1 - 3	25 - 22	17 - 25	19 - 25	17 - 25		78 - 97	2:02	
41	Quarter-finals	TUE 25 JUL 2017	ITA vs POL	3 - 0	25 - 20	25 - 22	25 - 17			75 - 59	1:25	
44	Quarter-finals	TUE 25 JUL 2017	TUR vs USA	0 - 3	14 - 25	16 - 25	12 - 25			42 - 75	1:14	
45	Semifinals 5-8	WED 26 JUL 2017	BRA vs RUS	2 - 3	25 - 19	12 - 25	25 - 19	20 - 25	7 - 15	89 - 103	2:06	
46	Semi-finals	WED 26 JUL 2017	JPN vs UKR	3 - 0	25 - 18	25 - 23	25 - 20			75 - 61	1:32	
47	Semifinals 5-8	WED 26 JUL 2017	POL vs TUR	3 - 0	25 - 14	25 - 21	25 - 17			75 - 52	1:32	
48	Semi-finals	WED 26 JUL 2017	ITA vs USA	3 - 1	24 - 26	29 - 27	26 - 24	25 - 20		104 - 97	2:11	
54	Final 7th-8th Place	THU 27 JUL 2017	BRA vs TUR	1 - 3	20 - 25	17 - 25	25 - 22	12 - 25		74 - 97	2:12	
56	Final 5th-6th Place	THU 27 JUL 2017	RUS vs POL	3 - 0	25 - 17	25 - 22	25 - 20			75 - 59	1:30	
58	Bronze-medal Match	FRI 28 JUL 2017	UKR vs USA	0 - 3	16 - 25	12 - 25	22 - 25			50 - 75	1:29	
59	Gold-medal Match	FRI 28 JUL 2017	JPN vs ITA	3 - 0	25 - 15	25 - 14	25 - 17			75 - 46	1:19	

Statistics of	Average match duration	Average spectators	Total spectators
Preliminary	1h37		
Final Rounds	1h39		
Tournament	1h38		

Quarterfinal Round Semifinal Round Final Round

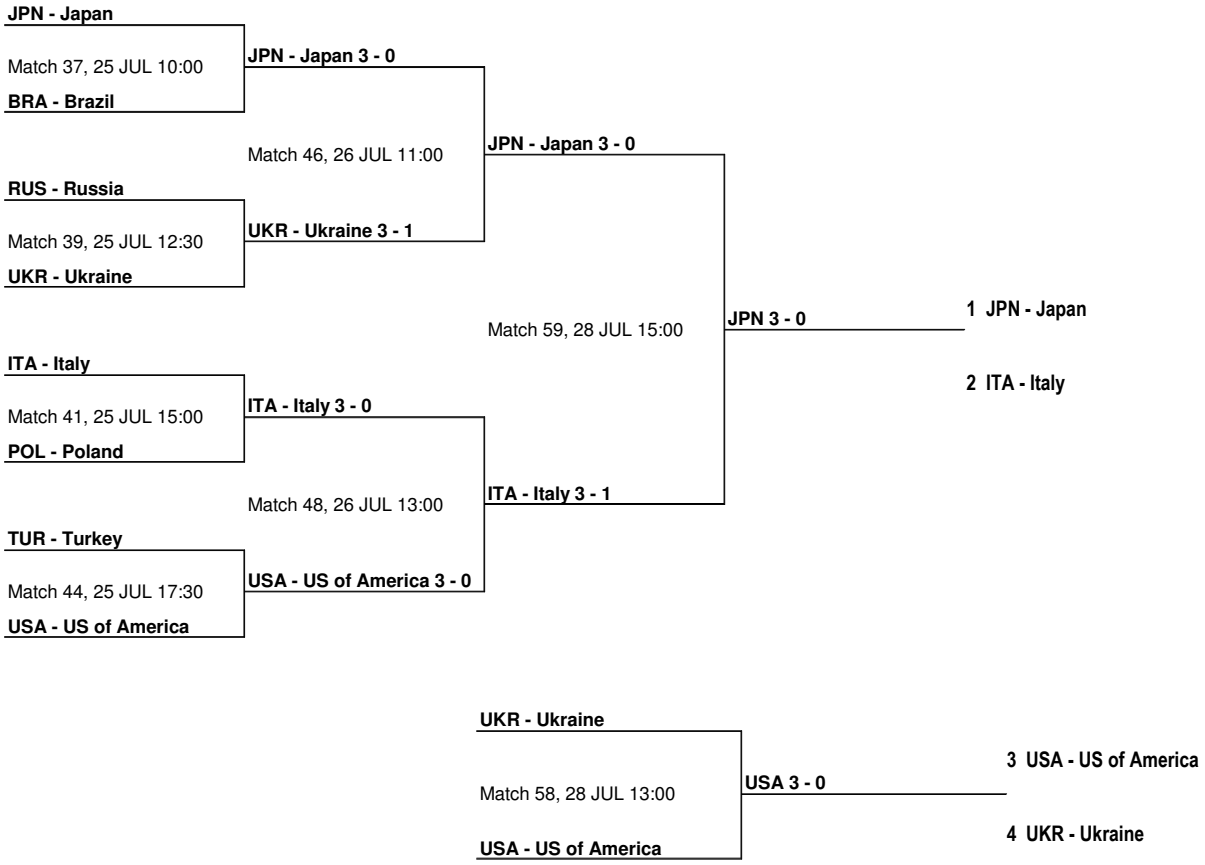

Results Table - Final Round

P4

As of FRI 28 JUL 2017 at 20:56



LEGEND

Ax x (x=1-4) ranked team from pool A

Bx x (x=1-4) ranked team from pool B

FRI 28 JUL 2017
Start Time 15:59 - End Time 17:19
Match Duration 1h19

Results
P2

JPN vs ITA
3 0

Team	Sets	1	2	3	Total
JPN	3	25	25	25	75
ITA	0	15	14	17	46
	Playing Time	23min	24min	25min	1h13

First Referee: Demir DENIZ GUVENC
Second Referee: Rebecca RUIZ JOHANNES

JPN - Japan

No.	Name	Pos.	1	2	3	4	5	Pts
1	UGAYA Saki (C)		4	3	4			6
2	YAMASAKI Nozomi		1	6	1			7
3	MIURA Sanae							
4	MAEJIMA Nami				2			
5	TAKARA Miki	L	L	L	L			
6	AZUMI Rie		6	5	6			6
7	HATA Nanako	S						
8	MURAKI Rena		2					
9	OZUKA Aimi		3	2	3			11
10	HASEYAMA Yumi			12	12			1
11	NAKATA Mio	S	2	1	2			4
12	HIRAOKA Sayuri		5	4	5			12

Coach KAWAKITA Miyuki
Assistant Coach

ITA - Italy

No.	Name	Pos.	1	2	3	4	5	Pts
1	TOMAT Alice		4	4	4			6
2	CALCAGNI Alice	S	4	4	4			
3	GALBUSERA Ilaria (C)		6	6	1			4
4	GENNARO Claudia	S	3	3	3			
5	BROGGI Valentina	L	L	L	L			
6	MARTONE Luana		1	1	13			3
7	BENNARDO Silvia		2	2	2			4
8	BIASIN Federica		6					1
11	CABONI Vanessa		5	5	5			7
12	CASINI Clara							
13	BRANDANI Simona			3	6			1
15	BRUNI Federica			7				

Coach CAMPEDELLI Alessandra
Assistant Coach

TEAM AND PLAYER PERFORMANCES

Won	Total Atts	No.	Name	Scoring Skills	Won	Total Atts	No.	Name
35	**107**	**Total**	**Team**	**Spike**	**14**	**74**	**Total**	**Team**
9	22	12	HIRAOKA Sayuri		5	29	1	TOMAT Alice
9	27	9	OZUKA Aimi		3	12	11	CABONI Vanessa
6	18	6	AZUMI Rie		2	7	6	MARTONE Luana
1	**17**	**Total**	**Team**	**Block**	**8**	**41**	**Total**	**Team**
1	5	2	YAMASAKI Nozomi		4	15	11	CABONI Vanessa
					2	6	7	BENNARDO Silvia
					1	6	1	TOMAT Alice
11	**73**	**Total**	**Team**	**Serve**	**4**	**48**	**Total**	**Team**
4	13	11	NAKATA Mio		1	2	13	BRANDANI Simona
3	12	12	HIRAOKA Sayuri		1	9	3	GALBUSERA Ilaria
2	14	1	UGAYA Saki		1	6	6	MARTONE Luana
58		**Total**	**Team**	**Opp. Error**	**32**		**Total**	**Team**
105	**197**	**Total**	**Team**	**Total**	**58**	**163**	**Total**	**Team**
12	**35**	12	HIRAOKA Sayuri	**Best Scorer**	**7**	**34**	11	CABONI Vanessa

LEGEND

(C)	Team Captain	n	Starting line-up where n= starting position on court	L	Substitute Libero
nn	Susbstitute where nn = shirt number of outgoing player	**Atts**	Attempts	**L**	Libero
MB	Middle Blocker	**No.**	Shirt Number	**Opp.**	Opponent
OS	Opposite Spiker	**Pos**	Playing Position	**Pts**	Points scored
S	Setter	**WS**	Wing Spiker		

GENÇLİK VE SPOR BAKANLIĞI
TÜRKİYE MİLLİ OLİMPİYAT KOMİTESİ
SAMSUN VALİLİĞİ
SAMSUN BÜYÜKŞEHİR BELEDİYESİ
ORDU ÜNİVERSİTESİ
KRONOS
DEAFLYMPICS

FRI 28 JUL 2017
Start Time 15:59 - End Time 17:19
Match Duration: 1h19

Match Statistics

P3

JPN vs ITA
3 0

Team	Sets	1	2	3	Total
JPN	3	25	25	25	75
ITA	0	15	14	17	46
	Playing Time	23min	24min	25min	1h13

First Referee: Demir DENIZ GUVENC **Second Referee:** Rebecca RUIZ JOHANNES

JPN - Japan

Scoring Spike

Rk	No.	Name	Spikes	Faults	Shots	Total Attempts	Eff %
1	10	HASEYAMA Yumi	1	-	-	1	100.00
2	2	YAMASAKI Nozomi	6	1	11	18	27.78
3	6	AZUMI Rie	6	2	10	18	22.22
4	1	UGAYA Saki	4	-	15	19	21.05
5	12	HIRAOKA Sayuri	9	5	8	22	18.18
	9	OZUKA Aimi	9	5	13	27	
	4	MAEJIMA Nami	-	-	1	1	
	11	NAKATA Mio	-	1	-	1	
	3	MIURA Sanae	-	-	-	-	
	5	TAKARA Miki	-	-	-	-	
	7	HATA Nanako	-	-	-	-	
Limit	8	MURAKI Rena	-	-	-	-	
15.00%	Team Totals		35	14	58	107	19.63

Scoring Block

Rk	No.	Name	Kill Blocks	Faults	Rebounds	Total Attempts	Avg. by Set
1	2	YAMASAKI Nozomi	1	1	3	5	0.33
	1	UGAYA Saki	-	1	3	4	
	11	NAKATA Mio	-	3	-	3	
	6	AZUMI Rie	-	-	2	2	
	5	TAKARA Miki	-	-	1	1	
	9	OZUKA Aimi	-	-	1	1	
	12	HIRAOKA Sayuri	-	1	-	1	
	3	MIURA Sanae	-	-	-	-	
	4	MAEJIMA Nami	-	-	-	-	
	7	HATA Nanako	-	-	-	-	
	8	MURAKI Rena	-	-	-	-	
	10	HASEYAMA Yumi	-	-	-	-	
	Team Totals		1	6	10	17	0.33

Scoring Service

Rk	No.	Name	Aces	Faults	Serve Hits	Total Attempts	Avg. by Set
1	11	NAKATA Mio	4	4	5	13	1.33
2	12	HIRAOKA Sayuri	3	2	7	12	1.00
3	9	OZUKA Aimi	2	1	13	16	0.67
3	1	UGAYA Saki	2	1	11	14	0.67
	6	AZUMI Rie	-	4	7	11	
	2	YAMASAKI Nozomi	-	1	2	3	
	4	MAEJIMA Nami	-	-	2	2	
	8	MURAKI Rena	-	1	-	1	
	10	HASEYAMA Yumi	-	-	1	1	
	3	MIURA Sanae	-	-	-	-	
	5	TAKARA Miki	-	-	-	-	
	7	HATA Nanako	-	-	-	-	
	Team Totals		11	14	48	73	3.67

Team	Opponent Errors & Team Faults	58	-			

FRI 28 JUL 2017
Start Time 15:59 - End Time 17:19
Match Duration: 1h19

Match Statistics
P3

JPN - Japan

Non-Scoring Dig	Rk	No.	Name	Digs	Faults	Receptions	Total Attempts	Avg. by Set
	1	12	HIRAOKA Sayuri	4	-	1	5	1.33
	2	2	YAMASAKI Nozomi	2	-	3	5	0.67
	3	1	UGAYA Saki	1	1	6	8	0.33
		9	OZUKA Aimi	-	1	8	9	
		5	TAKARA Miki	-	-	3	3	
		6	AZUMI Rie	-	-	3	3	
		11	NAKATA Mio	-	-	1	1	
		3	MIURA Sanae	-	-	-	-	
		4	MAEJIMA Nami	-	-	-	-	
		7	HATA Nanako	-	-	-	-	
		8	MURAKI Rena	-	-	-	-	
		10	HASEYAMA Yumi	-	-	-	-	
	Team Totals			**7**	**2**	**25**	**34**	**2.33**

Non-Scoring Set	Rk	No.	Name	Running Sets	Faults	Still Sets	Total Attempts	Avg. by Set
	1	11	NAKATA Mio	3	-	26	29	1.00
		12	HIRAOKA Sayuri	-	-	2	2	
		6	AZUMI Rie	-	-	1	1	
		1	UGAYA Saki	-	-	-	-	
		2	YAMASAKI Nozomi	-	-	-	-	
		3	MIURA Sanae	-	-	-	-	
		4	MAEJIMA Nami	-	-	-	-	
		5	TAKARA Miki	-	-	-	-	
		7	HATA Nanako	-	-	-	-	
		8	MURAKI Rena	-	-	-	-	
		9	OZUKA Aimi	-	-	-	-	
		10	HASEYAMA Yumi	-	-	-	-	
	Team Totals			**3**	**-**	**29**	**32**	**1.00**

Non-Scoring Reception	Rk	No.	Name	Excellents	Faults	Serve Receptions	Total Attempts	Succ. %
	1	1	UGAYA Saki	1	-	4	5	20.00
	1	2	YAMASAKI Nozomi	1	-	4	5	20.00
		9	OZUKA Aimi	-	3	11	14	
		5	TAKARA Miki	-	-	12	12	
		6	AZUMI Rie	-	1	4	5	
		3	MIURA Sanae	-	-	-	-	
		4	MAEJIMA Nami	-	-	-	-	
		7	HATA Nanako	-	-	-	-	
		8	MURAKI Rena	-	-	-	-	
		10	HASEYAMA Yumi	-	-	-	-	
		11	NAKATA Mio	-	-	-	-	
Limit		12	HIRAOKA Sayuri	-	-	-	-	
25.00%	**Team Totals**			**2**	**4**	**35**	**41**	

FRI 28 JUL 2017
Start Time 15:59 - End Time 17:19
Match Duration: 1h19

Match Statistics
P3

ITA - Italy

Scoring Spike	Rk	No.	Name	Spikes	Faults	Shots	Total Attempts	Eff %
	1	11	CABONI Vanessa	3	-	9	12	25.00
	2	6	MARTONE Luana	2	1	4	7	14.29
	2	7	BENNARDO Silvia	2	1	4	7	14.29
		1	TOMAT Alice	5	7	17	29	
		3	GALBUSERA Ilaria	2	4	8	14	
		4	GENNARO Claudia	-	-	2	2	
		13	BRANDANI Simona	-	1	1	2	
		8	BIASIN Federica	-	1	-	1	
		2	CALCAGNI Alice	-	-	-	-	
		5	BROGGI Valentina	-	-	-	-	
		12	CASINI Clara	-	-	-	-	
Limit		15	BRUNI Federica	-	-	-	-	
15.00%	Team Totals			14	15	45	74	

Scoring Block	Rk	No.	Name	Kill Blocks	Faults	Rebounds	Total Attempts	Avg. by Set
	1	11	CABONI Vanessa	4	3	8	15	1.33
	2	7	BENNARDO Silvia	2	1	3	6	0.67
	3	1	TOMAT Alice	1	2	3	6	0.33
	3	3	GALBUSERA Ilaria	1	3	2	6	0.33
		4	GENNARO Claudia	-	4	2	6	
		2	CALCAGNI Alice	-	1	-	1	
		6	MARTONE Luana	-	1	-	1	
		5	BROGGI Valentina	-	-	-	-	
		8	BIASIN Federica	-	-	-	-	
		12	CASINI Clara	-	-	-	-	
		13	BRANDANI Simona	-	-	-	-	
		15	BRUNI Federica	-	-	-	-	
	Team Totals			8	15	18	41	2.67

Scoring Service	Rk	No.	Name	Aces	Faults	Serve Hits	Total Attempts	Avg. by Set
	1	3	GALBUSERA Ilaria	1	2	6	9	0.33
	1	6	MARTONE Luana	1	-	5	6	0.33
	1	8	BIASIN Federica	1	-	2	3	0.33
	1	13	BRANDANI Simona	1	1	-	2	0.33
		1	TOMAT Alice	-	-	7	7	
		11	CABONI Vanessa	-	-	7	7	
		7	BENNARDO Silvia	-	1	5	6	
		2	CALCAGNI Alice	-	-	3	3	
		4	GENNARO Claudia	-	2	1	3	
		15	BRUNI Federica	-	1	1	2	
		5	BROGGI Valentina	-	-	-	-	
		12	CASINI Clara	-	-	-	-	
	Team Totals			4	7	37	48	1.33

Team								
	Opponent Errors & Team Faults			32	-			

FRI 28 JUL 2017
Start Time 15:59 - End Time 17:19
Match Duration: 1h19

Match Statistics
P3

ITA - Italy

Non-Scoring Dig	Rk	No.	Name	Digs	Faults	Receptions	Total Attempts	Avg. by Set
		5	BROGGI Valentina	-	1	11	12	
		1	TOMAT Alice	-	4	5	9	
		6	MARTONE Luana	-	-	8	8	
		4	GENNARO Claudia	-	1	3	4	
		15	BRUNI Federica	-	-	4	4	
		7	BENNARDO Silvia	-	1	2	3	
		2	CALCAGNI Alice	-	-	2	2	
		3	GALBUSERA Ilaria	-	1	1	2	
		11	CABONI Vanessa	-	-	1	1	
		12	CASINI Clara	-	-	1	1	
		13	BRANDANI Simona	-	-	1	1	
		8	BIASIN Federica	-	-	-	-	
	Team Totals			**-**	**8**	**39**	**47**	

Non-Scoring Set	Rk	No.	Name	Running Sets	Faults	Still Sets	Total Attempts	Avg. by Set
	1	4	GENNARO Claudia	3	-	23	26	1.00
		2	CALCAGNI Alice	-	3	4	7	
		5	BROGGI Valentina	-	-	3	3	
		3	GALBUSERA Ilaria	-	-	1	1	
		1	TOMAT Alice	-	-	-	-	
		6	MARTONE Luana	-	-	-	-	
		7	BENNARDO Silvia	-	-	-	-	
		8	BIASIN Federica	-	-	-	-	
		11	CABONI Vanessa	-	-	-	-	
		12	CASINI Clara	-	-	-	-	
		13	BRANDANI Simona	-	-	-	-	
		15	BRUNI Federica	-	-	-	-	
	Team Totals			**3**	**3**	**31**	**37**	**1.00**

Non-Scoring Reception	Rk	No.	Name	Excellents	Faults	Serve Receptions	Total Attempts	Succ. %
	1	1	TOMAT Alice	4	2	11	17	23.53
		5	BROGGI Valentina	2	1	15	18	
		3	GALBUSERA Ilaria	-	2	10	12	
		6	MARTONE Luana	-	5	1	6	
		15	BRUNI Federica	-	1	3	4	
		8	BIASIN Federica	-	-	1	1	
		11	CABONI Vanessa	-	-	1	1	
		2	CALCAGNI Alice	-	-	-	-	
		4	GENNARO Claudia	-	-	-	-	
		7	BENNARDO Silvia	-	-	-	-	
		12	CASINI Clara	-	-	-	-	
Limit		13	BRANDANI Simona	-	-	-	-	
25.00%	**Team Totals**			**6**	**11**	**42**	**59**	

LEGEND
Avg. Average **Eff.** Efficiency **No.** Shirt Number **Rk** Rank **Succ** Success %

FRI 28 JUL 2017
Start Time 15:59 - End Time 17:19
Match Duration: 1h19

Play by Play

JPN vs ITA
3 0

Team	Sets	1	2	3	Total
JPN	3	25	25	25	75
ITA	0	15	14	17	46
	Playing Time	23min	24min	25min	1h13

First Referee: Demir DENIZ GUVENC **Second Referee:** Rebecca RUIZ JOHANNES

1st Set

Rally	JPN - Japan				Lead	Score	Lead		ITA - Italy		
1	Spike	9 OZUKA	Spike Opp. Error	+	1	1-0			Serve Block	6 MARTONE 4 GENNARO	Serve Hit Fault
2	Serve	11 NAKATA	Ace Opp. Error						Reception	6 MARTONE	Reception Fault
3	Point	TEAM	Point	+	2	2-0					
4	Serve	11 NAKATA	Fault	+	1	2-1					Opp. Error
5	Spike	12 HIRAOKA	Spike Opp. Error	+	2	3-1			Serve Dig	7 BENNARDO 7 BENNARDO	Serve Hit Fault
6	Serve Spike	9 OZUKA 12 HIRAOKA	Serve Hit Fault						Block	1 TOMAT	Kill Block
7					1	3-2		+	Point	TEAM	Point
8			Opp. Error						Serve Block	4 GENNARO 3 GALBUSERA	Serve Hit Fault
9	Point	TEAM	Point	+	2	4-2					
10	Serve Block	1 UGAYA 12 HIRAOKA	Serve Hit Fault	+	1	4-3			Spike	11 CABONI	Spike Opp. Error
11			Opp. Error						Serve Block	1 TOMAT 11 CABONI	Serve Hit Fault
12	Point	TEAM	Point	+	2	5-3					
13	Serve Spike	12 HIRAOKA 2 YAMASAKI	Serve Hit Fault								Opp. Error
14					1	5-4		+	Point	TEAM	Point
15	Spike	6 AZUMI	Spike	+	2	6-4			Serve	11 CABONI	Serve Hit
16	Serve Spike	6 AZUMI 2 YAMASAKI	Serve Hit Spike Opp. Error	+	3	7-4			Dig	4 GENNARO	Fault
17	Serve Spike	6 AZUMI 9 OZUKA	Serve Hit Spike	+	4	8-4					
18	Serve Block	6 AZUMI 2 YAMASAKI	Serve Hit Kill Block						Spike	6 MARTONE	Fault
19	Point	TEAM	Point	+	5	9-4					
20	Serve	6 AZUMI	Fault	+	4	9-5					Opp. Error
21			Opp. Error	+	5	10-5			Serve	3 GALBUSERA	Fault
22	Serve Block	2 YAMASAKI 11 NAKATA	Serve Hit Fault	+	4	10-6			Spike	6 MARTONE	Spike Opp. Error

FRI 28 JUL 2017
Start Time 15:59 - End Time 17:19
Match Duration: 1h19

Play by Play

1st Set

Rally	JPN - Japan				Lead	Score	Lead	ITA - Italy		
23	Spike	9 OZUKA	Spike Opp. Error	+ +	5	11-6		Serve Block	6 MARTONE 4 GENNARO	Serve Hit Fault
24	Serve	11 NAKATA	Ace Opp. Error					Reception	6 MARTONE	Reception Fault
25	Point	TEAM	Point	+	6	12-6				
26	Serve	11 NAKATA	Fault	+	5	12-7				Opp. Error
27			Opp. Error	+	6	13-7		Serve	7 BENNARDO	Fault
28	Serve	9 OZUKA	Fault	+	5	13-8				Opp. Error
								Sub.	2 CALCAGNI	In
								Sub.	4 GENNARO	Out
29								Serve	2 CALCAGNI	Serve Hit
			Opp. Error	+	6	14-8		Set	2 CALCAGNI	Fault
30	Serve	1 UGAYA	Serve Hit Opp. Error					Spike	1 TOMAT	Fault
31	Point	TEAM	Point	+	7	15-8				
32	Serve	1 UGAYA	Serve Hit Opp. Error					Spike Block	3 GALBUSERA 3 GALBUSERA	Spike Fault
33	Point	TEAM	Point	+	8	16-8				
34	Serve Dig	1 UGAYA 1 UGAYA	Serve Hit Fault	+	7	16-9		Spike	1 TOMAT	Spike Opp. Error
35	Spike	12 HIRAOKA	Spike Opp. Error	+ +	8	17-9		Serve Block	1 TOMAT 6 MARTONE	Serve Hit Fault
36	Serve	12 HIRAOKA	Ace Opp. Error					Reception	1 TOMAT	Reception Fault
37	Point	TEAM	Point	+	9	18-9				
										Time Out
38	Serve	12 HIRAOKA	Ace Opp. Error					Reception	6 MARTONE	Reception Fault
39	Point	TEAM	Point	+	10	19-9				
								Sub.	6 MARTONE	Out
								Sub.	8 BIASIN	In
40	Serve Spike	12 HIRAOKA 2 YAMASAKI	Serve Hit Spike Opp. Error	+ +	11	20-9		Dig	1 TOMAT	Fault
41	Serve	12 HIRAOKA	Serve Hit							
			Opp. Error	+	12	21-9		Set	2 CALCAGNI	Fault
								Sub.	2 CALCAGNI	Out
								Sub.	4 GENNARO	In
42	Serve	12 HIRAOKA	Serve Hit Opp. Error					Spike	8 BIASIN	Fault
43	Point	TEAM	Point	+	13	22-9				
44	Serve	12 HIRAOKA	Fault	+	12	22-10				Opp. Error

FRI 28 JUL 2017
Start Time 15:59 - End Time 17:19
Match Duration: 1h19

Play by Play

1st Set

Rally	JPN - Japan				Lead	Score	Lead	ITA - Italy		
45			Opp. Error					Serve Spike	11 CABONI 3 GALBUSERA	Serve Hit Fault
46	Point	TEAM	Point	+	13	23-10				
47	Serve Spike	6 AZUMI 9 OZUKA	Serve Hit Fault					Block	3 GALBUSERA	Kill Block
48					12	23-11		+ Point	TEAM	Point
49	Reception	6 AZUMI	Reception Fault					Serve	3 GALBUSERA	Ace Opp. Error
50					11	23-12		+ Point	TEAM	Point
51			Opp. Error	+	12	24-12		Serve	3 GALBUSERA	Fault
	Sub.	2 YAMASAKI	Out							
	Sub.	8 MURAKI	In							
										Time Out
52	Serve	8 MURAKI	Fault	+	11	24-13				Opp. Error
	Sub.	2 YAMASAKI	In							
	Sub.	8 MURAKI	Out							
53	Reception	9 OZUKA	Reception Fault					Serve	8 BIASIN	Ace Opp. Error
54					10	24-14		+ Point	TEAM	Point
55	Spike	9 OZUKA	Fault					Serve Block	8 BIASIN 7 BENNARDO	Serve Hit Kill Block
56					9	24-15		+ Point	TEAM	Point
			Time Out							
57	Spike	9 OZUKA	Spike Opp. Error	+	10	25-15		Serve Block	8 BIASIN 7 BENNARDO	Serve Hit Fault

2nd Set

Rally	JPN - Japan				Lead	Score	Lead	ITA - Italy		
1	Serve	11 NAKATA	Serve Hit Opp. Error					Spike	1 TOMAT	Fault
2	Point	TEAM	Point	+	1	1-0				
3	Serve	11 NAKATA	Fault	+		1-1				Opp. Error
4				+		1-2	1	Serve Spike	7 BENNARDO 11 CABONI	Serve Hit Spike
5	Spike	9 OZUKA	Spike Opp. Error	+		2-2		Serve Block	7 BENNARDO 1 TOMAT	Serve Hit Fault
6	Serve Spike	9 OZUKA 12 HIRAOKA	Serve Hit Spike Opp. Error	+	1	3-2		Block	4 GENNARO	Fault
7	Serve	9 OZUKA	Ace Opp. Error					Reception	6 MARTONE	Reception Fault
8	Point	TEAM	Point	+	2	4-2				
9	Serve	9 OZUKA	Ace Opp. Error					Reception	3 GALBUSERA	Reception Fault
10	Point	TEAM	Point	+	3	5-2				

FRI 28 JUL 2017
Start Time 15:59 - End Time 17:19
Match Duration: 1h19

Play by Play

2nd Set

Rally	JPN - Japan				Lead	Score	Lead	ITA - Italy		
11	Serve	9 OZUKA	Serve Hit					Spike	1 TOMAT	Fault
			Opp. Error							
12	Point	TEAM	Point	+	4	6-2				
13	Serve	9 OZUKA	Serve Hit							
				+	3	6-3		Spike	1 TOMAT	Spike
14								Serve	4 GENNARO	Fault
			Opp. Error	+	4	7-3				
15	Serve	1 UGAYA	Serve Hit							
			Opp. Error					Spike	3 GALBUSERA	Fault
16	Point	TEAM	Point	+	5	8-3				
17	Serve	1 UGAYA	Serve Hit							
	Spike	12 HIRAOKA	Spike					Dig	5 BROGGI	Fault
			Opp. Error	+	6	9-3				
18	Serve	1 UGAYA	Serve Hit							
	Spike	12 HIRAOKA	Fault							Opp. Error
19					5	9-4		+ Point	TEAM	Point
20								Serve	1 TOMAT	Serve Hit
	Spike	12 HIRAOKA	Fault					Block	11 CABONI	Kill Block
21					4	9-5		+ Point	TEAM	Point
22								Serve	1 TOMAT	Serve Hit
	Spike	1 UGAYA	Spike					Block	11 CABONI	Fault
			Opp. Error	+	5	10-5				
23	Serve	12 HIRAOKA	Serve Hit							
	Spike	2 YAMASAKI	Spike					Dig	1 TOMAT	Fault
			Opp. Error	+	6	11-5				
24	Serve	12 HIRAOKA	Serve Hit							
	Block	11 NAKATA	Fault					Spike	6 MARTONE	Spike
				+	5	11-6				Opp. Error
25								Serve	11 CABONI	Serve Hit
	Spike	6 AZUMI	Spike					Block	3 GALBUSERA	Fault
			Opp. Error	+	6	12-6				
26	Serve	6 AZUMI	Fault							
				+	5	12-7				Opp. Error
27								Serve	3 GALBUSERA	Serve Hit
	Spike	2 YAMASAKI	Spike					Dig	1 TOMAT	Fault
			Opp. Error	+	6	13-7				
28	Serve	2 YAMASAKI	Fault							
				+	5	13-8				Opp. Error
29								Serve	6 MARTONE	Serve Hit
	Spike	9 OZUKA	Fault							Opp. Error
30					4	13-9		+ Point	TEAM	Point
31								Serve	6 MARTONE	Ace
	Reception	9 OZUKA	Reception Fault							Opp. Error
32					3	13-10		+ Point	TEAM	Point
33								Serve	6 MARTONE	Serve Hit
	Spike	9 OZUKA	Spike					Dig	3 GALBUSERA	Fault
			Opp. Error	+	4	14-10				
34	Serve	11 NAKATA	Ace							
			Opp. Error					Reception	6 MARTONE	Reception Fault
35	Point	TEAM	Point	+	5	15-10				
36	Serve	11 NAKATA	Serve Hit							
	Spike	9 OZUKA	Fault							Opp. Error

FRI 28 JUL 2017
Start Time 15:59 - End Time 17:19
Match Duration: 1h19

Play by Play

2nd Set

Rally	JPN - Japan				Lead	Score	Lead	ITA - Italy			
37					4	15-11		+	Point	TEAM	Point
									Sub.	7 BENNARDO	Out
									Sub.	15 BRUNI	In
38									Serve	15 BRUNI	Serve Hit
	Spike	12 HIRAOKA	Fault						Block	11 CABONI	Kill Block
39					3	15-12		+	Point	TEAM	Point
40									Serve	15 BRUNI	Fault
			Opp. Error	+	4	16-12					
41	Serve	9 OZUKA	Serve Hit								
	Spike	1 UGAYA	Spike						Block	11 CABONI	Fault
			Opp. Error	+	5	17-12					
42	Serve	9 OZUKA	Serve Hit								
	Spike	12 HIRAOKA	Spike						Block	1 TOMAT	Fault
			Opp. Error	+	6	18-12					
											Time Out
43	Serve	9 OZUKA	Serve Hit								
	Spike	12 HIRAOKA	Spike	+	7	19-12					
44	Serve	9 OZUKA	Serve Hit								
			Opp. Error						Spike	1 TOMAT	Fault
45	Point	TEAM	Point	+	8	20-12					
											Time Out
	Sub.	10 HASEYAMA	In								
	Sub.	12 HIRAOKA	Out								
46	Serve	9 OZUKA	Serve Hit								
	Spike	6 AZUMI	Fault						Block	11 CABONI	Kill Block
47					7	20-13		+	Point	TEAM	Point
									Sub.	2 CALCAGNI	In
									Sub.	4 GENNARO	Out
48									Serve	2 CALCAGNI	Serve Hit
	Spike	1 UGAYA	Spike						Block	2 CALCAGNI	Fault
			Opp. Error	+	8	21-13					
									Sub.	3 GALBUSERA	Out
									Sub.	13 BRANDANI	In
49	Serve	1 UGAYA	Ace								
			Opp. Error						Reception	15 BRUNI	Reception Fault
50	Point	TEAM	Point	+	9	22-13					
51	Serve	1 UGAYA	Ace								
			Opp. Error						Reception	1 TOMAT	Reception Fault
52	Point	TEAM	Point	+	10	23-13					
53	Serve	1 UGAYA	Serve Hit	+	11	24-13					
54	Serve	1 UGAYA	Fault								
				+	10	24-14					Opp. Error
55									Serve	1 TOMAT	Serve Hit
	Spike	10 HASEYAMA	Spike	+	11	25-14					

3rd Set

Rally	JPN - Japan				Lead	Score	Lead	ITA - Italy			
1									Serve	3 GALBUSERA	Serve Hit
	Block	1 UGAYA	Fault						Spike	7 BENNARDO	Spike
				+		0-1	1				Opp. Error

FRI 28 JUL 2017
Start Time 15:59 - End Time 17:19
Match Duration: 1h19

Play by Play

3rd Set

Rally	JPN - Japan				Lead	Score	Lead	ITA - Italy		
2	Spike	1 UGAYA	Spike	+		1-1		Serve	3 GALBUSERA	Serve Hit
3	Serve Spike	11 NAKATA 9 OZUKA	Serve Hit Spike	+	1	2-1				
4	Serve	11 NAKATA	Fault	+		2-2				Opp. Error
5	Spike	12 HIRAOKA	Spike Opp. Error	+	1	3-2		Serve Block	7 BENNARDO 4 GENNARO	Serve Hit Fault
6	Serve Spike	9 OZUKA 12 HIRAOKA	Serve Hit Spike	+	2	4-2				
7	Serve	9 OZUKA	Serve Hit	+	1	4-3		Spike	11 CABONI	Spike
8			Opp. Error	+	2	5-3		Serve	4 GENNARO	Fault
9	Serve Spike	1 UGAYA 12 HIRAOKA	Serve Hit Spike	+	3	6-3				
10	Serve Block	1 UGAYA 2 YAMASAKI	Serve Hit Fault	+	2	6-4		Spike	1 TOMAT	Spike Opp. Error
11	Spike	2 YAMASAKI	Spike	+	3	7-4		Serve	1 TOMAT	Serve Hit
12	Serve Spike	12 HIRAOKA 6 AZUMI	Serve Hit Spike	+	4	8-4				
13	Serve	12 HIRAOKA	Ace Opp. Error					Reception	5 BROGGI	Reception Fault
14	Point	TEAM	Point	+	5	9-4				
15	Serve	12 HIRAOKA	Fault	+	4	9-5				Opp. Error
16	Spike	6 AZUMI	Spike Opp. Error	+	5	10-5		Serve Dig	11 CABONI 1 TOMAT	Serve Hit Fault
17	Serve	6 AZUMI	Serve Hit Opp. Error					Spike	1 TOMAT	Fault
18	Point	TEAM	Point	+	6	11-5				
19	Serve	6 AZUMI	Serve Hit Opp. Error					Spike	13 BRANDANI	Fault
20	Point	TEAM	Point	+	7	12-5				
21	Serve	6 AZUMI	Serve Hit Opp. Error					Spike	3 GALBUSERA	Fault
22	Point	TEAM	Point	+	8	13-5				
										Time Out
23	Serve	6 AZUMI	Fault	+	7	13-6				Opp. Error
24	Reception	9 OZUKA	Reception Fault					Serve	13 BRANDANI	Ace Opp. Error
25					6	13-7	+	Point	TEAM	Point
26			Opp. Error	+	7	14-7		Serve	13 BRANDANI	Fault
27	Serve Spike	2 YAMASAKI 11 NAKATA	Serve Hit Fault							Opp. Error

FRI 28 JUL 2017
Start Time 15:59 - End Time 17:19
Match Duration: 1h19

Play by Play

3rd Set

Rally	JPN - Japan				Lead	Score	Lead	ITA - Italy		
28					6	14-8		+ Point	TEAM	Point
29				+	5	14-9		Serve Spike	3 GALBUSERA 3 GALBUSERA	Serve Hit Spike
30	Spike	9 OZUKA	Spike	+	6	15-9		Serve	3 GALBUSERA	Serve Hit
31	Serve Dig	11 NAKATA 9 OZUKA	Serve Hit Fault	+	5	15-10		Spike	1 TOMAT	Spike Opp. Error
32			Opp. Error					Serve Spike	7 BENNARDO 1 TOMAT	Serve Hit Fault
33	Point	TEAM	Point	+	6	16-10				
34	Serve Spike	9 OZUKA 6 AZUMI	Serve Hit Spike	+	7	17-10				
35	Serve Spike	9 OZUKA 12 HIRAOKA	Serve Hit Fault					Block	11 CABONI	Kill Block
36					6	17-11		+ Point	TEAM	Point
								Sub.	2 CALCAGNI	In
								Sub.	4 GENNARO	Out
								Sub.	6 MARTONE	In
								Sub.	13 BRANDANI	Out
37								Serve	2 CALCAGNI	Serve Hit
			Opp. Error	+	7	18-11		Set	2 CALCAGNI	Fault
38	Serve	1 UGAYA	Serve Hit	+	6	18-12		Spike	1 TOMAT	Spike
39	Spike	6 AZUMI	Spike	+	7	19-12		Serve	1 TOMAT	Serve Hit
	Sub.	10 HASEYAMA	In							
	Sub.	12 HIRAOKA	Out							
40	Serve Block	10 HASEYAMA 11 NAKATA	Serve Hit Fault							Opp. Error
41					6	19-13		+ Point	TEAM	Point
42	Spike	6 AZUMI	Fault					Serve	11 CABONI	Serve Hit Opp. Error
43					5	19-14		+ Point	TEAM	Point
44				+	4	19-15		Serve Spike	11 CABONI 7 BENNARDO	Serve Hit Spike
			Time Out							
45	Spike	2 YAMASAKI	Spike	+	5	20-15		Serve	11 CABONI	Serve Hit
46	Serve	6 AZUMI	Fault	+	4	20-16				Opp. Error
								Sub.	2 CALCAGNI	Out
								Sub.	4 GENNARO	In
47	Spike	9 OZUKA	Spike	+	5	21-16		Serve	6 MARTONE	Serve Hit
	Sub.	2 YAMASAKI	Out							
	Sub.	4 MAEJIMA	In							
48	Serve	4 MAEJIMA	Serve Hit Opp. Error					Spike	7 BENNARDO	Fault
49	Point	TEAM	Point	+	6	22-16				

FRI 28 JUL 2017
Start Time 15:59 - End Time 17:19
Match Duration: 1h19

Play by Play

3rd Set

Rally	JPN - Japan				Lead	Score	Lead	ITA - Italy		
50	Serve Spike	4 MAEJIMA 9 OZUKA	Serve Hit Fault					Block	7 BENNARDO	Kill Block
51					5	22-17		+ Point	TEAM	Point
	Sub.	2 YAMASAKI	In							
	Sub.	4 MAEJIMA	Out							
52			Opp. Error					Serve Spike	3 GALBUSERA 3 GALBUSERA	Serve Hit Fault
53	Point	TEAM	Point	+	6	23-17				
54	Serve	11 NAKATA	Serve Hit Opp. Error					Spike	1 TOMAT	Fault
55	Point	TEAM	Point	+	7	24-17				
56	Serve	11 NAKATA	Ace Opp. Error					Reception	3 GALBUSERA	Reception Fault
57	Point	TEAM	Point	+	8	25-17				

LEGEND

+ Point scored by team | **Opp.** Opponent | **Sub.** Substitution

FRI 28 JUL 2017
Start Time 15:00

Start List

JPN vs ITA

P1

First Referee: Demir DENIZ GUVENC

Second Referee: Rebecca RUIZ JOHANNES

JPN - Japan

Shirt colour: White

No.	Name	Shirt Name	Pos.	Han.	Height	Weight	Highest Reach		Date of Birth	Tournament Totals				
							Spike cm	Block cm		Spike	Block	Serve	Total	%
1	UGAYA Saki (C)	UGAYA							4 FEB 1991	18	2	1	21	7.87
2	YAMASAKI Nozomi	YAMASAKI							24 JUL 1984	34	9	7	50	18.73
3	MIURA Sanae	MIURA							16 APR 1986	3	0	0	3	1.12
4	MAEJIMA Nami	MAEJIMA							21 JUL 1988	0	0	1	1	0.37
5	TAKARA Miki	TAKARA	L						11 JAN 1991	1	0	0	1	0.37
6	AZUMI Rie	AZUMI							9 JUN 1991	67	1	12	80	29.96
7	HATA Nanako	HATA	S						6 JUL 1991	1	1	0	2	0.75
8	MURAKI Rena	MURAKI							2 APR 1997	0	0	5	5	1.87
9	OZUKA Aimi	OZUKA							10 AUG 1997	61	0	14	75	28.09
10	HASEYAMA Yumi	HASEYAMA							24 AUG 2000	7	0	2	9	3.37
11	NAKATA Mio	NAKATA	S						12 FEB 2001	3	0	21	24	8.99
12	HIRAOKA Sayuri	HIRAOKA							3 MAY 1999	49	1	9	59	22.10

Coach KAWAKITA Miyuki **Assistant**

Phase	Opponent	Sets	Points per Set
Preliminary - Group A	ITA	3 - 0	25 - 21, 25 - 17, 26 - 17
Preliminary - Group A	CAN	3 - 0	25 - 6, 25 - 11, 25 - 16
Preliminary - Group A	TUR	3 - 0	25 - 17, 25 - 9, 25 - 19
Preliminary - Group A	RUS	3 - 0	25 - 16, 25 - 22, 25 - 15
Quarter-finals	BRA	3 - 0	25 - 5, 25 - 23, 25 - 12
Semi-finals	UKR	3 - 0	25 - 18, 25 - 23, 25 - 20

ITA - Italy

Shirt colour: Blue

No.	Name	Shirt Name	Pos.	Han.	Height	Weight	Highest Reach		Date of Birth	Tournament Totals				
							Spike cm	Block cm		Spike	Block	Serve	Total	%
1	TOMAT Alice	TOMAT							22 JUN 1993	103	4	11	118	55.40
2	CALCAGNI Alice	CALCAGNI	S						14 SEP 1995	2	0	3	5	2.35
3	GALBUSERA Ilaria (C)	GALBUSERA							3 FEB 1991	20	1	4	25	11.74
4	GENNARO Claudia	GENNARO	S						7 MAR 1991	14	2	8	24	11.27
5	BROGGI Valentina	BROGGI	L						24 OCT 1989	0	0	0	0	0
6	MARTONE Luana	MARTONE							21 FEB 2000	30	2	4	36	16.90
7	BENNARDO Silvia	BENNARDO							27 JUL 1992	19	6	4	29	13.62
8	BIASIN Federica	BIASIN							8 JUN 1995	1	0	0	1	0.47
11	CABONI Vanessa	CABONI							17 APR 1997	36	15	10	61	28.64
12	CASINI Clara	CASINI							1 APR 1999	0	0	0	0	0
13	BRANDANI Simona	BRANDANI							1 JUN 1998	2	0	0	2	0.94
15	BRUNI Federica	BRUNI							20 APR 2001	1	0	1	2	0.94

Coach CAMPEDELLI Alessandra **Assistant**

Phase	Opponent	Sets	Points per Set
Preliminary - Group A	JPN	0 - 3	21 - 25, 17 - 25, 17 - 26
Preliminary - Group A	CAN	3 - 0	25 - 17, 25 - 14, 25 - 16
Preliminary - Group A	TUR	3 - 0	25 - 11, 25 - 15, 25 - 14
Preliminary - Group A	RUS	3 - 1	27 - 25, 25 - 27, 29 - 27, 25 - 12
Quarter-finals	POL	3 - 0	25 - 20, 25 - 22, 25 - 17
Semi-finals	USA	3 - 1	24 - 26, 29 - 27, 26 - 24, 25 - 20

LEGEND

%	Percentage of total team score	**(C)**	Team Captain	**BH**	Both Handed	**F1**	Gold-medal Match	**Han.**	Handedness
L	Libero	**LH**	Left Handed	**MB**	Middle Blocker	**No.**	Shirt Number	**OS**	Opposite Spiker
SF	Semi-finals	**WS**	Wing Spiker	**QF**	Quarter-finals	**RH**	Right Handed	**S**	Setter

FRI 28 JUL 2017
Start Time 13:50 - End Time 15:19
Match Duration 1h29

Results
P2

UKR vs USA
0 **3**

Team	Sets	1	2	3	Total
UKR	0	16	12	22	50
USA	3	25	25	25	75
	Playing Time	24min	25min	32min	1h22

First Referee: Pinar ELMA (TUR) **Second Referee:** Vadzim LEBEDZEV (BLR)

UKR - Ukraine

No.	Name	Pos.	1	2	3	4	5	Pts
1	TERESHCHUK Oleksandra		4	1	2			5
4	ETIEN Tatiana (C)	S	5	2	1			1
5	SEMIZENKO Inha		12	5	4			6
8	NAGIBINA Natalia		19	3	3			
9	KASITSKA Yuliya	L	L	L	L			
10	MOSIICHUK Iryna		4	4				
11	MIROSHNIKOVA Iryna		1	4	5			5
12	KOVALCHUK Iryna		2	15				
13	HERIY Olena			1	15			
15	RIDOSH Khrystyna		3	6	6			11
17	KASITSKA Angelina	S						
19	BALOH Karina		6	8	11			2

Coach KASITSKYI Leonid
Assistant Coach

USA - US of America

No.	Name	Pos.	1	2	3	4	5	Pts
1	FROWICK Kali LeAnn		1	1	1			12
2	DANIELS Adele		6	6	6			12
3	REESE Katelyn Dee		5	5	5			13
4	WHITED Ann			6	3			
5	THOMAS Darriyan	L	L	L	L			
6	MOUNTY-WEINSTOCK Ludmila		2	2	2			2
7	KONS Jaime Lynn	S						
11	DIPPOLD Megan E							
12	TUBERT Sarah (C)	S	3	3	3			4
14	GARRITY Abby		4	4	4			13
16	BUNN Cali							

Coach BOREN Lynn Ray
Assistant Coach

TEAM AND PLAYER PERFORMANCES

Won	Total Atts	No.	Name	Scoring Skills	Won	Total Atts	No.	Name
19	**79**	**Total**	**Team**	**Spike**	**40**	**97**	**Total**	**Team**
6	17	5	SEMIZENKO Inha		10	21	2	DANIELS Adele
5	21	15	RIDOSH Khrystyna		10	21	1	FROWICK Kali LeAnn
3	8	11	MIROSHNIKOVA Iryna		9	27	14	GARRITY Abby
4	**22**	**Total**	**Team**	**Block**	**6**	**21**	**Total**	**Team**
2	8	11	MIROSHNIKOVA Iryna		3	8	3	REESE Katelyn Dee
1	1	19	BALOH Karina		1	2	6	MOUNTY-WEINSTOCK Ludmila
1	5	1	TERESHCHUK Oleksandra		1	4	12	TUBERT Sarah
7	**53**	**Total**	**Team**	**Serve**	**10**	**72**	**Total**	**Team**
6	15	15	RIDOSH Khrystyna		3	16	14	GARRITY Abby
1	7	1	TERESHCHUK Oleksandra		2	10	1	FROWICK Kali LeAnn
					2	11	3	REESE Katelyn Dee
37		**Total**	**Team**	**Opp. Error**	**49**		**Total**	**Team**
67	**154**	**Total**	**Team**	**Total**	**105**	**190**	**Total**	**Team**
11	**36**	15	RIDOSH Khrystyna	**Best Scorer**	**13**	**47**	14	GARRITY Abby

LEGEND

(C)	Team Captain	n	Starting line-up where n= starting position on court	**L**	Substitute Libero
nn	Susbstitute where nn = shirt number of outgoing player	**Atts**	Attempts	**L**	Libero
MB	Middle Blocker	**No.**	Shirt Number	**Opp.**	Opponent
OS	Opposite Spiker	**Pos**	Playing Position	**Pts**	Points scored
S	Setter	**WS**	Wing Spiker		

GENÇLİK VE SPOR BAKANLIĞI · TÜRKİYE MİLLİ OLİMPİYAT KOMİTESİ · SAMSUN VALİLİĞİ · SAMSUN BÜYÜKŞEHİR BELEDİYESİ · ORDU ÜNİVERSİTESİ · KRONOS · DEAFLYMPICS

FRI 28 JUL 2017
Start Time 13:50 - End Time 15:19
Match Duration: 1h29

Match Statistics

P3

UKR vs USA
0 3

Team	Sets	1	2	3	Total
UKR	0	16	12	22	50
USA	3	25	25	25	75
	Playing Time	24min	25min	32min	1h22

First Referee: Pinar ELMA (TUR) **Second Referee:** Vadzim LEBEDZEV (BLR)

UKR - Ukraine

Scoring Spike

Limit 15.00%

Rk	No.	Name	Spikes	Faults	Shots	Total Attempts	Eff %
1	4	ETIEN Tatiana	1	-	-	1	100.00
2	5	SEMIZENKO Inha	6	1	10	17	29.41
3	11	MIROSHNIKOVA Iryna	3	2	3	8	12.50
	15	RIDOSH Khrystyna	5	5	11	21	
	1	TERESHCHUK Oleksandra	3	2	6	11	
	19	BALOH Karina	1	1	7	9	
	8	NAGIBINA Natalia	-	2	6	8	
	12	KOVALCHUK Iryna	-	-	2	2	
	13	HERIY Olena	-	1	1	2	
	9	KASITSKA Yuliya	-	-	-	-	
	10	MOSIICHUK Iryna	-	-	-	-	
	17	KASITSKA Angelina	-	-	-	-	
Team Totals			19	14	46	79	

Scoring Block

Rk	No.	Name	Kill Blocks	Faults	Rebounds	Total Attempts	Avg. by Set
1	11	MIROSHNIKOVA Iryna	2	3	3	8	0.67
2	1	TERESHCHUK Oleksandra	1	4	-	5	0.33
2	19	BALOH Karina	1	-	-	1	0.33
	4	ETIEN Tatiana	-	2	3	5	
	5	SEMIZENKO Inha	-	1	-	1	
	10	MOSIICHUK Iryna	-	1	-	1	
	13	HERIY Olena	-	-	1	1	
	8	NAGIBINA Natalia	-	-	-	-	
	9	KASITSKA Yuliya	-	-	-	-	
	12	KOVALCHUK Iryna	-	-	-	-	
	15	RIDOSH Khrystyna	-	-	-	-	
	17	KASITSKA Angelina	-	-	-	-	
Team Totals			4	11	7	22	1.33

Scoring Service

Rk	No.	Name	Aces	Faults	Serve Hits	Total Attempts	Avg. by Set
1	15	RIDOSH Khrystyna	6	1	8	15	2.00
2	1	TERESHCHUK Oleksandra	1	-	6	7	0.33
	11	MIROSHNIKOVA Iryna	-	1	6	7	
	8	NAGIBINA Natalia	-	-	6	6	
	5	SEMIZENKO Inha	-	-	5	5	
	4	ETIEN Tatiana	-	1	3	4	
	19	BALOH Karina	-	1	3	4	
	10	MOSIICHUK Iryna	-	-	3	3	
	12	KOVALCHUK Iryna	-	-	1	1	
	13	HERIY Olena	-	-	1	1	
	9	KASITSKA Yuliya	-	-	-	-	
	17	KASITSKA Angelina	-	-	-	-	
Team Totals			7	4	42	53	2.33

Team	Opponent Errors & Team Faults	37	-			

FRI 28 JUL 2017
Start Time 13:50 - End Time 15:19
Match Duration: 1h29

Match Statistics
P3

UKR - Ukraine

Non-Scoring Dig	Rk	No.	Name	Digs	Faults	Receptions	Total Attempts	Avg. by Set
	1	15	RIDOSH Khrystyna	1	7	8	16	0.33
	1	5	SEMIZENKO Inha	1	-	5	6	0.33
		9	KASITSKA Yuliya	-	2	6	8	
		4	ETIEN Tatiana	-	1	5	6	
		8	NAGIBINA Natalia	-	1	3	4	
		19	BALOH Karina	-	2	1	3	
		11	MIROSHNIKOVA Iryna	-	1	1	2	
		10	MOSIICHUK Iryna	-	-	1	1	
		12	KOVALCHUK Iryna	-	1	-	1	
		1	TERESHCHUK Oleksandra	-	-	-	-	
		13	HERIY Olena	-	-	-	-	
		17	KASITSKA Angelina	-	-	-	-	
	Team Totals			2	15	30	47	0.67

Non-Scoring Set	Rk	No.	Name	Running Sets	Faults	Still Sets	Total Attempts	Avg. by Set
	1	4	ETIEN Tatiana	2	1	23	26	0.67
	2	10	MOSIICHUK Iryna	1	-	6	7	0.33
		15	RIDOSH Khrystyna	-	-	2	2	
		1	TERESHCHUK Oleksandra	-	-	1	1	
		5	SEMIZENKO Inha	-	-	1	1	
		8	NAGIBINA Natalia	-	-	1	1	
		9	KASITSKA Yuliya	-	-	1	1	
		19	BALOH Karina	-	-	1	1	
		11	MIROSHNIKOVA Iryna	-	-	-	-	
		12	KOVALCHUK Iryna	-	-	-	-	
		13	HERIY Olena	-	-	-	-	
		17	KASITSKA Angelina	-	-	-	-	
	Team Totals			3	1	36	40	1.00

Non-Scoring Reception	Rk	No.	Name	Excellents	Faults	Serve Receptions	Total Attempts	Succ. %
	1	1	TERESHCHUK Oleksandra	1	1	2	4	25.00
	2	15	RIDOSH Khrystyna	3	-	13	16	18.75
		9	KASITSKA Yuliya	1	3	12	16	
		19	BALOH Karina	1	-	7	8	
		8	NAGIBINA Natalia	-	3	8	11	
		12	KOVALCHUK Iryna	-	1	4	5	
		5	SEMIZENKO Inha	-	1	1	2	
		11	MIROSHNIKOVA Iryna	-	1	-	1	
		4	ETIEN Tatiana	-	-	-	-	
		10	MOSIICHUK Iryna	-	-	-	-	
		13	HERIY Olena	-	-	-	-	
Limit		17	KASITSKA Angelina	-	-	-	-	
25.00%	Team Totals			6	10	47	63	

FRI 28 JUL 2017
Start Time 13:50 - End Time 15:19
Match Duration: 1h29

Match Statistics
P3

USA - US of America

Scoring Spike



Limit
15.00%

Rk	No.	Name	Spikes	Faults	Shots	Total Attempts	Eff %
1	3	REESE Katelyn Dee	8	-	8	16	50.00
2	1	FROWICK Kali LeAnn	10	4	7	21	28.57
3	14	GARRITY Abby	9	3	15	27	22.22
4	12	TUBERT Sarah	2	1	2	5	20.00
5	2	DANIELS Adele	10	6	5	21	19.05
	6	MOUNTY-WEINSTOCK Ludmila	1	1	5	7	
	4	WHITED Ann	-	-	-	-	
	5	THOMAS Darriyan	-	-	-	-	
	7	KONS Jaime Lynn	-	-	-	-	
	11	DIPPOLD Megan E	-	-	-	-	
	16	BUNN Cali	-	-	-	-	
Team Totals			**40**	**15**	**42**	**97**	**25.77**

Scoring Block



Rk	No.	Name	Kill Blocks	Faults	Rebounds	Total Attempts	Avg. by Set
1	3	REESE Katelyn Dee	3	3	2	8	1.00
2	12	TUBERT Sarah	1	2	1	4	0.33
2	14	GARRITY Abby	1	1	2	4	0.33
2	6	MOUNTY-WEINSTOCK Ludmila	1	-	1	2	0.33
	1	FROWICK Kali LeAnn	-	1	1	2	
	2	DANIELS Adele	-	1	-	1	
	4	WHITED Ann	-	-	-	-	
	5	THOMAS Darriyan	-	-	-	-	
	7	KONS Jaime Lynn	-	-	-	-	
	11	DIPPOLD Megan E	-	-	-	-	
	16	BUNN Cali	-	-	-	-	
Team Totals			**6**	**8**	**7**	**21**	**2.00**

Scoring Service



Rk	No.	Name	Aces	Faults	Serve Hits	Total Attempts	Avg. by Set
1	14	GARRITY Abby	3	2	11	16	1.00
2	3	REESE Katelyn Dee	2	-	9	11	0.67
2	1	FROWICK Kali LeAnn	2	1	7	10	0.67
2	2	DANIELS Adele	2	1	4	7	0.67
5	12	TUBERT Sarah	1	1	6	8	0.33
	6	MOUNTY-WEINSTOCK Ludmila	-	-	17	17	
	4	WHITED Ann	-	-	3	3	
	5	THOMAS Darriyan	-	-	-	-	
	7	KONS Jaime Lynn	-	-	-	-	
	11	DIPPOLD Megan E	-	-	-	-	
	16	BUNN Cali	-	-	-	-	
Team Totals			**10**	**5**	**57**	**72**	**3.33**

Team	Opponent Errors & Team Faults	49	-			

FRI 28 JUL 2017
Start Time 13:50 - End Time 15:19
Match Duration: 1h29

Match Statistics
P3

USA - US of America

Non-Scoring Dig



Rk	No.	Name	Digs	Faults	Receptions	Total Attempts	Avg. by Set
1	1	FROWICK Kali LeAnn	2	1	6	9	0.67
1	2	DANIELS Adele	2	2	4	8	0.67
3	14	GARRITY Abby	1	1	5	7	0.33
	5	THOMAS Darriyan	-	2	5	7	
	12	TUBERT Sarah	-	-	5	5	
	6	MOUNTY-WEINSTOCK Ludmila	-	-	2	2	
	3	REESE Katelyn Dee	-	-	1	1	
	4	WHITED Ann	-	-	-	-	
	7	KONS Jaime Lynn	-	-	-	-	
	11	DIPPOLD Megan E	-	-	-	-	
	16	BUNN Cali	-	-	-	-	
Team Totals			**5**	**6**	**28**	**39**	**1.67**

Non-Scoring Set



Rk	No.	Name	Running Sets	Faults	Still Sets	Total Attempts	Avg. by Set
1	12	TUBERT Sarah	10	-	22	32	3.33
	1	FROWICK Kali LeAnn	-	-	-	-	
	2	DANIELS Adele	-	-	-	-	
	3	REESE Katelyn Dee	-	-	-	-	
	4	WHITED Ann	-	-	-	-	
	5	THOMAS Darriyan	-	-	-	-	
	6	MOUNTY-WEINSTOCK Ludmila	-	-	-	-	
	7	KONS Jaime Lynn	-	-	-	-	
	11	DIPPOLD Megan E	-	-	-	-	
	14	GARRITY Abby	-	-	-	-	
	16	BUNN Cali	-	-	-	-	
Team Totals			**10**	**-**	**22**	**32**	**3.33**

Non-Scoring Reception



Limit
25.00%

Rk	No.	Name	Excellents	Faults	Serve Receptions	Total Attempts	Succ. %
1	1	FROWICK Kali LeAnn	3	3	6	12	25.00
2	5	THOMAS Darriyan	3	2	15	20	15.00
	14	GARRITY Abby	1	2	13	16	
	2	DANIELS Adele	-	-	-	-	
	3	REESE Katelyn Dee	-	-	-	-	
	4	WHITED Ann	-	-	-	-	
	6	MOUNTY-WEINSTOCK Ludmila	-	-	-	-	
	7	KONS Jaime Lynn	-	-	-	-	
	11	DIPPOLD Megan E	-	-	-	-	
	12	TUBERT Sarah	-	-	-	-	
	16	BUNN Cali	-	-	-	-	
Team Totals			**7**	**7**	**34**	**48**	**14.58**

LEGEND
Avg. Average **Eff.** Efficiency **No.** Shirt Number **Rk** Rank **Succ** Success %

FRI 28 JUL 2017
Start Time 13:50 - End Time 15:19
Match Duration: 1h29

Play by Play

UKR vs USA
0 3

Team	Sets	1	2	3	Total
UKR	0	16	12	22	50
USA	3	25	25	25	75
	Playing Time	24min	25min	32min	1h22

First Referee: Pinar ELMA (TUR) **Second Referee:** Vadzim LEBEDZEV (BLR)

1st Set

Rally	UKR - Ukraine				Lead	Score	Lead		USA - US of America		
1	Serve	11 MIROSHNIKOVA	Serve Hit	+		0-1	1		Spike	14 GARRITY	Spike
2	Spike	19 BALOH	Fault						Serve Block	6 MOUNTY 12 TUBERT	Serve Hit Kill Block
3						0-2	2	+	Point	TEAM	Point
4			Opp. Error						Serve Spike	6 MOUNTY 2 DANIELS	Serve Hit Fault
5	Point	TEAM	Point	+		1-2	1				
6	Serve	12 KOVALCHUK	Serve Hit	+		1-3	2		Spike	3 REESE	Spike
7	Spike	15 RIDOSH	Spike Opp. Error	+		2-3	1		Serve Dig	12 TUBERT 1 FROWICK	Serve Hit Fault
8	Serve Dig	15 RIDOSH 15 RIDOSH	Serve Hit Fault	+		2-4	2		Spike	2 DANIELS	Spike Opp. Error
9	Spike	15 RIDOSH	Fault						Serve Block	14 GARRITY 3 REESE	Serve Hit Kill Block
10						2-5	3	+	Point	TEAM	Point
11	Spike	1 TERESHCHUK	Spike Opp. Error	+		3-5	2		Serve Block	14 GARRITY 1 FROWICK	Serve Hit Fault
12	Serve	1 TERESHCHUK	Serve Hit Opp. Error						Spike	1 FROWICK	Fault
13	Point	TEAM	Point	+		4-5	1				
14	Serve Block	1 TERESHCHUK 11 MIROSHNIKOVA	Serve Hit Fault	+		4-6	2		Spike	1 FROWICK	Spike Opp. Error
15	Spike	11 MIROSHNIKOVA	Fault						Serve	3 REESE	Serve Hit Opp. Error
16						4-7	3	+	Point	TEAM	Point
17	Dig	12 KOVALCHUK	Fault	+		4-8	4		Serve Spike	3 REESE 6 MOUNTY	Serve Hit Spike Opp. Error
	Sub.	5 SEMIZENKO	In								
	Sub.	12 KOVALCHUK	Out								
18	Spike	4 ETIEN	Spike	+		5-8	3		Serve	3 REESE	Serve Hit
19	Serve	4 ETIEN	Fault	+		5-9	4				Opp. Error
20	Reception	1 TERESHCHUK	Reception Fault						Serve	2 DANIELS	Ace Opp. Error
21						5-10	5	+	Point	TEAM	Point

FRI 28 JUL 2017
Start Time 13:50 - End Time 15:19
Match Duration: 1h29

Play by Play

1st Set

Rally	UKR - Ukraine				Lead	Score	Lead		USA - US of America		
22	Spike	11 MIROSHNIKOVA	Spike	+		6-10	4		Serve	2 DANIELS	Serve Hit
23	Serve Block	19 BALOH 11 MIROSHNIKOVA	Serve Hit Kill Block						Spike	14 GARRITY	Fault
24	Point	TEAM	Point	+		7-10	3				
25	Serve	19 BALOH	Serve Hit	+		7-11	4		Spike	12 TUBERT	Spike
26	Reception	11 MIROSHNIKOVA	Reception Fault						Serve	1 FROWICK	Ace Opp. Error
27						7-12	5	+	Point	TEAM	Point
28	Block	5 SEMIZENKO	Fault	+		7-13	6		Serve Spike	1 FROWICK 14 GARRITY	Serve Hit Spike Opp. Error
			Time Out								
29	Spike	5 SEMIZENKO	Spike	+		8-13	5		Serve	1 FROWICK	Serve Hit
30	Serve Block	11 MIROSHNIKOVA 1 TERESHCHUK	Serve Hit Fault	+		8-14	6		Spike	14 GARRITY	Spike Opp. Error
31	Block	4 ETIEN	Fault						Serve	6 MOUNTY	Serve Hit Opp. Error
32						8-15	7	+	Point	TEAM	Point
33	Dig	4 ETIEN	Fault	+		8-16	8		Serve Spike	6 MOUNTY 2 DANIELS	Serve Hit Spike Opp. Error
	Sub.	4 ETIEN	Out								
	Sub.	10 MOSIICHUK	In								
34	Spike	15 RIDOSH	Spike Opp. Error	+		9-16	7		Serve Block	6 MOUNTY 12 TUBERT	Serve Hit Fault
35	Serve Spike	5 SEMIZENKO 15 RIDOSH	Serve Hit Fault								Opp. Error
36						9-17	8	+	Point	TEAM	Point
37			Opp. Error	+		10-17	7		Serve	12 TUBERT	Fault
38	Serve	15 RIDOSH	Ace Opp. Error						Reception	1 FROWICK	Reception Fault
39	Point	TEAM	Point	+		11-17	6				
40	Serve	15 RIDOSH	Ace Opp. Error						Reception	1 FROWICK	Reception Fault
41	Point	TEAM	Point	+		12-17	5				
											Time Out
42	Serve	15 RIDOSH	Ace Opp. Error						Reception	14 GARRITY	Reception Fault
43	Point	TEAM	Point	+		13-17	4				
44	Serve	15 RIDOSH	Serve Hit Opp. Error						Spike	2 DANIELS	Fault
45	Point	TEAM	Point	+		14-17	3				
46	Serve	15 RIDOSH	Ace Opp. Error						Reception	5 THOMAS	Reception Fault
47	Point	TEAM	Point	+		15-17	2				

FRI 28 JUL 2017
Start Time 13:50 - End Time 15:19
Match Duration: 1h29

Play by Play

1st Set

Rally	UKR - Ukraine				Lead	Score	Lead	USA - US of America		
48	Serve	15 RIDOSH	Fault	+		15-18	3			Opp. Error
49	Reception	9 KASITSKA	Reception Fault					Serve	14 GARRITY	Ace Opp. Error
50						15-19	4	+ Point	TEAM	Point
51				+		16-19	3	Serve	14 GARRITY	Serve Hit
52	Serve	1 TERESHCHUK	Serve Hit	+		16-20	4			
	Sub.	8 NAGIBINA	In							
	Sub.	19 BALOH	Out							
53				+		16-21	5	Serve Spike	3 REESE 2 DANIELS	Serve Hit Spike
54	Reception	9 KASITSKA	Reception Fault					Serve	3 REESE	Ace Opp. Error
55						16-22	6	+ Point	TEAM	Point
56				+		16-23	7	Serve	3 REESE	Serve Hit
57				+		16-24	8	Serve Spike	3 REESE 2 DANIELS	Serve Hit Spike
58	Serve Spike	1 TERESHCHUK 8 NAGIBINA	Serve Hit Fault							Opp. Error
59						16-25	9	+ Point	TEAM	Point

2nd Set

Rally	UKR - Ukraine				Lead	Score	Lead	USA - US of America		
1	Reception	9 KASITSKA	Reception Fault					Serve	1 FROWICK	Ace Opp. Error
2						0-1	1	+ Point	TEAM	Point
3	Block	4 ETIEN	Fault	+		0-2	2	Serve Spike	1 FROWICK 14 GARRITY	Serve Hit Spike Opp. Error
	Sub.	4 ETIEN	Out							
	Sub.	10 MOSIICHUK	In							
4			Opp. Error	+		1-2	1	Serve	1 FROWICK	Fault
5	Serve	10 MOSIICHUK	Serve Hit Opp. Error					Spike	6 MOUNTY	Fault
6	Point	TEAM	Point	+		2-2				
7	Serve Block	10 MOSIICHUK 11 MIROSHNIKOVA	Serve Hit Kill Block					Spike	14 GARRITY	Fault
8	Point	TEAM	Point	+	1	3-2				
9	Serve Block	10 MOSIICHUK 11 MIROSHNIKOVA	Serve Hit Fault	+		3-3		Spike	14 GARRITY	Spike Opp. Error
10				+		3-4	1	Serve Spike	6 MOUNTY 14 GARRITY	Serve Hit Spike
11	Spike	11 MIROSHNIKOVA	Spike	+		4-4		Serve	6 MOUNTY	Serve Hit
12	Serve	8 NAGIBINA	Serve Hit	+		4-5	1	Spike	3 REESE	Spike
13	Reception	8 NAGIBINA	Reception Fault					Serve	12 TUBERT	Ace Opp. Error

FRI 28 JUL 2017
Start Time 13:50 - End Time 15:19
Match Duration: 1h29

Play by Play

2nd Set

Rally	UKR - Ukraine				Lead	Score	Lead	USA - US of America			
14						4-6	2	+ Point	TEAM		Point
15				Opp. Error				Serve Block	12 TUBERT 14 GARRITY		Serve Hit Fault
16	Point	TEAM	Point	+		5-6	1				
17	Serve Opp. Error	11 MIROSHNIKOVA	Serve Hit					Spike	2 DANIELS		Fault
18	Point	TEAM	Point	+		6-6					
19	Serve	11 MIROSHNIKOVA	Fault	+		6-7	1				Opp. Error
20	Block	1 TERESHCHUK	Fault	+		6-8	2	Serve Spike	14 GARRITY 1 FROWICK		Serve Hit Spike Opp. Error
21	Dig	9 KASITSKA	Fault	+		6-9	3	Serve Spike	14 GARRITY 2 DANIELS		Serve Hit Spike Opp. Error
22	Reception	8 NAGIBINA	Reception Fault					Serve	14 GARRITY		Ace Opp. Error
23						6-10	4	+ Point	TEAM		Point
			Time Out								
24				Opp. Error				Serve Block	14 GARRITY 12 TUBERT		Serve Hit Fault
25	Point	TEAM	Point	+		7-10	3				
26	Serve Block	5 SEMIZENKO 10 MOSIICHUK	Serve Hit Fault								Opp. Error
27						7-11	4	+ Point	TEAM		Point
28	Reception	8 NAGIBINA	Reception Fault					Serve	3 REESE		Ace Opp. Error
29						7-12	5	+ Point	TEAM		Point
	Sub.	8 NAGIBINA	Out								
	Sub.	19 BALOH	In								
30				+		7-13	6	Serve Spike	3 REESE 1 FROWICK		Serve Hit Spike
31				Opp. Error				Serve Spike	3 REESE 2 DANIELS		Serve Hit Fault
32	Point	TEAM	Point	+		8-13	5				
33	Serve Dig	15 RIDOSH 15 RIDOSH	Serve Hit Fault	+		8-14	6	Spike	1 FROWICK		Spike Opp. Error
			Time Out								
34	Reception	5 SEMIZENKO	Reception Fault					Serve	2 DANIELS		Ace Opp. Error
35						8-15	7	+ Point	TEAM		Point
36				+		8-16	8	Serve Spike	2 DANIELS 1 FROWICK		Serve Hit Spike
	Sub.	1 TERESHCHUK	Out								
	Sub.	13 HERIY	In								
37				Opp. Error				Serve Spike	2 DANIELS 1 FROWICK		Serve Hit Fault
38	Point	TEAM	Point	+		9-16	7				
39	Serve	13 HERIY	Serve Hit	+		9-17	8	Spike	1 FROWICK		Spike

FRI 28 JUL 2017
Start Time 13:50 - End Time 15:19
Match Duration: 1h29

Play by Play

2nd Set

Rally	UKR - Ukraine				Lead	Score	Lead		USA - US of America		
40	Spike	11	MIROSHNIKOVA	Fault					Serve Block	1 FROWICK 14 GARRITY	Serve Hit Kill Block
41						9-18	9	+	Point	TEAM	Point
	Sub.	4	ETIEN	In							
	Sub.	10	MOSIICHUK	Out							
42	Block	19	BALOH	Kill Block					Serve Spike	1 FROWICK 12 TUBERT	Serve Hit Fault
43	Point		TEAM	Point +		10-18	8				
44	Serve	4	ETIEN	Serve Hit +		10-19	9		Spike	12 TUBERT	Spike
									Sub.	4 WHITED	In
									Sub.	6 MOUNTY	Out
45	Spike	15	RIDOSH	Fault					Serve	4 WHITED	Serve Hit Opp. Error
46						10-20	10	+	Point	TEAM	Point
47	Spike	5	SEMIZENKO	Spike +		11-20	9		Serve	4 WHITED	Serve Hit
	Sub.	12	KOVALCHUK	In							
	Sub.	15	RIDOSH	Out							
48	Serve	19	BALOH	Fault +		11-21	10				Opp. Error
49				Opp. Error					Serve Block	12 TUBERT 3 REESE	Serve Hit Fault
50	Point		TEAM	Point +		12-21	9				
51	Serve Dig	11 11	MIROSHNIKOVA MIROSHNIKOVA	Serve Hit Fault +		12-22	10		Spike	14 GARRITY	Spike Opp. Error
52	Spike	13	HERIY	Fault					Serve	14 GARRITY	Serve Hit Opp. Error
53						12-23	11	+	Point	TEAM	Point
54	Reception	12	KOVALCHUK	Reception Fault					Serve	14 GARRITY	Ace Opp. Error
55						12-24	12	+	Point	TEAM	Point
56	Dig	19	BALOH	Fault					Serve	14 GARRITY	Serve Hit Opp. Error
57						12-25	13	+	Point	TEAM	Point

3rd Set

Rally	UKR - Ukraine				Lead	Score	Lead		USA - US of America		
1	Serve	4	ETIEN	Serve Hit +		0-1	1		Spike	2 DANIELS	Spike
2				+		0-2	2		Serve	6 MOUNTY	Serve Hit
3	Block	1	TERESHCHUK	Fault +		0-3	3		Serve Spike	6 MOUNTY 3 REESE	Serve Hit Spike Opp. Error
4	Spike	1	TERESHCHUK	Fault					Serve	6 MOUNTY	Serve Hit Opp. Error
5						0-4	4	+	Point	TEAM	Point
6	Dig	9	KASITSKA	Fault					Serve Spike	6 MOUNTY 3 REESE	Serve Hit Spike
				+		0-5	5				Opp. Error

FRI 28 JUL 2017
Start Time 13:50 - End Time 15:19
Match Duration: 1h29

Play by Play

3rd Set

Rally	UKR - Ukraine				Lead	Score	Lead		USA - US of America		
7	Dig	15 RIDOSH	Fault	+		0-6	6		Serve Spike	6 MOUNTY 2 DANIELS	Serve Hit Spike Opp. Error
8	Spike	1 TERESHCHUK	Fault						Serve Block	6 MOUNTY 3 REESE	Serve Hit Kill Block
9						0-7	7	+	Point	TEAM	Point
10	Spike	5 SEMIZENKO	Spike Opp. Error	+		1-7	6		Serve Block	6 MOUNTY 3 REESE	Serve Hit Fault
11	Serve Dig	1 TERESHCHUK 15 RIDOSH	Serve Hit Fault	+		1-8	7		Spike	3 REESE	Spike Opp. Error
12	Spike	5 SEMIZENKO	Spike Opp. Error	+		2-8	6		Serve Block	12 TUBERT 2 DANIELS	Serve Hit Fault
13	Serve	8 NAGIBINA	Serve Hit Opp. Error						Spike	2 DANIELS	Fault
14	Point	TEAM	Point	+		3-8	5				
15	Serve Spike	8 NAGIBINA 15 RIDOSH	Serve Hit Spike Opp. Error	+		4-8	4		Block	3 REESE	Fault
16	Serve	8 NAGIBINA	Serve Hit	+		4-9	5		Spike	3 REESE	Spike
17	Spike	5 SEMIZENKO	Fault						Serve	14 GARRITY	Serve Hit Opp. Error
18						4-10	6	+	Point	TEAM	Point
19	Spike	15 RIDOSH	Fault						Serve	14 GARRITY	Serve Hit Opp. Error
20						4-11	7	+	Point	TEAM	Point
21			Opp. Error	+		5-11	6		Serve	14 GARRITY	Fault
22	Serve	5 SEMIZENKO	Serve Hit	+		5-12	7		Spike	2 DANIELS	Spike
23	Spike	15 RIDOSH	Spike Opp. Error	+		6-12	6		Serve Dig	3 REESE 14 GARRITY	Serve Hit Fault
	Sub.	11 MIROSHNIKOVA	Out								
	Sub.	19 BALOH	In								
24	Serve	19 BALOH	Serve Hit	+		6-13	7		Spike	2 DANIELS	Spike
25	Spike	15 RIDOSH	Spike Opp. Error	+		7-13	6		Serve Dig	2 DANIELS 2 DANIELS	Serve Hit Fault
26	Serve	15 RIDOSH	Ace Opp. Error						Reception	1 FROWICK	Reception Fault
27	Point	TEAM	Point	+		8-13	5				
28	Serve Spike	15 RIDOSH 1 TERESHCHUK	Serve Hit Spike	+		9-13	4				
											Time Out
29	Serve	15 RIDOSH	Ace Opp. Error						Reception	5 THOMAS	Reception Fault

FRI 28 JUL 2017
Start Time 13:50 - End Time 15:19
Match Duration: 1h29

Play by Play

3rd Set

Rally	UKR - Ukraine				Lead	Score	Lead		USA - US of America		
30	Point	TEAM	Point	+		10-13	3				
31	Serve Dig	15 RIDOSH 15 RIDOSH	Serve Hit Fault	+		10-14	4		Spike	1 FROWICK	Spike Opp. Error
32			Opp. Error						Serve Spike	1 FROWICK 14 GARRITY	Serve Hit Fault
33	Point	TEAM	Point	+		11-14	3				
34	Serve Dig	4 ETIEN 15 RIDOSH	Serve Hit Fault	+		11-15	4		Spike	14 GARRITY	Spike Opp. Error
35									Serve	6 MOUNTY	Serve Hit
	Set	4 ETIEN	Fault	+		11-16	5				Opp. Error
36	Dig	19 BALOH	Fault	+		11-17	6		Serve Spike	6 MOUNTY 14 GARRITY	Serve Hit Spike Opp. Error
37	Spike	19 BALOH	Spike	+		12-17	5		Serve	6 MOUNTY	Serve Hit
	Sub.	11 MIROSHNIKOVA	In								
	Sub.	19 BALOH	Out								
38	Serve	1 TERESHCHUK	Ace Opp. Error						Reception	14 GARRITY	Reception Fault
39	Point	TEAM	Point	+		13-17	4				
40	Serve Dig	1 TERESHCHUK 15 RIDOSH	Serve Hit Fault	+		13-18	5		Spike	3 REESE	Spike Opp. Error
41	Block	11 MIROSHNIKOVA	Fault	+		13-19	6		Serve Spike	12 TUBERT 3 REESE	Serve Hit Spike Opp. Error
42	Spike	5 SEMIZENKO	Spike Opp. Error	+		14-19	5		Serve Dig	12 TUBERT 5 THOMAS	Serve Hit Fault
43	Serve Spike	8 NAGIBINA 5 SEMIZENKO	Serve Hit Spike Opp. Error	+		15-19	4		Dig	5 THOMAS	Fault
44	Serve	8 NAGIBINA	Serve Hit	+		15-20	5		Spike	2 DANIELS	Spike
45	Spike	15 RIDOSH	Fault						Serve Block	14 GARRITY 3 REESE	Serve Hit Kill Block
46						15-21	6	+	Point	TEAM	Point
47			Opp. Error	+		16-21	5		Serve	14 GARRITY	Fault
48	Serve	5 SEMIZENKO	Serve Hit Opp. Error						Spike	2 DANIELS	Fault
49	Point	TEAM	Point	+		17-21	4				
50	Serve Dig	5 SEMIZENKO 8 NAGIBINA	Serve Hit Fault	+		17-22	5		Spike	1 FROWICK	Spike Opp. Error
									Sub.	3 REESE	Out
									Sub.	4 WHITED	In
51									Serve	4 WHITED	Serve Hit
	Spike	11 MIROSHNIKOVA	Spike	+		18-22	4				
									Sub.	3 REESE	In
									Sub.	4 WHITED	Out

FRI 28 JUL 2017
Start Time 13:50 - End Time 15:19
Match Duration: 1h29

Play by Play

3rd Set

Rally	UKR - Ukraine				Lead	Score	Lead	USA - US of America		
52	Serve	11 MIROSHNIKOVA	Serve Hit							
			Opp. Error					Spike	1 FROWICK	Fault
53	Point	TEAM	Point	+		19-22	3			
	Sub.	13 HERIY	In							
	Sub.	15 RIDOSH	Out							
54	Serve	11 MIROSHNIKOVA	Serve Hit							
	Block	1 TERESHCHUK	Fault					Spike	1 FROWICK	Spike
				+		19-23	4			Opp. Error
	Sub.	13 HERIY	Out							
	Sub.	15 RIDOSH	In							
55								Serve	2 DANIELS	Fault
			Opp. Error	+		20-23	3			
56	Serve	15 RIDOSH	Serve Hit							
	Block	1 TERESHCHUK	Kill Block					Spike	1 FROWICK	Fault
57	Point	TEAM	Point	+		21-23	2			
										Time Out
58	Serve	15 RIDOSH	Serve Hit							
	Spike	1 TERESHCHUK	Spike					Dig	2 DANIELS	Fault
			Opp. Error	+		22-23	1			
59	Serve	15 RIDOSH	Serve Hit							
				+		22-24	2	Spike	1 FROWICK	Spike
			Time Out							
60								Serve	1 FROWICK	Serve Hit
	Spike	8 NAGIBINA	Fault					Block	6 MOUNTY	Kill Block
61						22-25	3	+ Point	TEAM	Point

LEGEND

+ Point scored by team **Opp.** Opponent **Sub.** Substitution

FRI 28 JUL 2017
Start Time 13:00

Start List

UKR vs USA

P1

First Referee: Pinar ELMA (TUR) **Second Referee:** Vadzim LEBEDZEV (BLR)

UKR - Ukraine

Shirt colour: Red

No.	Name	Shirt Name	Pos.	Han.	Height	Weight	Highest Reach		Date of Birth	Tournament Totals				
							Spike cm	Block cm		Spike	Block	Serve	Total	%
1	TERESHCHUK Oleksandra	TERESHCHUK	S						25 MAR 1986	38	5	3	46	26.74
4	ETIEN Tatiana (C)	ETIEN	S						9 MAR 1971	6	0	9	15	8.72
5	SEMIZENKO Inha	SEMIZENKO							23 JUN 1992	20	2	3	25	14.53
8	NAGIBINA Natalia	NAGIBINA							6 APR 1990	33	3	4	40	23.26
9	KASITSKA Yuliya	KASITSKA	L						15 AUG 1983	0	0	0	0	0
10	MOSIICHUK Iryna	MOSIICHUK							14 MAR 1989	1	0	1	2	1.16
11	MIROSHNIKOVA Iryna	MIROSHNIKOVA							28 AUG 1986	43	5	2	50	29.07
12	KOVALCHUK Iryna	KOVALCHUK							26 NOV 1983	24	3	6	33	19.19
13	HERIY Olena	HERIY							13 FEB 1985	10	5	1	16	9.30
15	RIDOSH Khrystyna	RIDOSH							28 JUN 1993	21	1	8	30	17.44
17	KASITSKA Angelina	KASITSKA	S						6 JUL 1996	0	0	0	0	0
19	BALOH Karina	BALOH							15 SEP 1994	10	1	7	18	10.47

Coach KASITSKYI Leonid **Assistant**

Phase	Opponent	Sets	Points per Set
Preliminary - Group B	BRA	3 - 0	25 - 19, 25 - 15, 25 - 8
Preliminary - Group B	USA	1 - 3	18 - 25, 25 - 22, 20 - 25, 16 - 25
Preliminary - Group B	POL	3 - 1	25 - 18, 25 - 16, 22 - 25, 25 - 14
Quarter-finals	RUS	3 - 1	22 - 25, 25 - 17, 25 - 19, 25 - 17
Semi-finals	JPN	0 - 3	18 - 25, 23 - 25, 20 - 25

USA - US of America

Shirt colour: Blue

No.	Name	Shirt Name	Pos.	Han.	Height	Weight	Highest Reach		Date of Birth	Tournament Totals				
							Spike cm	Block cm		Spike	Block	Serve	Total	%
1	FROWICK Kali LeAnn	FROWICK							18 AUG 1993	39	1	4	44	21.36
2	DANIELS Adele	DANIELS							9 JUN 1997	19	3	6	28	13.59
3	REESE Katelyn Dee	REESE							19 MAY 1987	42	7	2	51	24.76
4	WHITED Ann	WHITED							23 APR 1991	8	1	3	12	5.83
5	THOMAS Darriyan	THOMAS	L						5 AUG 1996	0	0	0	0	0
6	MOUNTY-WEINSTOCK Ludmila	MOUNTY							20 MAY 1986	22	8	2	32	15.53
7	KONS Jaime Lynn	KONS	S						25 MAY 1995	0	0	1	1	0.49
11	DIPPOLD Megan E	DIPPOLD							3 JAN 1986	0	0	0	0	0
12	TUBERT Sarah (C)	TUBERT	S						16 AUG 1993	8	5	8	21	10.19
14	GARRITY Abby	GARRITY							8 JAN 1997	75	4	12	91	44.17
16	BUNN Cali	BUNN							11 APR 1998	17	2	1	20	9.71

Coach BOREN Lynn Ray **Assistant**

Phase	Opponent	Sets	Points per Set
Preliminary - Group B	POL	3 - 1	25 - 16, 21 - 25, 25 - 13, 25 - 22
Preliminary - Group B	UKR	3 - 1	25 - 18, 22 - 25, 25 - 20, 25 - 16
Preliminary - Group B	BRA	3 - 0	25 - 9, 25 - 14, 25 - 15
Quarter-finals	TUR	3 - 0	25 - 14, 25 - 16, 25 - 12
Semi-finals	ITA	1 - 3	26 - 24, 27 - 29, 24 - 26, 20 - 25

LEGEND

%	Percentage of total team score	**(C)**	Team Captain	**BH**	Both Handed	**F1**	Gold-medal Match	**F3**	Bronze-medal Match
Han.	Handedness	**L**	Libero	**LH**	Left Handed	**MB**	Middle Blocker	**No.**	Shirt Number
S	Setter	**SF**	Semi-finals	**WS**	Wing Spiker	**QF**	Quarter-finals	**RH**	Right Handed

THU 27 JUL 2017
Start Time 19:40 - End Time 21:10
Match Duration 1h30

Results
P2

RUS vs POL
3 0

Team	Sets	1	2	3	Total
RUS	3	25	25	25	75
POL	0	17	22	20	59
	Playing Time	24min	28min	28min	1h21

First Referee: Sema KAYIKCI (TR) **Second Referee:** Akif KABAK

RUS - Russia

No.	Name	Pos.	1	2	3	4	5	Pts
2	ILYUKHINA Anna Sergeevna		5	5	6			7
4	DRAGUNOVA Loida	S		1	2			2
5	SOLOVYEVA Anna Viktorovna		2	2	3			4
6	MITROPHANOVA Anastasia		3	3	4			13
7	ROMANOVA Arina	L		L	L			3
8	LAVRINENKO Maria Evgenyevna	L	L	L	L			
9	USOVA Anna Sergeevna (C)	S	1		4			1
10	KATANSKAYA Maria Vladimirovna		6					3
11	TRUBOVA Natalia Alexandrovna							
12	MANSUROVA Valeriia			6	1			2
13	CHEREVKO Lada			4	5			8
14	PRAPORSHCHIKOVA		4		12			5

Coach SEMENOV Georgy Musspelt
Assistant Coach

POL - Poland

No.	Name	Pos.	1	2	3	4	5	Pts
1	SUCHOROWSKA Paulina		5	2	5			
2	SZAROLOLEC Monika Paulina		2	3	11			3
3	MAZIARZ Lidia	S	1	2	1			1
4	KRAMEK Aldona	S	3	3	3			
5	LUSZCZYNSKA Pamela		4	5	4			15
7	KOLTUN Barbara		6	1	6			4
9	KUCHARSKA Edyta (C)		3	4	2			7
10	TYLKI Anna	L	L	L	L			
11	KUBA Karoline		1	6	5			4
12	TROSZCZYNSKA Magdalena			7	3			1

Coach PIENKOWSKI Marcin
Assistant Coach

TEAM AND PLAYER PERFORMANCES

Won	Total Atts	No.	Name	Scoring Skills	Won	Total Atts	No.	Name
38	**93**	**Total**	**Team**	**Spike**	**26**	**81**	**Total**	**Team**
11	17	6	MITROPHANOVA Anastasia		12	30	5	LUSZCZYNSKA Pamela
7	17	13	CHEREVKO Lada		6	16	9	KUCHARSKA Edyta
7	16	2	ILYUKHINA Anna Sergeevna		3	13	2	SZAROLOLEC Monika Paulina
4	**24**	**Total**	**Team**	**Block**	**7**	**32**	**Total**	**Team**
2	9	6	MITROPHANOVA Anastasia		2	7	7	KOLTUN Barbara
1	3	10	KATANSKAYA Maria Vladimirovna		2	2	11	KUBA Karoline
1	2	7	ROMANOVA Arina		2	9	5	LUSZCZYNSKA Pamela
6	**73**	**Total**	**Team**	**Serve**	**2**	**61**	**Total**	**Team**
2	11	5	SOLOVYEVA Anna Viktorovna		1	4	11	KUBA Karoline
1	8	4	DRAGUNOVA Loida		1	9	5	LUSZCZYNSKA Pamela
1	8	14	PRAPORSHCHIKOVA					
53		**Total**	**Team**	**Opp. Error**	**35**		**Total**	**Team**
101	**190**	**Total**	**Team**	**Total**	**70**	**174**	**Total**	**Team**
13	**36**	6	MITROPHANOVA Anastasia	**Best Scorer**	**15**	**48**	5	LUSZCZYNSKA Pamela

LEGEND

(C)	Team Captain	n	Starting line-up where n= starting position on court	**L**	Substitute Libero
nn	Susbstitute where nn = shirt number of outgoing player	**Atts**	Attempts	**L**	Libero
MB	Middle Blocker	**No.**	Shirt Number	**Opp.**	Opponent
OS	Opposite Spiker	**Pos**	Playing Position	**Pts**	Points scored
S	Setter	**WS**	Wing Spiker		

GENÇLİK VE SPOR BAKANLIĞI · TÜRKİYE MİLLİ OLİMPİYAT KOMİTESİ · SAMSUN VALİLİĞİ · SAMSUN BÜYÜKŞEHİR BELEDİYESİ · ONDOKUZ MAYIS ÜNİVERSİTESİ · KRONOS · DEAFLYMPICS

THU 27 JUL 2017
Start Time 17:00

Start List

RUS vs POL

P1

First Referee: Sema KAYIKCI (TR)

Second Referee: Akif KABAK

RUS - Russia

Shirt colour: Blue

No.	Name	Shirt Name	Pos.	Han.	Height	Weight	Highest Reach		Date of Birth	Tournament Totals				
							Spike cm	Block cm		Spike	Block	Serve	Total	%
2	ILYUKHINA Anna Sergeevna	ILYUKHINA							14 MAY 1988	15	6	5	26	14.44
4	DRAGUNOVA Loida	DRAGUNOVA	S						1 MAY 1998	3	0	3	6	3.33
5	SOLOVYEVA Anna Viktorovna	SOLOVYEVA							30 AUG 1993	35	5	10	50	27.78
6	MITROPHANOVA Anastasia	MITROPHANOVA							28 JUL 1996	47	17	6	70	38.89
7	ROMANOVA Arina	ROMANOVA	L						8 AUG 1999	4	1	2	7	3.89
8	LAVRINENKO Maria Evgenyevna	LAVRINENKO	L						19 JUN 1989	0	0	0	0	0
9	USOVA Anna Sergeevna (C)	USOVA	S						12 OCT 1991	2	1	6	9	5.00
10	KATANSKAYA Maria Vladimirovna	KATANSKAYA							31 OCT 1985	30	6	10	46	25.56
11	TRUBOVA Natalia Alexandrovna	TRUBOVA							22 NOV 1988	30	0	3	33	18.33
12	MANSUROVA Valeriia	MANSUROVA							19 MAR 1996	3	0	2	5	2.78
13	CHEREVKO Lada	CHEREVKO							24 NOV 1994	11	0	2	13	7.22
14	PRAPORSHCHIKOVA Irina Yuryev	PRAPORSHCHIK							17 MAR 1992	22	0	1	23	12.78

Coach SEMENOV Georgy Musspelt **Assistant**

Phase	Opponent	Sets	Points per Set
Preliminary - Group A	CAN	3 - 0	25 - 9, 25 - 8, 25 - 15
Preliminary - Group A	TUR	3 - 0	25 - 13, 25 - 15, 25 - 9
Preliminary - Group A	JPN	0 - 3	16 - 25, 22 - 25, 15 - 25
Preliminary - Group A	ITA	1 - 3	25 - 27, 27 - 25, 27 - 29, 12 - 25
Quarter-finals	UKR	1 - 3	25 - 22, 17 - 25, 19 - 25, 17 - 25
Semifinals 5-8	BRA	3 - 2	19 - 25, 25 - 12, 19 - 25, 25 - 20, 15 - 7

POL - Poland

Shirt colour: Red

No.	Name	Shirt Name	Pos.	Han.	Height	Weight	Highest Reach		Date of Birth	Tournament Totals				
							Spike cm	Block cm		Spike	Block	Serve	Total	%
1	SUCHOROWSKA Paulina	SUCHOROWSKA							11 MAY 1990	12	0	5	17	16.19
2	SZAROLOLEC Monika Paulina	SZAROLOLEC							15 OCT 1988	12	1	2	15	14.29
3	MAZIARZ Lidia	MAZIARZ	S						31 DEC 1991	1	0	1	2	1.90
4	KRAMEK Aldona	KRAMEK	S						29 DEC 1996	6	0	6	12	11.43
5	LUSZCZYNSKA Pamela	LUSZCZYNSKA							10 OCT 1996	64	10	11	85	80.95
7	KOLTUN Barbara	KOLTUN							4 NOV 1992	20	6	2	29	27.62
9	KUCHARSKA Edyta (C)	KUCHARSKA							9 DEC 1977	43	14	7	64	60.95
10	TYLKI Anna	TYLKI	L						18 JUN 1977	0	0	0	0	0
11	KUBA Karoline	KUBA							15 FEB 1996	17	3	5	25	23.81
12	TROSZCZYNSKA Magdalena	TROSZCZYNSKA							14 AUG 1981	1	2	0	3	2.86

Coach PIENKOWSKI Marcin **Assistant**

Phase	Opponent	Sets	Points per Set
Preliminary - Group B	USA	1 - 3	16 - 25, 25 - 21, 13 - 25, 22 - 25
Preliminary - Group B	BRA	3 - 2	23 - 25, 22 - 25, 25 - 20, 25 - 19, 15 - 1
Preliminary - Group B	UKR	1 - 3	18 - 25, 16 - 25, 25 - 22, 14 - 25
Quarter-finals	ITA	0 - 3	20 - 25, 22 - 25, 17 - 25
Semifinals 5-8	TUR	3 - 0	25 - 14, 25 - 21, 25 - 17

LEGEND

%	Percentage of total team score	**(C)**	Team Captain	**BH**	Both Handed	**F1**	Gold-medal Match	**F3**	Bronze-medal Match
F5	Final 5th-6th Place	**Han.**	Handedness	**L**	Libero	**LH**	Left Handed	**MB**	Middle Blocker
RH	Right Handed	**S**	Setter	**SF**	Semi-finals	**SF58**	Semifinals 5-8	**WS**	Wing Spiker

WED 26 JUL 2017
Start Time 9:59 - End Time 12:06
Match Duration 2h6

Results
P2

BRA vs RUS
2 3

Team	Sets	1	2	3	4	5	Total
BRA	2	25	12	25	20	7	89
RUS	3	19	25	19	25	15	103
	Playing Time	25min	21min	26min	24min	11min	1h50

First Refere Sema KAYIKCI (TR) **Second Refere** Ozben KIRCA (TUR)

BRA - Brazil

No.	Name	Pos	1	2	3	4	5	Pts
3	SILVA Natalia		4	4	4	4	4	21
4	DE SOUZA Simone Nogueira	S	2	2	2	2	2	4
5	FARIA Leticia	L	L	L	L	L	L	
6	SILVA Daniela (C)		1	1	1	1	1	10
7	LONGMAN Carolina		5	5	5	5	5	5
8	PIRES Julia Quadros		3	3	3	3	6	7
9	BORGES Elizabeth	S		4				
10	ULSON Franciane Aparecida			16				
11	GONCALVES Iara							
13	MAZZINI Marcia			7	16	16	3	1
16	SOUSA Hellen Nazaret		6	6	6	6	6	9

Coach GUTIEREZ FILHO Rubem
Assistant Coach

RUS - Russia

No.	Name	Pos	1	2	3	4	5	Pts
2	ILYUKHINA Anna Sergeevna		6		7	2	3	2
4	DRAGUNOVA Loida	S	14	9				
5	SOLOVYEVA Anna Viktorovn		3		11	6	6	6
6	MITROPHANOVA Anastasia		4	3	4	3	4	17
7	ROMANOVA Arina		5	2	3			4
8	LAVRINENKO Maria Evgeny	L	L	L	L	L	L	
9	USOVA Anna Sergeevna (C)	S	2	1	2	1	2	4
10	KATANSKAYA Maria Vladimi		1	6	1	6	1	15
11	TRUBOVA Natalia Alexandro		2	5	6	5		7
12	MANSUROVA Valeriia							
13	CHEREVKO Lada		9					
14	PRAPORSHCHIKOVA		5	4	5	4	5	9

Coach DUDIN Vladimir
Assistant Coach

TEAM AND PLAYER PERFORMANCES

Won	Total Atts	No.	Name	Scoring Skills	Won	Total Atts	No.	Name
43	**119**	**Total**	**Team**	**Spike**	**45**	**122**	**Total**	**Team**
19	31	3	SILVA Natalia		11	26	6	MITROPHANOVA Anastasia
7	23	16	SOUSA Hellen Nazaret		9	22	10	KATANSKAYA Maria Vladimirovna
5	24	8	PIRES Julia Quadros		9	18	14	PRAPORSHCHIKOVA
6	**38**	**Total**	**Team**	**Block**	**9**	**43**	**Total**	**Team**
2	6	6	SILVA Daniela		4	9	6	MITROPHANOVA Anastasia
2	10	3	SILVA Natalia		2	14	10	KATANSKAYA Maria Vladimirovna
1	7	8	PIRES Julia Quadros		1	2	5	SOLOVYEVA Anna Viktorovna
8	**89**	**Total**	**Team**	**Serve**	**10**	**103**	**Total**	**Team**
4	17	6	SILVA Daniela		4	22	10	KATANSKAYA Maria Vladimirovna
2	8	16	SOUSA Hellen Nazaret		2	15	6	MITROPHANOVA Anastasia
1	13	8	PIRES Julia Quadros		1	7	7	ROMANOVA Arina
59		**Total**	**Team**	**Opp. Error**	**66**		**Total**	**Team**
116	**246**	**Total**	**Team**	**Total**	**130**	**268**	**Total**	**Team**

21	**58**	3	SILVA Natalia	**Best Scorer**	**17**	**50**	6	MITROPHANOVA Anastasia

LEGEND

(C)	Team Captain	n	Starting line-up where n= starting position on cour	**L**	Substitute Libero
nn	Susbstitute where nn = shirt number of outgoing pla	**Atts**	Attempts	**L**	Libero
MB	Middle Blocker	**No.**	Shirt Number	**Opp**	Opponent
OS	Opposite Spiker	**Pos**	Playing Position	**Pts**	Points scored
S	Setter	**WS**	Wing Spiker		

WED 26 JUL 2017
Start Time 10:00

Start List

BRA vs RUS

P1

First Refere Sema KAYIKCI (TR)

Second Refere Ozben KIRCA (TUR)

BRA - Brazil

Shirt colour Yellow

No.	Name	Shirt Name	Pos.	Han.	Height	Weight	Highest Reac		Date of Birth	Tournament Totals				
							Spike cm	Block cm		Spik	Bloc	Serv	Total	%
3	SILVA Natalia	SILVA							11 DEC 198	35	7	2	44	-366.6
4	DE SOUZA Simone Nogueira	DE SOUZA	S						30 SEP 1970	6	0	1	7	-58.32
5	FARIA Leticia	FARIA	L						8 OCT 1988	2	0	1	3	-24.99
6	SILVA Daniela (C)	SILVA							10 JUN 1986	4	0	5	9	-74.99
7	LONGMAN Carolina	LONGMAN							17 JUL 1973	6	0	3	9	-74.99
8	PIRES Julia Quadros	PIRES							7 OCT 1996	12	1	5	18	-149.9
9	BORGES Elizabeth	BORGES	S						9 APR 1988	0	0	0	0	0
10	ULSON Franciane Aparecida	ULSON							27 OCT 198	0	0	1	1	-8.32
11	GONCALVES Iara	GONCALVES							14 MAR 197	0	0	0	0	0
13	MAZZINI Marcia	MAZZINI							23 NOV 197	2	0	1	3	-24.99
16	SOUSA Hellen Nazaret	SOUSA							5 JUL 1992	18	6	2	26	-216.6

Coac GUTIEREZ FILHO Rubem **Assista**

Phase	Opponent	Sets	Points per Set
Preliminary - Group	UKR	0 - 3	19 - 25, 15 - 25, 8 - 25
Preliminary - Group	POL	2 - 3	25 - 23, 25 - 22, 20 - 25, 19 - 25,
Preliminary - Group	USA	0 - 3	9 - 25, 14 - 25, 15 - 25
Quarter-finals	JPN	0 - 3	5 - 25, 23 - 25, 12 - 25

RUS - Russia

Shirt colour Red

No.	Name	Shirt Name	Pos.	Han.	Height	Weight	Highest Reac		Date of Birth	Tournament Totals				
							Spike cm	Block cm		Spik	Bloc	Serv	Total	%
2	ILYUKHINA Anna Sergeevna	ILYUKHINA							14 MAY 198	14	6	4	24	17.65
4	DRAGUNOVA Loida	DRAGUNOVA	S						1 MAY 1998	3	0	3	6	4.41
5	SOLOVYEVA Anna Viktorov	SOLOVYEVA							30 AUG 199	31	4	9	44	32.35
6	MITROPHANOVA Anastasia	MITROPHANO							28 JUL 1996	36	13	4	53	38.97
7	ROMANOVA Arina	ROMANOVA							8 AUG 1999	2	0	1	3	2.21
8	LAVRINENKO Maria Evgeny	LAVRINENKO	L						19 JUN 1989	0	0	0	0	0
9	USOVA Anna Sergeevna (C)	USOVA	S						12 OCT 199	0	0	5	5	3.68
10	KATANSKAYA Maria Vladimi	KATANSKAYA							31 OCT 198	21	4	6	31	22.79
11	TRUBOVA Natalia Alexandro	TRUBOVA							22 NOV 198	23	0	3	26	19.12
12	MANSUROVA Valeriia	MANSUROVA							19 MAR 199	3	0	2	5	3.68
13	CHEREVKO Lada	CHEREVKO							24 NOV 199	11	0	2	13	9.56
14	PRAPORSHCHIKOVA Irina	PRAPORSHC							17 MAR 199	13	0	1	14	10.29

Coac DUDIN Vladimir **Assista**

Phase	Opponent	Sets	Points per Set
Preliminary - Group	CAN	3 - 0	25 - 9, 25 - 8, 25 - 15
Preliminary - Group	TUR	3 - 0	25 - 13, 25 - 15, 25 - 9
Preliminary - Group	JPN	0 - 3	16 - 25, 22 - 25, 15 - 25
Preliminary - Group	ITA	1 - 3	25 - 27, 27 - 25, 27 - 29, 12 - 25
Quarter-finals	UKR	1 - 3	25 - 22, 17 - 25, 19 - 25, 17 - 25

LEGEND

%	Percentage of total team s	**(C)**	Team Captain	**BH**	Both Handed	**F1**	Gold-medal Match	**F3**	Bronze-medal Match
Han	Handedness	**L**	Libero	**LH**	Left Handed	**MB**	Middle Blocker	**No.**	Shirt Number
S	Setter	**SF**	Semi-finals	**SF5**	Semifinals 5-8	**WS**	Wing Spiker	**RH**	Right Handed

TUE 25 JUL 2017
Start Time 12:33 - End Time 14:35
Match Duration 2h2

Results
P2

RUS vs UKR
1 3

Team	Sets	1	2	3	4	Total
RUS	1	25	17	19	17	78
UKR	3	22	25	25	25	97
	Playing Time	28min	26min	28min	28min	1h51

First Refere Gurhan GUL (TUR) **Second Refere** Davut TASOVA (TUR)

RUS - Russia

No.	Name	Pos	1	2	3	4	5	Pts
1	KHARCHEVNIKOVA Elena P			14	5	14		4
2	ILYUKHINA Anna Sergeevna		1	6	1			6
3	ALEXEEVA Elizaveta		10	5	6	5		8
4	DRAGUNOVA Loida	S			9	1		
5	SOLOVYEVA Anna Viktorovn		3	2	3	2		11
6	MITROPHANOVA Anastasia		4	3	2	6		14
7	ROMANOVA Arina	L	L	L	L	L		
8	LAVRINENKO Maria Evgeny	L	L	L	L	L		
9	USOVA Anna Sergeevna (C)	S	2	1	2	4		2
10	KATANSKAYA Maria Vladimi		6	3	4	3		5
11	TRUBOVA Natalia Alexandro				5			
12	MANSUROVA Valeriia							
13	CHEREVKO Lada							
14	PRAPORSHCHIKOVA		5	4	11	4		6

Coach SEMENOV Georgy Musspelt
Assistant Coach

UKR - Ukraine

No.	Name	Pos	1	2	3	4	5	Pts
1	TERESHCHUK Oleksandra		1	1	1	2		14
4	ETIEN Tatiana (C)	S	2	2	2	3		2
5	SEMIZENKO Inha				8	12		3
8	NAGIBINA Natalia		5	3	3	4		9
9	KASITSKA Yuliya	L	L	L	L	L		
10	MOSIICHUK Iryna	S						
11	MIROSHNIKOVA Iryna		4	4	4	5		17
12	KOVALCHUK Iryna		3	5	5	6		7
13	HERIY Olena							
15	RIDOSH Khrystyna		6	6	6	1		14
17	KASITSKA Angelina	S						
19	BALOH Karina		12	11	11	11		3

Coach KASITSKYI Leonid
Assistant Coach

TEAM AND PLAYER PERFORMANCES

Won	Total Atts	No.	Name	Scoring Skills	Won	Total Atts	No.	Name
45	**130**	**Total**	**Team**	**Spike**	**61**	**143**	**Total**	**Team**
10	27	5	SOLOVYEVA Anna Viktorovna		16	21	11	MIROSHNIKOVA Iryna
9	19	6	MITROPHANOVA Anastasia		13	38	15	RIDOSH Khrystyna
8	25	3	ALEXEEVA Elizaveta		12	27	1	TERESHCHUK Oleksandra
6	**46**	**Total**	**Team**	**Block**	**4**	**41**	**Total**	**Team**
4	11	6	MITROPHANOVA Anastasia		2	8	1	TERESHCHUK Oleksandra
1	12	2	ILYUKHINA Anna Sergeevna		1	5	12	KOVALCHUK Iryna
1	2	5	SOLOVYEVA Anna Viktorovna		1	12	11	MIROSHNIKOVA Iryna
5	**79**	**Total**	**Team**	**Serve**	**4**	**96**	**Total**	**Team**
2	15	9	USOVA Anna Sergeevna		3	13	19	BALOH Karina
1	4	1	KHARCHEVNIKOVA Elena Petrovn		1	12	15	RIDOSH Khrystyna
1	13	6	MITROPHANOVA Anastasia					
51		**Total**	**Team**	**Opp. Error**	**57**		**Total**	**Team**
107	**255**	**Total**	**Team**	**Total**	**126**	**280**	**Total**	**Team**

14	**43**	6	MITROPHANOVA Anastasia	**Best Scorer**	**17**	**42**	11	MIROSHNIKOVA Iryna

LEGEND

(C)	Team Captain	n	Starting line-up where n= starting position on cour	**L**	Substitute Libero
nn	Susbstitute where nn = shirt number of outgoing pla	**Atts**	Attempts	**L**	Libero
MB	Middle Blocker	**No.**	Shirt Number	**Opp**	Opponent
OS	Opposite Spiker	**Pos**	Playing Position	**Pts**	Points scored
S	Setter	**WS**	Wing Spiker		

TUE 25 JUL 2017
Start Time 12:30

Start List

RUS vs UKR

P1

First Refere Gurhan GUL (TUR)

Second Refere Davut TASOVA (TUR)

RUS - Russia

Shirt colour Red

No.	Name	Shirt Name	Pos.	Han.	Height	Weight	Highest Reac		Date of Birth	Tournament Totals				
							Spike cm	Block cm		Spik	Bloc	Serv	Total	%
1	KHARCHEVNIKOVA Elena P	KHARCHEVNI							11 SEP 1985	1	1	0	2	1.74
2	ILYUKHINA Anna Sergeevna	ILYUKHINA							14 MAY 198	10	5	3	18	15.65
3	ALEXEEVA Elizaveta	ALEXEEVA							31 MAR 198	18	0	3	21	18.26
4	DRAGUNOVA Loida	DRAGUNOVA	S						1 MAY 1998	3	0	3	6	5.22
5	SOLOVYEVA Anna Viktorov	SOLOVYEVA							30 AUG 199	21	3	9	33	28.70
6	MITROPHANOVA Anastasia	MITROPHANO							28 JUL 1996	27	9	3	39	33.91
7	ROMANOVA Arina	ROMANOVA	L						8 AUG 1999	2	0	1	3	2.61
8	LAVRINENKO Maria Evgeny	LAVRINENKO	L						19 JUN 1989	0	0	0	0	0
9	USOVA Anna Sergeevna (C)	USOVA	S						12 OCT 199	0	0	3	3	2.61
10	KATANSKAYA Maria Vladimi	KATANSKAYA							31 OCT 198	16	4	6	26	22.61
11	TRUBOVA Natalia Alexandro	TRUBOVA							22 NOV 198	23	0	3	26	22.61
12	MANSUROVA Valeriia	MANSUROVA							19 MAR 199	3	0	2	5	4.35
13	CHEREVKO Lada	CHEREVKO							24 NOV 199	11	0	2	13	11.30
14	PRAPORSHCHIKOVA Irina	PRAPORSHC							17 MAR 199	7	0	1	8	6.96

Coac SEMENOV Georgy Musspelt **Assista**

Phase	Opponent	Sets	Points per Set
Preliminary - Group	CAN	3 - 0	25 - 9, 25 - 8, 25 - 15
Preliminary - Group	TUR	3 - 0	25 - 13, 25 - 15, 25 - 9
Preliminary - Group	JPN	0 - 3	16 - 25, 22 - 25, 15 - 25
Preliminary - Group	ITA	1 - 3	25 - 27, 27 - 25, 27 - 29, 12 - 25

UKR - Ukraine

Shirt colour Blue

No.	Name	Shirt Name	Pos.	Han.	Height	Weight	Highest Reac		Date of Birth	Tournament Totals				
							Spike cm	Block cm		Spik	Bloc	Serv	Total	%
1	TERESHCHUK Oleksandra	TERESHCHUK							25 MAR 198	18	2	3	23	20.00
4	ETIEN Tatiana (C)	ETIEN	S						9 MAR 1971	2	0	8	10	8.70
5	SEMIZENKO Inha	SEMIZENKO							23 JUN 1992	14	0	2	16	13.91
8	NAGIBINA Natalia	NAGIBINA							6 APR 1990	18	3	4	25	21.74
9	KASITSKA Yuliya	KASITSKA	L						15 AUG 198	0	0	0	0	0
10	MOSIICHUK Iryna	MOSIICHUK	S						14 MAR 198	1	0	1	2	1.74
11	MIROSHNIKOVA Iryna	MIROSHNIKO							28 AUG 198	25	2	2	29	25.22
12	KOVALCHUK Iryna	KOVALCHUK							26 NOV 198	16	0	5	21	18.26
13	HERIY Olena	HERIY							13 FEB 1985	9	5	1	15	13.04
15	RIDOSH Khrystyna	RIDOSH							28 JUN 1993	7	0	6	13	11.30
17	KASITSKA Angelina	KASITSKA	S						6 JUL 1996	0	0	0	0	0
19	BALOH Karina	BALOH							15 SEP 1994	10	1	3	14	12.17

Coac KASITSKYI Leonid **Assista**

Phase	Opponent	Sets	Points per Set
Preliminary - Group	BRA	3 - 0	25 - 19, 25 - 15, 25 - 8
Preliminary - Group	USA	1 - 3	18 - 25, 25 - 22, 20 - 25, 16 - 25
Preliminary - Group	POL	3 - 1	25 - 18, 25 - 16, 22 - 25, 25 - 14

LEGEND

%	Percentage of total team s	**(C)**	Team Captain	**BH**	Both Handed	**Han**	Handedness	**L**	Libero
LH	Left Handed	**MB**	Middle Blocker	**No.**	Shirt Number	**OS**	Opposite Spiker	**Pos**	Playing Position
PR	Preliminary	**QF**	Quarter-finals	**RH**	Right Handed	**S**	Setter	**WS**	Wing Spiker

Results Table - Preliminary Round
P4

As of SUN 23 JUL 2017 at 20:55

Group A				Points per Set					Total	Match	Spectators
Match	Date	Teams	Sets	1	2	3	4	5	Points	Duration	
1	WED 19 JUL 2017	RUS vs CAN	3 - 0	25 - 9	25 - 8	25 - 15			75 - 32	1h12	
3	WED 19 JUL 2017	JPN vs ITA	3 - 0	25 - 21	25 - 17	26 - 17			76 - 55	1h26	
9	THU 20 JUL 2017	CAN vs JPN	0 - 3	6 - 25	11 - 25	16 - 25			33 - 75	1h9	
16	THU 20 JUL 2017	TUR vs RUS	0 - 3	13 - 25	15 - 25	9 - 25			37 - 75	1h20	
19	FRI 21 JUL 2017	ITA vs CAN	3 - 0	25 - 17	25 - 14	25 - 16			75 - 47	1h18	
22	FRI 21 JUL 2017	JPN vs TUR	3 - 0	25 - 17	25 - 9	25 - 19			75 - 45	1h19	
23	SAT 22 JUL 2017	RUS vs JPN	0 - 3	16 - 25	22 - 25	15 - 25			53 - 75	1h18	
30	SAT 22 JUL 2017	TUR vs ITA	0 - 3	11 - 25	15 - 25	14 - 25			40 - 75	1h21	
33	SUN 23 JUL 2017	ITA vs RUS	3 - 1	27 - 25	25 - 27	29 - 27	25 - 12		106 - 91	2h8	
36	SUN 23 JUL 2017	CAN vs TUR	1 - 3	25 - 18	23 - 25	24 - 26	22 - 25		94 - 94	2h13	

Group B				Points per Set					Total	Match	Spectators
Match	Date	Teams	Sets	1	2	3	4	5	Points	Duration	
5	WED 19 JUL 2017	UKR vs BRA	3 - 0	25 - 19	25 - 15	25 - 8			75 - 42	1h22	
8	WED 19 JUL 2017	USA vs POL	3 - 1	25 - 16	21 - 25	25 - 13	25 - 22		96 - 76	1h49	
11	THU 20 JUL 2017	BRA vs POL	2 - 3	25 - 23	25 - 22	20 - 25	19 - 25	11 - 15	100 - 110	2h35	
13	THU 20 JUL 2017	UKR vs USA	1 - 3	18 - 25	25 - 22	20 - 25	16 - 25		79 - 97	2h3	
25	SAT 22 JUL 2017	USA vs BRA	3 - 0	25 - 9	25 - 14	25 - 15			75 - 38	1h12	
27	SAT 22 JUL 2017	POL vs UKR	1 - 3	18 - 25	16 - 25	25 - 22	14 - 25		73 - 97	2h8	

Statistics of	Average match duration	Average spectators	Total spectators
Preliminary	1h37		

Group A																		
Rank	Team	Matches			Ranking	Results Details						Sets			Points		
		Played	Won	Lost	Points	3-0	3-1	3-2	2-3	1-3	0-3	Won	Lost	Ratio	Won	Lost	Ratio
1	JPN	4	4	0	12	4						12	0	MAX	301	186	1.618
2	ITA	4	3	1	9	2	1				1	9	4	2.250	311	254	1.224
3	RUS	4	2	2	6	2				1	1	7	6	1.167	294	250	1.176
4	TUR	4	1	3	3		1				3	3	10	0.300	216	319	0.677
5	CAN	4	0	4	0					1	3	1	12	0.083	206	319	0.646

Group B																		
Rank	Team	Matches			Ranking	Results Details						Sets			Points		
		Played	Won	Lost	Points	3-0	3-1	3-2	2-3	1-3	0-3	Won	Lost	Ratio	Won	Lost	Ratio
1	USA	3	3	0	9	1	2					9	2	4.500	268	193	1.389
2	UKR	3	2	1	6	1	1			1		7	4	1.750	251	212	1.184
3	POL	3	1	2	2			1		2		5	8	0.625	259	293	0.884
4	BRA	3	0	3	1				1		2	2	9	0.222	180	260	0.692

LEGEND

MAX Ratio with no points or sets lost

Ratio Ratio of points or sets won/lost

GENÇLİK VE SPOR BAKANLIĞI
TÜRKİYE MİLLİ OLİMPİYAT KOMİTESİ
SAMSUN VALİLİĞİ
SAMSUN BÜYÜKŞEHİR BELEDİYESİ
ONDOKUZ MAYIS ÜNİVERSİTESİ
KRONOS
DEAFLYMPICS

WED 19 JUL 2017
Start Time 10:02 - End Time 11:15
Match Duration 1h12

Results
P2

RUS vs CAN
3 0

Team	Sets	1	2	3	Total
RUS	3	25	25	25	75
CAN	0	9	8	15	32
	Playing Time	19min	19min	23min	1h3

RUS - Russia

No.	Name	Pos.	1	2	3	4	5	Pts
1	KHARCHEVNIKOVA Elena Petrovn							
2	ILYUKHINA Anna Sergeevna		1	6				2
3	ALEXEEVA Elizaveta		3		11			4
4	DRAGUNOVA Loida	S	9	14	1			3
5	SOLOVYEVA Anna Viktorovna		6	2				4
6	MITROPHANOVA Anastasia		4	3	3			10
7	ROMANOVA Arina	L		L	L			3
8	LAVRINENKO Maria Evgenyevna	L	L	L	L			
9	USOVA Anna Sergeevna (C)	S	2	1	4			3
10	KATANSKAYA Maria Vladimirovna			2	6			4
11	TRUBOVA Natalia Alexandrovna		5	5	5			10
12	MANSUROVA Valeriia			6	6			4
13	CHEREVKO Lada		5	9	14			7
14	PRAPORSHCHIKOVA		13	4	4			1

Coach SEMENOV Georgy Musspelt
Assistant Coach

CAN - Canada

No.	Name	Pos.	1	2	3	4	5	Pts
2	LAU Annie		6	3	1			1
3	RAMSAY Erin Stephanie		5	3	3			
4	WOOD Kristen Elsie			14				
5	EASTWOOD Rachel	S	3	4	4			1
8	SZACILOWSKI Jessica		2		6			
10	KLASSEN Maria (C)	S	1	2	2			4
11	SUMMERS Kimberly		4	5	5			6
12	BRINKMANN Madeline	L	L	L	L			
13	KLAPSTEIN Serena			6				
14	CAIRNCROSS Emily		2	1	2			

Coach USMAN Derek
Assistant Coach

TEAM AND PLAYER PERFORMANCES

Won	Total Atts	No.	Name	Scoring Skills	Won	Total Atts	No.	Name
34	**60**	**Total**	**Team**	**Spike**	**12**	**47**	**Total**	**Team**
10	13	11	TRUBOVA Natalia Alexandrovna		6	18	11	SUMMERS Kimberly
7	10	6	MITROPHANOVA Anastasia		4	15	10	KLASSEN Maria
5	11	13	CHEREVKO Lada		1	5	2	LAU Annie
3	**7**	**Total**	**Team**	**Block**	**0**	**4**	**Total**	**Team**
2	2	6	MITROPHANOVA Anastasia					
1	1	2	ILYUKHINA Anna Sergeevna					
18	**73**	**Total**	**Team**	**Serve**	**0**	**34**	**Total**	**Team**
3	9	5	SOLOVYEVA Anna Viktorovna					
3	8	9	USOVA Anna Sergeevna					
2	9	10	KATANSKAYA Maria Vladimirovna					
45		**Total**	**Team**	**Opp. Error**	**23**		**Total**	**Team**
100	**140**	**Total**	**Team**	**Total**	**35**	**85**	**Total**	**Team**

10	**16**	6	MITROPHANOVA Anastasia	**Best Scorer**	**6**	**23**	11	SUMMERS Kimberly

LEGEND

(C)	Team Captain	n	Starting line-up where n= starting position on court	L	Substitute Libero
nn	Susbstitute where nn = shirt number of outgoing player	**Atts**	Attempts	**L**	Libero
MB	Middle Blocker	**No.**	Shirt Number	**Opp.**	Opponent
OS	Opposite Spiker	**Pos**	Playing Position	**Pts**	Points scored
S	Setter	**WS**	Wing Spiker		

GENÇLİK VE SPOR BAKANLIĞI
TÜRKİYE MİLLİ OLİMPİYAT KOMİTESİ
SAMSUN VALİLİĞİ
SAMSUN BÜYÜKŞEHİR BELEDİYESİ
ONDOKUZ MAYIS ÜNİVERSİTESİ
KRONOS
DEAFLYMPICS

WED 19 JUL 2017
Start Time 10:00

Start List

RUS vs CAN

P1

RUS - Russia Shirt colour: Red

No.	Name	Shirt Name	Pos.	Han.	Height	Weight	Highest Reach		Date of Birth	Tournament Totals				
							Spike cm	Block cm		Spike	Block	Serve	Total	%
1	KHARCHEVNIKOVA Elena Petrovn	KHARCHEVNIKO							11 SEP 1985					
2	ILYUKHINA Anna Sergeevna	ILYUKHINA							14 MAY 1988					
3	ALEXEEVA Elizaveta	ALEXEEVA							31 MAR 1988					
4	DRAGUNOVA Loida	DRAGUNOVA	S						1 MAY 1998					
5	SOLOVYEVA Anna Viktorovna	SOLOVYEVA							30 AUG 1993					
6	MITROPHANOVA Anastasia	MITROPHANOVA							28 JUL 1996					
7	ROMANOVA Arina	ROMANOVA	L						8 AUG 1999					
8	LAVRINENKO Maria Evgenyevna	LAVRINENKO	L						19 JUN 1989					
9	USOVA Anna Sergeevna (C)	USOVA	S						12 OCT 1991					
10	KATANSKAYA Maria Vladimirovna	KATANSKAYA							31 OCT 1985					
11	TRUBOVA Natalia Alexandrovna	TRUBOVA							22 NOV 1988					
12	MANSUROVA Valeriia	MANSUROVA							19 MAR 1996					
13	CHEREVKO Lada	CHEREVKO							24 NOV 1994					
14	PRAPORSHCHIKOVA Irina Yuryev	PRAPORSHCHIK							17 MAR 1992					
Coach	SEMENOV Georgy Musspelt						**Assistant**							

CAN - Canada Shirt colour: Black

No.	Name	Shirt Name	Pos.	Han.	Height	Weight	Highest Reach		Date of Birth	Tournament Totals				
							Spike cm	Block cm		Spike	Block	Serve	Total	%
2	LAU Annie	LAU							16 JUL 1987					
3	RAMSAY Erin Stephanie	RAMSAY							3 AUG 1991					
4	WOOD Kristen Elsie	WOOD							30 APR 1990					
5	EASTWOOD Rachel	EASTWOOD	S						14 JAN 1998					
8	SZACILOWSKI Jessica	SZACILOWSKI							19 DEC 1994					
10	KLASSEN Maria (C)	KLASSEN	S						2 OCT 1990					
11	SUMMERS Kimberly	SUMMERS							31 JUL 1981					
12	BRINKMANN Madeline	BRINKMANN	L						29 SEP 1999					
13	KLAPSTEIN Serena	KLAPSTEIN							5 JAN 1997					
14	CAIRNCROSS Emily	CAIRNCROSS							20 NOV 1982					
Coach	USMAN Derek						**Assistant**							

LEGEND

%	Percentage of total team score	**(C)**	Team Captain	**BH**	Both Handed	**Han.**	Handedness	**L**	Libero
LH	Left Handed	**MB**	Middle Blocker	**No.**	Shirt Number	**OS**	Opposite Spiker	**Pos**	Playing Position
PR	Preliminary	**RH**	Right Handed	**S**	Setter	**WS**	Wing Spiker		

THU 20 JUL 2017
Start Time 18:45 - End Time 20:05
Match Duration 1h20

Results
P2

TUR vs RUS
0 3

Team	Sets	1	2	3	Total
TUR	0	13	15	9	37
RUS	3	25	25	25	75
	Playing Time	21min	28min	21min	1h12

First Refere Vadzim LEBEDZEV (BLR)
Second Refere Mustafa DOST (TUR)

TUR - Turkey

No.	Name	Pos	1	2	3	4	5	Pts
1	UZUM Fatma			12	4			1
2	ALKAN Ilayda	S	1	1	2			3
3	GENC Esra							
4	GURBUZ Seyma Tugsem	L						
5	OTAMIS Didem							
6	YARAR Merve Nur							
7	YELKEN Yesim		6	6	1			
8	KAYA Pinar							
9	DURSUN Hacer	L						
10	ATES Kezban Cagla		3	3	1			
11	SOYUGUZEL Melike							
12	HULUR Fikriye		5	5	6			2
14	YALCIN Yeter (C)	S	4	4	5			12
17	CANPOLAT Gamze		2	2	3			1

Coach DOKGOZ Fuat
Assistant Coach

RUS - Russia

No.	Name	Pos	1	2	3	4	5	Pts
1	KHARCHEVNIKOVA Elena P			5	5			2
2	ILYUKHINA Anna Sergeevna		6	6	6			7
3	ALEXEEVA Elizaveta		2	5				6
4	DRAGUNOVA Loida	S	5	13	1			2
5	SOLOVYEVA Anna Viktorovn		4	2	2			7
6	MITROPHANOVA Anastasia		3		11			2
7	ROMANOVA Arina	L		L	L			
8	LAVRINENKO Maria Evgeny	L	L	L				
9	USOVA Anna Sergeevna (C)	S	1	1	13			
10	KATANSKAYA Maria Vladimi			3	3			6
11	TRUBOVA Natalia Alexandro		5		5			5
12	MANSUROVA Valeriia			10	10			1
13	CHEREVKO Lada		9	4	4			5
14	PRAPORSHCHIKOVA			9	4			6

Coach SEMENOV Georgy Musspelt
Assistant Coach

TEAM AND PLAYER PERFORMANCES

Won	Total Atts	No.	Name	Scoring Skills	Won	Total Atts	No.	Name
17	**64**	**Total**	**Team**	**Spike**	**34**	**70**	**Total**	**Team**
11	34	14	YALCIN Yeter		6	12	3	ALEXEEVA Elizaveta
3	15	2	ALKAN Ilayda		5	5	13	CHEREVKO Lada
2	4	12	HULUR Fikriye		5	10	2	ILYUKHINA Anna Sergeevna
0	**14**	**Total**	**Team**	**Block**	**3**	**15**	**Total**	**Team**
					1	4	2	ILYUKHINA Anna Sergeevna
					1	5	10	KATANSKAYA Maria Vladimirovna
					1	1	1	KHARCHEVNIKOVA Elena Petrovn
2	**38**	**Total**	**Team**	**Serve**	**12**	**74**	**Total**	**Team**
1	3	1	UZUM Fatma		4	15	5	SOLOVYEVA Anna Viktorovna
1	6	14	YALCIN Yeter		3	15	10	KATANSKAYA Maria Vladimirovna
					1	5	6	MITROPHANOVA Anastasia
25		**Total**	**Team**	**Opp. Error**	**52**		**Total**	**Team**
44	**116**	**Total**	**Team**	**Total**	**101**	**159**	**Total**	**Team**

12	**49**	14	YALCIN Yeter	**Best Scorer**	**7**	**26**	2	ILYUKHINA Anna Sergeevna

LEGEND

(C)	Team Captain	n	Starting line-up where n= starting position on cour	**L**	Substitute Libero
nn	Susbstitute where nn = shirt number of outgoing pla	**Atts**	Attempts	**L**	Libero
MB	Middle Blocker	**No.**	Shirt Number	**Opp**	Opponent
OS	Opposite Spiker	**Pos**	Playing Position	**Pts**	Points scored
S	Setter	**WS**	Wing Spiker		

THU 20 JUL 2017
Start Time 17:30

Start List

TUR vs RUS

P1

First Refere Vadzim LEBEDZEV (BLR)

Second Refere Mustafa DOST (TUR)

TUR - Turkey

Shirt colour Red

No.	Name	Shirt Name	Pos.	Han.	Height	Weight	Highest Reac		Date of Birth	Tournament Totals				
							Spike cm	Block cm		Spik	Bloc	Serv	Total	%
1	UZUM Fatma	UZUM							10 OCT 199					
2	ALKAN Ilayda	ALKAN	S						24 FEB 1998					
3	GENC Esra	GENC							29 SEP 1997					
4	GURBUZ Seyma Tugsem	GURBUZ	L						1 JAN 2002					
5	OTAMIS Didem	OTAMIS							17 SEP 1995					
6	YARAR Merve Nur	YARAR							1 AUG 2000					
7	YELKEN Yesim	YELKEN							18 NOV 198					
8	KAYA Pinar	KAYA							13 APR 2003					
9	DURSUN Hacer	DURSUN	L						11 AUG 199					
10	ATES Kezban Cagla	ATES							17 FEB 1988					
11	SOYUGUZEL Melike	SOYUGUZEL							1 OCT 1995					
12	HULUR Fikriye	HULUR							1 APR 2000					
14	YALCIN Yeter (C)	YALCIN	S						2 FEB 1988					
17	CANPOLAT Gamze	CANPOLAT							8 AUG 1991					

Coac DOKGOZ Fuat **Assista**

RUS - Russia

Shirt colour Blue

No.	Name	Shirt Name	Pos.	Han.	Height	Weight	Highest Reac		Date of Birth	Tournament Totals				
							Spike cm	Block cm		Spik	Bloc	Serv	Total	%
1	KHARCHEVNIKOVA Elena P	KHARCHEVNI							11 SEP 1985	0	0	0	0	0
2	ILYUKHINA Anna Sergeevna	ILYUKHINA							14 MAY 198	1	1	0	2	3.85
3	ALEXEEVA Elizaveta	ALEXEEVA							31 MAR 198	2	0	2	4	7.69
4	DRAGUNOVA Loida	DRAGUNOVA	S						1 MAY 1998	1	0	2	3	5.77
5	SOLOVYEVA Anna Viktorov	SOLOVYEVA							30 AUG 199	1	0	3	4	7.69
6	MITROPHANOVA Anastasia	MITROPHANO							28 JUL 1996	7	2	1	10	19.23
7	ROMANOVA Arina	ROMANOVA	L						8 AUG 1999	2	0	1	3	5.77
8	LAVRINENKO Maria Evgeny	LAVRINENKO	L						19 JUN 1989	0	0	0	0	0
9	USOVA Anna Sergeevna (C)	USOVA	S						12 OCT 199	0	0	3	3	5.77
10	KATANSKAYA Maria Vladimi	KATANSKAYA							31 OCT 198	2	0	2	4	7.69
11	TRUBOVA Natalia Alexandro	TRUBOVA							22 NOV 198	10	0	0	10	19.23
12	MANSUROVA Valeriia	MANSUROVA							19 MAR 199	2	0	2	4	7.69
13	CHEREVKO Lada	CHEREVKO							24 NOV 199	5	0	2	7	13.46
14	PRAPORSHCHIKOVA Irina	PRAPORSHC							17 MAR 199	1	0	0	1	1.92

Coac SEMENOV Georgy Musspelt **Assista**

Phase	Opponent	Sets	Points per Set
Preliminary - Group	CAN	3 - 0	25 - 9, 25 - 8, 25 - 15

LEGEND

%	Percentage of total team s	**(C)**	Team Captain	**BH**	Both Handed	**Han**	Handedness	**L**	Libero
LH	Left Handed	**MB**	Middle Blocker	**No.**	Shirt Number	**OS**	Opposite Spiker	**Pos**	Playing Position
PR	Preliminary	**RH**	Right Handed	**S**	Setter	**WS**	Wing Spiker		

Hasan Dogan Spor Salonu

Volleyball

Women

Preliminary - Group A

Match 23

SAT 22 JUL 2017
Start Time 10:03 - End Time 11:22
Match Duration 1h18

Results
P2

RUS vs JPN
0 3

Team	Sets	1	2	3	Total
RUS	0	16	22	15	53
JPN	3	25	25	25	75
	Playing Time	22min	25min	23min	1h11

First Refere Sema KAYIKCI (TR)

Second Refere Aysim ERGINAY (TR)

RUS - Russia

No.	Name	Pos	1	2	3	4	5	Pts
1	KHARCHEVNIKOVA Elena P							
2	ILYUKHINA Anna Sergeevna		1	3	1			4
3	ALEXEEVA Elizaveta							
4	DRAGUNOVA Loida	S			9			
5	SOLOVYEVA Anna Viktorovn		3	2	3			8
6	MITROPHANOVA Anastasia		4	6	4			11
7	ROMANOVA Arina	L	L	L				
8	LAVRINENKO Maria Evgeny	L	L		L			
9	USOVA Anna Sergeevna (C)	S	2	1	2			
10	KATANSKAYA Maria Vladimi		13	4	5			3
11	TRUBOVA Natalia Alexandro		5	5	6			10
12	MANSUROVA Valeriia				10			
13	CHEREVKO Lada		6		11			1
14	PRAPORSHCHIKOVA		11					1

Coach SEMENOV Georgy Musspelt

Assistant Coach

JPN - Japan

No.	Name	Pos	1	2	3	4	5	Pts
1	UGAYA Saki (C)		3	3	3			2
2	YAMASAKI Nozomi		6	6	6			11
3	MIURA Sanae							
4	MAEJIMA Nami			9				
5	TAKARA Miki	L		L	L			
6	AZUMI Rie		5	5	5			12
7	HATA Nanako	S			11			
8	MURAKI Rena				1			
9	OZUKA Aimi		2	2	2			15
10	HASEYAMA Yumi							
11	NAKATA Mio	S	1	1	1			4
12	HIRAOKA Sayuri		4	4	4			15

Coach KAWAKITA Miyuki

Assistant Coach

TEAM AND PLAYER PERFORMANCES

Won	Total Atts	No.	Name	Scoring Skills	Won	Total Atts	No.	Name
27	**65**	**Total**	**Team**	**Spike**	**42**	**105**	**Total**	**Team**
8	15	6	MITROPHANOVA Anastasia		13	26	9	OZUKA Aimi
8	19	11	TRUBOVA Natalia Alexandrovna		11	37	6	AZUMI Rie
6	12	5	SOLOVYEVA Anna Viktorovna		10	20	12	HIRAOKA Sayuri
7	**40**	**Total**	**Team**	**Block**	**4**	**21**	**Total**	**Team**
3	11	6	MITROPHANOVA Anastasia		3	5	2	YAMASAKI Nozomi
2	6	10	KATANSKAYA Maria Vladimirovna		1	6	1	UGAYA Saki
1	4	5	SOLOVYEVA Anna Viktorovna					
4	**55**	**Total**	**Team**	**Serve**	**13**	**73**	**Total**	**Team**
2	10	11	TRUBOVA Natalia Alexandrovna		5	13	12	HIRAOKA Sayuri
1	9	2	ILYUKHINA Anna Sergeevna		3	13	11	NAKATA Mio
1	14	5	SOLOVYEVA Anna Viktorovna		2	13	9	OZUKA Aimi
32		**Total**	**Team**	**Opp. Error**	**55**		**Total**	**Team**
70	**160**	**Total**	**Team**	**Total**	**114**	**199**	**Total**	**Team**

11	**33**	6	MITROPHANOVA Anastasia	**Best Scorer**	**15**	**37**	12	HIRAOKA Sayuri

LEGEND

(C)	Team Captain	n	Starting line-up where n= starting position on cour	**L**	Substitute Libero
nn	Susbstitute where nn = shirt number of outgoing pla	**Atts**	Attempts	**L**	Libero
MB	Middle Blocker	**No.**	Shirt Number	**Opp**	Opponent
OS	Opposite Spiker	**Pos**	Playing Position	**Pts**	Points scored
S	Setter	**WS**	Wing Spiker		

Report Created SAT 22 JUL 2017 11:24

SAT 22 JUL 2017
Start Time 10:00

Start List

RUS vs JPN

P1

First Refere Sema KAYIKCI (TR)

Second Refere Aysim ERGINAY (TR)

RUS - Russia

Shirt colour Blue

No.	Name	Shirt Name	Pos.	Han.	Height	Weight	Highest Reac		Date of Birth	Tournament Totals				
							Spike cm	Block cm		Spik	Bloc	Serv	Total	%
1	KHARCHEVNIKOVA Elena P	KHARCHEVNI							11 SEP 1985	1	1	0	2	1.96
2	ILYUKHINA Anna Sergeevna	ILYUKHINA							14 MAY 198	6	2	1	9	8.82
3	ALEXEEVA Elizaveta	ALEXEEVA							31 MAR 198	8	0	2	10	9.80
4	DRAGUNOVA Loida	DRAGUNOVA	S						1 MAY 1998	2	0	3	5	4.90
5	SOLOVYEVA Anna Viktorov	SOLOVYEVA							30 AUG 199	4	0	7	11	10.78
6	MITROPHANOVA Anastasia	MITROPHANO							28 JUL 1996	8	2	2	12	11.76
7	ROMANOVA Arina	ROMANOVA	L						8 AUG 1999	2	0	1	3	2.94
8	LAVRINENKO Maria Evgeny	LAVRINENKO	L						19 JUN 1989	0	0	0	0	0
9	USOVA Anna Sergeevna (C)	USOVA	S						12 OCT 199	0	0	3	3	2.94
10	KATANSKAYA Maria Vladimi	KATANSKAYA							31 OCT 198	4	1	5	10	9.80
11	TRUBOVA Natalia Alexandro	TRUBOVA							22 NOV 198	14	0	1	15	14.71
12	MANSUROVA Valeriia	MANSUROVA							19 MAR 199	3	0	2	5	4.90
13	CHEREVKO Lada	CHEREVKO							24 NOV 199	10	0	2	12	11.76
14	PRAPORSHCHIKOVA Irina	PRAPORSHC							17 MAR 199	6	0	1	7	6.86
Coac	SEMENOV Georgy Musspelt						**Assista**							

Phase	Opponent	Sets	Points per Set
Preliminary - Group	CAN	3 - 0	25 - 9, 25 - 8, 25 - 15
Preliminary - Group	TUR	3 - 0	25 - 13, 25 - 15, 25 - 9

JPN - Japan

Shirt colour Red

No.	Name	Shirt Name	Pos.	Han.	Height	Weight	Highest Reac		Date of Birth	Tournament Totals				
							Spike cm	Block cm		Spik	Bloc	Serv	Total	%
1	UGAYA Saki (C)	UGAYA							4 FEB 1991	11	1	1	13	9.09
2	YAMASAKI Nozomi	YAMASAKI							24 JUL 1984	19	2	3	24	16.78
3	MIURA Sanae	MIURA							16 APR 1986	3	0	0	3	2.10
4	MAEJIMA Nami	MAEJIMA							21 JUL 1988	0	0	1	1	0.70
5	TAKARA Miki	TAKARA	L						11 JAN 1991	1	0	0	1	0.70
6	AZUMI Rie	AZUMI							9 JUN 1991	25	1	4	30	20.98
7	HATA Nanako	HATA	S						6 JUL 1991	1	1	0	2	1.40
8	MURAKI Rena	MURAKI							2 APR 1997	0	0	1	1	0.70
9	OZUKA Aimi	OZUKA							10 AUG 199	26	0	6	32	22.38
10	HASEYAMA Yumi	HASEYAMA							24 AUG 200	5	0	0	5	3.50
11	NAKATA Mio	NAKATA	S						12 FEB 2001	2	0	15	17	11.89
12	HIRAOKA Sayuri	HIRAOKA							3 MAY 1999	17	1	3	21	14.69
Coac	KAWAKITA Miyuki						**Assista**							

Phase	Opponent	Sets	Points per Set
Preliminary - Group	ITA	3 - 0	25 - 21, 25 - 17, 26 - 17
Preliminary - Group	CAN	3 - 0	25 - 6, 25 - 11, 25 - 16
Preliminary - Group	TUR	3 - 0	25 - 17, 25 - 9, 25 - 19

LEGEND

%	Percentage of total team s	**(C)**	Team Captain	**BH**	Both Handed	**Han**	Handedness	**L**	Libero
LH	Left Handed	**MB**	Middle Blocker	**No.**	Shirt Number	**OS**	Opposite Spiker	**Pos**	Playing Position
PR	Preliminary	**RH**	Right Handed	**S**	Setter	**WS**	Wing Spiker		

SUN 23 JUL 2017
Start Time 15:02 - End Time 17:11
Match Duration 2h8

Results
P2

ITA vs RUS
3 1

Team	Sets	1	2	3	4	Total
ITA	3	27	25	29	25	106
RUS	1	25	27	27	12	91
	Playing Time	31min	31min	31min	22min	1h57

First Refere Akif KABAK
Second Refere URKMEZ H.I. (TUR)

ITA - Italy

No.	Name	Pos	1	2	3	4	5	Pts
1	TOMAT Alice		4	4	4	4		24
2	CALCAGNI Alice	S	4	4	4			2
3	GALBUSERA Ilaria (C)		6	6	6	6		7
4	GENNARO Claudia	S	3	3	3	3		7
5	BROGGI Valentina	L	L	L	L	L		
6	MARTONE Luana		1	1	1	1		11
7	BENNARDO Silvia		2	2	2	2		7
8	BIASIN Federica							
11	CABONI Vanessa		5	5	5	5		10
12	CASINI Clara							
13	BRANDANI Simona							
15	BRUNI Federica							

Coach CAMPEDELLI Alessandra
Assistant Coach

RUS - Russia

No.	Name	Pos	1	2	3	4	5	Pts
1	KHARCHEVNIKOVA Elena P				9			
2	ILYUKHINA Anna Sergeevna		6	6	1	6		5
3	ALEXEEVA Elizaveta		2	2	3	2		11
4	DRAGUNOVA Loida	S		1		9		1
5	SOLOVYEVA Anna Viktorovn		4	4	5	4		14
6	MITROPHANOVA Anastasia		3	3	4	3		16
7	ROMANOVA Arina	L	L	L	L	L		
8	LAVRINENKO Maria Evgeny	L	L	L	L	L		
9	USOVA Anna Sergeevna (C)	S	1	4	2	1		
10	KATANSKAYA Maria Vladimi		5	5	6	5		13
11	TRUBOVA Natalia Alexandro				5			1
12	MANSUROVA Valeriia		2					
13	CHEREVKO Lada					5		
14	PRAPORSHCHIKOVA			3	3			

Coach SEMENOV Georgy Musspelt
Assistant Coach

TEAM AND PLAYER PERFORMANCES

Won	Total Atts	No.	Name	Scoring Skills	Won	Total Atts	No.	Name
53	**141**	**Total**	**Team**	**Spike**	**47**	**129**	**Total**	**Team**
21	47	1	TOMAT Alice		11	31	10	KATANSKAYA Maria Vladimirovna
11	31	6	MARTONE Luana		11	19	6	MITROPHANOVA Anastasia
6	15	11	CABONI Vanessa		11	22	5	SOLOVYEVA Anna Viktorovna
6	**46**	**Total**	**Team**	**Block**	**9**	**45**	**Total**	**Team**
2	7	7	BENNARDO Silvia		4	18	6	MITROPHANOVA Anastasia
2	21	11	CABONI Vanessa		2	8	2	ILYUKHINA Anna Sergeevna
1	4	1	TOMAT Alice		2	4	5	SOLOVYEVA Anna Viktorovna
9	**105**	**Total**	**Team**	**Serve**	**5**	**92**	**Total**	**Team**
2	14	11	CABONI Vanessa		1	15	2	ILYUKHINA Anna Sergeevna
2	14	3	GALBUSERA Ilaria		1	16	10	KATANSKAYA Maria Vladimirovna
2	19	4	GENNARO Claudia		1	19	6	MITROPHANOVA Anastasia
76		**Total**	**Team**	**Opp. Error**	**67**		**Total**	**Team**
144	**292**	**Total**	**Team**	**Total**	**128**	**266**	**Total**	**Team**

24	**69**	1	TOMAT Alice	**Best Scorer**	**16**	**56**	6	MITROPHANOVA Anastasia

LEGEND

(C)	Team Captain	n	Starting line-up where n= starting position on cour	**L**	Substitute Libero
nn	Susbstitute where nn = shirt number of outgoing pla	**Atts**	Attempts	**L**	Libero
MB	Middle Blocker	**No.**	Shirt Number	**Opp**	Opponent
OS	Opposite Spiker	**Pos**	Playing Position	**Pts**	Points scored
S	Setter	**WS**	Wing Spiker		

SUN 23 JUL 2017
Start Time 15:00

Start List

ITA vs RUS

P1

First Refere Akif KABAK

Second Refere URKMEZ H.I. (TUR)

ITA - Italy

Shirt colour White

No.	Name	Shirt Name	Pos.	Han.	Height	Weight	Highest Reac		Date of Birth	Tournament Totals				
							Spike cm	Block cm		Spik	Bloc	Serv	Total	%
1	TOMAT Alice	TOMAT							22 JUN 1993	42	1	6	49	49.00
2	CALCAGNI Alice	CALCAGNI	S						14 SEP 1995	1	0	2	3	3.00
3	GALBUSERA Ilaria (C)	GALBUSERA							3 FEB 1991	9	0	0	9	9.00
4	GENNARO Claudia	GENNARO	S						7 MAR 1991	5	1	4	10	10.00
5	BROGGI Valentina	BROGGI	L						24 OCT 198	0	0	0	0	0
6	MARTONE Luana	MARTONE							21 FEB 2000	12	1	3	16	16.00
7	BENNARDO Silvia	BENNARDO							27 JUL 1992	7	2	3	12	12.00
8	BIASIN Federica	BIASIN							8 JUN 1995	0	0	0	0	0
11	CABONI Vanessa	CABONI							17 APR 1997	17	7	0	24	24.00
12	CASINI Clara	CASINI							1 APR 1999	0	0	0	0	0
13	BRANDANI Simona	BRANDANI							1 JUN 1998	2	0	0	2	2.00
15	BRUNI Federica	BRUNI							20 APR 2001	1	0	0	1	1.00

Coac CAMPEDELLI Alessandra **Assista**

Phase	Opponent	Sets	Points per Set
Preliminary - Group	JPN	0 - 3	21 - 25, 17 - 25, 17 - 26
Preliminary - Group	CAN	3 - 0	25 - 17, 25 - 14, 25 - 16
Preliminary - Group	TUR	3 - 0	25 - 11, 25 - 15, 25 - 14

RUS - Russia

Shirt colour Red

No.	Name	Shirt Name	Pos.	Han.	Height	Weight	Highest Reac		Date of Birth	Tournament Totals				
							Spike cm	Block cm		Spik	Bloc	Serv	Total	%
1	KHARCHEVNIKOVA Elena P	KHARCHEVNI							11 SEP 1985	1	1	0	2	2.00
2	ILYUKHINA Anna Sergeevna	ILYUKHINA							14 MAY 198	8	3	2	13	13.00
3	ALEXEEVA Elizaveta	ALEXEEVA							31 MAR 198	8	0	2	10	10.00
4	DRAGUNOVA Loida	DRAGUNOVA	S						1 MAY 1998	2	0	3	5	5.00
5	SOLOVYEVA Anna Viktorov	SOLOVYEVA							30 AUG 199	10	1	8	19	19.00
6	MITROPHANOVA Anastasia	MITROPHANO							28 JUL 1996	16	5	2	23	23.00
7	ROMANOVA Arina	ROMANOVA	L						8 AUG 1999	2	0	1	3	3.00
8	LAVRINENKO Maria Evgeny	LAVRINENKO	L						19 JUN 1989	0	0	0	0	0
9	USOVA Anna Sergeevna (C)	USOVA	S						12 OCT 199	0	0	3	3	3.00
10	KATANSKAYA Maria Vladimi	KATANSKAYA							31 OCT 198	5	3	5	13	13.00
11	TRUBOVA Natalia Alexandro	TRUBOVA							22 NOV 198	22	0	3	25	25.00
12	MANSUROVA Valeriia	MANSUROVA							19 MAR 199	3	0	2	5	5.00
13	CHEREVKO Lada	CHEREVKO							24 NOV 199	11	0	2	13	13.00
14	PRAPORSHCHIKOVA Irina	PRAPORSHC							17 MAR 199	7	0	1	8	8.00

Coac SEMENOV Georgy Musspelt **Assista**

Phase	Opponent	Sets	Points per Set
Preliminary - Group	CAN	3 - 0	25 - 9, 25 - 8, 25 - 15
Preliminary - Group	TUR	3 - 0	25 - 13, 25 - 15, 25 - 9
Preliminary - Group	JPN	0 - 3	16 - 25, 22 - 25, 15 - 25

LEGEND

%	Percentage of total team s	**(C)**	Team Captain	**BH**	Both Handed	**Han**	Handedness	**L**	Libero
LH	Left Handed	**MB**	Middle Blocker	**No.**	Shirt Number	**OS**	Opposite Spiker	**Pos**	Playing Position
PR	Preliminary	**RH**	Right Handed	**S**	Setter	**WS**	Wing Spiker		

Medallists

As of TUE 1 AUG 2017 at 16:59

Gold	Silver	Bronze
TUR - Turkey	**UKR - Ukraine**	**RUS - Russia**
1 CICEK Hilmi Kaan	0 ANTONYUK Oleg	1 BULEIKO Vladimir
4 PALAZ Emrullah	0 BILOBLOTS'KY Olexandr	2 SALMIN Maxim Ivanovich
5 KUZUCU Mehmet	0 KOSHKAROV Oleksii	3 KUDRYASHOV Alexander Yuryevich
6 GENC Furkan	0 NIKIFOROV Illia	4 ROMANTSOV Pavel
7 SIMSEK Cevat	0 POLTORATSKYI Oleksandr	5 SINELNIKOV Stanislav
8 KARATAS Ridvan	0 PROKHORCHUK Oleksandr	6 PETROCHENKO Aleksey
9 YASAN Hasan	0 RADCHENKO Valerii	7 VESNIN Andrey
10 AKYILDIZ Kadir	0 RENKAS Dmytrii	8 PLESHKEVICH Georgy
11 RAZBONYALI Ahmet Metin	0 TSYMOVSKYY Yegor	9 ELIZOV Dmitrii
12 YIGITER Fatih	0 ZAHORODNII Ihor	10 OKUNEV Sergey Nikolaevich
13 YAGIZ Ozan	0 ZAVIRUKHA Igor	11 SHMYGIN Vladimir
14 KARABICAK Kerim	0 ZELENSKYI Volodymyr	12 SHUVAEV Alexander
16 IMDAT Metin		13 KOMAROV Kirill
17 HAYTA Ersin		14 SIMANOVSKIY Roman

GENÇLİK VE SPOR BAKANLIĞI
TÜRKİYE MİLLİ OLİMPİYAT KOMİTESİ
SAMSUN VALİLİĞİ
SAMSUN BÜYÜKŞEHİR BELEDİYESİ
ONDOKUZ MAYIS ÜNİVERSİTESİ
KRONOS
DEAFLYMPICS

Final Standings

As of TUE 1 AUG 2017 at 16:59

P4

Medal	Rank	Team
Gold	1	TUR - Turkey
Silver	2	UKR - Ukraine
Bronze	3	RUS - Russia
	4	IRI - Iran
	5	BRA - Brazil
	6	ITA - Italy
	7	JPN - Japan
	8	USA - US of America
	9	VEN - Venezuela
	9	POL - Poland

Results Table - Final Round

P4

As of FRI 28 JUL 2017 at 21:33

Match	Phase	Date	Teams	Sets	Points per Set					Total Points	Match Duration	Spectators
					1	2	3	4	5			
38	Quarter-finals	TUE 25 JUL 2017	TUR vs USA	3 - 0	25 - 17	25 - 13	25 - 18			75 - 48	1:15	
40	Quarter-finals	TUE 25 JUL 2017	ITA vs IRI	2 - 3	16 - 25	25 - 19	16 - 25	25 - 18	10 - 15	92 - 102	2:10	
42	Quarter-finals	TUE 25 JUL 2017	JPN vs RUS	0 - 3	18 - 25	18 - 25	21 - 25			57 - 75	1:32	
43	Quarter-finals	TUE 25 JUL 2017	BRA vs UKR	0 - 3	14 - 25	19 - 25	9 - 25			42 - 75	1:15	
49	Semifinals 5-8	WED 26 JUL 2017	USA vs ITA	1 - 3	25 - 23	19 - 25	15 - 25	14 - 25		73 - 98	1:39	
50	Semi-finals	WED 26 JUL 2017	TUR vs IRI	3 - 1	25 - 18	25 - 19	20 - 25	25 - 20		95 - 82	2:03	
51	Semi-finals	WED 26 JUL 2017	RUS vs UKR	1 - 3	19 - 25	25 - 22	17 - 25	20 - 25		81 - 97	1:56	
52	Semifinals 5-8	WED 26 JUL 2017	JPN vs BRA	2 - 3	24 - 26	18 - 25	25 - 19	26 - 24	9 - 15	102 - 109	2:24	
53	Final 7th-8th Place	THU 27 JUL 2017	USA vs JPN	1 - 3	22 - 25	19 - 25	25 - 18	16 - 25		82 - 93	1:51	
55	Final 5th-6th Place	THU 27 JUL 2017	ITA vs BRA	2 - 3	24 - 26	21 - 25	34 - 32	25 - 22	11 - 15	115 - 120	2:29	
57	Bronze-medal Match	FRI 28 JUL 2017	IRI vs RUS	1 - 3	17 - 25	26 - 24	16 - 25	23 - 25		82 - 99	2:07	
60	Gold-medal Match	FRI 28 JUL 2017	TUR vs UKR	3 - 0	25 - 22	25 - 21	25 - 23			75 - 66	1:40	

Statistics of	Average match duration	Average spectators	Total spectators
Preliminary	1h44		
Final Rounds	1h52		
Tournament	1h47		

Quarterfinal Round Semifinal Round Final Round

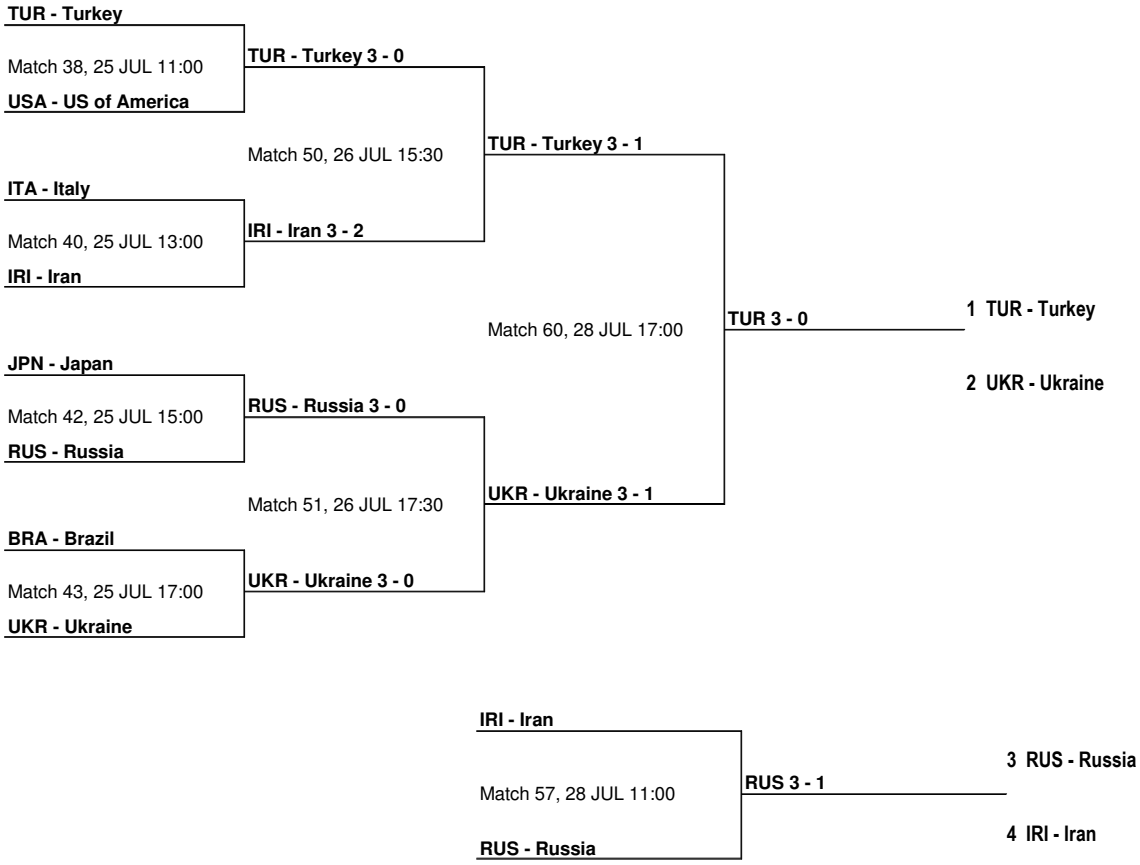

Results Table - Final Round

P4

As of FRI 28 JUL 2017 at 21:33

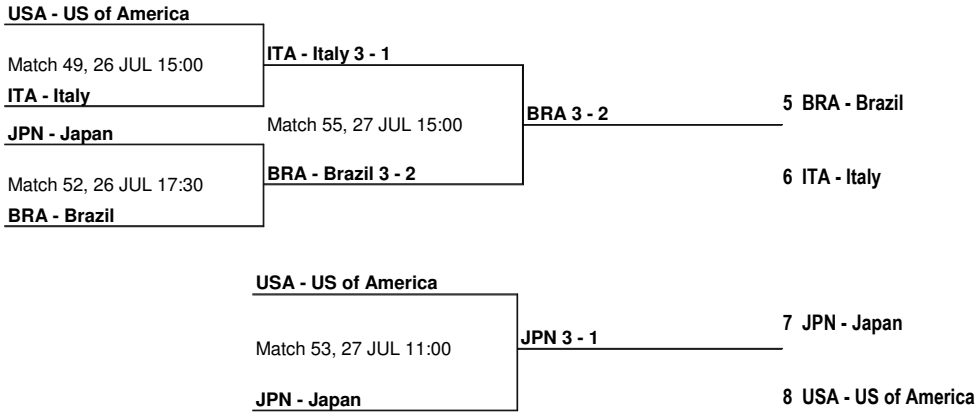

LEGEND

Ax x (x=1-4) ranked team from pool A

Bx x (x=1-4) ranked team from pool B

FRI 28 JUL 2017
Start Time 18:01 - End Time 19:42
Match Duration 1h40

Results
P2

TUR vs UKR
3 0

Team	Sets	1	2	3	Total
TUR	3	25	25	25	75
UKR	0	22	21	23	66
	Playing Time	29min	25min	38min	1h34

First Referee: Hakki DEMIRALAY
Second Referee: Akif KABAK

TUR - Turkey

No.	Name	Pos.	1	2	3	4	5	Pts
1	CICEK Hilmi Kaan		4	5	4			20
4	PALAZ Emrullah							
5	KUZUCU Mehmet	L						
6	GENC Furkan	S		12	12			
7	SIMSEK Cevat		6	1	6			3
8	KARATAS Ridvan	S	1	2	1			2
9	YASAN Hasan							
10	AKYILDIZ Kadir		2	3	2			11
11	RAZBONYALI Ahmet Metin		5	6	5			4
12	YIGITER Fatih		3	4	3			4
13	YAGIZ Ozan	L	L	L	L			
14	KARABICAK Kerim							
16	IMDAT Metin							
17	HAYTA Ersin							

Coach GARKGI Osman
Assistant Coach

UKR - Ukraine

No.	Name	Pos.	1	2	3	4	5	Pts
1	ZAVIRUKHA Igor		6	6	6			3
2	ZELENSKYI Volodymyr		1	1	1			5
4	NIKIFOROV Illia		5	5	5			11
5	BILOBLOTS'KY Olexandr	S	4	4	4			
6	ANTONYUK Oleg	S	2	2	2			
7	ZAHORODNII Ihor			6				2
8	POLTORATSKYI Oleksandr		6	1	6			8
9	PROKHORCHUK Oleksandr		4	4	4			8
10	TSYMOVSKYY Yegor							
11	KOSHKAROV Oleksii		3	3	3			9
12	RENKAS Dmytrii	L	L	L	L			
13	RADCHENKO Valerii	S						

Coach GRYTSIUTA Iurii
Assistant Coach

TEAM AND PLAYER PERFORMANCES

Won	Total Atts	No.	Name	Scoring Skills	Won	Total Atts	No.	Name
33	**67**	**Total**	**Team**	**Spike**	**40**	**83**	**Total**	**Team**
18	31	1	CICEK Hilmi Kaan		9	15	4	NIKIFOROV Illia
8	13	10	AKYILDIZ Kadir		8	18	11	KOSHKAROV Oleksii
3	10	11	RAZBONYALI Ahmet Metin		8	12	8	POLTORATSKYI Oleksandr
6	**23**	**Total**	**Team**	**Block**	**5**	**29**	**Total**	**Team**
4	5	12	YIGITER Fatih		2	4	4	NIKIFOROV Illia
1	3	10	AKYILDIZ Kadir		2	8	2	ZELENSKYI Volodymyr
1	6	1	CICEK Hilmi Kaan		1	10	9	PROKHORCHUK Oleksandr
5	**74**	**Total**	**Team**	**Serve**	**1**	**67**	**Total**	**Team**
2	14	10	AKYILDIZ Kadir		1	20	11	KOSHKAROV Oleksii
1	19	8	KARATAS Ridvan					
1	9	11	RAZBONYALI Ahmet Metin					
52		**Total**	**Team**	**Opp. Error**	**31**		**Total**	**Team**
96	**164**	**Total**	**Team**	**Total**	**77**	**179**	**Total**	**Team**

20	**49**	1	CICEK Hilmi Kaan	**Best Scorer**	**11**	**23**	4	NIKIFOROV Illia

LEGEND

(C)	Team Captain	n	Starting line-up where n= starting position on court	**L**	Substitute Libero
nn	Susbstitute where nn = shirt number of outgoing player	**Atts**	Attempts	**L**	Libero
MB	Middle Blocker	**No.**	Shirt Number	**Opp.**	Opponent
OS	Opposite Spiker	**Pos**	Playing Position	**Pts**	Points scored
S	Setter	**WS**	Wing Spiker		

GENCLIK VE SPOR BAKANLIGI
TÜRKİYE MİLLİ OLİMPİYAT KOMİTESİ
SAMSUN VALİLİĞİ
SAMSUN BÜYÜKŞEHİR BELEDİYESİ
ORDUEVLER MAYIS ÜNİVERSİTESİ
KRONOS
DEAFLYMPICS

FRI 28 JUL 2017
Start Time 18:01 - End Time 19:42
Match Duration: 1h40

Match Statistics

P3

TUR vs UKR
3 0

Team	Sets	1	2	3	Total
TUR	3	25	25	25	75
UKR	0	22	21	23	66
	Playing Time	29min	25min	38min	1h34

First Referee: Hakki DEMIRALAY **Second Referee:** Akif KABAK

TUR - Turkey

Scoring Spike

Rk	No.	Name	Spikes	Faults	Shots	Total Attempts	Eff %
1	10	AKYILDIZ Kadir	8	1	4	13	53.85
2	1	CICEK Hilmi Kaan	18	4	9	31	45.16
3	7	SIMSEK Cevat	3	1	3	7	28.57
4	8	KARATAS Ridvan	1	-	3	4	25.00
	11	RAZBONYALI Ahmet Metin	3	4	3	10	
	12	YIGITER Fatih	-	1	1	2	
	4	PALAZ Emrullah	-	-	-	-	
	5	KUZUCU Mehmet	-	-	-	-	
	6	GENC Furkan	-	-	-	-	
	9	YASAN Hasan	-	-	-	-	
	13	YAGIZ Ozan	-	-	-	-	
	14	KARABICAK Kerim	-	-	-	-	
	16	IMDAT Metin	-	-	-	-	
	17	HAYTA Ersin	-	-	-	-	
Team Totals			**33**	**11**	**23**	**67**	**32.84**

Limit 15.00%

Scoring Block

Rk	No.	Name	Kill Blocks	Faults	Rebounds	Total Attempts	Avg. by Set
1	12	YIGITER Fatih	4	-	1	5	1.33
2	1	CICEK Hilmi Kaan	1	1	4	6	0.33
2	10	AKYILDIZ Kadir	1	1	1	3	0.33
	7	SIMSEK Cevat	-	2	1	3	
	8	KARATAS Ridvan	-	2	1	3	
	13	YAGIZ Ozan	-	-	3	3	
	4	PALAZ Emrullah	-	-	-	-	
	5	KUZUCU Mehmet	-	-	-	-	
	6	GENC Furkan	-	-	-	-	
	9	YASAN Hasan	-	-	-	-	
	11	RAZBONYALI Ahmet Metin	-	-	-	-	
	14	KARABICAK Kerim	-	-	-	-	
	16	IMDAT Metin	-	-	-	-	
	17	HAYTA Ersin	-	-	-	-	
Team Totals			**6**	**6**	**11**	**23**	**2.00**

Scoring Service

Rk	No.	Name	Aces	Faults	Serve Hits	Total Attempts	Avg. by Set
1	10	AKYILDIZ Kadir	2	3	9	14	0.67
2	8	KARATAS Ridvan	1	4	14	19	0.33
2	1	CICEK Hilmi Kaan	1	1	10	12	0.33
2	11	RAZBONYALI Ahmet Metin	1	1	7	9	0.33
	12	YIGITER Fatih	-	2	8	10	
	7	SIMSEK Cevat	-	2	6	8	
	6	GENC Furkan	-	-	2	2	
	4	PALAZ Emrullah	-	-	-	-	
	5	KUZUCU Mehmet	-	-	-	-	
	9	YASAN Hasan	-	-	-	-	
	13	YAGIZ Ozan	-	-	-	-	
	14	KARABICAK Kerim	-	-	-	-	
	16	IMDAT Metin	-	-	-	-	
	17	HAYTA Ersin	-	-	-	-	
Team Totals			**5**	**13**	**56**	**74**	**1.67**

Team						
	Opponent Errors & Team Faults	**52**	**-**			

FRI 28 JUL 2017
Start Time 18:01 - End Time 19:42
Match Duration: 1h40

Match Statistics
P3

TUR - Turkey

Non-Scoring Dig	Rk	No.	Name	Digs	Faults	Receptions	Total Attempts	Avg. by Set
		13	YAGIZ Ozan	-	3	-	3	
		1	CICEK Hilmi Kaan	-	-	2	2	
		10	AKYILDIZ Kadir	-	1	1	2	
		11	RAZBONYALI Ahmet Metin	-	1	1	2	
		7	SIMSEK Cevat	-	-	1	1	
		4	PALAZ Emrullah	-	-	-	-	
		5	KUZUCU Mehmet	-	-	-	-	
		6	GENC Furkan	-	-	-	-	
		8	KARATAS Ridvan	-	-	-	-	
		9	YASAN Hasan	-	-	-	-	
		12	YIGITER Fatih	-	-	-	-	
		14	KARABICAK Kerim	-	-	-	-	
		16	IMDAT Metin	-	-	-	-	
		17	HAYTA Ersin	-	-	-	-	
	Team Totals			**-**	**5**	**5**	**10**	

Non-Scoring Set	Rk	No.	Name	Running Sets	Faults	Still Sets	Total Attempts	Avg. by Set
		8	KARATAS Ridvan	-	-	36	36	
		6	GENC Furkan	-	-	1	1	
		1	CICEK Hilmi Kaan	-	-	-	-	
		4	PALAZ Emrullah	-	-	-	-	
		5	KUZUCU Mehmet	-	-	-	-	
		7	SIMSEK Cevat	-	-	-	-	
		9	YASAN Hasan	-	-	-	-	
		10	AKYILDIZ Kadir	-	-	-	-	
		11	RAZBONYALI Ahmet Metin	-	-	-	-	
		12	YIGITER Fatih	-	-	-	-	
		13	YAGIZ Ozan	-	-	-	-	
		14	KARABICAK Kerim	-	-	-	-	
		16	IMDAT Metin	-	-	-	-	
		17	HAYTA Ersin	-	-	-	-	
	Team Totals			**-**	**-**	**37**	**37**	

Non-Scoring Reception	Rk	No.	Name	Excellents	Faults	Serve Receptions	Total Attempts	Succ. %
		13	YAGIZ Ozan	1	-	36	37	
		11	RAZBONYALI Ahmet Metin	-	1	8	9	
		10	AKYILDIZ Kadir	-	-	8	8	
		1	CICEK Hilmi Kaan	-	-	-	-	
		4	PALAZ Emrullah	-	-	-	-	
		5	KUZUCU Mehmet	-	-	-	-	
		6	GENC Furkan	-	-	-	-	
		7	SIMSEK Cevat	-	-	-	-	
		8	KARATAS Ridvan	-	-	-	-	
		9	YASAN Hasan	-	-	-	-	
		12	YIGITER Fatih	-	-	-	-	
		14	KARABICAK Kerim	-	-	-	-	
		16	IMDAT Metin	-	-	-	-	
Limit		17	HAYTA Ersin	-	-	-	-	
25.00%	**Team Totals**			**1**	**1**	**52**	**54**	

FRI 28 JUL 2017
Start Time 18:01 - End Time 19:42
Match Duration: 1h40

Match Statistics
P3

UKR - Ukraine

Scoring Spike



Rk	No.	Name	Spikes	Faults	Shots	Total Attempts	Eff %
1	7	ZAHORODNII Ihor	2	-	-	2	100.00
2	4	NIKIFOROV Illia	9	2	4	15	46.67
3	8	POLTORATSKYI Oleksandr	8	3	1	12	41.67
4	9	PROKHORCHUK Oleksandr	7	2	4	13	38.46
	11	KOSHKAROV Oleksii	8	6	4	18	
	1	ZAVIRUKHA Igor	3	3	8	14	
	2	ZELENSKYI Volodymyr	3	3	2	8	
	6	ANTONYUK Oleg	-	-	1	1	
	5	BILOBLOTS'KY Olexandr	-	-	-	-	
	10	TSYMOVSKYY Yegor	-	-	-	-	
	12	RENKAS Dmytrii	-	-	-	-	
	13	RADCHENKO Valerii	-	-	-	-	
Team Totals			**40**	**19**	**24**	**83**	**25.30**

Limit
15.00%

Scoring Block



Rk	No.	Name	Kill Blocks	Faults	Rebounds	Total Attempts	Avg. by Set
1	2	ZELENSKYI Volodymyr	2	2	4	8	0.67
1	4	NIKIFOROV Illia	2	1	1	4	0.67
3	9	PROKHORCHUK Oleksandr	1	6	3	10	0.33
	11	KOSHKAROV Oleksii	-	4	-	4	
	1	ZAVIRUKHA Igor	-	2	-	2	
	6	ANTONYUK Oleg	-	-	1	1	
	5	BILOBLOTS'KY Olexandr	-	-	-	-	
	7	ZAHORODNII Ihor	-	-	-	-	
	8	POLTORATSKYI Oleksandr	-	-	-	-	
	10	TSYMOVSKYY Yegor	-	-	-	-	
	12	RENKAS Dmytrii	-	-	-	-	
	13	RADCHENKO Valerii	-	-	-	-	
Team Totals			**5**	**15**	**9**	**29**	**1.67**

Scoring Service



Rk	No.	Name	Aces	Faults	Serve Hits	Total Attempts	Avg. by Set
1	11	KOSHKAROV Oleksii	1	1	18	20	0.33
	6	ANTONYUK Oleg	-	1	9	10	
	9	PROKHORCHUK Oleksandr	-	6	4	10	
	2	ZELENSKYI Volodymyr	-	2	7	9	
	8	POLTORATSKYI Oleksandr	-	1	6	7	
	4	NIKIFOROV Illia	-	1	3	4	
	5	BILOBLOTS'KY Olexandr	-	-	4	4	
	1	ZAVIRUKHA Igor	-	-	3	3	
	7	ZAHORODNII Ihor	-	-	-	-	
	10	TSYMOVSKYY Yegor	-	-	-	-	
	12	RENKAS Dmytrii	-	-	-	-	
	13	RADCHENKO Valerii	-	-	-	-	
Team Totals			**1**	**12**	**54**	**67**	**0.33**

Team	Opponent Errors & Team Faults	31	-			

FRI 28 JUL 2017
Start Time 18:01 - End Time 19:42
Match Duration: 1h40

Match Statistics
P3

UKR - Ukraine

Non-Scoring Dig

Rk	No.	Name	Digs	Faults	Receptions	Total Attempts	Avg. by Set
	8	POLTORATSKYI Oleksandr	-	-	2	2	
	12	RENKAS Dmytrii	-	1	1	2	
	1	ZAVIRUKHA Igor	-	1	-	1	
	4	NIKIFOROV Illia	-	1	-	1	
	11	KOSHKAROV Oleksii	-	1	-	1	
	2	ZELENSKYI Volodymyr	-	-	-	-	
	5	BILOBLOTS'KY Olexandr	-	-	-	-	
	6	ANTONYUK Oleg	-	-	-	-	
	7	ZAHORODNII Ihor	-	-	-	-	
	9	PROKHORCHUK Oleksandr	-	-	-	-	
	10	TSYMOVSKYY Yegor	-	-	-	-	
	13	RADCHENKO Valerii	-	-	-	-	
Team Totals			**-**	**4**	**3**	**7**	

Non-Scoring Set

Rk	No.	Name	Running Sets	Faults	Still Sets	Total Attempts	Avg. by Set
	6	ANTONYUK Oleg	-	-	34	34	
	5	BILOBLOTS'KY Olexandr	-	1	4	5	
	4	NIKIFOROV Illia	-	1	1	2	
	2	ZELENSKYI Volodymyr	-	1	-	1	
	9	PROKHORCHUK Oleksandr	-	-	1	1	
	11	KOSHKAROV Oleksii	-	-	1	1	
	1	ZAVIRUKHA Igor	-	-	-	-	
	7	ZAHORODNII Ihor	-	-	-	-	
	8	POLTORATSKYI Oleksandr	-	-	-	-	
	10	TSYMOVSKYY Yegor	-	-	-	-	
	12	RENKAS Dmytrii	-	-	-	-	
	13	RADCHENKO Valerii	-	-	-	-	
Team Totals			**-**	**3**	**41**	**44**	

Non-Scoring Reception

Limit
25.00%

Rk	No.	Name	Excellents	Faults	Serve Receptions	Total Attempts	Succ. %
	12	RENKAS Dmytrii	2	3	25	30	
	8	POLTORATSKYI Oleksandr	1	1	14	16	
	11	KOSHKAROV Oleksii	-	1	10	11	
	1	ZAVIRUKHA Igor	-	-	3	3	
	6	ANTONYUK Oleg	-	-	1	1	
	2	ZELENSKYI Volodymyr	-	-	-	-	
	4	NIKIFOROV Illia	-	-	-	-	
	5	BILOBLOTS'KY Olexandr	-	-	-	-	
	7	ZAHORODNII Ihor	-	-	-	-	
	9	PROKHORCHUK Oleksandr	-	-	-	-	
	10	TSYMOVSKYY Yegor	-	-	-	-	
	13	RADCHENKO Valerii	-	-	-	-	
Team Totals			**3**	**5**	**53**	**61**	

LEGEND
Avg. Average **Eff.** Efficiency **No.** Shirt Number **Rk** Rank **Succ** Success %

FRI 28 JUL 2017
Start Time 18:01 - End Time 19:42
Match Duration: 1h40

Play by Play

TUR vs UKR
3 0

Team	Sets	1	2	3	Total
TUR	3	25	25	25	75
UKR	0	22	21	23	66
	Playing Time	29min	25min	38min	1h34

First Referee: Hakki DEMIRALAY **Second Referee:** Akif KABAK

1st Set

Rally	TUR - Turkey				Lead	Score	Lead		UKR - Ukraine		
1	Serve	8 KARATAS	Serve Hit								
	Spike	10 AKYILDIZ	Spike	+	1	1-0					
2	Serve	8 KARATAS	Serve Hit								
	Block	12 YIGITER	Kill Block						Spike	11 KOSHKAROV	Fault
3	Point	TEAM	Point	+	2	2-0					
4	Serve	8 KARATAS	Serve Hit								
				+	1	2-1			Spike	4 NIKIFOROV	Spike
5									Serve	6 ANTONYUK	Serve Hit
	Spike	1 CICEK	Spike						Block	4 NIKIFOROV	Fault
			Opp. Error	+	2	3-1					
6	Serve	10 AKYILDIZ	Ace								
			Opp. Error						Reception	12 RENKAS	Reception Fault
7	Point	TEAM	Point	+	3	4-1					
8	Serve	10 AKYILDIZ	Serve Hit								
				+	2	4-2			Spike	1 ZAVIRUKHA	Spike
9									Serve	11 KOSHKAROV	Serve Hit
			Opp. Error						Spike	11 KOSHKAROV	Fault
10	Point	TEAM	Point	+	3	5-2					
11	Serve	12 YIGITER	Serve Hit								
				+	2	5-3			Spike	1 ZAVIRUKHA	Spike
12									Serve	9 PROKHORCHUK	Fault
			Opp. Error	+	3	6-3					
13	Serve	1 CICEK	Serve Hit								
				+	2	6-4			Spike	2 ZELENSKYI	Spike
14									Serve	4 NIKIFOROV	Serve Hit
	Spike	1 CICEK	Spike						Dig	4 NIKIFOROV	Fault
			Opp. Error	+	3	7-4					
15	Serve	11 RAZBONYALI	Serve Hit								
			Opp. Error						Spike	2 ZELENSKYI	Fault
16	Point	TEAM	Point	+	4	8-4					
17	Serve	11 RAZBONYALI	Serve Hit								
	Spike	10 AKYILDIZ	Fault						Block	2 ZELENSKYI	Kill Block
18					3	8-5		+	Point	TEAM	Point
19									Serve	1 ZAVIRUKHA	Serve Hit
	Spike	10 AKYILDIZ	Spike						Block	11 KOSHKAROV	Fault
			Opp. Error	+	4	9-5					
20	Serve	7 SIMSEK	Serve Hit								
			Opp. Error						Spike	11 KOSHKAROV	Fault
21	Point	TEAM	Point	+	5	10-5					
22	Serve	7 SIMSEK	Serve Hit								
	Block	12 YIGITER	Kill Block						Spike	2 ZELENSKYI	Fault
23	Point	TEAM	Point	+	6	11-5					
24	Serve	7 SIMSEK	Fault								
				+	5	11-6					Opp. Error

FRI 28 JUL 2017
Start Time 18:01 - End Time 19:42
Match Duration: 1h40

Play by Play

1st Set

Rally	TUR - Turkey				Lead	Score	Lead	UKR - Ukraine		
25			Opp. Error	+	6	12-6		Serve	2 ZELENSKYI	Fault
26	Serve	8 KARATAS	Fault	+	5	12-7				Opp. Error
27	Spike	1 CICEK	Spike	+	6	13-7		Serve	6 ANTONYUK	Serve Hit
28	Serve	10 AKYILDIZ	Serve Hit	+	5	13-8		Spike	9 PROKHORCHUK	Spike
29	Spike	11 RAZBONYALI	Fault					Serve	11 KOSHKAROV	Serve Hit Opp. Error
30					4	13-9		+ Point	TEAM	Point
31			Opp. Error					Serve Spike	11 KOSHKAROV 1 ZAVIRUKHA	Serve Hit Fault
32	Point	TEAM	Point	+	5	14-9				
33	Serve	12 YIGITER	Fault	+	4	14-10				Opp. Error
34	Spike	1 CICEK	Spike	+	5	15-10		Serve	9 PROKHORCHUK	Serve Hit
35	Serve	1 CICEK	Serve Hit	+	4	15-11		Spike	4 NIKIFOROV	Spike
36			Opp. Error					Serve Block	4 NIKIFOROV 1 ZAVIRUKHA	Serve Hit Fault
37	Point	TEAM	Point	+	5	16-11				
38	Serve	11 RAZBONYALI	Fault	+	4	16-12				Opp. Error
39	Spike	1 CICEK	Spike	+	5	17-12		Serve	1 ZAVIRUKHA	Serve Hit
40	Serve	7 SIMSEK	Fault	+	4	17-13				Opp. Error
41	Spike	1 CICEK	Spike	+	5	18-13		Serve	2 ZELENSKYI	Serve Hit
42	Serve	8 KARATAS	Serve Hit	+	4	18-14		Spike	9 PROKHORCHUK	Spike
43	Spike	1 CICEK	Fault					Serve Block	6 ANTONYUK 4 NIKIFOROV	Serve Hit Kill Block
44					3	18-15		+ Point	TEAM	Point
45	Dig	11 RAZBONYALI	Fault	+	2	18-16		Serve Spike	6 ANTONYUK 11 KOSHKAROV	Serve Hit Spike Opp. Error
			Time Out							
46	Spike	1 CICEK	Spike Opp. Error	+	3	19-16		Serve Block	6 ANTONYUK 9 PROKHORCHUK	Serve Hit Fault
47	Serve	10 AKYILDIZ	Serve Hit	+	2	19-17		Spike	4 NIKIFOROV	Spike
48				+	1	19-18		Serve Spike	11 KOSHKAROV 9 PROKHORCHUK	Serve Hit Spike
49	Spike	11 RAZBONYALI	Fault					Serve	11 KOSHKAROV	Serve Hit Opp. Error
50						19-19		+ Point	TEAM	Point
51	Spike	11 RAZBONYALI	Spike					Serve Dig	11 KOSHKAROV 1 ZAVIRUKHA	Serve Hit Fault
			Opp. Error	+	1	20-19				

FRI 28 JUL 2017
Start Time 18:01 - End Time 19:42
Match Duration: 1h40

Play by Play

1st Set

Rally	TUR - Turkey				Lead	Score	Lead	UKR - Ukraine		
52	Serve Spike	12 YIGITER 7 SIMSEK	Serve Hit Spike Opp. Error	+ +	2	21-19		Block	9 PROKHORCHUK	Fault
										Time Out
53	Serve Block	12 YIGITER 7 SIMSEK	Serve Hit Fault	+ +	1	21-20		Spike	9 PROKHORCHUK	Spike Opp. Error
54			Opp. Error	+	2	22-20		Serve	9 PROKHORCHUK	Fault
55	Serve	1 CICEK	Serve Hit Opp. Error					Spike	4 NIKIFOROV	Fault
56	Point	TEAM	Point	+	3	23-20				
57	Serve Spike	1 CICEK 11 RAZBONYALI	Serve Hit Spike Opp. Error	+ +	4	24-20		Dig	11 KOSHKAROV	Fault
										Time Out
58	Serve	1 CICEK	Fault	+	3	24-21				Opp. Error
								Sub.	4 NIKIFOROV	Out
								Sub.	5 BILOBLOTS'KY	In
								Sub.	6 ANTONYUK	Out
								Sub.	8 POLTORATSKYI	In
59	Spike	1 CICEK	Fault					Serve	5 BILOBLOTS'KY	Serve Hit Opp. Error
60					2	24-22		+ Point	TEAM	Point
			Time Out							
61			Opp. Error					Serve Spike	5 BILOBLOTS'KY 1 ZAVIRUKHA	Serve Hit Fault
62	Point	TEAM	Point	+	3	25-22				

2nd Set

Rally	TUR - Turkey				Lead	Score	Lead	UKR - Ukraine		
1			Opp. Error	+	1	1-0		Serve	2 ZELENSKYI	Fault
2	Serve	8 KARATAS	Fault	+		1-1				Opp. Error
3	Spike	1 CICEK	Spike	+	1	2-1		Serve	6 ANTONYUK	Serve Hit
4	Serve Block	10 AKYILDIZ 12 YIGITER	Serve Hit Kill Block					Spike	4 NIKIFOROV	Fault
5	Point	TEAM	Point	+	2	3-1				
6	Serve	10 AKYILDIZ	Fault	+	1	3-2				Opp. Error
7			Opp. Error	+	2	4-2		Serve	11 KOSHKAROV	Fault
8	Serve Block	12 YIGITER 1 CICEK	Serve Hit Kill Block					Spike	1 ZAVIRUKHA	Fault
9	Point	TEAM	Point	+	3	5-2				
10	Serve	12 YIGITER	Serve Hit	+	2	5-3		Spike	9 PROKHORCHUK	Spike

FRI 28 JUL 2017
Start Time 18:01 - End Time 19:42
Match Duration: 1h40

Play by Play

2nd Set

Rally	TUR - Turkey				Lead	Score	Lead	UKR - Ukraine		
11	Spike	7 SIMSEK	Spike	+	3	6-3		Serve	9 PROKHORCHUK	Serve Hit
12	Serve	1 CICEK	Serve Hit	+	2	6-4		Spike	2 ZELENSKYI	Spike
13			Opp. Error	+	3	7-4		Serve	4 NIKIFOROV	Fault
14	Serve	11 RAZBONYALI	Serve Hit	+	2	7-5		Spike	1 ZAVIRUKHA	Spike
								Sub.	1 ZAVIRUKHA	Out
								Sub.	8 POLTORATSKYI	In
15	Spike	7 SIMSEK	Fault					Serve Block	8 POLTORATSKYI 2 ZELENSKYI	Serve Hit Kill Block
16					1	7-6		+ Point	TEAM	Point
17	Spike	10 AKYILDIZ	Spike Opp. Error	+	2	8-6		Serve Block	8 POLTORATSKYI 2 ZELENSKYI	Serve Hit Fault
18	Serve	7 SIMSEK	Serve Hit	+	1	8-7		Spike	11 KOSHKAROV	Spike
19	Spike	1 CICEK	Fault					Serve Block	2 ZELENSKYI 9 PROKHORCHUK	Serve Hit Kill Block
20						8-8		+ Point	TEAM	Point
21	Spike	10 AKYILDIZ	Spike	+	1	9-8		Serve	2 ZELENSKYI	Serve Hit
22	Serve	8 KARATAS	Serve Hit							
			Opp. Error	+	2	10-8		Set	4 NIKIFOROV	Fault
23	Serve	8 KARATAS	Ace Opp. Error					Reception	8 POLTORATSKYI	Reception Fault
24	Point	TEAM	Point	+	3	11-8				
25	Serve	8 KARATAS	Fault	+	2	11-9				Opp. Error
26	Spike	10 AKYILDIZ	Spike Opp. Error	+	3	12-9		Serve Block	6 ANTONYUK 11 KOSHKAROV	Serve Hit Fault
27	Serve	10 AKYILDIZ	Serve Hit	+	2	12-10		Spike	9 PROKHORCHUK	Spike
28	Spike	1 CICEK	Spike Opp. Error	+	3	13-10		Serve Block	11 KOSHKAROV 9 PROKHORCHUK	Serve Hit Fault
29	Serve Dig	12 YIGITER 10 AKYILDIZ	Serve Hit Fault	+	2	13-11		Spike	8 POLTORATSKYI	Spike Opp. Error
30			Opp. Error	+	3	14-11		Serve	9 PROKHORCHUK	Fault
31	Serve	1 CICEK	Serve Hit Opp. Error					Spike	2 ZELENSKYI	Fault
32	Point	TEAM	Point	+	4	15-11				
33	Serve	1 CICEK	Serve Hit							
			Opp. Error	+	5	16-11		Set	2 ZELENSKYI	Fault
34	Serve Dig	1 CICEK 13 YAGIZ	Serve Hit Fault					Spike	8 POLTORATSKYI	Spike
				+	4	16-12				Opp. Error
								Sub.	4 NIKIFOROV	Out

FRI 28 JUL 2017
Start Time 18:01 - End Time 19:42
Match Duration: 1h40

Play by Play

2nd Set

Rally	TUR - Turkey				Lead	Score	Lead	UKR - Ukraine		
								Sub.	5 BILOBLOTS'KY	In
								Sub.	6 ANTONYUK	Out
								Sub.	7 ZAHORODNII	In
35			Opp. Error					Serve Block	5 BILOBLOTS'KY 2 ZELENSKYI	Serve Hit Fault
36	Point	TEAM	Point	+	5	17-12				
37	Serve Block	11 RAZBONYALI 7 SIMSEK	Serve Hit Fault	+	4	17-13		Spike	7 ZAHORODNII	Spike Opp. Error
38			Opp. Error					Serve Spike	8 POLTORATSKYI 8 POLTORATSKYI	Serve Hit Fault
39	Point	TEAM	Point	+	5	18-13				
40	Serve	7 SIMSEK	Serve Hit	+	4	18-14		Spike	7 ZAHORODNII	Spike
41	Block	8 KARATAS	Fault	+	3	18-15		Serve Spike	2 ZELENSKYI 11 KOSHKAROV	Serve Hit Spike Opp. Error
42	Spike	1 CICEK	Spike Opp. Error	+	4	19-15		Serve Block	2 ZELENSKYI 11 KOSHKAROV	Serve Hit Fault
43	Serve	8 KARATAS	Serve Hit Opp. Error					Spike	8 POLTORATSKYI	Fault
44	Point	TEAM	Point	+	5	20-15				
										Time Out
45	Serve Spike	8 KARATAS 1 CICEK	Serve Hit Spike Opp. Error	+	6	21-15		Block	9 PROKHORCHUK	Fault
46	Serve	8 KARATAS	Serve Hit Opp. Error					Spike	8 POLTORATSKYI	Fault
47	Point	TEAM	Point	+	7	22-15				
48	Serve Block	8 KARATAS 10 AKYILDIZ	Serve Hit Fault	+	6	22-16		Spike	8 POLTORATSKYI	Spike Opp. Error
								Sub.	6 ANTONYUK	In
								Sub.	7 ZAHORODNII	Out
								Sub.	4 NIKIFOROV	In
								Sub.	5 BILOBLOTS'KY	Out
49			Opp. Error	+	7	23-16		Serve	6 ANTONYUK	Fault
50	Serve Block	10 AKYILDIZ 1 CICEK	Serve Hit Fault	+	6	23-17		Spike	4 NIKIFOROV	Spike Opp. Error
51				+	5	23-18		Serve Spike	11 KOSHKAROV 4 NIKIFOROV	Serve Hit Spike
			Time Out							
52				+	4	23-19		Serve Spike	11 KOSHKAROV 9 PROKHORCHUK	Serve Hit Spike
53	Reception	11 RAZBONYALI	Reception Fault					Serve	11 KOSHKAROV	Ace Opp. Error
54					3	23-20		+ Point	TEAM	Point
55	Spike	1 CICEK	Spike					Serve Block	11 KOSHKAROV 9 PROKHORCHUK	Serve Hit Fault
			Opp. Error	+	4	24-20				
	Sub.	6 GENC	In							

FRI 28 JUL 2017
Start Time 18:01 - End Time 19:42
Match Duration: 1h40

Play by Play

2nd Set

Rally	TUR - Turkey				Lead	Score	Lead	UKR - Ukraine		
	Sub.	12 YIGITER	Out							
56	Serve	6 GENC	Serve Hit	+	3	24-21		Spike	4 NIKIFOROV	Spike
57	Spike	7 SIMSEK	Spike	+	4	25-21		Serve	9 PROKHORCHUK	Serve Hit

3rd Set

Rally	TUR - Turkey				Lead	Score	Lead	UKR - Ukraine		
1	Serve Spike	8 KARATAS 1 CICEK	Serve Hit Spike	+ +	1	1-0				
2	Serve	8 KARATAS	Serve Hit	+		1-1		Spike	11 KOSHKAROV	Spike
3	Spike	10 AKYILDIZ	Spike Opp. Error	+	1	2-1		Serve Block	6 ANTONYUK 9 PROKHORCHUK	Serve Hit Fault
4	Serve Spike	10 AKYILDIZ 1 CICEK	Serve Hit Spike Opp. Error	+ +	2	3-1		Dig	12 RENKAS	Fault
5	Serve Spike	10 AKYILDIZ 1 CICEK	Serve Hit Spike	+ +	3	4-1				
6	Serve	10 AKYILDIZ	Serve Hit	+	2	4-2		Spike	4 NIKIFOROV	Spike
7	Spike	11 RAZBONYALI	Spike	+	3	5-2		Serve	11 KOSHKAROV	Serve Hit
8	Serve	12 YIGITER	Serve Hit	+	2	5-3		Spike	11 KOSHKAROV	Spike
9	Spike	11 RAZBONYALI	Fault					Serve Block	9 PROKHORCHUK 4 NIKIFOROV	Serve Hit Kill Block
10					1	5-4		+ Point	TEAM	Point
11			Opp. Error	+	2	6-4		Serve	9 PROKHORCHUK	Fault
12	Serve	1 CICEK	Serve Hit	+	1	6-5		Spike	8 POLTORATSKYI	Spike
13	Spike	1 CICEK	Spike	+	2	7-5		Serve	4 NIKIFOROV	Serve Hit
14	Serve	11 RAZBONYALI	Serve Hit	+	1	7-6		Spike	4 NIKIFOROV	Spike
15	Dig	13 YAGIZ	Fault	+		7-7		Serve Spike	8 POLTORATSKYI 11 KOSHKAROV	Serve Hit Spike Opp. Error
16				+		7-8	1	Serve Spike	8 POLTORATSKYI 11 KOSHKAROV	Serve Hit Spike
17			Opp. Error	+		8-8		Serve	8 POLTORATSKYI	Fault
18	Serve Spike	7 SIMSEK 12 YIGITER	Serve Hit Fault							Opp. Error
19						8-9	1	+ Point	TEAM	Point
20	Block	10 AKYILDIZ	Kill Block					Serve Spike	2 ZELENSKYI 11 KOSHKAROV	Serve Hit Fault
21	Point	TEAM	Point	+		9-9				

FRI 28 JUL 2017
Start Time 18:01 - End Time 19:42
Match Duration: 1h40

Play by Play

3rd Set

Rally	TUR - Turkey				Lead	Score	Lead	UKR - Ukraine			
22	Serve	8 KARATAS	Serve Hit								
			Opp. Error					Spike	11 KOSHKAROV	Fault	
23	Point	TEAM	Point	+	1	10-9					
24	Serve	8 KARATAS	Serve Hit								
				+		10-10		Spike	11 KOSHKAROV	Spike	
25								Serve	6 ANTONYUK	Serve Hit	
	Spike	10 AKYILDIZ	Spike					Block	11 KOSHKAROV	Fault	
			Opp. Error	+	1	11-10					
26	Serve	10 AKYILDIZ	Ace								
			Opp. Error					Reception	12 RENKAS	Reception Fault	
27	Point	TEAM	Point	+	2	12-10					
28	Serve	10 AKYILDIZ	Fault								
				+	1	12-11				Opp. Error	
29								Serve	11 KOSHKAROV	Serve Hit	
				+		12-12		Spike	8 POLTORATSKYI	Spike	
30								Serve	11 KOSHKAROV	Serve Hit	
	Dig	13 YAGIZ	Fault					Spike	8 POLTORATSKYI	Spike	
				+		12-13	1			Opp. Error	
			Time Out								
31								Serve	11 KOSHKAROV	Serve Hit	
				+		12-14	2	Spike	8 POLTORATSKYI	Spike	
32								Serve	11 KOSHKAROV	Serve Hit	
	Spike	1 CICEK	Spike	+		13-14	1				
33	Serve	12 YIGITER	Serve Hit								
			Opp. Error					Spike	9 PROKHORCHUK	Fault	
34	Point	TEAM	Point	+		14-14					
35	Serve	12 YIGITER	Fault								
				+		14-15	1			Opp. Error	
36								Serve	9 PROKHORCHUK	Fault	
			Opp. Error	+		15-15					
37	Serve	1 CICEK	Serve Hit								
				+		15-16	1	Spike	4 NIKIFOROV	Spike	
								Sub.	4 NIKIFOROV	Out	
								Sub.	5 BILOBLOTS'KY	In	
								Sub.	1 ZAVIRUKHA	In	
								Sub.	6 ANTONYUK	Out	
38								Serve	5 BILOBLOTS'KY	Serve Hit	
	Spike	8 KARATAS	Spike	+		16-16					
39	Serve	11 RAZBONYALI	Ace								
			Opp. Error					Reception	12 RENKAS	Reception Fault	
40	Point	TEAM	Point	+	1	17-16					
41	Serve	11 RAZBONYALI	Serve Hit								
								Set	5 BILOBLOTS'KY	Fault	
			Opp. Error	+	2	18-16					
										Time Out	
42	Serve	11 RAZBONYALI	Serve Hit								
	Block	8 KARATAS	Fault							Opp. Error	
43					1	18-17		+ Point	TEAM	Point	
44								Serve	8 POLTORATSKYI	Serve Hit	
			Opp. Error					Block	1 ZAVIRUKHA	Fault	
45	Point	TEAM	Point	+	2	19-17					

FRI 28 JUL 2017
Start Time 18:01 - End Time 19:42
Match Duration: 1h40

Play by Play

3rd Set

Rally	TUR - Turkey				Lead	Score	Lead	UKR - Ukraine			
46	Serve	7	SIMSEK	Serve Hit +	1	19-18		Spike	2	ZELENSKYI	Spike
47	Spike	1	CICEK	Spike +	2	20-18		Serve	2	ZELENSKYI	Serve Hit
48	Serve	8	KARATAS	Serve Hit Opp. Error				Spike	11	KOSHKAROV	Fault
49	Point		TEAM	Point +	3	21-18					
50	Serve	8	KARATAS	Fault +	2	21-19					Opp. Error
51	Spike	10	AKYILDIZ	Spike +	3	22-19		Serve	1	ZAVIRUKHA	Serve Hit
52	Serve	10	AKYILDIZ	Fault +	2	22-20					Opp. Error
53	Spike	1	CICEK	Fault				Serve	11	KOSHKAROV	Serve Hit Opp. Error
54					1	22-21		+ Point		TEAM	Point
				Time Out							
55	Spike	11	RAZBONYALI	Fault				Serve	11	KOSHKAROV	Serve Hit Opp. Error
56						22-22		+ Point		TEAM	Point
57	Block	12	YIGITER	Kill Block				Serve Spike	11 9	KOSHKAROV PROKHORCHUK	Serve Hit Fault
58	Point		TEAM	Point +	1	23-22					
	Sub.	6	GENC	In							
	Sub.	12	YIGITER	Out							
59	Serve	6	GENC	Serve Hit +		23-23		Spike	8	POLTORATSKYI	Spike
60				Opp. Error +	1	24-23		Serve	9	PROKHORCHUK	Fault
											Time Out
61	Serve	1	CICEK	Ace Opp. Error				Reception	11	KOSHKAROV	Reception Fault
62	Point		TEAM	Point +	2	25-23					

LEGEND

+ Point scored by team | **Opp.** Opponent | **Sub.** Substitution

FRI 28 JUL 2017
Start Time 17:00

Start List

TUR vs UKR

P1

First Referee: Hakki DEMIRALAY **Second Referee:** Akif KABAK

TUR - Turkey

Shirt colour: Red

No.	Name	Shirt Name	Pos.	Han.	Height	Weight	Highest Reach		Date of Birth	Tournament Totals				
							Spike cm	Block cm		Spike	Block	Serve	Total	%
1	CICEK Hilmi Kaan	CICEK							29 JUN 1993	61	9	4	74	26.33
4	PALAZ Emrullah	PALAZ							10 AUG 1984	0	0	0	0	0
5	KUZUCU Mehmet	KUZUCU	L						26 APR 1991	0	0	0	0	0
6	GENC Furkan	GENC	S						1 DEC 1999	0	0	0	0	0
7	SIMSEK Cevat	SIMSEK							28 APR 1988	27	5	4	36	12.81
8	KARATAS Ridvan	KARATAS	S						1 FEB 1982	11	2	8	21	7.47
9	YASAN Hasan	YASAN							5 JAN 1988	0	0	0	0	0
10	AKYILDIZ Kadir	AKYILDIZ							15 FEB 1996	37	8	10	55	19.57
11	RAZBONYALI Ahmet Metin	RAZBONYALI							10 APR 1986	38	2	7	47	16.73
12	YIGITER Fatih	YIGITER							1 APR 1991	17	11	4	32	11.39
13	YAGIZ Ozan	YAGIZ	L						1 JAN 1991	0	0	0	0	0
14	KARABICAK Kerim	KARABICAK							1 AUG 1989	0	0	0	0	0
16	IMDAT Metin	IMDAT							4 JUL 1992	1	0	0	1	0.36
17	HAYTA Ersin	HAYTA							14 SEP 1989	0	0	0	0	0

Coach GARKGI Osman **Assistant**

Phase	Opponent	Sets	Points per Set
Preliminary - Group A	BRA	3 - 0	25 - 16, 25 - 9, 25 - 11
Preliminary - Group A	ITA	3 - 2	21 - 25, 25 - 16, 22 - 25, 25 - 14, 15 - 1
Preliminary - Group A	JPN	3 - 0	25 - 15, 25 - 22, 25 - 18
Preliminary - Group A	VEN	3 - 0	25 - 10, 25 - 10, 25 - 18
Quarter-finals	USA	3 - 0	25 - 17, 25 - 13, 25 - 18
Semi-finals	IRI	3 - 1	25 - 18, 25 - 19, 20 - 25, 25 - 20

UKR - Ukraine

Shirt colour: Blue

No.	Name	Shirt Name	Pos.	Han.	Height	Weight	Highest Reach		Date of Birth	Tournament Totals				
							Spike cm	Block cm		Spike	Block	Serve	Total	%
1	ZAVIRUKHA Igor	ZAVIRUKHA							16 SEP 1982	34	3	2	39	13.49
2	ZELENSKYI Volodymyr	ZELENSKYI							23 APR 1987	25	11	5	41	14.19
3	NIKIFOROV Illia	NIKIFOROV							20 OCT 1987	41	2	3	46	15.92
5	BILOBLOTS'KY Olexandr	BILOBLOTS'KY	S						19 MAR 1975	4	0	0	4	1.38
6	ANTONYUK Oleg	ANTONYUK	S						13 JUL 1984	0	0	5	5	1.73
7	ZAHORODNII Ihor	ZAHORODNII							14 JUN 1988	9	0	1	10	3.46
8	POLTORATSKYI Oleksandr	POLTORATSKYI							20 OCT 1986	46	7	0	53	18.34
9	PROKHORCHUK Oleksandr	PROKHORCHUK							20 OCT 1983	22	7	2	31	10.73
10	TSYMOVSKYY Yegor	TSYMOVSKYY							25 MAR 1983	12	0	1	13	4.50
11	KOSHKAROV Oleksii	KOSHKAROV							11 AUG 1989	46	6	6	58	20.07
12	RENKAS Dmytrii	RENKAS	L						4 NOV 1992	0	0	0	0	0
13	RADCHENKO Valerii	RADCHENKO	S						9 MAR 1992	0	1	2	3	1.04

Coach GRYTSIUTA Iurii **Assistant**

Phase	Opponent	Sets	Points per Set
Preliminary - Group B	RUS	3 - 2	20 - 25, 32 - 30, 25 - 21, 19 - 25, 15 - 1
Preliminary - Group B	USA	3 - 0	25 - 15, 25 - 10, 25 - 8
Preliminary - Group B	IRI	3 - 0	25 - 16, 25 - 11, 25 - 17
Preliminary - Group B	POL	3 - 0	25 - 12, 25 - 7, 25 - 13
Quarter-finals	BRA	3 - 0	25 - 14, 25 - 19, 25 - 9
Semi-finals	RUS	3 - 1	25 - 19, 22 - 25, 25 - 17, 25 - 20

FRI 28 JUL 2017
Start Time 17:00

Start List

TUR vs UKR

P1

First Referee: Hakki DEMIRALAY

Second Referee: Akif KABAK

LEGEND									
%	Percentage of total team score	(C)	Team Captain	BH	Both Handed	F1	Gold-medal Match	Han.	Handedness
L	Libero	LH	Left Handed	MB	Middle Blocker	No.	Shirt Number	OS	Opposite Spiker
SF	Semi-finals	WS	Wing Spiker	QF	Quarter-finals	RH	Right Handed	S	Setter

FRI 28 JUL 2017
Start Time 11:00 - End Time 13:08
Match Duration 2h7

Results
P2

IRI vs RUS
1 **3**

Team	Sets	1	2	3	4	Total
IRI	1	17	26	16	23	82
RUS	3	25	24	25	25	99
	Playing Time	24min	31min	26min	33min	1h56

First Referee: Aysim ERGINAY (TR) **Second Referee:** Gurhan GUL (TUR)

IRI - Iran

No.	Name	Pos.	1	2	3	4	5	Pts
1	ASHJAEE KOOSHKMAHDI Sadegh		4	4		4		2
2	ALIMARDANI Mahmood		6	6	6	6		9
3	KALTEH Rahmat	L	L	L	L	L		
4	HOSSEINI Seyyed Ahmad		3	3	3			3
5	DEHGHAN Hamed		6					
6	TALEBI DELOUEI Vahid		2	2	2	2		12
7	ALIZADEH Jafar			1	4	5		12
8	FAGHIHIFAR Mohsen	L						
9	GHAFOURI HOSSEINABAD Saeid		5	5	5			10
10	MOJARRAD Ramez				4	3		
11	BIPANAH GORJI Hassan (C)	S						
12	DADASHKHANI Aram		13	13	13	1		1
13	KEIKHA Ebrahim	S	1	1	1	14		2
14	AFKHAMISARAI Amir		1		7	1		

Coach TORKASHVAND Mohammad
Assistant Coach

RUS - Russia

No.	Name	Pos.	1	2	3	4	5	Pts
1	BULEIKO Vladimir				3	3		
2	SALMIN Maxim Ivanovich		6	6	6	6		3
3	KUDRYASHOV A.	S	11	11	1	1		2
4	ROMANTSOV Pavel					4		5
5	SINELNIKOV Stanislav	S	1	1	11	4		2
6	PETROCHENKO Aleksey		3	3	3	3		9
7	VESNIN Andrey	L	L	L	L	L		
8	PLESHKEVICH Georgy		5	5	5	5		27
9	ELIZOV Dmitrii	L	L	L	L	L		
10	OKUNEV Sergey Nikolaevich			6		2		1
11	SHMYGIN Vladimir		4	4	4			1
12	SHUVAEV Alexander		2	2	2	2		16
13	KOMAROV Kirill							
14	SIMANOVSKIY Roman			2				

Coach KOVALCHUK Vasily
Assistant Coach

TEAM AND PLAYER PERFORMANCES

Won	Total Atts	No.	Name	Scoring Skills	Won	Total Atts	No.	Name
37	**112**	**Total**	**Team**	**Spike**	**48**	**110**	**Total**	**Team**
10	32	6	TALEBI DELOUEI Vahid		21	40	8	PLESHKEVICH Georgy
9	20	7	ALIZADEH Jafar		16	32	12	SHUVAEV Alexander
9	25	9	GHAFOURI HOSSEINABAD Saeid		5	12	6	PETROCHENKO Aleksey
10	**43**	**Total**	**Team**	**Block**	**14**	**61**	**Total**	**Team**
4	13	2	ALIMARDANI Mahmood		4	12	6	PETROCHENKO Aleksey
2	4	7	ALIZADEH Jafar		3	9	8	PLESHKEVICH Georgy
1	10	4	HOSSEINI Seyyed Ahmad		3	9	4	ROMANTSOV Pavel
4	**83**	**Total**	**Team**	**Serve**	**4**	**98**	**Total**	**Team**
1	9	4	HOSSEINI Seyyed Ahmad		3	15	8	PLESHKEVICH Georgy
1	10	13	KEIKHA Ebrahim		1	13	3	KUDRYASHOV A.
1	19	6	TALEBI DELOUEI Vahid					
61		**Total**	**Team**	**Opp. Error**	**66**		**Total**	**Team**
112	**238**	**Total**	**Team**	**Total**	**132**	**269**	**Total**	**Team**

12	**35**	7	ALIZADEH Jafar	**Best Scorer**	**27**	**64**	8	PLESHKEVICH Georgy

LEGEND

(C)	Team Captain	n	Starting line-up where n= starting position on court	**L**	Substitute Libero
nn	Susbstitute where nn = shirt number of outgoing player	**Atts**	Attempts	**L**	Libero
MB	Middle Blocker	**No.**	Shirt Number	**Opp.**	Opponent
OS	Opposite Spiker	**Pos**	Playing Position	**Pts**	Points scored
S	Setter	**WS**	Wing Spiker		

GENÇLİK VE SPOR BAKANLIĞI · TÜRKİYE MİLLİ OLİMPİYAT KOMİTESİ · SAMSUN VALİLİĞİ · SAMSUN BÜYÜKŞEHİR BELEDİYESİ · ONDOKUZ MAYIS ÜNİVERSİTESİ · KRONOS · DEAFLYMPICS

FRI 28 JUL 2017
Start Time 11:00 - End Time 13:08
Match Duration: 2h7

Match Statistics

P3

IRI vs RUS

1 3

Team	Sets	1	2	3	4	Total
IRI	1	17	26	16	23	82
RUS	3	25	24	25	25	99
	Playing Time	24min	31min	26min	33min	1h56

First Referee: Aysim ERGINAY (TR) **Second Referee:** Gurhan GUL (TUR)

IRI - Iran

Scoring Spike

Rk	No.	Name	Spikes	Faults	Shots	Total Attempts	Eff %
1	4	HOSSEINI Seyyed Ahmad	1	-	1	2	50.00
2	2	ALIMARDANI Mahmood	5	3	1	9	22.22
3	9	GHAFOURI HOSSEINABAD Saeid	9	4	12	25	20.00
	6	TALEBI DELOUEI Vahid	10	8	14	32	
	7	ALIZADEH Jafar	9	7	4	20	
	1	ASHJAEE KOOSHKMAHDI Sadegh	2	5	7	14	
	12	DADASHKHANI Aram	1	4	3	8	
	13	KEIKHA Ebrahim	-	1	1	2	
	3	KALTEH Rahmat	-	-	-	-	
	5	DEHGHAN Hamed	-	-	-	-	
	8	FAGHIHIFAR Mohsen	-	-	-	-	
	10	MOJARRAD Ramez	-	-	-	-	
	11	BIPANAH GORJI Hassan	-	-	-	-	
	14	AFKHAMISARAI Amir	-	-	-	-	
Team Totals			**37**	**32**	**43**	**112**	

Limit 15.00%

Scoring Block

Rk	No.	Name	Kill Blocks	Faults	Rebounds	Total Attempts	Avg. by Set
1	2	ALIMARDANI Mahmood	4	6	3	13	1.00
2	7	ALIZADEH Jafar	2	2	-	4	0.50
3	4	HOSSEINI Seyyed Ahmad	1	6	3	10	0.25
3	13	KEIKHA Ebrahim	1	4	-	5	0.25
3	9	GHAFOURI HOSSEINABAD Saeid	1	-	3	4	0.25
3	6	TALEBI DELOUEI Vahid	1	2	-	3	0.25
	12	DADASHKHANI Aram	-	2	-	2	
	1	ASHJAEE KOOSHKMAHDI Sadegh	-	-	1	1	
	3	KALTEH Rahmat	-	1	-	1	
	5	DEHGHAN Hamed	-	-	-	-	
	8	FAGHIHIFAR Mohsen	-	-	-	-	
	10	MOJARRAD Ramez	-	-	-	-	
	11	BIPANAH GORJI Hassan	-	-	-	-	
	14	AFKHAMISARAI Amir	-	-	-	-	
Team Totals			**10**	**23**	**10**	**43**	**2.50**

Scoring Service

Rk	No.	Name	Aces	Faults	Serve Hits	Total Attempts	Avg. by Set
1	6	TALEBI DELOUEI Vahid	1	2	16	19	0.25
1	7	ALIZADEH Jafar	1	1	9	11	0.25
1	13	KEIKHA Ebrahim	1	1	8	10	0.25
1	4	HOSSEINI Seyyed Ahmad	1	-	8	9	0.25
	2	ALIMARDANI Mahmood	-	2	11	13	
	9	GHAFOURI HOSSEINABAD Saeid	-	-	9	9	
	1	ASHJAEE KOOSHKMAHDI Sadegh	-	2	6	8	
	10	MOJARRAD Ramez	-	1	2	3	
	12	DADASHKHANI Aram	-	-	1	1	
	3	KALTEH Rahmat	-	-	-	-	
	5	DEHGHAN Hamed	-	-	-	-	
	8	FAGHIHIFAR Mohsen	-	-	-	-	
	11	BIPANAH GORJI Hassan	-	-	-	-	
	14	AFKHAMISARAI Amir	-	-	-	-	
Team Totals			**4**	**9**	**70**	**83**	**1.00**

Team						
	Opponent Errors & Team Faults	**61**	**-**			

FRI 28 JUL 2017
Start Time 11:00 - End Time 13:08
Match Duration: 2h7

Match Statistics
P3

IRI - Iran

Non-Scoring Dig	Rk	No.	Name	Digs	Faults	Receptions	Total Attempts	Avg. by Set
		6	TALEBI DELOUEI Vahid	-	1	5	6	
		3	KALTEH Rahmat	-	1	3	4	
		9	GHAFOURI HOSSEINABAD Saeid	-	1	2	3	
		14	AFKHAMISARAI Amir	-	1	1	2	
		1	ASHJAEE KOOSHKMAHDI Sadegh	-	1	-	1	
		7	ALIZADEH Jafar	-	-	1	1	
		12	DADASHKHANI Aram	-	1	-	1	
		13	KEIKHA Ebrahim	-	1	-	1	
		2	ALIMARDANI Mahmood	-	-	-	-	
		4	HOSSEINI Seyyed Ahmad	-	-	-	-	
		5	DEHGHAN Hamed	-	-	-	-	
		8	FAGHIHIFAR Mohsen	-	-	-	-	
		10	MOJARRAD Ramez	-	-	-	-	
		11	BIPANAH GORJI Hassan	-	-	-	-	
	Team Totals			**-**	**7**	**12**	**19**	

Non-Scoring Set	Rk	No.	Name	Running Sets	Faults	Still Sets	Total Attempts	Avg. by Set
		13	KEIKHA Ebrahim	-	1	57	58	
		14	AFKHAMISARAI Amir	-	-	11	11	
		3	KALTEH Rahmat	-	2	1	3	
		1	ASHJAEE KOOSHKMAHDI Sadegh	-	1	-	1	
		9	GHAFOURI HOSSEINABAD Saeid	-	1	-	1	
		2	ALIMARDANI Mahmood	-	-	-	-	
		4	HOSSEINI Seyyed Ahmad	-	-	-	-	
		5	DEHGHAN Hamed	-	-	-	-	
		6	TALEBI DELOUEI Vahid	-	-	-	-	
		7	ALIZADEH Jafar	-	-	-	-	
		8	FAGHIHIFAR Mohsen	-	-	-	-	
		10	MOJARRAD Ramez	-	-	-	-	
		11	BIPANAH GORJI Hassan	-	-	-	-	
		12	DADASHKHANI Aram	-	-	-	-	
	Team Totals			**-**	**5**	**69**	**74**	

Non-Scoring Reception	Rk	No.	Name	Excellents	Faults	Serve Receptions	Total Attempts	Succ. %
		3	KALTEH Rahmat	-	2	40	42	
		9	GHAFOURI HOSSEINABAD Saeid	-	-	21	21	
		6	TALEBI DELOUEI Vahid	-	1	14	15	
		7	ALIZADEH Jafar	-	-	3	3	
		4	HOSSEINI Seyyed Ahmad	-	-	2	2	
		5	DEHGHAN Hamed	-	1	1	2	
		13	KEIKHA Ebrahim	-	-	1	1	
		1	ASHJAEE KOOSHKMAHDI Sadegh	-	-	-	-	
		2	ALIMARDANI Mahmood	-	-	-	-	
		8	FAGHIHIFAR Mohsen	-	-	-	-	
		10	MOJARRAD Ramez	-	-	-	-	
		11	BIPANAH GORJI Hassan	-	-	-	-	
		12	DADASHKHANI Aram	-	-	-	-	
Limit		14	AFKHAMISARAI Amir	-	-	-	-	
25.00%	**Team Totals**			**-**	**4**	**82**	**86**	

FRI 28 JUL 2017
Start Time 11:00 - End Time 13:08
Match Duration: 2h7

Match Statistics
P3

RUS - Russia

Scoring Spike

Rk	No.	Name	Spikes	Faults	Shots	Total Attempts	Eff %
1	5	SINELNIKOV Stanislav	2	-	1	3	66.67
2	8	PLESHKEVICH Georgy	21	8	11	40	32.50
3	12	SHUVAEV Alexander	16	9	7	32	21.88
	6	PETROCHENKO Aleksey	5	3	4	12	
	4	ROMANTSOV Pavel	2	3	5	10	
	2	SALMIN Maxim Ivanovich	1	3	4	8	
	11	SHMYGIN Vladimir	1	1	1	3	
	10	OKUNEV Sergey Nikolaevich	-	-	2	2	
	1	BULEIKO Vladimir	-	-	-	-	
	3	KUDRYASHOV A.	-	-	-	-	
	7	VESNIN Andrey	-	-	-	-	
	9	ELIZOV Dmitrii	-	-	-	-	
	13	KOMAROV Kirill	-	-	-	-	
	14	SIMANOVSKIY Roman	-	-	-	-	
Team Totals			**48**	**27**	**35**	**110**	**19.09**

Limit
15.00%

Scoring Block

Rk	No.	Name	Kill Blocks	Faults	Rebounds	Total Attempts	Avg. by Set
1	6	PETROCHENKO Aleksey	4	3	5	12	1.00
2	4	ROMANTSOV Pavel	3	5	1	9	0.75
2	8	PLESHKEVICH Georgy	3	3	3	9	0.75
4	2	SALMIN Maxim Ivanovich	2	1	5	8	0.50
5	3	KUDRYASHOV A.	1	3	3	7	0.25
5	10	OKUNEV Sergey Nikolaevich	1	1	-	2	0.25
	12	SHUVAEV Alexander	-	4	1	5	
	11	SHMYGIN Vladimir	-	3	1	4	
	5	SINELNIKOV Stanislav	-	-	3	3	
	1	BULEIKO Vladimir	-	-	1	1	
	7	VESNIN Andrey	-	-	1	1	
	9	ELIZOV Dmitrii	-	-	-	-	
	13	KOMAROV Kirill	-	-	-	-	
	14	SIMANOVSKIY Roman	-	-	-	-	
Team Totals			**14**	**23**	**24**	**61**	**3.50**

Scoring Service

Rk	No.	Name	Aces	Faults	Serve Hits	Total Attempts	Avg. by Set
1	8	PLESHKEVICH Georgy	3	4	8	15	0.75
2	3	KUDRYASHOV A.	1	-	12	13	0.25
	6	PETROCHENKO Aleksey	-	2	16	18	
	12	SHUVAEV Alexander	-	1	15	16	
	5	SINELNIKOV Stanislav	-	-	14	14	
	1	BULEIKO Vladimir	-	-	7	7	
	2	SALMIN Maxim Ivanovich	-	2	4	6	
	4	ROMANTSOV Pavel	-	1	3	4	
	10	OKUNEV Sergey Nikolaevich	-	-	2	2	
	11	SHMYGIN Vladimir	-	2	-	2	
	14	SIMANOVSKIY Roman	-	-	1	1	
	7	VESNIN Andrey	-	-	-	-	
	9	ELIZOV Dmitrii	-	-	-	-	
	13	KOMAROV Kirill	-	-	-	-	
Team Totals			**4**	**12**	**82**	**98**	**1.00**

Team	Opponent Errors & Team Faults	66	-			

FRI 28 JUL 2017
Start Time 11:00 - End Time 13:08
Match Duration: 2h7

Match Statistics
P3

RUS - Russia

Non-Scoring Dig	Rk	No.	Name	Digs	Faults	Receptions	Total Attempts	Avg. by Set
		9	ELIZOV Dmitrii	-	2	4	6	
		12	SHUVAEV Alexander	-	1	3	4	
		5	SINELNIKOV Stanislav	-	1	2	3	
		1	BULEIKO Vladimir	-	-	1	1	
		8	PLESHKEVICH Georgy	-	1	-	1	
		2	SALMIN Maxim Ivanovich	-	-	-	-	
		3	KUDRYASHOV A.	-	-	-	-	
		4	ROMANTSOV Pavel	-	-	-	-	
		6	PETROCHENKO Aleksey	-	-	-	-	
		7	VESNIN Andrey	-	-	-	-	
		10	OKUNEV Sergey Nikolaevich	-	-	-	-	
		11	SHMYGIN Vladimir	-	-	-	-	
		13	KOMAROV Kirill	-	-	-	-	
		14	SIMANOVSKIY Roman	-	-	-	-	
	Team Totals			**-**	**5**	**10**	**15**	

Non-Scoring Set	Rk	No.	Name	Running Sets	Faults	Still Sets	Total Attempts	Avg. by Set
		3	KUDRYASHOV A.	-	-	37	37	
		5	SINELNIKOV Stanislav	-	-	22	22	
		8	PLESHKEVICH Georgy	-	-	1	1	
		12	SHUVAEV Alexander	-	-	1	1	
		1	BULEIKO Vladimir	-	-	-	-	
		2	SALMIN Maxim Ivanovich	-	-	-	-	
		4	ROMANTSOV Pavel	-	-	-	-	
		6	PETROCHENKO Aleksey	-	-	-	-	
		7	VESNIN Andrey	-	-	-	-	
		9	ELIZOV Dmitrii	-	-	-	-	
		10	OKUNEV Sergey Nikolaevich	-	-	-	-	
		11	SHMYGIN Vladimir	-	-	-	-	
		13	KOMAROV Kirill	-	-	-	-	
		14	SIMANOVSKIY Roman	-	-	-	-	
	Team Totals			**-**	**-**	**61**	**61**	

Non-Scoring Reception	Rk	No.	Name	Excellents	Faults	Serve Receptions	Total Attempts	Succ. %
		9	ELIZOV Dmitrii	1	-	19	20	
		12	SHUVAEV Alexander	-	2	30	32	
		7	VESNIN Andrey	-	-	10	10	
		8	PLESHKEVICH Georgy	-	2	5	7	
		1	BULEIKO Vladimir	-	-	3	3	
		5	SINELNIKOV Stanislav	-	-	1	1	
		11	SHMYGIN Vladimir	-	-	1	1	
		2	SALMIN Maxim Ivanovich	-	-	-	-	
		3	KUDRYASHOV A.	-	-	-	-	
		4	ROMANTSOV Pavel	-	-	-	-	
		6	PETROCHENKO Aleksey	-	-	-	-	
		10	OKUNEV Sergey Nikolaevich	-	-	-	-	
		13	KOMAROV Kirill	-	-	-	-	
Limit		14	SIMANOVSKIY Roman	-	-	-	-	
25.00%	**Team Totals**			**1**	**4**	**69**	**74**	

LEGEND
Avg. Average **Eff.** Efficiency **No.** Shirt Number **Rk** Rank **Succ** Success %

FRI 28 JUL 2017
Start Time 11:00 - End Time 13:08
Match Duration: 2h7

Play by Play

IRI vs RUS
1 3

Team	Sets	1	2	3	4	Total
IRI	1	17	26	16	23	82
RUS	3	25	24	25	25	99
	Playing Time	24min	31min	26min	33min	1h56

First Referee: Aysim ERGINAY (TR) **Second Referee:** Gurhan GUL (TUR)

1st Set

Rally	IRI - Iran				Lead	Score	Lead	RUS - Russia		
1	Serve	13 KEIKHA	Serve Hit	+		0-1	1	Spike	12 SHUVAEV	Spike
2	Spike	6 TALEBI	Fault					Serve	12 SHUVAEV	Serve Hit Opp. Error
3						0-2	2	+ Point	TEAM	Point
4			Opp. Error	+		1-2	1	Serve	12 SHUVAEV	Fault
5	Serve Block	6 TALEBI 4 HOSSEINI	Serve Hit Fault	+		1-3	2	Spike	8 PLESHKEVICH	Spike Opp. Error
6								Serve	6 PETROCHENKO	Serve Hit
	Set	13 KEIKHA	Fault	+		1-4	3			Opp. Error
7			Opp. Error					Serve Spike	6 PETROCHENKO 12 SHUVAEV	Serve Hit Fault
8	Point	TEAM	Point	+		2-4	2			
9	Serve	4 HOSSEINI	Serve Hit	+		2-5	3	Spike	11 SHMYGIN	Spike
10			Opp. Error	+		3-5	2	Serve	11 SHMYGIN	Fault
11	Serve Spike	1 ASHJAEE 2 ALIMARDANI	Serve Hit Spike	+		4-5	1			
12	Serve	1 ASHJAEE	Serve Hit Opp. Error					Spike	8 PLESHKEVICH	Fault
13	Point	TEAM	Point	+		5-5				
14	Serve	1 ASHJAEE	Fault	+		5-6	1			Opp. Error
15	Reception	6 TALEBI	Reception Fault					Serve	8 PLESHKEVICH	Ace Opp. Error
16						5-7	2	+ Point	TEAM	Point
17			Opp. Error					Serve Spike	8 PLESHKEVICH 11 SHMYGIN	Serve Hit Fault
18	Point	TEAM	Point	+		6-7	1			
19	Serve	9 GHAFOURI	Serve Hit	+		6-8	2	Spike	12 SHUVAEV	Spike
20			Opp. Error	+		7-8	1	Serve	2 SALMIN	Fault
21	Serve	2 ALIMARDANI	Serve Hit Opp. Error					Spike	12 SHUVAEV	Fault
22	Point	TEAM	Point	+		8-8				
23	Serve Block	2 ALIMARDANI 4 HOSSEINI	Serve Hit Fault	+		8-9	1	Spike	12 SHUVAEV	Spike Opp. Error

FRI 28 JUL 2017
Start Time 11:00 - End Time 13:08
Match Duration: 2h7

Play by Play

1st Set

Rally	IRI - Iran				Lead	Score	Lead		RUS - Russia		
24	Spike	6 TALEBI	Spike Opp. Error	+		9-9			Serve Block	5 SINELNIKOV 12 SHUVAEV	Serve Hit Fault
25	Serve Spike	13 KEIKHA 6 TALEBI	Serve Hit Spike	+	1	10-9					
26	Serve	13 KEIKHA	Fault	+		10-10					Opp. Error
27				+		10-11	1		Serve Spike	12 SHUVAEV 8 PLESHKEVICH	Serve Hit Spike
28	Spike	1 ASHJAEE	Spike Opp. Error	+		11-11			Serve Block	12 SHUVAEV 11 SHMYGIN	Serve Hit Fault
29	Serve Block	6 TALEBI 4 HOSSEINI	Serve Hit Fault	+		11-12	1		Spike	8 PLESHKEVICH	Spike Opp. Error
30	Block	4 HOSSEINI	Fault	+		11-13	2		Serve Spike	6 PETROCHENKO 8 PLESHKEVICH	Serve Hit Spike Opp. Error
31			Opp. Error	+		12-13	1		Serve	6 PETROCHENKO	Fault
32	Serve	4 HOSSEINI	Serve Hit Opp. Error						Spike	8 PLESHKEVICH	Fault
33	Point	TEAM	Point	+		13-13					
34	Serve	4 HOSSEINI	Ace Opp. Error						Reception	8 PLESHKEVICH	Reception Fault
35	Point	TEAM	Point	+	1	14-13					
36	Serve	4 HOSSEINI	Serve Hit	+		14-14			Spike	2 SALMIN	Spike
									Sub.	3 KUDRYASHOV	In
									Sub.	11 SHMYGIN	Out
37	Spike	9 GHAFOURI	Fault						Serve	3 KUDRYASHOV	Serve Hit Opp. Error
38						14-15	1	+	Point	TEAM	Point
39									Serve	3 KUDRYASHOV	Serve Hit
	Set	3 KALTEH	Fault	+		14-16	2				Opp. Error
40	Spike	13 KEIKHA	Fault						Serve	3 KUDRYASHOV	Serve Hit Opp. Error
41						14-17	3	+	Point	TEAM	Point
	Sub.	5 DEHGHAN	In								
	Sub.	6 TALEBI	Out								
42	Spike	2 ALIMARDANI	Fault						Serve	3 KUDRYASHOV	Serve Hit Opp. Error
43						14-18	4	+	Point	TEAM	Point
			Time Out								
44	Spike	1 ASHJAEE	Spike Opp. Error	+		15-18	3		Serve Block	3 KUDRYASHOV 2 SALMIN	Serve Hit Fault
45	Serve Dig	1 ASHJAEE 1 ASHJAEE	Serve Hit Fault	+		15-19	4		Spike	8 PLESHKEVICH	Spike Opp. Error

FRI 28 JUL 2017
Start Time 11:00 - End Time 13:08
Match Duration: 2h7

Play by Play

1st Set

Rally	IRI - Iran				Lead	Score	Lead		RUS - Russia		
46	Reception	5 DEHGHAN	Reception Fault						Serve	8 PLESHKEVICH	Ace Opp. Error
47						15-20	5	+	Point	TEAM	Point
			Time Out								
48			Opp. Error	+		16-20	4		Serve	8 PLESHKEVICH	Fault
	Sub.	12 DADASHKHANI	In								
	Sub.	13 KEIKHA	Out								
	Sub.	1 ASHJAEE	Out								
	Sub.	14 AFKHAMISARAI	In								
49	Serve Block	9 GHAFOURI 12 DADASHKHANI	Serve Hit Fault	+		16-21	5		Spike	12 SHUVAEV	Spike Opp. Error
	Sub.	5 DEHGHAN	Out								
	Sub.	6 TALEBI	In								
50	Spike	12 DADASHKHANI	Spike Opp. Error	+		17-21	4		Serve Block	2 SALMIN 6 PETROCHENKO	Serve Hit Fault
51	Serve	2 ALIMARDANI	Fault	+		17-22	5				Opp. Error
52									Serve	5 SINELNIKOV	Serve Hit
	Set	9 GHAFOURI	Fault	+		17-23	6				Opp. Error
53	Spike	6 TALEBI	Fault						Serve Block	5 SINELNIKOV 6 PETROCHENKO	Serve Hit Kill Block
54						17-24	7	+	Point	TEAM	Point
55	Spike	12 DADASHKHANI	Fault						Serve	5 SINELNIKOV	Serve Hit Opp. Error
56						17-25	8	+	Point	TEAM	Point

2nd Set

Rally	IRI - Iran				Lead	Score	Lead		RUS - Russia		
1	Spike	1 ASHJAEE	Fault						Serve	5 SINELNIKOV	Serve Hit Opp. Error
2						0-1	1	+	Point	TEAM	Point
3	Spike	4 HOSSEINI	Spike Opp. Error	+		1-1			Serve Block	5 SINELNIKOV 12 SHUVAEV	Serve Hit Fault
4	Serve Spike	6 TALEBI 9 GHAFOURI	Serve Hit Spike Opp. Error	+	1	2-1			Dig	9 ELIZOV	Fault
5	Serve	6 TALEBI	Serve Hit Opp. Error						Spike	6 PETROCHENKO	Fault
6	Point	TEAM	Point	+	2	3-1					
7	Serve	6 TALEBI	Fault	+	1	3-2					Opp. Error
8	Spike	9 GHAFOURI	Spike Opp. Error	+	2	4-2			Serve Block	12 SHUVAEV 11 SHMYGIN	Serve Hit Fault
9	Serve	4 HOSSEINI	Serve Hit								
				+	1	4-3			Spike	6 PETROCHENKO	Spike

FRI 28 JUL 2017
Start Time 11:00 - End Time 13:08
Match Duration: 2h7

Play by Play

2nd Set

Rally	IRI - Iran				Lead	Score	Lead	RUS - Russia		
10								Serve	6 PETROCHENKO	Serve Hit
	Spike	1 ASHJAEE	Fault					Block	2 SALMIN	Kill Block
11						4-4		+ Point	TEAM	Point
12								Serve	6 PETROCHENKO	Serve Hit
	Spike	2 ALIMARDANI	Fault					Block	2 SALMIN	Kill Block
13						4-5	1	+ Point	TEAM	Point
14								Serve	6 PETROCHENKO	Serve Hit
	Spike	9 GHAFOURI	Spike					Dig	5 SINELNIKOV	Fault
			Opp. Error	+		5-5				
15	Serve	1 ASHJAEE	Fault							
				+		5-6	1			Opp. Error
16								Serve	11 SHMYGIN	Fault
			Opp. Error	+		6-6				
17	Serve	9 GHAFOURI	Serve Hit							
	Block	13 KEIKHA	Kill Block					Spike	8 PLESHKEVICH	Fault
18	Point	TEAM	Point	+	1	7-6				
19	Serve	9 GHAFOURI	Serve Hit							
	Block	2 ALIMARDANI	Kill Block					Spike	2 SALMIN	Fault
20	Point	TEAM	Point	+	2	8-6				
21	Serve	9 GHAFOURI	Serve Hit							
	Spike	2 ALIMARDANI	Spike					Block	8 PLESHKEVICH	Fault
			Opp. Error	+	3	9-6				
								Sub.	3 KUDRYASHOV	In
								Sub.	11 SHMYGIN	Out
22	Serve	9 GHAFOURI	Serve Hit							
				+	2	9-7		Spike	8 PLESHKEVICH	Spike
23								Serve	8 PLESHKEVICH	Serve Hit
	Set	3 KALTEH	Fault							
				+	1	9-8				Opp. Error
24								Serve	8 PLESHKEVICH	Fault
			Opp. Error	+	2	10-8				
25	Serve	2 ALIMARDANI	Serve Hit							
	Block	4 HOSSEINI	Fault					Spike	5 SINELNIKOV	Spike
				+	1	10-9				Opp. Error
26								Serve	2 SALMIN	Serve Hit
	Spike	6 TALEBI	Spike					Block	6 PETROCHENKO	Fault
			Opp. Error	+	2	11-9				
27	Serve	13 KEIKHA	Ace							
			Opp. Error					Reception	8 PLESHKEVICH	Reception Fault
28	Point	TEAM	Point	+	3	12-9				
29	Serve	13 KEIKHA	Serve Hit							
	Block	3 KALTEH	Fault					Spike	12 SHUVAEV	Spike
				+	2	12-10				Opp. Error
30								Serve	5 SINELNIKOV	Serve Hit
	Spike	6 TALEBI	Fault					Block	6 PETROCHENKO	Kill Block
31					1	12-11		+ Point	TEAM	Point
32								Serve	5 SINELNIKOV	Serve Hit
	Dig	9 GHAFOURI	Fault					Spike	12 SHUVAEV	Spike
				+		12-12				Opp. Error
33								Serve	5 SINELNIKOV	Serve Hit
	Spike	1 ASHJAEE	Fault							Opp. Error

FRI 28 JUL 2017
Start Time 11:00 - End Time 13:08
Match Duration: 2h7

Play by Play

2nd Set

Rally	IRI - Iran				Lead	Score	Lead	RUS - Russia			
34						12-13	1	+ Point		TEAM	Point
			Time Out								
35	Spike	1 ASHJAEE	Fault					Serve	5	SINELNIKOV	Serve Hit Opp. Error
36						12-14	2	+ Point		TEAM	Point
	Sub.	1 ASHJAEE	Out								
	Sub.	7 ALIZADEH	In								
37	Spike	7 ALIZADEH	Spike Opp. Error	+ 		13-14	1	Serve Block	5 3	SINELNIKOV KUDRYASHOV	Serve Hit Fault
38	Serve Spike	6 TALEBI 9 GHAFOURI	Serve Hit Fault								Opp. Error
39						13-15	2	+ Point		TEAM	Point
40	Spike	7 ALIZADEH	Fault					Serve Block	12 8	SHUVAEV PLESHKEVICH	Serve Hit Kill Block
41						13-16	3	+ Point		TEAM	Point
42	Block	4 HOSSEINI	Kill Block					Serve Spike	12 8	SHUVAEV PLESHKEVICH	Serve Hit Fault
43	Point	TEAM	Point	+		14-16	2				
44	Serve Block	4 HOSSEINI 2 ALIMARDANI	Serve Hit Fault	 +		14-17	3	Spike	8	PLESHKEVICH	Spike Opp. Error
45	Spike	7 ALIZADEH	Spike Opp. Error	 +		15-17	2	Serve Block	6 8	PETROCHENKO PLESHKEVICH	Serve Hit Fault
46	Serve Spike	7 ALIZADEH 9 GHAFOURI	Serve Hit Spike	 +		16-17	1				
47	Serve	7 ALIZADEH	Serve Hit Opp. Error					Spike	2	SALMIN	Fault
48	Point	TEAM	Point	+		17-17					
49	Serve Block	7 ALIZADEH 2 ALIMARDANI	Serve Hit Fault	 +		17-18	1	Spike	8	PLESHKEVICH	Spike Opp. Error
50	Spike	9 GHAFOURI	Spike Opp. Error	 +		18-18		Serve Block	3 8	KUDRYASHOV PLESHKEVICH	Serve Hit Fault
51	Serve Block	9 GHAFOURI 13 KEIKHA	Serve Hit Fault								Opp. Error
52						18-19	1	+ Point		TEAM	Point
53	Spike	6 TALEBI	Fault					Serve	8	PLESHKEVICH	Serve Hit Opp. Error
54						18-20	2	+ Point		TEAM	Point
			Time Out								
55			Opp. Error	+		19-20	1	Serve	8	PLESHKEVICH	Fault
	Sub.	12 DADASHKHANI	In								
	Sub.	13 KEIKHA	Out								
56	Serve	2 ALIMARDANI	Serve Hit Opp. Error					Spike	12	SHUVAEV	Fault
57	Point	TEAM	Point	+		20-20					
											Time Out

FRI 28 JUL 2017
Start Time 11:00 - End Time 13:08
Match Duration: 2h7

Play by Play

2nd Set

Rally	IRI - Iran				Lead	Score	Lead	RUS - Russia		
58	Serve	2 ALIMARDANI	Fault							
				+		20-21	1			Opp. Error
								Sub.	2 SALMIN	Out
								Sub.	14 SIMANOVSKIY	In
59								Serve	14 SIMANOVSKIY	Serve Hit
			Opp. Error					Spike	12 SHUVAEV	Fault
60	Point	TEAM	Point	+		21-21				
	Sub.	12 DADASHKHANI	Out							
	Sub.	13 KEIKHA	In							
61	Serve	13 KEIKHA	Serve Hit							
	Spike	6 TALEBI	Fault					Block	6 PETROCHENKO	Kill Block
62						21-22	1	+ Point	TEAM	Point
63								Serve	5 SINELNIKOV	Serve Hit
	Spike	7 ALIZADEH	Fault					Block	3 KUDRYASHOV	Kill Block
64						21-23	2	+ Point	TEAM	Point
65								Serve	5 SINELNIKOV	Serve Hit
	Spike	6 TALEBI	Spike	+		22-23	1			
66	Serve	6 TALEBI	Serve Hit							
	Block	9 GHAFOURI	Kill Block					Spike	12 SHUVAEV	Fault
67	Point	TEAM	Point	+		23-23				
										Time Out
								Sub.	3 KUDRYASHOV	Out
								Sub.	11 SHMYGIN	In
68	Serve	6 TALEBI	Serve Hit							
	Spike	9 GHAFOURI	Spike					Block	12 SHUVAEV	Fault
			Opp. Error	+	1	24-23				
								Sub.	6 PETROCHENKO	Out
								Sub.	10 OKUNEV	In
69	Serve	6 TALEBI	Serve Hit							
	Spike	9 GHAFOURI	Fault					Block	10 OKUNEV	Kill Block
70						24-24		+ Point	TEAM	Point
71								Serve	12 SHUVAEV	Serve Hit
	Spike	9 GHAFOURI	Spike					Dig	8 PLESHKEVICH	Fault
			Opp. Error	+	1	25-24				
72	Serve	4 HOSSEINI	Serve Hit							
	Spike	9 GHAFOURI	Spike					Block	11 SHMYGIN	Fault
			Opp. Error	+	2	26-24				

3rd Set

Rally	IRI - Iran				Lead	Score	Lead	RUS - Russia		
1	Serve	13 KEIKHA	Serve Hit							
	Spike	6 TALEBI	Fault					Block	4 ROMANTSOV	Kill Block
2						0-1	1	+ Point	TEAM	Point
3								Serve	12 SHUVAEV	Serve Hit
	Spike	7 ALIZADEH	Spike					Block	4 ROMANTSOV	Fault
			Opp. Error	+		1-1				
4	Serve	6 TALEBI	Serve Hit							
				+		1-2	1	Spike	6 PETROCHENKO	Spike
5								Serve	6 PETROCHENKO	Serve Hit
	Block	7 ALIZADEH	Fault					Spike	8 PLESHKEVICH	Spike
				+		1-3	2			Opp. Error

FRI 28 JUL 2017
Start Time 11:00 - End Time 13:08
Match Duration: 2h7

Play by Play

3rd Set

Rally	IRI - Iran				Lead	Score	Lead		RUS - Russia		
6	Spike	9 GHAFOURI	Fault						Serve Block	6 PETROCHENKO 4 ROMANTSOV	Serve Hit Kill Block
7						1-4	3	+	Point	TEAM	Point
8			Opp. Error	+		2-4	2		Serve	6 PETROCHENKO	Fault
9	Serve Spike	4 HOSSEINI 2 ALIMARDANI	Serve Hit Fault								Opp. Error
10						2-5	3	+	Point	TEAM	Point
11			Opp. Error						Serve Spike	4 ROMANTSOV 4 ROMANTSOV	Serve Hit Fault
12	Point	TEAM	Point	+		3-5	2				
13	Serve Block	7 ALIZADEH 2 ALIMARDANI	Serve Hit Fault	+		3-6	3		Spike	8 PLESHKEVICH	Spike Opp. Error
14	Block	2 ALIMARDANI	Fault	+		3-7	4		Serve Spike	8 PLESHKEVICH 12 SHUVAEV	Serve Hit Spike Opp. Error
15	Reception	3 KALTEH	Reception Fault						Serve	8 PLESHKEVICH	Ace Opp. Error
16						3-8	5	+	Point	TEAM	Point
	Sub.	12 DADASHKHANI	In								
	Sub.	13 KEIKHA	Out								
	Sub.	7 ALIZADEH	Out								
	Sub.	14 AFKHAMISARAI	In								
17	Block	2 ALIMARDANI	Kill Block						Serve Spike	8 PLESHKEVICH 12 SHUVAEV	Serve Hit Fault
18	Point	TEAM	Point	+		4-8	4				
19	Serve Block	9 GHAFOURI 2 ALIMARDANI	Serve Hit Fault	+		4-9	5		Spike	8 PLESHKEVICH	Spike Opp. Error
20	Spike	12 DADASHKHANI	Fault						Serve	2 SALMIN	Serve Hit Opp. Error
21						4-10	6	+	Point	TEAM	Point
22	Spike	6 TALEBI	Spike Opp. Error	+		5-10	5		Serve Block	2 SALMIN 3 KUDRYASHOV	Serve Hit Fault
23	Serve	2 ALIMARDANI	Serve Hit Opp. Error						Spike	6 PETROCHENKO	Fault
24	Point	TEAM	Point	+		6-10	4				
25	Serve Block	2 ALIMARDANI 12 DADASHKHANI	Serve Hit Fault	+		6-11	5		Spike	12 SHUVAEV	Spike Opp. Error
26	Spike	6 TALEBI	Spike Opp. Error	+		7-11	4		Serve Block	3 KUDRYASHOV 4 ROMANTSOV	Serve Hit Fault
	Sub.	12 DADASHKHANI	Out								
	Sub.	13 KEIKHA	In								
	Sub.	7 ALIZADEH	In								
	Sub.	14 AFKHAMISARAI	Out								
27	Serve Spike	13 KEIKHA 6 TALEBI	Serve Hit Fault								Opp. Error

FRI 28 JUL 2017
Start Time 11:00 - End Time 13:08
Match Duration: 2h7

Play by Play

3rd Set

Rally	IRI - Iran				Lead	Score	Lead		RUS - Russia		
28						7-12	5	+	Point	TEAM	Point
29	Spike	7 ALIZADEH	Spike	+		8-12	4		Serve	12 SHUVAEV	Serve Hit
30	Serve	6 TALEBI	Serve Hit Opp. Error						Spike	4 ROMANTSOV	Fault
31	Point	TEAM	Point	+		9-12	3				
32	Serve Spike	6 TALEBI 7 ALIZADEH	Serve Hit Spike	+		10-12	2				
33	Serve	6 TALEBI	Ace Opp. Error						Reception	12 SHUVAEV	Reception Fault
34	Point	TEAM	Point	+		11-12	1				
											Time Out
35	Serve Dig	6 TALEBI 13 KEIKHA	Serve Hit Fault	+		11-13	2		Spike	8 PLESHKEVICH	Spike Opp. Error
36				+		11-14	3		Serve Spike	6 PETROCHENKO 4 ROMANTSOV	Serve Hit Spike
37	Spike	7 ALIZADEH	Fault						Serve Block	6 PETROCHENKO 8 PLESHKEVICH	Serve Hit Kill Block
38						11-15	4	+	Point	TEAM	Point
39	Spike	9 GHAFOURI	Spike Opp. Error	+		12-15	3		Serve Block	6 PETROCHENKO 4 ROMANTSOV	Serve Hit Fault
40	Serve	4 HOSSEINI	Serve Hit	+		12-16	4		Spike	8 PLESHKEVICH	Spike
									Sub.	1 BULEIKO	In
									Sub.	3 KUDRYASHOV	Out
									Sub.	5 SINELNIKOV	In
									Sub.	11 SHMYGIN	Out
41	Block	7 ALIZADEH	Kill Block						Serve Spike	5 SINELNIKOV 8 PLESHKEVICH	Serve Hit Fault
42	Point	TEAM	Point	+		13-16	3				
43	Serve	7 ALIZADEH	Serve Hit Opp. Error						Spike	2 SALMIN	Fault
44	Point	TEAM	Point	+		14-16	2				
45	Serve	7 ALIZADEH	Serve Hit	+		14-17	3		Spike	8 PLESHKEVICH	Spike
46	Block	2 ALIMARDANI	Kill Block						Serve Spike	8 PLESHKEVICH 12 SHUVAEV	Serve Hit Fault
47	Point	TEAM	Point	+		15-17	2				
48	Serve Block	9 GHAFOURI 13 KEIKHA	Serve Hit Fault	+		15-18	3		Spike	12 SHUVAEV	Spike Opp. Error
49			Opp. Error	+		16-18	2		Serve	2 SALMIN	Fault
50	Serve	2 ALIMARDANI	Serve Hit	+		16-19	3		Spike	6 PETROCHENKO	Spike
51				+		16-20	4		Serve Spike	1 BULEIKO 6 PETROCHENKO	Serve Hit Spike
			Time Out								
52									Serve	1 BULEIKO	Serve Hit
	Block	4 HOSSEINI	Fault						Spike	12 SHUVAEV	Spike
				+		16-21	5				Opp. Error

FRI 28 JUL 2017
Start Time 11:00 - End Time 13:08
Match Duration: 2h7

Play by Play

3rd Set

Rally	IRI - Iran				Lead	Score	Lead		RUS - Russia		
53	Spike	7 ALIZADEH	Fault						Serve	1 BULEIKO	Serve Hit Opp. Error
54						16-22	6	+	Point	TEAM	Point
55				+		16-23	7		Serve Spike	1 BULEIKO 5 SINELNIKOV	Serve Hit Spike
	Sub.	4 HOSSEINI	Out								
	Sub.	10 MOJARRAD	In								
56	Spike	6 TALEBI	Fault						Serve	1 BULEIKO	Serve Hit Opp. Error
57						16-24	8	+	Point	TEAM	Point
58	Block	13 KEIKHA	Fault	+		16-25	9		Serve Spike	1 BULEIKO 12 SHUVAEV	Serve Hit Spike Opp. Error

4th Set

Rally	IRI - Iran				Lead	Score	Lead		RUS - Russia		
1				+		0-1	1		Serve Spike	3 KUDRYASHOV 8 PLESHKEVICH	Serve Hit Spike
2	Reception	3 KALTEH	Reception Fault						Serve	3 KUDRYASHOV	Ace Opp. Error
3						0-2	2	+	Point	TEAM	Point
4	Spike	1 ASHJAEE	Fault						Serve	3 KUDRYASHOV	Serve Hit Opp. Error
5						0-3	3	+	Point	TEAM	Point
	Sub.	1 ASHJAEE	Out								
	Sub.	12 DADASHKHANI	In								
6	Block	6 TALEBI	Kill Block						Serve Spike	3 KUDRYASHOV 12 SHUVAEV	Serve Hit Fault
7	Point	TEAM	Point	+		1-3	2				
8	Serve Block	6 TALEBI 7 ALIZADEH	Serve Hit Kill Block						Spike	4 ROMANTSOV	Fault
9	Point	TEAM	Point	+		2-3	1				
10	Serve Dig	6 TALEBI 14 AFKHAMISARAI	Serve Hit Fault	+		2-4	2		Spike	12 SHUVAEV	Spike Opp. Error
11	Spike	7 ALIZADEH	Fault						Serve	12 SHUVAEV	Serve Hit Opp. Error
12						2-5	3	+	Point	TEAM	Point
13	Spike	7 ALIZADEH	Fault						Serve Block	12 SHUVAEV 4 ROMANTSOV	Serve Hit Kill Block
14						2-6	4	+	Point	TEAM	Point
			Time Out								
15	Spike	7 ALIZADEH	Spike Opp. Error	+		3-6	3		Serve Block	12 SHUVAEV 4 ROMANTSOV	Serve Hit Fault
16	Serve Block	10 MOJARRAD 2 ALIMARDANI	Serve Hit Fault	+		3-7	4		Spike	8 PLESHKEVICH	Spike Opp. Error
17	Spike	12 DADASHKHANI	Fault						Serve Block	6 PETROCHENKO 8 PLESHKEVICH	Serve Hit Kill Block

FRI 28 JUL 2017
Start Time 11:00 - End Time 13:08
Match Duration: 2h7

Play by Play

4th Set

Rally	IRI - Iran				Lead	Score	Lead	RUS - Russia			
18						3-8	5	+ Point		TEAM	Point
	Sub.	13 KEIKHA	In								
	Sub.	14 AFKHAMISARAI	Out								
19								Serve	6	PETROCHENKO	Serve Hit
	Spike	2 ALIMARDANI	Spike	+		4-8	4				
20	Serve	12 DADASHKHANI	Serve Hit								
	Dig	12 DADASHKHANI	Fault					Spike	8	PLESHKEVICH	Spike
				+		4-9	5				Opp. Error
21								Serve	4	ROMANTSOV	Fault
			Opp. Error	+		5-9	4				
22	Serve	7 ALIZADEH	Serve Hit								
	Spike	6 TALEBI	Spike	+		6-9	3				
23	Serve	7 ALIZADEH	Serve Hit								
				+		6-10	4	Spike	8	PLESHKEVICH	Spike
24								Serve	8	PLESHKEVICH	Serve Hit
	Spike	2 ALIMARDANI	Spike	+		7-10	3				
25	Serve	2 ALIMARDANI	Serve Hit								
			Opp. Error					Spike	12	SHUVAEV	Fault
26	Point	TEAM	Point	+		8-10	2				
27	Serve	2 ALIMARDANI	Serve Hit								
	Block	6 TALEBI	Fault					Spike	12	SHUVAEV	Spike
				+		8-11	3				Opp. Error
								Sub.	2	SALMIN	Out
								Sub.	10	OKUNEV	In
28								Serve	10	OKUNEV	Serve Hit
	Spike	6 TALEBI	Spike	+		9-11	2				
29	Serve	13 KEIKHA	Serve Hit								
	Dig	3 KALTEH	Fault					Spike	6	PETROCHENKO	Spike
				+		9-12	3				Opp. Error
30								Serve	3	KUDRYASHOV	Serve Hit
				+		9-13	4	Spike	8	PLESHKEVICH	Spike
31								Serve	3	KUDRYASHOV	Serve Hit
	Spike	6 TALEBI	Spike					Dig	9	ELIZOV	Fault
			Opp. Error	+		10-13	3				
32	Serve	6 TALEBI	Fault								
				+		10-14	4				Opp. Error
33								Serve	12	SHUVAEV	Serve Hit
	Spike	12 DADASHKHANI	Fault					Block	6	PETROCHENKO	Kill Block
34						10-15	5	+ Point		TEAM	Point
	Sub.	1 ASHJAEE	In								
	Sub.	12 DADASHKHANI	Out								
35								Serve	12	SHUVAEV	Serve Hit
			Opp. Error					Block	4	ROMANTSOV	Fault
36	Point	TEAM	Point	+		11-15	4				
37	Serve	10 MOJARRAD	Serve Hit								
	Dig	6 TALEBI	Fault					Spike	8	PLESHKEVICH	Spike
				+		11-16	5				Opp. Error
38								Serve	6	PETROCHENKO	Serve Hit
	Block	2 ALIMARDANI	Kill Block					Spike	8	PLESHKEVICH	Fault
39	Point	TEAM	Point	+		12-16	4				
40	Serve	1 ASHJAEE	Serve Hit								
			Opp. Error					Spike	8	PLESHKEVICH	Fault

FRI 28 JUL 2017
Start Time 11:00 - End Time 13:08
Match Duration: 2h7

Play by Play

4th Set

Rally	IRI - Iran				Lead	Score	Lead	RUS - Russia			
41	Point	TEAM	Point	+		13-16	3				
42	Serve Spike	1 ASHJAEE 7 ALIZADEH	Serve Hit Fault								Opp. Error
43						13-17	4	+ Point	TEAM		Point
44	Spike	7 ALIZADEH	Spike Opp. Error	+		14-17	3	Serve Dig	4 ROMANTSOV 12 SHUVAEV		Serve Hit Fault
								Sub.	4 ROMANTSOV		Out
								Sub.	5 SINELNIKOV		In
								Sub.	1 BULEIKO		In
								Sub.	3 KUDRYASHOV		Out
45	Serve	7 ALIZADEH	Ace Opp. Error					Reception	12 SHUVAEV		Reception Fault
46	Point	TEAM	Point	+		15-17	2				
47	Serve	7 ALIZADEH	Fault	+		15-18	3				Opp. Error
48			Opp. Error	+		16-18	2	Serve	8 PLESHKEVICH		Fault
49	Serve	2 ALIMARDANI	Serve Hit	+		16-19	3	Spike	12 SHUVAEV		Spike
50			Opp. Error					Serve Spike	10 OKUNEV 6 PETROCHENKO		Serve Hit Fault
51	Point	TEAM	Point	+		17-19	2				
52	Serve	13 KEIKHA	Serve Hit	+		17-20	3	Spike	12 SHUVAEV		Spike
53	Spike	6 TALEBI	Spike Opp. Error	+		18-20	2	Serve Block	1 BULEIKO 12 SHUVAEV		Serve Hit Fault
54	Serve	6 TALEBI	Serve Hit Opp. Error					Spike	8 PLESHKEVICH		Fault
55	Point	TEAM	Point	+		19-20	1				
											Time Out
								Sub.	1 BULEIKO		Out
								Sub.	3 KUDRYASHOV		In
								Sub.	4 ROMANTSOV		In
								Sub.	5 SINELNIKOV		Out
56	Serve Block	6 TALEBI 13 KEIKHA	Serve Hit Fault	+		19-21	2	Spike	12 SHUVAEV		Spike Opp. Error
57	Spike	7 ALIZADEH	Spike Opp. Error	+		20-21	1	Serve Block	12 SHUVAEV 6 PETROCHENKO		Serve Hit Fault
58	Serve	10 MOJARRAD	Fault	+		20-22	2				Opp. Error
59	Spike	7 ALIZADEH	Spike	+		21-22	1	Serve	6 PETROCHENKO		Serve Hit
60	Serve Block	1 ASHJAEE 7 ALIZADEH	Serve Hit Fault	+		21-23	2	Spike	4 ROMANTSOV		Spike Opp. Error
61			Opp. Error					Serve Block	4 ROMANTSOV 3 KUDRYASHOV		Serve Hit Fault

FRI 28 JUL 2017
Start Time 11:00 - End Time 13:08
Match Duration: 2h7

Play by Play

4th Set

Rally	IRI - Iran				Lead	Score	Lead	RUS - Russia		
62	Point	TEAM	Point	+		22-23	1			
										Time Out
63	Serve Block	7 ALIZADEH 6 TALEBI	Serve Hit Fault	+		22-24	2	Spike	8 PLESHKEVICH	Spike Opp. Error
			Time Out							
64	Spike	2 ALIMARDANI	Spike Opp. Error	+		23-24	1	Serve Block	8 PLESHKEVICH 10 OKUNEV	Serve Hit Fault
65	Serve	2 ALIMARDANI	Serve Hit							
	Set	1 ASHJAEE	Fault	+		23-25	2			Opp. Error

LEGEND

+	Point scored by team	**Opp.**	Opponent	**Sub.**	Substitution

FRI 28 JUL 2017
Start Time 11:00

Start List

IRI vs RUS

P1

First Referee: Aysim ERGINAY (TR) **Second Referee:** Gurhan GUL (TUR)

IRI - Iran

Shirt colour: White

No.	Name	Shirt Name	Pos.	Han.	Height	Weight	Highest Reach		Date of Birth	Tournament Totals				
							Spike cm	Block cm		Spike	Block	Serve	Total	%
1	ASHJAEE KOOSHKMAHDI Sadeq	ASHJAEE							12 NOV 1989	22	6	9	37	18.97
2	ALIMARDANI Mahmood	ALIMARDANI							19 OCT 1993	28	16	1	45	23.08
3	KALTEH Rahmat	KALTEH	L						13 JUL 1982	0	0	0	0	0
4	HOSSEINI Seyyed Ahmad	HOSSEINI							12 MAR 1987	10	8	1	19	9.74
5	DEHGHAN Hamed	DEHGHAN							18 DEC 1989	0	0	0	0	0
6	TALEBI DELOUEI Vahid	TALEBI							20 SEP 1988	64	3	4	71	36.41
7	ALIZADEH Jafar	ALIZADEH							10 JUL 1993	22	1	1	24	12.31
8	FAGHIHIFAR Mohsen	FAGHIHIFAR	L						12 AUG 1991	0	0	0	0	0
9	GHAFOURI HOSSEINABAD Saeid	GHAFOURI							15 MAY 1991	58	2	4	64	32.82
10	MOJARRAD Ramez	MOJARRAD							10 JUN 1991	0	0	0	0	0
11	BIPANAH GORJI Hassan (C)	BIPANAH GORJI	S						28 AUG 1964	0	0	4	4	2.05
12	DADASHKHANI Aram	DADASHKHANI							21 DEC 1996	14	0	0	14	7.18
13	KEIKHA Ebrahim	KEIKHA	S						27 MAY 1994	2	3	6	11	5.64
14	AFKHAMISARAI Amir	AFKHAMISARAI							20 OCT 1996	0	0	1	1	0.51

Coach TORKASHVAND Mohammad **Assistant**

Phase	Opponent	Sets	Points per Set
Preliminary - Group B	USA	3 - 1	25 - 19, 18 - 25, 25 - 16, 25 - 21
Preliminary - Group B	POL	3 - 0	25 - 21, 25 - 18, 25 - 16
Preliminary - Group B	UKR	0 - 3	16 - 25, 11 - 25, 17 - 25
Preliminary - Group B	RUS	2 - 3	10 - 25, 25 - 15, 20 - 25, 25 - 18, 12 - 1
Quarter-finals	ITA	3 - 2	25 - 16, 19 - 25, 25 - 16, 18 - 25, 15 - 1
Semi-finals	TUR	1 - 3	18 - 25, 19 - 25, 25 - 20, 20 - 25

RUS - Russia

Shirt colour: Blue

No.	Name	Shirt Name	Pos.	Han.	Height	Weight	Highest Reach		Date of Birth	Tournament Totals				
							Spike cm	Block cm		Spike	Block	Serve	Total	%
1	BULEIKO Vladimir	BULEIKO							30 DEC 1994	32	1	3	36	14.94
2	SALMIN Maxim Ivanovich	SALMIN							22 JUN 1985	26	17	0	43	17.84
3	KUDRYASHOV Alexander Yuryevic	KUDRYASHOV	S						18 FEB 1984	4	0	0	4	1.66
4	ROMANTSOV Pavel	ROMANTSOV							3 JUN 1995	22	2	3	27	11.20
5	SINELNIKOV Stanislav	SINELNIKOV	S						23 OCT 1989	4	0	2	6	2.49
6	PETROCHENKO Aleksey	PETROCHENKO							11 APR 1982	31	12	4	47	19.50
7	VESNIN Andrey	VESNIN	L						9 APR 1984	0	0	0	0	0
8	PLESHKEVICH Georgy	PLESHKEVICH							16 JUL 1988	32	16	1	49	20.33
9	ELIZOV Dmitrii	ELIZOV	L						20 JUN 1993	1	0	0	1	0.41
10	OKUNEV Sergey Nikolaevich	OKUNEV							26 AUG 1984	12	10	0	22	9.13
11	SHMYGIN Vladimir	SHMYGIN							26 AUG 1985	37	2	10	49	20.33
12	SHUVAEV Alexander	SHUVAEV							13 DEC 1990	54	2	2	58	24.07
13	KOMAROV Kirill	KOMAROV							20 NOV 1997	10	0	0	10	4.15
14	SIMANOVSKIY Roman	SIMANOVSKIY							3 AUG 1991	10	0	0	10	4.15

Coach KOVALCHUK Vasily **Assistant**

Phase	Opponent	Sets	Points per Set
Preliminary - Group B	POL	3 - 0	25 - 23, 25 - 13, 25 - 16
Preliminary - Group B	UKR	2 - 3	25 - 20, 30 - 32, 21 - 25, 25 - 19, 12 - 1
Preliminary - Group B	USA	3 - 0	25 - 21, 25 - 23, 28 - 26
Preliminary - Group B	IRI	3 - 2	25 - 10, 15 - 25, 25 - 20, 18 - 25, 15 - 1
Quarter-finals	JPN	3 - 0	25 - 18, 25 - 18, 25 - 21
Semi-finals	UKR	1 - 3	19 - 25, 25 - 22, 17 - 25, 20 - 25

FRI 28 JUL 2017
Start Time 11:00

Start List

IRI vs RUS

P1

First Referee: Aysim ERGINAY (TR)

Second Referee: Gurhan GUL (TUR)

LEGEND									
%	Percentage of total team score	(C)	Team Captain	BH	Both Handed	F1	Gold-medal Match	F3	Bronze-medal Match
Han.	Handedness	L	Libero	LH	Left Handed	MB	Middle Blocker	No.	Shirt Number
S	Setter	SF	Semi-finals	WS	Wing Spiker	QF	Quarter-finals	RH	Right Handed

WED 26 JUL 2017
Start Time 19:02 - End Time 20:59
Match Duration 1h56

Results
P2

RUS vs UKR
1 3

Team	Sets	1	2	3	4	Total
RUS	1	19	25	17	20	81
UKR	3	25	22	25	25	97
	Playing Time	24min	27min	27min	27min	1h47

First Referee: Hakki DEMIRALAY **Second Referee:** Halid CERIT

RUS - Russia

No.	Name	Pos.	1	2	3	4	5	Pts
1	BULEIKO Vladimir			2	2	2		11
2	SALMIN Maxim Ivanovich		6	6	6			7
3	KUDRYASHOV A.	S	1		11	11		
4	ROMANTSOV Pavel					5		
5	SINELNIKOV Stanislav	S	11	1	1	1		
6	PETROCHENKO Aleksey		3	3	3	3		8
7	VESNIN Andrey	L	L	L	L	L		
8	PLESHKEVICH Georgy		5	5	5	6		10
9	ELIZOV Dmitrii	L	L	L	L	L		
10	OKUNEV Sergey Nikolaevich		3	5	5	6		2
11	SHMYGIN Vladimir		4	4	4	4		14
12	SHUVAEV Alexander		2		8	5		8
13	KOMAROV Kirill							
14	SIMANOVSKIY Roman							

Coach KOVALCHUK Vasily
Assistant Coach

UKR - Ukraine

No.	Name	Pos.	1	2	3	4	5	Pts
1	ZAVIRUKHA Igor		6		8	5		14
2	ZELENSKYI Volodymyr		1	6	1			10
4	NIKIFOROV Illia		5	4	5	4		19
5	BILOBLOTS'KY Olexandr	S	4			4		
6	ANTONYUK Oleg	S	2	1	2	1		
7	ZAHORODNII Ihor				6			
8	POLTORATSKYI Oleksandr		6	5	6	6		6
9	PROKHORCHUK Oleksandr		4	3	4	3		6
10	TSYMOVSKYY Yegor							
11	KOSHKAROV Oleksii		3	2	3	2		16
12	RENKAS Dmytrii	L	L	L	L	L		
13	RADCHENKO Valerii	S			4			

Coach GRYTSIUTA Iurii
Assistant Coach

TEAM AND PLAYER PERFORMANCES

Won	Total Atts	No.	Name	Scoring Skills	Won	Total Atts	No.	Name
49	**113**	**Total**	**Team**	**Spike**	**54**	**110**	**Total**	**Team**
13	25	11	SHMYGIN Vladimir		16	26	4	NIKIFOROV Illia
9	18	1	BULEIKO Vladimir		13	19	1	ZAVIRUKHA Igor
8	14	12	SHUVAEV Alexander		11	24	11	KOSHKAROV Oleksii
9	**48**	**Total**	**Team**	**Block**	**10**	**62**	**Total**	**Team**
3	9	6	PETROCHENKO Aleksey		3	13	2	ZELENSKYI Volodymyr
3	8	8	PLESHKEVICH Georgy		2	13	4	NIKIFOROV Illia
1	14	2	SALMIN Maxim Ivanovich		2	14	9	PROKHORCHUK Oleksandr
2	**82**	**Total**	**Team**	**Serve**	**7**	**96**	**Total**	**Team**
2	15	1	BULEIKO Vladimir		4	20	11	KOSHKAROV Oleksii
					1	20	9	PROKHORCHUK Oleksandr
					1	10	2	ZELENSKYI Volodymyr
52		**Total**	**Team**	**Opp. Error**	**60**		**Total**	**Team**
112	**243**	**Total**	**Team**	**Total**	**131**	**268**	**Total**	**Team**

14	**47**	11	SHMYGIN Vladimir	**Best Scorer**	**19**	**51**	4	NIKIFOROV Illia

LEGEND

(C)	Team Captain	n	Starting line-up where n= starting position on court	L	Substitute Libero
nn	Susbstitute where nn = shirt number of outgoing player	**Atts**	Attempts	**L**	Libero
MB	Middle Blocker	**No.**	Shirt Number	**Opp.**	Opponent
OS	Opposite Spiker	**Pos**	Playing Position	**Pts**	Points scored
S	Setter	**WS**	Wing Spiker		

WED 26 JUL 2017
Start Time 17:30

Start List

RUS vs UKR

P1

First Referee: Hakki DEMIRALAY **Second Referee:** Halid CERIT

RUS - Russia

Shirt colour: Red

No.	Name	Shirt Name	Pos.	Han.	Height	Weight	Highest Reach		Date of Birth	Tournament Totals				
							Spike cm	Block cm		Spike	Block	Serve	Total	%
1	BULEIKO Vladimir	BULEIKO							30 DEC 1994	23	1	1	25	11.36
2	SALMIN Maxim Ivanovich	SALMIN							22 JUN 1985	20	16	0	36	16.36
3	KUDRYASHOV Alexander Yuryevic	KUDRYASHOV	S						18 FEB 1984	4	0	0	4	1.82
4	ROMANTSOV Pavel	ROMANTSOV							3 JUN 1995	22	2	3	27	12.27
5	SINELNIKOV Stanislav	SINELNIKOV	S						23 OCT 1989	4	0	2	6	2.73
6	PETROCHENKO Aleksey	PETROCHENKO							11 APR 1982	26	9	4	39	17.73
7	VESNIN Andrey	VESNIN	L						9 APR 1984	0	0	0	0	0
8	PLESHKEVICH Georgy	PLESHKEVICH							16 JUL 1988	25	13	1	39	17.73
9	ELIZOV Dmitrii	ELIZOV	L						20 JUN 1993	1	0	0	1	0.45
10	OKUNEV Sergey Nikolaevich	OKUNEV							26 AUG 1984	11	9	0	20	9.09
11	SHMYGIN Vladimir	SHMYGIN							26 AUG 1985	24	1	10	35	15.91
12	SHUVAEV Alexander	SHUVAEV							13 DEC 1990	46	2	2	50	22.73
13	KOMAROV Kirill	KOMAROV							20 NOV 1997	10	0	0	10	4.55
14	SIMANOVSKIY Roman	SIMANOVSKIY							3 AUG 1991	10	0	0	10	4.55

Coach KOVALCHUK Vasily **Assistant**

Phase	Opponent	Sets	Points per Set
Preliminary - Group B	POL	3 - 0	25 - 23, 25 - 13, 25 - 16
Preliminary - Group B	UKR	2 - 3	25 - 20, 30 - 32, 21 - 25, 25 - 19, 12 - 1
Preliminary - Group B	USA	3 - 0	25 - 21, 25 - 23, 28 - 26
Preliminary - Group B	IRI	3 - 2	25 - 10, 15 - 25, 25 - 20, 18 - 25, 15 - 1
Quarter-finals	JPN	3 - 0	25 - 18, 25 - 18, 25 - 21

UKR - Ukraine

Shirt colour: Blue

No.	Name	Shirt Name	Pos.	Han.	Height	Weight	Highest Reach		Date of Birth	Tournament Totals				
							Spike cm	Block cm		Spike	Block	Serve	Total	%
1	ZAVIRUKHA Igor	ZAVIRUKHA							16 SEP 1982	21	2	2	25	10.25
2	ZELENSKYI Volodymyr	ZELENSKYI							23 APR 1987	19	8	4	31	12.70
4	NIKIFOROV Illia	NIKIFOROV							20 OCT 1987	25	0	2	27	11.07
5	BILOBLOTS'KY Olexandr	BILOBLOTS'KY	S						19 MAR 1975	4	0	0	4	1.64
6	ANTONYUK Oleg	ANTONYUK	S						13 JUL 1984	0	0	5	5	2.05
7	ZAHORODNII Ihor	ZAHORODNII							14 JUN 1988	9	0	1	10	4.10
8	POLTORATSKYI Oleksandr	POLTORATSKYI							20 OCT 1986	41	6	0	47	19.26
9	PROKHORCHUK Oleksandr	PROKHORCHUK							20 OCT 1983	19	5	1	25	10.25
10	TSYMOVSKYY Yegor	TSYMOVSKYY							25 MAR 1983	12	0	1	13	5.33
11	KOSHKAROV Oleksii	KOSHKAROV							11 AUG 1989	35	5	2	42	17.21
12	RENKAS Dmytrii	RENKAS	L						4 NOV 1992	0	0	0	0	0
13	RADCHENKO Valerii	RADCHENKO	S						9 MAR 1992	0	1	2	3	1.23

Coach GRYTSIUTA Iurii **Assistant**

Phase	Opponent	Sets	Points per Set
Preliminary - Group B	RUS	3 - 2	20 - 25, 32 - 30, 25 - 21, 19 - 25, 15 - 1
Preliminary - Group B	USA	3 - 0	25 - 15, 25 - 10, 25 - 8
Preliminary - Group B	IRI	3 - 0	25 - 16, 25 - 11, 25 - 17
Preliminary - Group B	POL	3 - 0	25 - 12, 25 - 7, 25 - 13
Quarter-finals	BRA	3 - 0	25 - 14, 25 - 19, 25 - 9

LEGEND

%	Percentage of total team score	**(C)**	Team Captain	**BH**	Both Handed	**Han.**	Handedness	**L**	Libero
LH	Left Handed	**MB**	Middle Blocker	**No.**	Shirt Number	**OS**	Opposite Spiker	**Pos**	Playing Position
WS	Wing Spiker	**QF**	Quarter-finals	**RH**	Right Handed	**S**	Setter	**SF**	Semi-finals

TUE 25 JUL 2017
Start Time 15:54 - End Time 17:26
Match Duration 1h32

Results
P2

JPN vs RUS
0 **3**

Team	Sets	1	2	3	Total
JPN	0	18	18	21	57
RUS	3	25	25	25	75
	Playing Time	25min	26min	33min	1h25

First Referee: Akif KABAK
Second Referee: Pinar ELMA (TUR)

JPN - Japan

No.	Name	Pos.	1	2	3	4	5	Pts
1	KANO Takuya (C)		2	2	2			5
2	NOBUTA Mitsunobu		3	3	3			1
3	AKIMOTO Shoma		6	6	6			2
4	WAKAHARA Masayuki	S	1	1	1			1
5	TAKAHASHI Ryuichi							
6	TAZOKO Yoshiki		4	4	4			12
7	YOSHIDA Sho		5	5	5			7
8	KAGA Mitsuru	S		6	6			
9	NARUKI Shunsuke							
10	KAGA Tatsuki	S						
11	CHIHARA Kohei		3	2	2			
12	SAKASHITA Shinichi	L	L					

Coach
Assistant Coach

RUS - Russia

No.	Name	Pos.	1	2	3	4	5	Pts
1	BULEIKO Vladimir		6	6	4			4
2	SALMIN Maxim Ivanovich		4	3				12
3	KUDRYASHOV A.	S	2	5	11			2
4	ROMANTSOV Pavel		1	2	1			8
5	SINELNIKOV Stanislav	S	11	1	6			1
6	PETROCHENKO Aleksey		3	1	2			
7	VESNIN Andrey	L	L	L	L			
8	PLESHKEVICH Georgy		1		5			8
9	ELIZOV Dmitrii	L	L	L	L			
10	OKUNEV Sergey Nikolaevich			2	5			5
11	SHMYGIN Vladimir		5		3			2
12	SHUVAEV Alexander		3	5	4			9
13	KOMAROV Kirill			4				3
14	SIMANOVSKIY Roman			12	1			

Coach KOVALCHUK Vasily
Assistant Coach

TEAM AND PLAYER PERFORMANCES

Won	Total Atts	No.	Name	Scoring Skills	Won	Total Atts	No.	Name
26	**80**	**Total**	**Team**	**Spike**	**37**	**81**	**Total**	**Team**
11	27	6	TAZOKO Yoshiki		8	17	12	SHUVAEV Alexander
7	17	7	YOSHIDA Sho		6	11	4	ROMANTSOV Pavel
5	26	1	KANO Takuya		6	8	2	SALMIN Maxim Ivanovich
0	**19**	**Total**	**Team**	**Block**	**16**	**42**	**Total**	**Team**
					6	14	2	SALMIN Maxim Ivanovich
					4	8	10	OKUNEV Sergey Nikolaevich
					3	6	8	PLESHKEVICH Georgy
2	**59**	**Total**	**Team**	**Serve**	**1**	**73**	**Total**	**Team**
1	7	3	AKIMOTO Shoma		1	5	11	SHMYGIN Vladimir
1	11	6	TAZOKO Yoshiki					
40		**Total**	**Team**	**Opp. Error**	**33**		**Total**	**Team**
68	**158**	**Total**	**Team**	**Total**	**87**	**196**	**Total**	**Team**

12	**40**	6	TAZOKO Yoshiki	**Best Scorer**	**12**	**25**	2	SALMIN Maxim Ivanovich

LEGEND

(C)	Team Captain	n	Starting line-up where n= starting position on court	**L**	Substitute Libero
nn	Susbstitute where nn = shirt number of outgoing player	**Atts**	Attempts	**L**	Libero
MB	Middle Blocker	**No.**	Shirt Number	**Opp.**	Opponent
OS	Opposite Spiker	**Pos**	Playing Position	**Pts**	Points scored
S	Setter	**WS**	Wing Spiker		

TUE 25 JUL 2017
Start Time 15:00

Start List

JPN vs RUS

P1

First Referee: Akif KABAK

Second Referee: Pinar ELMA (TUR)

JPN - Japan

Shirt colour: White

No.	Name	Shirt Name	Pos.	Han.	Height	Weight	Highest Reach		Date of Birth	Tournament Totals				
							Spike cm	Block cm		Spike	Block	Serve	Total	%
1	KANO Takuya (C)	KANO							24 NOV 1992	43	0	1	44	28.76
2	NOBUTA Mitsunobu	NOBUTA							22 FEB 1971	7	7	2	16	10.46
3	AKIMOTO Shoma	AKIMOTO							14 JUN 1999	3	0	1	4	2.61
4	WAKAHARA Masayuki	WAKAHARA	S						7 APR 1983	5	3	0	8	5.23
5	TAKAHASHI Ryuichi	TAKAHASHI							3 JAN 1988	0	1	1	2	1.31
6	TAZOKO Yoshiki	TAZOKO							12 JUL 1998	38	3	4	45	29.41
7	YOSHIDA Sho	YOSHIDA							16 JUN 1984	16	1	1	18	11.76
8	KAGA Mitsuru	KAGA	S						26 SEP 1990	0	0	0	0	0
9	NARUKI Shunsuke	NARUKI							9 NOV 1989	3	0	0	3	1.96
10	KAGA Tatsuki	KAGA	S						2 AUG 1992	0	0	0	0	0
11	CHIHARA Kohei	CHIHARA							8 MAR 2002	0	0	0	0	0
12	SAKASHITA Shinichi	SAKASHITA	L						7 AUG 1998	0	0	0	0	0
Coach							**Assistant**							

Phase	Opponent	Sets	Points per Set
Preliminary - Group A	ITA	1 - 3	17 - 25, 25 - 18, 20 - 25, 20 - 25
Preliminary - Group A	VEN	3 - 2	34 - 36, 25 - 22, 25 - 22, 22 - 25, 15 - 1
Preliminary - Group A	TUR	0 - 3	15 - 25, 22 - 25, 18 - 25
Preliminary - Group A	BRA	3 - 0	25 - 19, 25 - 21, 25 - 18

RUS - Russia

Shirt colour: Blue

No.	Name	Shirt Name	Pos.	Han.	Height	Weight	Highest Reach		Date of Birth	Tournament Totals				
							Spike cm	Block cm		Spike	Block	Serve	Total	%
1	BULEIKO Vladimir	BULEIKO							30 DEC 1994	19	1	1	21	11.35
2	SALMIN Maxim Ivanovich	SALMIN							22 JUN 1985	14	10	0	24	12.97
3	KUDRYASHOV Alexander Yuryevic	KUDRYASHOV	S						18 FEB 1984	2	0	0	2	1.08
4	ROMANTSOV Pavel	ROMANTSOV							3 JUN 1995	16	0	3	19	10.27
5	SINELNIKOV Stanislav	SINELNIKOV	S						23 OCT 1989	3	0	2	5	2.70
6	PETROCHENKO Aleksey	PETROCHENKO							11 APR 1982	26	9	4	39	21.08
7	VESNIN Andrey	VESNIN	L						9 APR 1984	0	0	0	0	0
8	PLESHKEVICH Georgy	PLESHKEVICH							16 JUL 1988	20	10	1	31	16.76
9	ELIZOV Dmitrii	ELIZOV	L						20 JUN 1993	1	0	0	1	0.54
10	OKUNEV Sergey Nikolaevich	OKUNEV							26 AUG 1984	10	5	0	15	8.11
11	SHMYGIN Vladimir	SHMYGIN							26 AUG 1985	23	1	9	33	17.84
12	SHUVAEV Alexander	SHUVAEV							13 DEC 1990	38	1	2	41	22.16
13	KOMAROV Kirill	KOMAROV							20 NOV 1997	7	0	0	7	3.78
14	SIMANOVSKIY Roman	SIMANOVSKIY							3 AUG 1991	10	0	0	10	5.41
Coach	KOVALCHUK Vasily						**Assistant**							

Phase	Opponent	Sets	Points per Set
Preliminary - Group B	POL	3 - 0	25 - 23, 25 - 13, 25 - 16
Preliminary - Group B	UKR	2 - 3	25 - 20, 30 - 32, 21 - 25, 25 - 19, 12 - 1
Preliminary - Group B	USA	3 - 0	25 - 21, 25 - 23, 28 - 26
Preliminary - Group B	IRI	3 - 2	25 - 10, 15 - 25, 25 - 20, 18 - 25, 15 - 1

LEGEND

%	Percentage of total team score	**(C)**	Team Captain	**BH**	Both Handed	**Han.**	Handedness	**L**	Libero
LH	Left Handed	**MB**	Middle Blocker	**No.**	Shirt Number	**OS**	Opposite Spiker	**Pos**	Playing Position
PR	Preliminary	**QF**	Quarter-finals	**RH**	Right Handed	**S**	Setter	**WS**	Wing Spiker

Results Table - Preliminary Round
P4

As of SUN 23 JUL 2017 at 20:55

Group A				Points per Set					Total	Match	Spectators
Match	Date	Teams	Sets	1	2	3	4	5	Points	Duration	
2	WED 19 JUL 2017	BRA vs VEN	3 - 2	25 - 23	25 - 20	18 - 25	23 - 25	15 - 11	106 - 104	2h35	
4	WED 19 JUL 2017	ITA vs JPN	3 - 1	25 - 17	18 - 25	25 - 20	25 - 20		93 - 82	2h1	
10	THU 20 JUL 2017	VEN vs ITA	0 - 3	20 - 25	18 - 25	17 - 25			55 - 75	1h17	
15	THU 20 JUL 2017	TUR vs BRA	3 - 0	25 - 16	25 - 9	25 - 11			75 - 36	1h7	
17	FRI 21 JUL 2017	JPN vs VEN	3 - 2	34 - 36	25 - 22	25 - 22	22 - 25	15 - 13	121 - 118	2h43	
21	FRI 21 JUL 2017	ITA vs TUR	2 - 3	25 - 21	16 - 25	25 - 22	14 - 25	12 - 15	92 - 108	2h7	
24	SAT 22 JUL 2017	BRA vs ITA	1 - 3	29 - 27	23 - 25	16 - 25	22 - 25		90 - 102	1h53	
29	SAT 22 JUL 2017	TUR vs JPN	3 - 0	25 - 15	25 - 22	25 - 18			75 - 55	1h23	
31	SUN 23 JUL 2017	JPN vs BRA	3 - 0	25 - 19	25 - 21	25 - 18			75 - 58	1h29	
35	SUN 23 JUL 2017	VEN vs TUR	0 - 3	10 - 25	10 - 25	18 - 25			38 - 75	1h15	

Group B				Points per Set					Total	Match	Spectators
Match	Date	Teams	Sets	1	2	3	4	5	Points	Duration	
6	WED 19 JUL 2017	RUS vs POL	3 - 0	25 - 23	25 - 13	25 - 16			75 - 52	1h31	
7	WED 19 JUL 2017	USA vs IRI	1 - 3	19 - 25	25 - 18	16 - 25	21 - 25		81 - 93	2h4	
12	THU 20 JUL 2017	POL vs USA	1 - 3	25 - 11	17 - 25	24 - 26	23 - 25		89 - 87	1h59	
14	THU 20 JUL 2017	UKR vs RUS	3 - 2	20 - 25	32 - 30	25 - 21	19 - 25	15 - 12	111 - 113	2h29	
18	FRI 21 JUL 2017	USA vs UKR	0 - 3	15 - 25	10 - 25	8 - 25			33 - 75	1h10	
20	FRI 21 JUL 2017	IRI vs POL	3 - 0	25 - 21	25 - 18	25 - 16			75 - 55	1h30	
26	SAT 22 JUL 2017	UKR vs IRI	3 - 0	25 - 16	25 - 11	25 - 17			75 - 44	1h17	
28	SAT 22 JUL 2017	RUS vs USA	3 - 0	25 - 21	25 - 23	28 - 26			78 - 70	1h40	
32	SUN 23 JUL 2017	IRI vs RUS	2 - 3	10 - 25	25 - 15	20 - 25	25 - 18	12 - 15	92 - 98	2h16	
34	SUN 23 JUL 2017	POL vs UKR	0 - 3	12 - 25	7 - 25	13 - 25			32 - 75	1h1	

Statistics of	Average match duration	Average spectators	Total spectators
Preliminary	1h44		

Group A

Rank	Team	Matches			Ranking	Results Details						Sets			Points		
		Played	Won	Lost	Points	3-0	3-1	3-2	2-3	1-3	0-3	Won	Lost	Ratio	Won	Lost	Ratio
1	TUR	4	4	0	11	3		1				12	2	6.000	333	221	1.507
2	ITA	4	3	1	10	1	2		1			11	5	2.200	362	335	1.081
3	JPN	4	2	2	5	1		1		1	1	7	8	0.875	333	344	0.968
4	BRA	4	1	3	2			1		1	2	4	11	0.364	290	356	0.815
5	VEN	4	0	4	2				2		2	4	12	0.333	315	377	0.836

Group B

Rank	Team	Matches			Ranking	Results Details						Sets			Points		
		Played	Won	Lost	Points	3-0	3-1	3-2	2-3	1-3	0-3	Won	Lost	Ratio	Won	Lost	Ratio
1	UKR	4	4	0	11	3		1				12	2	6.000	336	222	1.514
2	RUS	4	3	1	9	2		1	1			11	5	2.200	364	325	1.120
3	IRI	4	2	2	7	1	1		1		1	8	7	1.143	304	309	0.984
4	USA	4	1	3	3		1			1	2	4	10	0.400	271	335	0.809
5	POL	4	0	4	0					1	3	1	12	0.083	228	312	0.731

LEGEND

MAX Ratio with no points or sets lost

Ratio Ratio of points or sets won/lost

GENÇLİK VE SPOR BAKANLIĞI
TÜRKİYE MİLLİ OLİMPİYAT KOMİTESİ
SAMSUN VALİLİĞİ
SAMSUN BÜYÜKŞEHİR BELEDİYESİ
ONDOKUZ MAYIS ÜNİVERSİTESİ
KRONOS
DEAFLYMPICS

WED 19 JUL 2017
Start Time 17:13 - End Time 18:44
Match Duration 1h31

Results
P2

RUS vs POL
3 0

Team	Sets	1	2	3	Total
RUS	3	25	25	25	75
POL	0	23	13	16	52
	Playing Time	30min	25min	26min	1h22

First Refere Demir DENIZ GUVENC (TUR) **Second Refere** Mutlu SECAL (TUR)

RUS - Russia

No.	Name	Pos	1	2	3	4	5	Pts
1	BULEIKO Vladimir		14	5				5
2	SALMIN Maxim Ivanovich		4		10			6
3	KUDRYASHOV A. (C)	S		1	5			1
4	ROMANTSOV Pavel		6	2	6			10
5	SINELNIKOV Stanislav	S	5	11	5			1
6	PETROCHENKO Aleksey			3	4			6
7	VESNIN Andrey	L	L	L	L			
8	PLESHKEVICH Georgy		2	6				2
9	ELIZOV Dmitrii	L	L	L	L			1
10	OKUNEV Sergey Nikolaevich		1		1			4
11	SHMYGIN Vladimir		5	4				10
12	SHUVAEV Alexander			4	3			4
13	KOMAROV Kirill		2	3	2			7
14	SIMANOVSKIY Roman		3					1

Coach KOVALCHUK Vasily
Assistant Coach

POL - Poland

No.	Name	Pos	1	2	3	4	5	Pts
1	LUCZYWEK Krzysztof	S		5	5			
2	MISKIEWICZ Jakub	L	L	L	L			
3	KASPRZYK Arkadiusz Stanisl		6	5	6			10
4	PUSZCZYNSKI Dawid			12				1
5	KOCON Mariusz	S	2	1	2			2
6	MICHNO Tomasz		5	4	5			7
8	MISKIEWICZ Tomasz Jan (C		3		12			1
9	MORAWSKI Tomasz		4	3	4			2
10	WANOT Karol Piotr		8	2	3			2
12	KUPISZ Tomasz		1	6	1			2

Coach BIATORUDZKI Damian
Assistant Coach

TEAM AND PLAYER PERFORMANCES

Won	Total Atts	No.	Name	Scoring Skills	Won	Total Atts	No.	Name
45	**90**	**Total**	**Team**	**Spike**	**22**	**69**	**Total**	**Team**
8	16	4	ROMANTSOV Pavel		7	19	3	KASPRZYK Arkadiusz Stanislaw
7	15	13	KOMAROV Kirill		6	26	6	MICHNO Tomasz
7	11	11	SHMYGIN Vladimir		2	4	12	KUPISZ Tomasz
6	**28**	**Total**	**Team**	**Block**	**2**	**22**	**Total**	**Team**
3	7	2	SALMIN Maxim Ivanovich		1	1	3	KASPRZYK Arkadiusz Stanislaw
2	6	8	PLESHKEVICH Georgy		1	7	6	MICHNO Tomasz
1	2	10	OKUNEV Sergey Nikolaevich					
7	**74**	**Total**	**Team**	**Serve**	**3**	**53**	**Total**	**Team**
3	11	11	SHMYGIN Vladimir		2	9	3	KASPRZYK Arkadiusz Stanislaw
2	12	4	ROMANTSOV Pavel		1	10	5	KOCON Mariusz
1	11	5	SINELNIKOV Stanislav					
40		**Total**	**Team**	**Opp. Error**	**33**		**Total**	**Team**
98	**192**	**Total**	**Team**	**Total**	**60**	**144**	**Total**	**Team**

10	**33**	4	ROMANTSOV Pavel	**Best Scorer**	**10**	**29**	3	KASPRZYK Arkadiusz Stanislaw

LEGEND

(C)	Team Captain	n	Starting line-up where n= starting position on cour	**L**	Substitute Libero
nn	Susbstitute where nn = shirt number of outgoing pla	**Atts**	Attempts	**L**	Libero
MB	Middle Blocker	**No.**	Shirt Number	**Opp**	Opponent
OS	Opposite Spiker	**Pos**	Playing Position	**Pts**	Points scored
S	Setter	**WS**	Wing Spiker		

WED 19 JUL 2017
Start Time 15:00

Start List

RUS vs POL

P1

First Refere Demir DENIZ GUVENC (TUR)

Second Refere Mutlu SECAL (TUR)

RUS - Russia

Shirt colour Black

No.	Name	Shirt Name	Pos.	Han.	Height	Weight	Highest Reac		Date of Birth	Tournament Totals				
							Spike cm	Block cm		Spik	Bloc	Serv	Total	%
1	BULEIKO Vladimir	BULEIKO							30 DEC 199					
2	SALMIN Maxim Ivanovich	SALMIN							22 JUN 1985					
3	KUDRYASHOV A. (C)	KUDRYASHO	S						18 FEB 1984					
4	ROMANTSOV Pavel	ROMANTSOV							3 JUN 1995					
5	SINELNIKOV Stanislav	SINELNIKOV	S						23 OCT 198					
6	PETROCHENKO Aleksey	PETROCHEN							11 APR 1982					
7	VESNIN Andrey	VESNIN	L						9 APR 1984					
8	PLESHKEVICH Georgy	PLESHKEVIC							16 JUL 1988					
9	ELIZOV Dmitrii	ELIZOV	L						20 JUN 1993					
10	OKUNEV Sergey Nikolaevich	OKUNEV							26 AUG 198					
11	SHMYGIN Vladimir	SHMYGIN							26 AUG 198					
12	SHUVAEV Alexander	SHUVAEV							13 DEC 199					
13	KOMAROV Kirill	KOMAROV							20 NOV 199					
14	SIMANOVSKIY Roman	SIMANOVSKI							3 AUG 1991					
Coac	KOVALCHUK Vasily						**Assista**							

POL - Poland

Shirt colour Blue

No.	Name	Shirt Name	Pos.	Han.	Height	Weight	Highest Reac		Date of Birth	Tournament Totals				
							Spike cm	Block cm		Spik	Bloc	Serv	Total	%
1	LUCZYWEK Krzysztof	LUCZYWEK	S						1 JUL 1997					
2	MISKIEWICZ Jakub	MISKIEWICZ							10 MAY 199					
3	KASPRZYK Arkadiusz Stanis	KASPRZYK							12 MAY 199					
4	PUSZCZYNSKI Dawid	PUSZCZYNSK							25 JUL 1996					
5	KOCON Mariusz	KOCON	S						3 NOV 1991					
6	MICHNO Tomasz	MICHNO							24 MAY 199					
8	MISKIEWICZ Tomasz Jan (C	MISKIEWICZ							23 NOV 198					
9	MORAWSKI Tomasz	MORAWSKI							8 SEP 1987					
10	WANOT Karol Piotr	WANOT	L						7 JUN 1982					
12	KUPISZ Tomasz	KUPISZ							8 APR 1983					
Coac	BIATORUDZKI Damian						**Assista**							

LEGEND

%	Percentage of total team s	**(C)**	Team Captain	**BH**	Both Handed	**Han**	Handedness	**L**	Libero
LH	Left Handed	**MB**	Middle Blocker	**No.**	Shirt Number	**OS**	Opposite Spiker	**Pos**	Playing Position
PR	Preliminary	**RH**	Right Handed	**S**	Setter	**WS**	Wing Spiker		

Mustafa Dagistanli Spor Salonu

Volleyball

Men

Preliminary - Group B

Match 14

THU 20 JUL 2017
Start Time 15:41 - End Time 18:10
Match Duration 2h29

Results
P2

UKR vs RUS
3 2

Team	Sets	1	2	3	4	5	Total
UKR	3	20	32	25	19	15	111
RUS	2	25	30	21	25	12	113
	Playing Time	25min	36min	27min	27min	17min	2h14

First Refere Deniz GUVENC DEMIR

Second Refere Mutlu SECAL

UKR - Ukraine

No.	Name	Pos	1	2	3	4	5	Pts
1	ZAVIRUKHA Igor		5	5	5			6
2	ZELENSKYI Volodymyr		1	6	1	6	1	8
4	NIKIFOROV Illia		5	4	5	4	5	10
5	BILOBLOTS'KY Olexandr	S	2	1	2	1		1
6	ANTONYUK Oleg	S	4	4	4	5	2	
7	ZAHORODNII Ihor							
8	POLTORATSKYI Oleksandr		6	5	6	5	6	24
9	PROKHORCHUK Oleksandr		4	3	4	3	4	9
10	TSYMOVSKYY Yegor							
11	KOSHKAROV Oleksii		3	2	3	2	3	16
12	RENKAS Dmytrii	L	L	L	L	L	L	
13	RADCHENKO Valerii	S						

Coach GRYTSIUTA Iurii
Assistant Coach

RUS - Russia

No.	Name	Pos	1	2	3	4	5	Pts
1	BULEIKO Vladimir		5	5	5		4	4
2	SALMIN Maxim Ivanovich			11				
3	KUDRYASHOV A.	S	1	1	5	1	1	1
4	ROMANTSOV Pavel				1	2	2	8
5	SINELNIKOV Stanislav	S		3	1		3	1
6	PETROCHENKO Aleksey		3	3	3	3	3	15
7	VESNIN Andrey	L	L	L	L		L	
8	PLESHKEVICH Georgy		6	6	6	6	6	13
9	ELIZOV Dmitrii	L	L	L	L	L	L	
10	OKUNEV Sergey Nikolaevich					4	4	6
11	SHMYGIN Vladimir		4	4	13			17
12	SHUVAEV Alexander		2	2	2	5	5	17
13	KOMAROV Kirill				4			
14	SIMANOVSKIY Roman							

Coach KOVALCHUK Vasily
Assistant Coach

TEAM AND PLAYER PERFORMANCES

Won	Total Atts	No.	Name	Scoring Skills	Won	Total Atts	No.	Name
61	**120**	**Total**	**Team**	**Spike**	**63**	**140**	**Total**	**Team**
21	41	8	POLTORATSKYI Oleksandr		17	24	12	SHUVAEV Alexander
13	20	11	KOSHKAROV Oleksii		11	34	11	SHMYGIN Vladimir
10	27	4	NIKIFOROV Illia		9	23	6	PETROCHENKO Aleksey
10	**57**	**Total**	**Team**	**Block**	**10**	**41**	**Total**	**Team**
3	7	8	POLTORATSKYI Oleksandr		5	14	8	PLESHKEVICH Georgy
3	17	9	PROKHORCHUK Oleksandr		3	14	6	PETROCHENKO Aleksey
2	11	2	ZELENSKYI Volodymyr		1	3	11	SHMYGIN Vladimir
3	**110**	**Total**	**Team**	**Serve**	**9**	**114**	**Total**	**Team**
1	25	11	KOSHKAROV Oleksii		5	12	11	SHMYGIN Vladimir
1	6	1	ZAVIRUKHA Igor		3	24	6	PETROCHENKO Aleksey
1	18	2	ZELENSKYI Volodymyr		1	12	4	ROMANTSOV Pavel
60		**Total**	**Team**	**Opp. Error**	**73**		**Total**	**Team**
134	**287**	**Total**	**Team**	**Total**	**155**	**295**	**Total**	**Team**

24	**62**	8	POLTORATSKYI Oleksandr	**Best Scorer**	**17**	**49**	11	SHMYGIN Vladimir

LEGEND

(C)	Team Captain	n	Starting line-up where n= starting position on cour	**L**	Substitute Libero
nn	Susbstitute where nn = shirt number of outgoing pla	**Atts**	Attempts	**L**	Libero
MB	Middle Blocker	**No.**	Shirt Number	**Opp**	Opponent
OS	Opposite Spiker	**Pos**	Playing Position	**Pts**	Points scored
S	Setter	**WS**	Wing Spiker		

Report Created THU 20 JUL 2017 18:20

THU 20 JUL 2017
Start Time 15:00

Start List

UKR vs RUS

P1

First Refere Deniz GUVENC DEMIR

Second Refere Mutlu SECAL

UKR - Ukraine

Shirt colour Blue

No.	Name	Shirt Name	Pos.	Han.	Height	Weight	Highest Reac		Date of Birth	Tournament Totals				
							Spike cm	Block cm		Spik	Bloc	Serv	Total	%
1	ZAVIRUKHA Igor	ZAVIRUKHA							16 SEP 1982					
2	ZELENSKYI Volodymyr	ZELENSKYI							23 APR 1987					
4	NIKIFOROV Illia	NIKIFOROV							20 OCT 198					
5	BILOBLOTS'KY Olexandr	BILOBLOTS'K	S						19 MAR 197					
6	ANTONYUK Oleg	ANTONYUK	S						13 JUL 1984					
7	ZAHORODNII Ihor	ZAHORODNII							14 JUN 1988					
8	POLTORATSKYI Oleksandr	POLTORATSK							20 OCT 198					
9	PROKHORCHUK Oleksandr	PROKHORCH							20 OCT 198					
10	TSYMOVSKYY Yegor	TSYMOVSKY							25 MAR 198					
11	KOSHKAROV Oleksii	KOSHKAROV							11 AUG 198					
12	RENKAS Dmytrii	RENKAS	L						4 NOV 1992					
13	RADCHENKO Valerii	RADCHENKO	S						9 MAR 1992					

Coac GRYTSIUTA Iurii **Assista**

RUS - Russia

Shirt colour Red

No.	Name	Shirt Name	Pos.	Han.	Height	Weight	Highest Reac		Date of Birth	Tournament Totals				
							Spike cm	Block cm		Spik	Bloc	Serv	Total	%
1	BULEIKO Vladimir	BULEIKO							30 DEC 199	5	0	0	5	11.90
2	SALMIN Maxim Ivanovich	SALMIN							22 JUN 1985	3	3	0	6	14.29
3	KUDRYASHOV Alexander Y	KUDRYASHO	S						18 FEB 1984	1	0	0	1	2.38
4	ROMANTSOV Pavel	ROMANTSOV							3 JUN 1995	8	0	2	10	23.81
5	SINELNIKOV Stanislav	SINELNIKOV	S						23 OCT 198	0	0	1	1	2.38
6	PETROCHENKO Aleksey	PETROCHEN							11 APR 1982	6	0	0	6	14.29
7	VESNIN Andrey	VESNIN	L						9 APR 1984	0	0	0	0	0
8	PLESHKEVICH Georgy	PLESHKEVIC							16 JUL 1988	0	2	0	2	4.76
9	ELIZOV Dmitrii	ELIZOV	L						20 JUN 1993	1	0	0	1	2.38
10	OKUNEV Sergey Nikolaevich	OKUNEV							26 AUG 198	3	1	0	4	9.52
11	SHMYGIN Vladimir	SHMYGIN							26 AUG 198	7	0	3	10	23.81
12	SHUVAEV Alexander	SHUVAEV							13 DEC 199	3	0	1	4	9.52
13	KOMAROV Kirill	KOMAROV							20 NOV 199	7	0	0	7	16.67
14	SIMANOVSKIY Roman	SIMANOVSKI							3 AUG 1991	1	0	0	1	2.38

Coac KOVALCHUK Vasily **Assista**

Phase	Opponent	Sets	Points per Set
Preliminary - Group	POL	3 - 0	25 - 23, 25 - 13, 25 - 16

LEGEND

%	Percentage of total team s	**(C)**	Team Captain	**BH**	Both Handed	**Han**	Handedness	**L**	Libero
LH	Left Handed	**MB**	Middle Blocker	**No.**	Shirt Number	**OS**	Opposite Spiker	**Pos**	Playing Position
PR	Preliminary	**RH**	Right Handed	**S**	Setter	**WS**	Wing Spiker		

SAT 22 JUL 2017
Start Time 15:35 - End Time 17:15
Match Duration 1h40

Results
P2

RUS vs USA
3 **0**

Team	Sets	1	2	3	Total
RUS	3	25	25	28	78
USA	0	21	23	26	70
	Playing Time	25min	33min	34min	1h33

First Refere Halid CERIT
Second Refere Demir DENIZ GUVENC

RUS - Russia

No.	Name	Pos	1	2	3	4	5	Pts
1	BULEIKO Vladimir			4	5			9
2	SALMIN Maxim Ivanovich			3	6			4
3	KUDRYASHOV A.	S	13	6	11			
4	ROMANTSOV Pavel		12	1				1
5	SINELNIKOV Stanislav	S	1	11	1			1
6	PETROCHENKO Aleksey		3		3			8
7	VESNIN Andrey	L	L	L	L			
8	PLESHKEVICH Georgy		6	5				3
9	ELIZOV Dmitrii	L	L	L	L			
10	OKUNEV Sergey Nikolaevich		6	2	5			5
11	SHMYGIN Vladimir		5	3	4			4
12	SHUVAEV Alexander		5	14	2			4
13	KOMAROV Kirill		4					
14	SIMANOVSKIY Roman		2	4				8

Coach KOVALCHUK Vasily
Assistant Coach

USA - US of America

No.	Name	Pos	1	2	3	4	5	Pts
1	BELL James Ethan		6	1	6			7
3	LEYDEN Bryan			7				
4	MARTINEZ Hugo							
5	POINDEXTER Ryan							
6	MORENO Daniel Enrigue		2	3	5			5
7	BRUNING Michael Wayne (C	S	5	6	2			13
8	NELSON Ryan Anthony	L		L				
11	VINCENT Eric		3	4	3			15
12	SMALLEY Jacob			14				
14	TAYLOR Hunter		1	2	4			8
16	MANOOGIAN Ryan	L	L	L	L			
17	BEHM Cory	S	4	5	1			

Coach REMAKLUS Gregory
Assistant Coach

TEAM AND PLAYER PERFORMANCES

Won	Total Atts	No.	Name	Scoring Skills	Won	Total Atts	No.	Name
39	**89**	**Total**	**Team**	**Spike**	**41**	**89**	**Total**	**Team**
8	16	1	BULEIKO Vladimir		13	25	7	BRUNING Michael Wayne
8	15	14	SIMANOVSKIY Roman		11	19	11	VINCENT Eric
6	11	6	PETROCHENKO Aleksey		7	12	14	TAYLOR Hunter
6	**27**	**Total**	**Team**	**Block**	**6**	**32**	**Total**	**Team**
3	8	10	OKUNEV Sergey Nikolaevich		4	16	11	VINCENT Eric
1	3	6	PETROCHENKO Aleksey		1	6	1	BELL James Ethan
1	7	2	SALMIN Maxim Ivanovich		1	1	14	TAYLOR Hunter
2	**76**	**Total**	**Team**	**Serve**	**1**	**72**	**Total**	**Team**
1	10	6	PETROCHENKO Aleksey		1	15	6	MORENO Daniel Enrigue
1	8	5	SINELNIKOV Stanislav					
44		**Total**	**Team**	**Opp. Error**	**37**		**Total**	**Team**
91	**192**	**Total**	**Team**	**Total**	**85**	**193**	**Total**	**Team**

9	**22**	1	BULEIKO Vladimir	**Best Scorer**	**15**	**45**	11	VINCENT Eric

LEGEND

(C)	Team Captain	n	Starting line-up where n= starting position on cour	**L**	Substitute Libero
nn	Susbstitute where nn = shirt number of outgoing pla	**Atts**	Attempts	**L**	Libero
MB	Middle Blocker	**No.**	Shirt Number	**Opp**	Opponent
OS	Opposite Spiker	**Pos**	Playing Position	**Pts**	Points scored
S	Setter	**WS**	Wing Spiker		

KRONOS
DEAFLYMPICS

SAT 22 JUL 2017
Start Time 15:00

Start List

RUS vs USA

P1

First Refere Halid CERIT

Second Refere Demir DENIZ GUVENC

RUS - Russia

Shirt colour Red

No.	Name	Shirt Name	Pos.	Han.	Height	Weight	Highest Reac		Date of Birth	Tournament Totals				
							Spike cm	Block cm		Spik	Bloc	Serv	Total	%
1	BULEIKO Vladimir	BULEIKO							30 DEC 199	9	0	0	9	9.47
2	SALMIN Maxim Ivanovich	SALMIN							22 JUN 1985	3	3	0	6	6.32
3	KUDRYASHOV Alexander Y	KUDRYASHO	S						18 FEB 1984	2	0	0	2	2.11
4	ROMANTSOV Pavel	ROMANTSOV							3 JUN 1995	15	0	3	18	18.95
5	SINELNIKOV Stanislav	SINELNIKOV	S						23 OCT 198	1	0	1	2	2.11
6	PETROCHENKO Aleksey	PETROCHEN							11 APR 1982	15	3	3	21	22.11
7	VESNIN Andrey	VESNIN	L						9 APR 1984	0	0	0	0	0
8	PLESHKEVICH Georgy	PLESHKEVIC							16 JUL 1988	8	7	0	15	15.79
9	ELIZOV Dmitrii	ELIZOV	L						20 JUN 1993	1	0	0	1	1.05
10	OKUNEV Sergey Nikolaevich	OKUNEV							26 AUG 198	8	2	0	10	10.53
11	SHMYGIN Vladimir	SHMYGIN							26 AUG 198	18	1	8	27	28.42
12	SHUVAEV Alexander	SHUVAEV							13 DEC 199	20	0	1	21	22.11
13	KOMAROV Kirill	KOMAROV							20 NOV 199	7	0	0	7	7.37
14	SIMANOVSKIY Roman	SIMANOVSKI							3 AUG 1991	1	0	0	1	1.05
Coac	KOVALCHUK Vasily						**Assista**							

Phase	Opponent	Sets	Points per Set
Preliminary - Group	POL	3 - 0	25 - 23, 25 - 13, 25 - 16
Preliminary - Group	UKR	2 - 3	25 - 20, 30 - 32, 21 - 25, 25 - 19,

USA - US of America

Shirt colour Blue

No.	Name	Shirt Name	Pos.	Han.	Height	Weight	Highest Reac		Date of Birth	Tournament Totals				
							Spike cm	Block cm		Spik	Bloc	Serv	Total	%
1	BELL James Ethan	BELL							13 JUL 1999	20	8	1	29	64.44
3	LEYDEN Bryan	LEYDEN							3 MAY 1999	1	0	0	1	2.22
4	MARTINEZ Hugo	MARTINEZ							4 DEC 1984	0	0	0	0	0
5	POINDEXTER Ryan	POINDEXTER							27 DEC 199	0	0	0	0	0
6	MORENO Daniel Enrigue	MORENO							2 JUN 1990	10	2	1	13	28.89
7	BRUNING Michael Wayne (C	BRUNING	S						11 NOV 196	18	3	2	23	51.11
8	NELSON Ryan Anthony	NELSON	L						4 JUL 1998	1	0	0	1	2.22
11	VINCENT Eric	VINCENT							4 SEP 1984	22	7	0	29	64.44
12	SMALLEY Jacob	SMALLEY							9 AUG 1989	0	0	0	0	0
14	TAYLOR Hunter	TAYLOR							2 MAY 1995	18	1	1	20	44.44
16	MANOOGIAN Ryan	MANOOGIAN	L						26 NOV 199	5	1	0	6	13.33
17	BEHM Cory	BEHM	S						30 DEC 198	0	2	5	7	15.56
Coac	REMAKLUS Gregory						**Assista**							

Phase	Opponent	Sets	Points per Set
Preliminary - Group	IRI	1 - 3	19 - 25, 25 - 18, 16 - 25, 21 - 25
Preliminary - Group	POL	3 - 1	11 - 25, 25 - 17, 26 - 24, 25 - 23
Preliminary - Group	UKR	0 - 3	15 - 25, 10 - 25, 8 - 25

LEGEND

%	Percentage of total team s	**(C)**	Team Captain	**BH**	Both Handed	**Han**	Handedness	**L**	Libero
LH	Left Handed	**MB**	Middle Blocker	**No.**	Shirt Number	**OS**	Opposite Spiker	**Pos**	Playing Position
PR	Preliminary	**RH**	Right Handed	**S**	Setter	**WS**	Wing Spiker		

SUN 23 JUL 2017
Start Time 13:12 - End Time 15:28
Match Duration 2h16

Results
P2

IRI vs RUS
2 3

Team	Sets	1	2	3	4	5	Total
IRI	2	10	25	20	25	12	92
RUS	3	25	15	25	18	15	98
	Playing Time	21min	24min	27min	27min	18min	1h59

First Referee: Gurhan GUL (TUR)

IRI - Iran

No.	Name	Pos.	1	2	3	4	5	Pts
1	ASHJAEE KOOSHKMAHDI Sadegh		6	4	5	4	4	14
2	ALIMARDANI Mahmood		1	6	1	6	6	13
3	KALTEH Rahmat	L	L					
4	HOSSEINI Seyyed Ahmad		4	3	4	3	3	5
5	DEHGHAN Hamed							
6	TALEBI DELOUEI Vahid		3	2	3	2	2	11
7	ALIZADEH Jafar		12	13	13			1
8	FAGHIHIFAR Mohsen	L	L	L	L	L	L	
9	GHAFOURI HOSSEINABAD Saeid		6	5	6	5	5	23
10	MOJARRAD Ramez				2			
11	BIPANAH GORJI Hassan (C)	S	13					
12	DADASHKHANI Aram		5					
13	KEIKHA Ebrahim	S	2	1	2	1	1	5
14	AFKHAMISARAI Amir				1			

Coach TORKASHVAND Mohammad
Assistant Coach

RUS - Russia

No.	Name	Pos.	1	2	3	4	5	Pts
1	BULEIKO Vladimir		5	6	2	2	5	3
2	SALMIN Maxim Ivanovich		6	1	6	6	6	14
3	KUDRYASHOV A.	S		8	5	1	1	
4	ROMANTSOV Pavel			12				
5	SINELNIKOV Stanislav	S	1	2	1	3		2
6	PETROCHENKO Aleksey		3	4	3	3		10
7	VESNIN Andrey	L	L	L				
8	PLESHKEVICH Georgy		4	5	4	4	3	13
9	ELIZOV Dmitrii	L	L	L	L	L	L	
10	OKUNEV Sergey Nikolaevich				2		3	
11	SHMYGIN Vladimir			5		8	4	2
12	SHUVAEV Alexander		2	3	5	5	2	16
13	KOMAROV Kirill							
14	SIMANOVSKIY Roman			1		12		1

Coach KOVALCHUK Vasily
Assistant Coach

TEAM AND PLAYER PERFORMANCES

Won	Total Atts	No.	Name	Scoring Skills	Won	Total Atts	No.	Name
49	**109**	**Total**	**Team**	**Spike**	**42**	**108**	**Total**	**Team**
20	37	9	GHAFOURI HOSSEINABAD Saeid		14	27	12	SHUVAEV Alexander
9	27	6	TALEBI DELOUEI Vahid		9	21	8	PLESHKEVICH Georgy
8	14	1	ASHJAEE KOOSHKMAHDI Sadegh		8	13	2	SALMIN Maxim Ivanovich
13	**41**	**Total**	**Team**	**Block**	**15**	**46**	**Total**	**Team**
6	18	2	ALIMARDANI Mahmood		6	16	2	SALMIN Maxim Ivanovich
2	3	1	ASHJAEE KOOSHKMAHDI Sadegh		5	13	6	PETROCHENKO Aleksey
2	8	4	HOSSEINI Seyyed Ahmad		3	8	8	PLESHKEVICH Georgy
10	**92**	**Total**	**Team**	**Serve**	**4**	**98**	**Total**	**Team**
4	18	1	ASHJAEE KOOSHKMAHDI Sadegh		1	18	8	PLESHKEVICH Georgy
2	15	13	KEIKHA Ebrahim		1	4	11	SHMYGIN Vladimir
2	17	6	TALEBI DELOUEI Vahid		1	23	12	SHUVAEV Alexander
49		**Total**	**Team**	**Opp. Error**	**52**		**Total**	**Team**
121	**242**	**Total**	**Team**	**Total**	**113**	**252**	**Total**	**Team**

23	**58**	9	GHAFOURI HOSSEINABAD Saeid	**Best Scorer**	**16**	**54**	12	SHUVAEV Alexander

LEGEND

(C)	Team Captain	n	Starting line-up where n= starting position on court	**L**	Substitute Libero
nn	Susbstitute where nn = shirt number of outgoing player	**Atts**	Attempts	**L**	Libero
MB	Middle Blocker	**No.**	Shirt Number	**Opp.**	Opponent
OS	Opposite Spiker	**Pos**	Playing Position	**Pts**	Points scored
S	Setter	**WS**	Wing Spiker		

SUN 23 JUL 2017
Start Time 13:00

Start List

IRI vs RUS

P1

First Refere Gurhan GUL (TUR)

Second Refere Sema KAYKGI

IRI - Iran

Shirt colour White

No.	Name	Shirt Name	Pos.	Han.	Height	Weight	Highest Reac		Date of Birth	Tournament Totals				
							Spike cm	Block cm		Spik	Bloc	Serv	Total	%
1	ASHJAEE KOOSHKMAHDI	ASHJAEE							12 NOV 198	2	0	0	2	2.25
2	ALIMARDANI Mahmood	ALIMARDANI							19 OCT 199	13	6	1	20	22.47
3	KALTEH Rahmat	KALTEH	L						13 JUL 1982	0	0	0	0	0
4	HOSSEINI Seyyed Ahmad	HOSSEINI							12 MAR 198	6	1	1	8	8.99
5	DEHGHAN Hamed	DEHGHAN							18 DEC 198	0	0	0	0	0
6	TALEBI DELOUEI Vahid	TALEBI							20 SEP 1988	22	0	2	24	26.97
7	ALIZADEH Jafar	ALIZADEH							10 JUL 1993	9	1	1	11	12.36
8	FAGHIHIFAR Mohsen	FAGHIHIFAR	L						12 AUG 199	0	0	0	0	0
9	GHAFOURI HOSSEINABAD	GHAFOURI							15 MAY 199	14	0	0	14	15.73
10	MOJARRAD Ramez	MOJARRAD							10 JUN 1991	0	0	0	0	0
11	BIPANAH GORJI Hassan (C)	BIPANAH GO	S						28 AUG 196	0	0	1	1	1.12
12	DADASHKHANI Aram	DADASHKHA							21 DEC 199	14	0	0	14	15.73
13	KEIKHA Ebrahim	KEIKHA	S						27 MAY 199	0	0	1	1	1.12
14	AFKHAMISARAI Amir	AFKHAMISAR							20 OCT 199	0	0	0	0	0

Coac TORKASHVAND Mohammad **Assista**

Phase	Opponent	Sets	Points per Set
Preliminary - Group	USA	3 - 1	25 - 19, 18 - 25, 25 - 16, 25 - 21
Preliminary - Group	POL	3 - 0	25 - 21, 25 - 18, 25 - 16
Preliminary - Group	UKR	0 - 3	16 - 25, 11 - 25, 17 - 25

RUS - Russia

Shirt colour Blue

No.	Name	Shirt Name	Pos.	Han.	Height	Weight	Highest Reac		Date of Birth	Tournament Totals				
							Spike cm	Block cm		Spik	Bloc	Serv	Total	%
1	BULEIKO Vladimir	BULEIKO							30 DEC 199	17	1	0	18	13.24
2	SALMIN Maxim Ivanovich	SALMIN							22 JUN 1985	6	4	0	10	7.35
3	KUDRYASHOV Alexander Y	KUDRYASHO	S						18 FEB 1984	2	0	0	2	1.47
4	ROMANTSOV Pavel	ROMANTSOV							3 JUN 1995	16	0	3	19	13.97
5	SINELNIKOV Stanislav	SINELNIKOV	S						23 OCT 198	1	0	2	3	2.21
6	PETROCHENKO Aleksey	PETROCHEN							11 APR 1982	21	4	4	29	21.32
7	VESNIN Andrey	VESNIN	L						9 APR 1984	0	0	0	0	0
8	PLESHKEVICH Georgy	PLESHKEVIC							16 JUL 1988	11	7	0	18	13.24
9	ELIZOV Dmitrii	ELIZOV	L						20 JUN 1993	1	0	0	1	0.74
10	OKUNEV Sergey Nikolaevich	OKUNEV							26 AUG 198	10	5	0	15	11.03
11	SHMYGIN Vladimir	SHMYGIN							26 AUG 198	22	1	8	31	22.79
12	SHUVAEV Alexander	SHUVAEV							13 DEC 199	24	0	1	25	18.38
13	KOMAROV Kirill	KOMAROV							20 NOV 199	7	0	0	7	5.15
14	SIMANOVSKIY Roman	SIMANOVSKI							3 AUG 1991	9	0	0	9	6.62

Coac KOVALCHUK Vasily **Assista**

Phase	Opponent	Sets	Points per Set
Preliminary - Group	POL	3 - 0	25 - 23, 25 - 13, 25 - 16
Preliminary - Group	UKR	2 - 3	25 - 20, 30 - 32, 21 - 25, 25 - 19,
Preliminary - Group	USA	3 - 0	25 - 21, 25 - 23, 28 - 26

LEGEND

%	Percentage of total team s	**(C)**	Team Captain	**BH**	Both Handed	**Han**	Handedness	**L**	Libero
LH	Left Handed	**MB**	Middle Blocker	**No.**	Shirt Number	**OS**	Opposite Spiker	**Pos**	Playing Position
PR	Preliminary	**RH**	Right Handed	**S**	Setter	**WS**	Wing Spiker		

Medallists by event

As of TUE 1 AUG 2017 at 16:04

Event Name	Date	Medal	Name	NOC Code
Women	SAT 29 JUL 2017	Gold	**ZATYLKINA/RYLOVA** ZATYLKINA Anna RYLOVA Raisa	UKR
		Silver	**ALEKNAVIC./MILKINT.** ALEKNAVICUITE Birute MILKINTAITE Ingrida	LTU
		Bronze	**IAROSHEVSKA/CHERNENK** IAROSHEVSKA Yuliia CHERNENKO Yuliia	UKR

Medallists by event

As of TUE 1 AUG 2017 at 16:04

Event Name	Date	Medal	Name	NOC Code
Men	SAT 29 JUL 2017	Gold	**TSAPKALENO/KOSHKAROV** TSAPKALENO Mykola KOSHKAROV Anton	UKR
		Silver	**DONCHENKO/TARASOV** DONCHENKO Dmytro TARASOV Serhii	UKR
		Bronze	**DAYANOV/SELYUTIN** DAYANOV Rushan A. SELYUTIN Maxim Nikolaevich	RUS

Entry List By Noc

As of FRI 21 JUL 2017 at 08:39

NOC	M/W	Team	Shirt Number - Player Name
AUT - Austria	M	KURZMANN/GRATH	2 GRATH Benedikt 1 KURZMANN Bernhard
BLR - Belarus	M	DRABENOK/LITVINKA	1 DRABENOK Artur 2 LITVINKA Viktar
CZE - Czech Republic	W		1 VOTIPKOVA Ivana 2 ZIDKOVA Oldriska
GER - Germany	M	FRANZ/TEMPLIN	1 FRANZ Tobias 2 TEMPLIN Hendrik
	W		1 STEINBACH Nelly 2 STEINBACH Peggy
	M	SUDY/PAEHLER	2 PAEHLER Max 1 SUDY Marko
GHA - Ghana	W		1 AGGREY Victoria 2 AMOAH Mercy
	M	AIDOO/AMOAKWA	1 AIDOO Benjamin 2 AMOAKWA Titus Nana Yaw
	M	KONE/AWOTINE	2 AWOTINE Jacob 1 KONE Alhassan
	W		1 MENSAH Sarah 2 YABUKU Azumi
IRI - Iran	M	KARKANI/KESHAVARZ	1 KARKANI Hamed 2 KESHAVARZ Mehrad
JPN - Japan	M	IMAI/SEI	1 IMAI Yuta 2 SEI Tatsuya
	M	TAKEMURA/AMO	2 AMO Hiroshi 1 TAKEMURA Norihiko
LTU - Lithuania	W		1 ALEKNAVICUITE Birute 2 MILKINTAITE Ingrida
MEX - Mexico	M	SEGOVIANO Valdivia/FLORES	2 FLORES Fonseca Juan Pablo 1 SEGOVIANO Valdivia Luis Jesus
POL - Poland	M	LUSZCZEWSKI/PATOLA	1 LUSZCZEWSKI Grzegorz 2 PATOLA Jacek
	M	ORZEL/CZAPLICKI	2 CZAPLICKI Sebastian

Entry List By Noc

As of FRI 21 JUL 2017 at 08:39

NOC	M/W	Team	Shirt Number - Player Name
			1 ORZEL Tomasz
RUS - Russia	W		1 ALEXEEVA Elizaveta 2 KHARCHEVNIKOVA Elena Petrovna
	M	DAYANOV/SELYUTIN	1 DAYANOV Rushan A. 2 SELYUTIN Maxim Nikolaevich
	W		2 ELIZOVA Iuliia Vitalyevna 1 LYAZINA Anastasiya
TUR - Turkey	M	METIN/CIFTCI	2 CIFTCI Emre 1 METIN Harun
	M	OKATAN/TEKIN	1 OKATAN Yasin 2 TEKIN Resul
UKR - Ukraine	W		2 CHERNENKO Yuliia 1 IAROSHEVSKA Yuliia
	M	TSAPKALENO/KOSHKAROV	2 KOSHKAROV Anton 1 TSAPKALENO Mykola
	W		2 RYLOVA Raisa 1 ZATYLKINA Anna
VEN - Venezuela	W		1 CORDERO Carmen Cecilia 2 PEREZ Anyelis

LEGEND

(c)	Captain	**DSQ**	Disqualified	**M**	Men	**W**	Women

Competition Schedule

As of TUE 1 AUG 2017 at 16:01

Day	Date	Session	Start Time	Phase	Match	Teams
1	THU 20 JUL 2017	1	8:00	Men's Preliminary Group A	1	DAYANOV/SELYUTIN (RUS) - NETO/DALE (BRA)
			8:50	Women's Preliminary Group A	2	ALEKNAVICUITE/MILKINTAITE (LTU) - ALEXEEVA/KHARCHEVNIKOVA
			8:50	Men's Preliminary Group B	3	DRABENOK/LITVINKA (BLR) - METIN/CIFTCI (TUR)
			9:40	Women's Preliminary Group B	4	LYAZINA/ELIZOVA (RUS) - RAGUTT/LANGE (GER)
			9:40	Men's Preliminary Group C	5	LUSZCZEWSKI/PATOLA (POL) - SUDY/PAEHLER (GER)
			10:30	Women's Preliminary Group C	6	BARTZAI/BERETI (GRE) - ZATYLKINA/RYLOVA (UKR)
			10:30	Men's Preliminary Group D	7	IMAI/SEI (JPN) - KONE/AWOTINE (GHA)
			11:20	Women's Preliminary Group D	8	STEINBACH/STEINBACH (GER) - YALNIZ/CELEP (TUR)
			11:20	Men's Preliminary Group E	9	KURZMANN/GRATH (AUT) - OKATAN/TEKIN (TUR)
			15:00	Men's Preliminary Group A	10	KARKANI/KESHAVARZ (IRI) - FRANZ/TEMPLIN (GER)
			15:50	Women's Preliminary Group A	11	AGGREY/AMOAH (GHA) - CORDERO/PEREZ (VEN)
			15:50	Men's Preliminary Group B	12	TAKEMURA/AMO (JPN) - ORZEL/CZAPLICKI (POL)
			16:40	Women's Preliminary Group B	13	MENSAH/YABUKU (GHA) - IAROSHEVSKA/CHERNENKO (UKR)
			16:40	Men's Preliminary Group C	14	DONCHENKO/TARASOV (UKR) - AIDOO/AMOAKWA (GHA)
			17:30	Women's Preliminary Group C	15	PAY/CAL (TUR) - SANDOVAL/SEGOVIANO (MEX)
			17:30	Men's Preliminary Group D	16	SEGOVIANO Valdivia/FLORES (MEX) - KARALIS/KOUREMENOS (GRE)
			18:20	Women's Preliminary Group D	17	TISZA/MATTYASOVSZKY (HUN) - PASHKOUSKAYA/HRES (BLR)
			18:20	Men's Preliminary Group E	18	TSAPKALENO/KOSHKAROV (UKR) - SEPP/OPIK (EST)
2	FRI 21 JUL 2017	2	8:00	Men's Preliminary Group C	19	SUDY/PAEHLER (GER) - AIDOO/AMOAKWA (GHA)
			8:50	Women's Preliminary Group C	20	ZATYLKINA/RYLOVA (UKR) - PAY/CAL (TUR)
			8:50	Men's Preliminary Group D	21	KONE/AWOTINE (GHA) - SEGOVIANO Valdivia/FLORES (MEX)
			9:40	Women's Preliminary Group D	22	YALNIZ/CELEP (TUR) - PASHKOUSKAYA/HRES (BLR)
			9:40	Men's Preliminary Group E	23	OKATAN/TEKIN (TUR) - SEPP/OPIK (EST)
			10:30	Women's Preliminary Group A	24	ALEXEEVA/KHARCHEVNIKOVA (RUS) - CORDERO/PEREZ (VEN)
			10:30	Men's Preliminary Group A	25	NETO/DALE (BRA) - FRANZ/TEMPLIN (GER)
			11:20	Women's Preliminary Group B	26	RAGUTT/LANGE (GER) - IAROSHEVSKA/CHERNENKO (UKR)
			11:20	Men's Preliminary Group B	27	METIN/CIFTCI (TUR) - TAKEMURA/AMO (JPN)
			15:00	Men's Preliminary Group C	28	LUSZCZEWSKI/PATOLA (POL) - DONCHENKO/TARASOV (UKR)
			15:50	Women's Preliminary Group C	29	VOTIPKOVA/ZIDKOVA (CZE) - BARTZAI/BERETI (GRE)
			15:50	Men's Preliminary Group D	30	ZIDEK/BOCEK (CZE) - IMAI/SEI (JPN)
			16:40	Women's Preliminary Group D	31	STEINBACH/STEINBACH (GER) - TISZA/MATTYASOVSZKY (HUN)
			16:40	Men's Preliminary Group E	32	KURZMANN/GRATH (AUT) - TSAPKALENO/KOSHKAROV (UKR)
			17:30	Women's Preliminary Group A	33	ALEKNAVICUITE/MILKINTAITE (LTU) - AGGREY/AMOAH (GHA)
			17:30	Men's Preliminary Group A	34	DAYANOV/SELYUTIN (RUS) - KARKANI/KESHAVARZ (IRI)
			18:20	Women's Preliminary Group B	35	LYAZINA/ELIZOVA (RUS) - MENSAH/YABUKU (GHA)
			18:20	Men's Preliminary Group B	36	KIRILLOV/AFANASYEV (RUS) - DRABENOK/LITVINKA (BLR)
3	SAT 22 JUL 2017	3	8:00	Men's Preliminary Group E	37	TSAPKALENO/KOSHKAROV (UKR) - OKATAN/TEKIN (TUR)
			8:50	Women's Preliminary Group A	38	AGGREY/AMOAH (GHA) - ALEXEEVA/KHARCHEVNIKOVA (RUS)
			8:50	Men's Preliminary Group A	39	KARKANI/KESHAVARZ (IRI) - NETO/DALE (BRA)
			9:40	Women's Preliminary Group B	40	MENSAH/YABUKU (GHA) - RAGUTT/LANGE (GER)
			9:40	Men's Preliminary Group B	41	TAKEMURA/AMO (JPN) - KIRILLOV/AFANASYEV (RUS)
			10:30	Women's Preliminary Group C	42	PAY/CAL (TUR) - VOTIPKOVA/ZIDKOVA (CZE)
			10:30	Men's Preliminary Group C	43	DONCHENKO/TARASOV (UKR) - SUDY/PAEHLER (GER)
			11:20	Women's Preliminary Group D	44	TISZA/MATTYASOVSZKY (HUN) - YALNIZ/CELEP (TUR)
			11:20	Men's Preliminary Group D	45	SEGOVIANO Valdivia/FLORES (MEX) - ZIDEK/BOCEK (CZE)
			15:00	Men's Preliminary Group E	46	SEPP/OPIK (EST) - KURZMANN/GRATH (AUT)

Competition Schedule

As of TUE 1 AUG 2017 at 16:01

Day	Date	Session	Start Time	Phase	Match	Teams
			15:50	Women's Preliminary Group A	47	CORDERO/PEREZ (VEN) - ALEKNAVICUITE/MILKINTAITE (LTU)
			15:50	Men's Preliminary Group A	48	FRANZ/TEMPLIN (GER) - DAYANOV/SELYUTIN (RUS)
			16:40	Women's Preliminary Group B	49	IAROSHEVSKA/CHERNENKO (UKR) - LYAZINA/ELIZOVA (RUS)
			16:40	Men's Preliminary Group B	50	ORZEL/CZAPLICKI (POL) - METIN/CIFTCI (TUR)
			17:30	Women's Preliminary Group C	51	SANDOVAL/SEGOVIANO (MEX) - ZATYLKINA/RYLOVA (UKR)
			17:30	Men's Preliminary Group C	52	AIDOO/AMOAKWA (GHA) - LUSZCZEWSKI/PATOLA (POL)
			18:20	Women's Preliminary Group D	53	PASHKOUSKAYA/HRES (BLR) - STEINBACH/STEINBACH (GER)
			18:20	Men's Preliminary Group D	54	KARALIS/KOUREMENOS (GRE) - KONE/AWOTINE (GHA)
4	SUN 23 JUL 2017	4	8:50	Women's Preliminary Group C	55	VOTIPKOVA/ZIDKOVA (CZE) - SANDOVAL/SEGOVIANO (MEX)
			8:50	Men's Preliminary Group B	56	KIRILLOV/AFANASYEV (RUS) - ORZEL/CZAPLICKI (POL)
			9:40	Women's Preliminary Group C	57	BARTZAI/BERETI (GRE) - PAY/CAL (TUR)
			9:40	Men's Preliminary Group D	58	ZIDEK/BOCEK (CZE) - KARALIS/KOUREMENOS (GRE)
			10:30	Men's Preliminary Group B	59	DRABENOK/LITVINKA (BLR) - TAKEMURA/AMO (JPN)
			11:20	Men's Preliminary Group D	60	IMAI/SEI (JPN) - SEGOVIANO Valdivia/FLORES (MEX)
			15:50	Women's Preliminary Group C	61	SANDOVAL/SEGOVIANO (MEX) - BARTZAI/BERETI (GRE)
			15:50	Men's Preliminary Group B	62	ORZEL/CZAPLICKI (POL) - DRABENOK/LITVINKA (BLR)
			16:40	Women's Preliminary Group C	63	ZATYLKINA/RYLOVA (UKR) - VOTIPKOVA/ZIDKOVA (CZE)
			16:40	Men's Preliminary Group D	64	KARALIS/KOUREMENOS (GRE) - IMAI/SEI (JPN)
			17:30	Men's Preliminary Group B	65	METIN/CIFTCI (TUR) - KIRILLOV/AFANASYEV (RUS)
			18:20	Men's Preliminary Group D	66	KONE/AWOTINE (GHA) - ZIDEK/BOCEK (CZE)
5	MON 24 JUL 2017	5	8:50	Men's Lucky Losers Round	67	KARKANI/KESHAVARZ (IRI) - METIN/CIFTCI (TUR)
			9:40	Men's Lucky Losers Round	68	LUSZCZEWSKI/PATOLA (POL) - NETO/DALE (BRA)
			10:30	Men's Lucky Losers Round	69	OKATAN/TEKIN (TUR) - TAKEMURA/AMO (JPN)
			11:20	Men's Lucky Losers Round	70	KURZMANN/GRATH (AUT) - KARALIS/KOUREMENOS (GRE)
6	TUE 25 JUL 2017	6	8:50	Women's Round of 16	71	PASHKOUSKAYA/HRES (BLR) - RAGUTT/LANGE (GER)
			8:50	Men's Round of 16	72	SUDY/PAEHLER (GER) - IMAI/SEI (JPN)
			9:40	Women's Round of 16	73	VOTIPKOVA/ZIDKOVA (CZE) - CORDERO/PEREZ (VEN)
			9:40	Men's Round of 16	74	DRABENOK/LITVINKA (BLR) - SEPP/OPIK (EST)
			10:30	Women's Round of 16	75	LYAZINA/ELIZOVA (RUS) - TISZA/MATTYASOVSZKY (HUN)
			10:30	Men's Round of 16	76	FRANZ/TEMPLIN (GER) - ORZEL/CZAPLICKI (POL)
			11:20	Women's Round of 16	77	ALEXEEVA/KHARCHEVNIKOVA (RUS) - SANDOVAL/SEGOVIANO (MEX)
			11:20	Men's Round of 16	78	TSAPKALENO/KOSHKAROV (UKR) - SEGOVIANO Valdivia/FLORES (MEX)
			15:50	Women's Round of 16	79	STEINBACH/STEINBACH (GER) - PAY/CAL (TUR)
			15:50	Men's Round of 16	80	ZIDEK/BOCEK (CZE) - KARKANI/KESHAVARZ (IRI)
			16:40	Women's Round of 16	81	ZATYLKINA/RYLOVA (UKR) - YALNIZ/CELEP (TUR)
			16:40	Men's Round of 16	82	DONCHENKO/TARASOV (UKR) - KURZMANN/GRATH (AUT)
			17:30	Women's Round of 16	83	IAROSHEVSKA/CHERNENKO (UKR) - BARTZAI/BERETI (GRE)
			17:30	Men's Round of 16	84	KIRILLOV/AFANASYEV (RUS) - OKATAN/TEKIN (TUR)
			18:20	Men's Round of 16	85	DAYANOV/SELYUTIN (RUS) - LUSZCZEWSKI/PATOLA (POL)
7	WED 26 JUL 2017	7	8:50	Women's Quarter-finals	86	ALEKNAVICUITE/MILKINTAITE (LTU) - PASHKOUSKAYA/HRES (BLR)
			8:50	Men's Quarter-finals	87	DAYANOV/SELYUTIN (RUS) - SUDY/PAEHLER (GER)
			9:40	Women's Quarter-finals	88	ALEXEEVA/KHARCHEVNIKOVA (RUS) - STEINBACH/STEINBACH (GER)
			9:40	Men's Quarter-finals	89	TSAPKALENO/KOSHKAROV (UKR) - ZIDEK/BOCEK (CZE)
			10:30	Women's Quarter-finals	90	ZATYLKINA/RYLOVA (UKR) - LYAZINA/ELIZOVA (RUS)
			10:30	Men's Quarter-finals	91	DONCHENKO/TARASOV (UKR) - FRANZ/TEMPLIN (GER)
			11:20	Women's Quarter-finals	92	VOTIPKOVA/ZIDKOVA (CZE) - IAROSHEVSKA/CHERNENKO (UKR)

Competition Schedule

As of TUE 1 AUG 2017 at 16:01

Day	Date	Session	Start Time	Phase	Match	Teams
			11:20	Men's Quarter-finals	93	DRABENOK/LITVINKA (BLR) - KIRILLOV/AFANASYEV (RUS)
			15:50	Women's Semifinals 5-8	94	PASHKOUSKAYA/HRES (BLR) - STEINBACH/STEINBACH (GER)
			15:50	Men's Semifinals 5-8	95	SUDY/PAEHLER (GER) - ZIDEK/BOCEK (CZE)
			16:40	Women's Semifinals 5-8	96	LYAZINA/ELIZOVA (RUS) - VOTIPKOVA/ZIDKOVA (CZE)
			16:40	Men's Semifinals 5-8	97	FRANZ/TEMPLIN (GER) - DRABENOK/LITVINKA (BLR)
8	THU 27 JUL 2017	8	8:50	Women's Final 7th-8th Place	98	PASHKOUSKAYA/HRES (BLR) - VOTIPKOVA/ZIDKOVA (CZE)
			9:40	Women's Final 5th-6th Place	99	STEINBACH/STEINBACH (GER) - LYAZINA/ELIZOVA (RUS)
			10:30	Men's Final 7th-8th Place	100	ZIDEK/BOCEK (CZE) - DRABENOK/LITVINKA (BLR)
			11:20	Men's Final 5th-6th Place	101	SUDY/PAEHLER (GER) - FRANZ/TEMPLIN (GER)
			15:50	Women's Semi-finals	102	ALEKNAVICUITE/MILKINTAITE (LTU) - ALEXEEVA/KHARCHEVNIKOVA
			16:40	Women's Semi-finals	103	ZATYLKINA/RYLOVA (UKR) - IAROSHEVSKA/CHERNENKO (UKR)
			17:30	Men's Semi-finals	104	DAYANOV/SELYUTIN (RUS) - TSAPKALENO/KOSHKAROV (UKR)
			18:20	Men's Semi-finals	105	DONCHENKO/TARASOV (UKR) - KIRILLOV/AFANASYEV (RUS)
9	SAT 29 JUL 2017	9	8:50	Women's Bronze-medal Match	106	ALEXEEVA/KHARCHEVNIKOVA (RUS) - IAROSHEVSKA/CHERNENKO
			9:40	Men's Bronze-medal Match	107	DAYANOV/SELYUTIN (RUS) - KIRILLOV/AFANASYEV (RUS)
			10:30	Women's Gold-medal Match	108	ALEKNAVICUITE/MILKINTAITE (LTU) - ZATYLKINA/RYLOVA (UKR)
			11:20	Men's Gold-medal Match	109	TSAPKALENO/KOSHKAROV (UKR) - DONCHENKO/TARASOV (UKR)

Medallists

As of TUE 1 AUG 2017 at 16:02

Medal	NOC	Name
GOLD	UKR - Ukraine	**ZATYLKINA/RYLOVA** 1 ZATYLKINA Anna 2 RYLOVA Raisa
SILVER	LTU - Lithuania	**ALEKNAVIC./MILKINT.** 1 ALEKNAVICUITE Birute 2 MILKINTAITE Ingrida
BRONZE	UKR - Ukraine	**IAROSHEVSKA/CHERNENK** 1 IAROSHEVSKA Yuliia 2 CHERNENKO Yuliia

Final Standings

As of SAT 29 JUL 2017 at 11:31

B4

Rank	Team	NOC Code	Medal
1	ZATYLKINA/RYLOVA	UKR	Gold
2	ALEKNAVIC./MILKINT.	LTU	Silver
3	IAROSHEVSKA/CHERNENK	UKR	Bronze
4	ALEXEEVA/KHARCHEVN.	RUS	
5	LYAZINA/ELIZOVA	RUS	
6	STEINBACH/STEINBACH	GER	
7	VOTIPKOVA/ZIDKOVA	CZE	
8	PASHKOUSKAYA/HRES	BLR	

Results Table - Final Round

P4



Report Created SUN 30 JUL 2017 21:21

Results Table - Final Round

P4

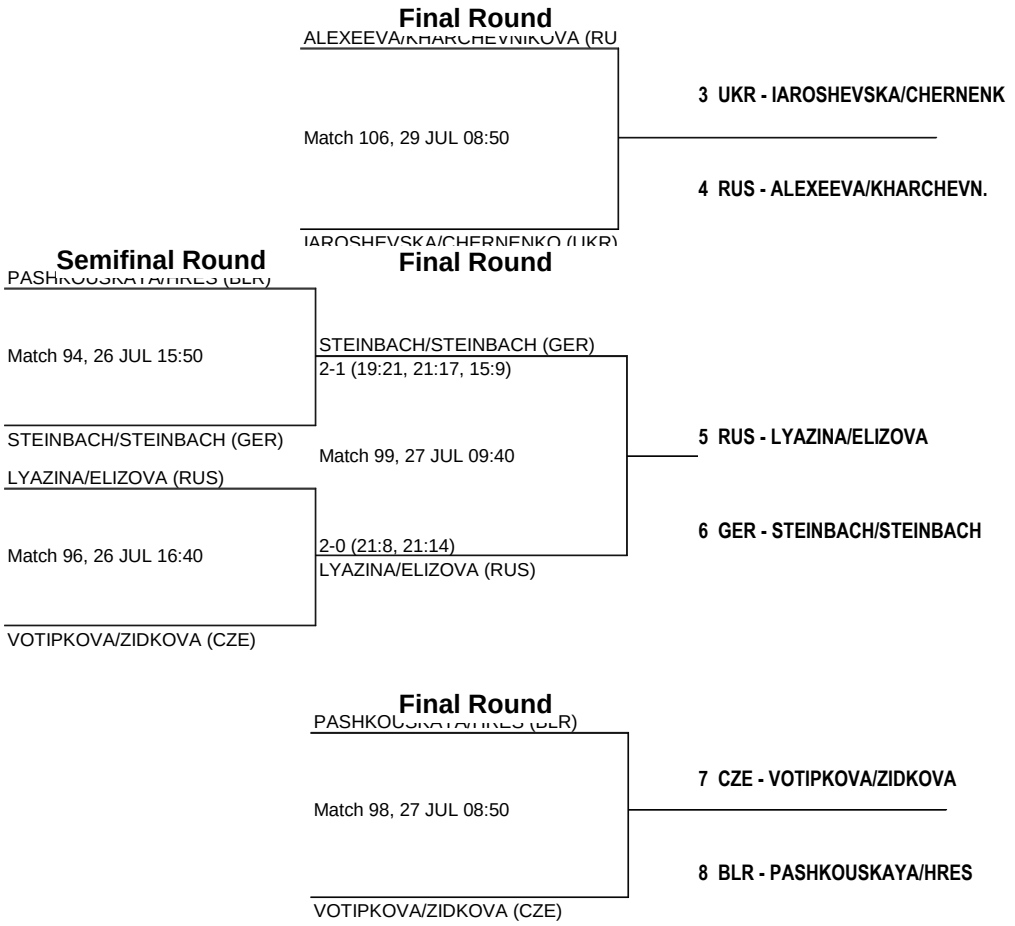

SAT 29 JUL 2017

Start Time 10:42 - End Time 11:24

Match Duration: 42min

Play by Play

ALEKNAVICUITE/MILKINTAITE (LTU) vs ZATYLKINA/RYLOVA (UKR)

0 2

Team	Sets	1	2	Total
ALEKNAVICUITE/MILKINTAITE (LTU)	0	21	15	36
ZATYLKINA/RYLOVA (UKR)	2	23	21	44
	Playing Time	20min	19min	40min

First Referee: Sukran SAKALLIOGLU **Second Referee:** Kaya ERDEM (TUR)

1st Set

Rally	ALEKNAVICUITE/MILKINTAITE (LTU)				Lead	Score	Lead		ZATYLKINA/RYLOVA (UKR)		
1	Serve	1 ALEKNAVICUITE	Serve								
	Dig	1 ALEKNAVICUITE	Fault						Attack	1 ZATYLKINA	Success
				+		0-1	1				Opp. Error
2									Serve	2 RYLOVA	Serve
	Attack	1 ALEKNAVICUITE	Success						Dig	2 RYLOVA	Fault
			Opp. Error	+		1-1					
3	Serve	2 MILKINTAITE	Serve								
			Opp. Error						Attack	1 ZATYLKINA	Fault
4	Point	TEAM	Point	+	1	2-1					
5	Serve	2 MILKINTAITE	Fault								
				+		2-2					Opp. Error
6									Serve	1 ZATYLKINA	Serve
	Attack	2 MILKINTAITE	Success	+	1	3-2					
7	Serve	1 ALEKNAVICUITE	Serve								
				+		3-3			Attack	1 ZATYLKINA	Success
8				+	1	4-3			Serve	2 RYLOVA	Serve
9									Serve	2 RYLOVA	Serve
	Attack	2 MILKINTAITE	Success	+	2	5-3					
10	Serve	2 MILKINTAITE	Serve								
	Attack	2 MILKINTAITE	Success	+	3	6-3					
11	Serve	2 MILKINTAITE	Fault								
				+	2	6-4					Opp. Error
12									Serve	1 ZATYLKINA	Serve
	Attack	2 MILKINTAITE	Success	+	3	7-4					
13	Serve	1 ALEKNAVICUITE	Serve								
			Opp. Error						Attack	2 RYLOVA	Fault
14	Point	TEAM	Point	+	4	8-4					
15	Serve	1 ALEKNAVICUITE	Serve								
	Dig	2 MILKINTAITE	Fault								Opp. Error
16					3	8-5		+	Point	TEAM	Point
17									Serve	2 RYLOVA	Serve
	Set	1 ALEKNAVICUITE	Fault								
				+	2	8-6					Opp. Error
18									Serve	2 RYLOVA	Fault
			Opp. Error	+	3	9-6					
19	Serve	2 MILKINTAITE	Ace	+	4	10-6					
20	Serve	2 MILKINTAITE	Ace	+	5	11-6					
21	Serve	2 MILKINTAITE	Serve								
									Set	1 ZATYLKINA	Fault
			Opp. Error	+	6	12-6					
22	Serve	2 MILKINTAITE	Ace								
			Opp. Error						Reception	2 RYLOVA	Fault
23	Point	TEAM	Point	+	7	13-6					

SAT 29 JUL 2017
Start Time 10:42 - End Time 11:24
Match Duration: 42min

Play by Play

1st Set

Rally	ALEKNAVICUITE/MILKINTAITE (LTU) - ALEKNAVIC./MILKINT.				Lead	Score	Lead	ZATYLKINA/RYLOVA (UKR) - ZATYLKINA/RYLOVA		
24	Serve	2 MILKINTAITE	Serve							
				+	6	13-7		Attack	1 ZATYLKINA	Success
25								Serve	1 ZATYLKINA	Serve
	Attack	1 ALEKNAVICUITE	Fault							Opp. Error
26					5	13-8		+ Point	TEAM	Point
27								Serve	1 ZATYLKINA	Serve
	Attack	1 ALEKNAVICUITE	Success	+	6	14-8				
28	Serve	1 ALEKNAVICUITE	Serve							
				+	5	14-9		Attack	1 ZATYLKINA	Success
29								Serve	2 RYLOVA	Serve
				+	4	14-10		Attack	1 ZATYLKINA	Success
30								Serve	2 RYLOVA	Serve
	Dig	2 MILKINTAITE	Fault					Attack	2 RYLOVA	Success
				+	3	14-11				Opp. Error
31								Serve	2 RYLOVA	Serve
	Set	1 ALEKNAVICUITE	Fault							
				+	2	14-12				Opp. Error
32								Serve	2 RYLOVA	Serve
	Attack	1 ALEKNAVICUITE	Success					Dig	2 RYLOVA	Fault
			Opp. Error	+	3	15-12				
33	Serve	2 MILKINTAITE	Serve							
				+	2	15-13		Attack	2 RYLOVA	Success
34								Serve	1 ZATYLKINA	Serve
	Attack	2 MILKINTAITE	Success	+	3	16-13				
35	Serve	1 ALEKNAVICUITE	Serve							
	Dig	1 ALEKNAVICUITE	Fault					Attack	1 ZATYLKINA	Success
				+	2	16-14				Opp. Error
36								Serve	2 RYLOVA	Serve
	Attack	1 ALEKNAVICUITE	Fault					Block	1 ZATYLKINA	Success
37					1	16-15		+ Point	TEAM	Point
38				+		16-16		Serve	2 RYLOVA	Serve
39								Serve	2 RYLOVA	Serve
	Attack	2 MILKINTAITE	Success	+	1	17-16				
40	Serve	2 MILKINTAITE	Serve							
	Attack	1 ALEKNAVICUITE	Success	+	2	18-16				
										Time Out
41	Serve	2 MILKINTAITE	Serve							
	Block	2 MILKINTAITE	Fault					Attack	2 RYLOVA	Success
				+	1	18-17				Opp. Error
42								Serve	1 ZATYLKINA	Serve
	Attack	1 ALEKNAVICUITE	Success	+	2	19-17				
43	Serve	1 ALEKNAVICUITE	Serve							
				+	1	19-18		Attack	1 ZATYLKINA	Success
44								Serve	2 RYLOVA	Serve
				+		19-19		Attack	1 ZATYLKINA	Success
45								Serve	2 RYLOVA	Serve
	Attack	2 MILKINTAITE	Success	+	1	20-19				
46	Serve	2 MILKINTAITE	Serve							
	Dig	1 ALEKNAVICUITE	Fault					Attack	1 ZATYLKINA	Success
				+		20-20				Opp. Error
47								Serve	1 ZATYLKINA	Serve
	Attack	2 MILKINTAITE	Success					Dig	1 ZATYLKINA	Fault
			Opp. Error	+	1	21-20				

SAT 29 JUL 2017
Start Time 10:42 - End Time 11:24
Match Duration: 42min

Play by Play

1st Set

Rally	ALEKNAVICUITE/MILKINTAITE (LTU) - ALEKNAVIC./MILKINT.				Lead	Score	Lead	ZATYLKINA/RYLOVA (UKR) - ZATYLKINA/RYLOVA		
48	Serve Dig	1 ALEKNAVICUITE 1 ALEKNAVICUITE	Serve Fault	+ 		21-21		Attack	1 ZATYLKINA	Success Opp. Error
49	Attack	2 MILKINTAITE	Fault					Serve	2 RYLOVA	Serve Opp. Error
50						21-22	1	+ Point	TEAM	Point
51				+		21-23	2	Serve	2 RYLOVA	Ace

2nd Set

Rally	ALEKNAVICUITE/MILKINTAITE (LTU)				Lead	Score	Lead	ZATYLKINA/RYLOVA (UKR)		
1	Attack	2 MILKINTAITE	Success	+	1	1-0		Serve	2 RYLOVA	Serve
2	Serve	1 ALEKNAVICUITE	Serve Opp. Error					Attack	1 ZATYLKINA	Fault
3	Point	TEAM	Point	+	2	2-0				
4	Serve Dig	1 ALEKNAVICUITE 1 ALEKNAVICUITE	Serve Fault	+ 	1	2-1		Attack	1 ZATYLKINA	Success Opp. Error
5	Attack	2 MILKINTAITE	Success Opp. Error	+	2	3-1		Serve Dig	1 ZATYLKINA 2 RYLOVA	Serve Fault
6	Serve Block	2 MILKINTAITE 1 ALEKNAVICUITE	Serve Success					Attack	2 RYLOVA	Fault
7	Point	TEAM	Point	+	3	4-1				
8	Serve	2 MILKINTAITE	Fault	+	2	4-2				Opp. Error
9				+	1	4-3		Serve Attack	2 RYLOVA 2 RYLOVA	Serve Success
10	Dig	1 ALEKNAVICUITE	Fault	+		4-4		Serve Attack	2 RYLOVA 1 ZATYLKINA	Serve Success Opp. Error
11			Opp. Error	+	1	5-4		Serve	2 RYLOVA	Fault
12	Serve	1 ALEKNAVICUITE	Serve	+		5-5		Attack	1 ZATYLKINA	Success
13	Attack	1 ALEKNAVICUITE	Success	+	1	6-5		Serve	1 ZATYLKINA	Serve
14	Serve Dig	2 MILKINTAITE 1 ALEKNAVICUITE	Serve Fault	+ 		6-6		Attack	2 RYLOVA	Success Opp. Error
15			Opp. Error	+	1	7-6		Serve	2 RYLOVA	Fault
16	Serve Dig	1 ALEKNAVICUITE 1 ALEKNAVICUITE	Serve Fault	+ 		7-7		Attack	2 RYLOVA	Success Opp. Error
17	Attack	2 MILKINTAITE	Success	+	1	8-7		Serve	1 ZATYLKINA	Serve
18	Serve	2 MILKINTAITE	Fault	+		8-8				Opp. Error
19				+		8-9	1	Serve	2 RYLOVA	Ace

SAT 29 JUL 2017
Start Time 10:42 - End Time 11:24
Match Duration: 42min

Play by Play

2nd Set

Rally	ALEKNAVICUITE/MILKINTAITE (LTU) - ALEKNAVIC./MILKINT.				Lead	Score	Lead	ZATYLKINA/RYLOVA (UKR) - ZATYLKINA/RYLOVA		
20			Opp. Error					Serve Attack	2 RYLOVA 2 RYLOVA	Serve Fault
21	Point	TEAM	Point	+		9-9				
22	Serve	1 ALEKNAVICUITE	Ace Opp. Error					Reception	1 ZATYLKINA	Fault
23	Point	TEAM	Point	+	1	10-9				
24	Serve	1 ALEKNAVICUITE	Serve	+		10-10		Attack	1 ZATYLKINA	Success
25			Opp. Error	+	1	11-10		Serve	1 ZATYLKINA	Fault
26	Serve	2 MILKINTAITE	Serve	+		11-11		Attack	2 RYLOVA	Success
27	Reception	1 ALEKNAVICUITE	Fault					Serve	2 RYLOVA	Ace Opp. Error
28						11-12	1	+ Point	TEAM	Point
29	Reception	1 ALEKNAVICUITE	Fault					Serve	2 RYLOVA	Ace Opp. Error
30						11-13	2	+ Point	TEAM	Point
			Time Out							
31			Opp. Error					Serve Attack	2 RYLOVA 2 RYLOVA	Serve Fault
32	Point	TEAM	Point	+		12-13	1			
33	Serve	1 ALEKNAVICUITE	Serve Opp. Error					Attack	1 ZATYLKINA	Fault
34	Point	TEAM	Point	+		13-13				
35	Serve	1 ALEKNAVICUITE	Fault	+		13-14	1			Opp. Error
36	Reception	2 MILKINTAITE	Fault					Serve	1 ZATYLKINA	Ace Opp. Error
37						13-15	2	+ Point	TEAM	Point
38				+		13-16	3	Serve Attack	1 ZATYLKINA 2 RYLOVA	Serve Success
39	Attack	2 MILKINTAITE	Success	+		14-16	2	Serve	1 ZATYLKINA	Serve
40	Serve	2 MILKINTAITE	Serve	+		14-17	3	Attack	2 RYLOVA	Success
41	Block	1 ALEKNAVICUITE	Fault	+		14-18	4	Serve Attack	2 RYLOVA 2 RYLOVA	Serve Success Opp. Error
42			Opp. Error	+		15-18	3	Serve	2 RYLOVA	Fault
43	Serve	1 ALEKNAVICUITE	Fault	+		15-19	4			Opp. Error
44	Dig	2 MILKINTAITE	Fault	+		15-20	5	Serve Attack	1 ZATYLKINA 2 RYLOVA	Serve Success Opp. Error
45				+		15-21	6	Serve	1 ZATYLKINA	Ace

LEGEND

+	Point scored by team	**Opp.**	Opponent	**Sub.**	Substitution

SAT 29 JUL 2017
Start Time 10:42 - End Time 11:24
Match Duration 42min

Results
P2

ALEKNAVICUITE/MILKINTAITE (LTU) vs ZATYLKINA/RYLOVA (UKR)
0 2

Team	Sets	1	2	Total
ALEKNAVICUITE/MILKINTAITE (LTU)	0	21	15	36
ZATYLKINA/RYLOVA (UKR)	2	23	21	44
	Playing Time	20min	19min	40min

First Referee: Sukran SAKALLIOGLU **Second Referee:** Kaya ERDEM (TUR)

TEAM AND PLAYER PERFORMANCES

ALEKNAVICUITE	MILKINTAITE	Total	Scoring Skills	Total	ZATYLKINA	RYLOVA
17	19	36	**Serve Attempts**	**44**	**16**	**28**
2	4	6	**Serve Faults**	**5**	**1**	**4**
1	3	4	**Serve Aces**	**6**	**2**	**4**
			Fastest Serve			
11	23	34	**Attack Attempts**	**47**	**26**	**21**
6	12	18	**Attack Successes**	**25**	**14**	**11**
1		1	**Block Successes**	**1**	**1**	
		18	**Opponent Errors**	**26**		
		36	**Total Points**	**44**		
10	4	14	**Dig Successes**	**13**	**4**	**9**

WEATHER CONDITIONS

AIR TEMPERATURE:	°C / °F	HUMIDITY:	%
SAND TEMPERATURE:	°C / °F	CONDITIONS:	
WIND DIRECTION:		BAROMETRIC PRESSURE:	Mb
WIND SPEED:	km/h / mph		

LEGEND
- -
- -
- -
- -
- -

SAT 29 JUL 2017
Start Time 10:30
Field 1

Start List

ALEKNAVICUITE/MILKINTAITE (LTU) vs ZATYLKINA/RYLOVA (UKR)

P1

First Referee: Sukran SAKALLIOGLU

Second Referee: Kaya ERDEM (TUR)

ALEKNAVICUITE/MILKINTAITE (LTU) Top: Green - Shorts:			ZATYLKINA/RYLOVA (UKR) Top: Red - Shorts:		
1	ALEKNAVICUITE Birute	-	1	ZATYLKINA Anna	-
2	MILKINTAITE Ingrida	-	2	RYLOVA Raisa	-

LEGEND
(c) Captain

SAT 29 JUL 2017

Start Time 8:52 - End Time 9:32

Match Duration: 39min

Play by Play

ALEXEEVA/KHARCHEVNIKOVA (RUS) vs IAROSHEVSKA/CHERNENKO (UKR)

0 **2**

Team	Sets	1	2	Total
ALEXEEVA/KHARCHEVNIKOVA (RUS)	0	11	19	30
IAROSHEVSKA/CHERNENKO (UKR)	2	21	21	42
	Playing Time	12min	25min	37min

First Referee: Elif UYAR **Second Referee:** Aylin TURNAOGLU

1st Set

Rally	ALEXEEVA/KHARCHEVNIKOVA (RUS)				Lead	Score	Lead		IAROSHEVSKA/CHERNENKO (UKR)		
1			Opp. Error	+	1	1-0			Serve	2 CHERNENKO	Fault
2	Serve	1 ALEXEEVA	Fault	+		1-1					Opp. Error
3	Attack	1 ALEXEEVA	Success	+	1	2-1			Serve	1 IAROSHEVSKA	Serve
4	Serve Dig	2 KHARCHEVNIKOVA 2 KHARCHEVNIKOVA	Serve Fault	+		2-2			Attack	1 IAROSHEVSKA	Success Opp. Error
5	Attack	1 ALEXEEVA	Success	+	1	3-2			Serve	2 CHERNENKO	Serve
6	Serve	1 ALEXEEVA	Fault	+		3-3					Opp. Error
7	Attack	2 KHARCHEVNIKOVA	Fault						Serve	1 IAROSHEVSKA	Serve Opp. Error
8						3-4	1	+	Point	TEAM	Point
9	Attack	1 ALEXEEVA	Success Opp. Error	+		4-4			Serve Dig	1 IAROSHEVSKA 1 IAROSHEVSKA	Serve Fault
10	Serve	2 KHARCHEVNIKOVA	Serve	+	1	5-4					
11	Serve	2 KHARCHEVNIKOVA	Fault	+		5-5					Opp. Error
12	Dig	2 KHARCHEVNIKOVA	Fault	+		5-6	1		Serve Attack	2 CHERNENKO 1 IAROSHEVSKA	Serve Success Opp. Error
13	Dig	1 ALEXEEVA	Fault						Serve	2 CHERNENKO	Serve Opp. Error
14						5-7	2	+	Point	TEAM	Point
15	Reception	2 KHARCHEVNIKOVA	Fault						Serve	2 CHERNENKO	Ace Opp. Error
16						5-8	3	+	Point	TEAM	Point
17			Opp. Error	+		6-8	2		Serve	2 CHERNENKO	Fault
18	Serve	1 ALEXEEVA	Serve	+		6-9	3		Attack	2 CHERNENKO	Success
19			Opp. Error	+		7-9	2		Serve	1 IAROSHEVSKA	Fault
20	Serve	2 KHARCHEVNIKOVA	Serve	+		7-10	3		Attack	2 CHERNENKO	Success
21				+		7-11	4		Serve	2 CHERNENKO	Ace
22				+		7-12	5		Serve	2 CHERNENKO	Ace
23	Attack	1 ALEXEEVA	Fault						Serve	2 CHERNENKO	Serve Opp. Error

SAT 29 JUL 2017
Start Time 8:52 - End Time 9:32
Match Duration: 39min

Play by Play

1st Set

Rally	ALEXEEVA/KHARCHEVNIKOVA (RUS) - ALEXEEVA/KHARCHEV				Lead	Score	Lead	IAROSHEVSKA/CHERNENKO (UKR) - IAROSHEVSKA/CHERNEN			
24						7-13	6	+	Point	TEAM	Point
25				Opp. Error +		8-13	5		Serve	2 CHERNENKO	Fault
26	Serve Dig	1 ALEXEEVA 1 ALEXEEVA	Serve Fault	+		8-14	6		Attack	1 IAROSHEVSKA	Success Opp. Error
27	Attack	1 ALEXEEVA	Success Opp. Error	+		9-14	5		Serve Dig	1 IAROSHEVSKA 2 CHERNENKO	Serve Fault
28	Serve	2 KHARCHEVNIKOVA	Fault	+		9-15	6				Opp. Error
29	Attack	2 KHARCHEVNIKOVA	Fault						Serve	2 CHERNENKO	Serve Opp. Error
30						9-16	7	+	Point	TEAM	Point
31				+		9-17	8		Serve Attack	2 CHERNENKO 1 IAROSHEVSKA	Serve Success
32	Dig	2 KHARCHEVNIKOVA	Fault	+		9-18	9		Serve Attack	2 CHERNENKO 1 IAROSHEVSKA	Serve Success Opp. Error
33				Opp. Error +		10-18	8		Serve	2 CHERNENKO	Fault
34	Serve	1 ALEXEEVA	Serve	+		10-19	9		Attack	1 IAROSHEVSKA	Success
35				Opp. Error +		11-19	8		Serve	1 IAROSHEVSKA	Fault
36	Serve	2 KHARCHEVNIKOVA	Fault	+		11-20	9				Opp. Error
37	Reception	2 KHARCHEVNIKOVA	Fault						Serve	2 CHERNENKO	Ace Opp. Error
38						11-21	10	+	Point	TEAM	Point

2nd Set

Rally	ALEXEEVA/KHARCHEVNIKOVA (RUS)				Lead	Score	Lead	IAROSHEVSKA/CHERNENKO (UKR)			
1	Serve Dig	1 ALEXEEVA 1 ALEXEEVA	Serve Fault	+		0-1	1		Attack	1 IAROSHEVSKA	Success Opp. Error
2	Reception	1 ALEXEEVA	Fault						Serve	2 CHERNENKO	Ace Opp. Error
3						0-2	2	+	Point	TEAM	Point
4				Opp. Error +		1-2	1		Serve	2 CHERNENKO	Fault
5	Serve	2 KHARCHEVNIKOVA	Serve	+		1-3	2		Attack	1 IAROSHEVSKA	Success
6	Attack	1 ALEXEEVA	Success	+		2-3	1		Serve	1 IAROSHEVSKA	Serve
7	Serve	1 ALEXEEVA	Ace Opp. Error						Reception	2 CHERNENKO	Fault
8	Point	TEAM	Point	+		3-3					
9	Serve	1 ALEXEEVA	Serve	+		3-4	1		Attack	1 IAROSHEVSKA	Success

SAT 29 JUL 2017
Start Time 8:52 - End Time 9:32
Match Duration: 39min

Play by Play

2nd Set

Rally	ALEXEEVA/KHARCHEVNIKOVA (RUS) - ALEXEEVA/KHARCHEV				Lead	Score	Lead	IAROSHEVSKA/CHERNENKO (UKR) - IAROSHEVSKA/CHERNEN		
10				+		4-4		Serve	2 CHERNENKO	Serve
11	Serve	2 KHARCHEVNIKOVA	Fault	+		4-5	1			Opp. Error
12	Attack	2 KHARCHEVNIKOVA	Success Opp. Error	+		5-5		Serve Dig	1 IAROSHEVSKA 2 CHERNENKO	Serve Fault
13	Serve Attack	1 ALEXEEVA 1 ALEXEEVA	Serve Success	+	1	6-5				
14	Serve	1 ALEXEEVA	Serve	+		6-6		Attack	1 IAROSHEVSKA	Success
15	Attack	2 KHARCHEVNIKOVA	Success	+	1	7-6		Serve	2 CHERNENKO	Serve
16	Serve	2 KHARCHEVNIKOVA	Ace Opp. Error					Reception	2 CHERNENKO	Fault
17	Point	TEAM	Point	+	2	8-6				
										Time Out
18	Serve Dig	2 KHARCHEVNIKOVA 2 KHARCHEVNIKOVA	Serve Fault	+	1	8-7		Attack	1 IAROSHEVSKA	Success Opp. Error
19	Attack	2 KHARCHEVNIKOVA	Fault					Serve	1 IAROSHEVSKA	Serve Opp. Error
20						8-8		+ Point	TEAM	Point
21	Attack	1 ALEXEEVA	Success	+	1	9-8		Serve	1 IAROSHEVSKA	Serve
22	Serve	1 ALEXEEVA	Serve	+		9-9		Attack	1 IAROSHEVSKA	Success
23	Reception	2 KHARCHEVNIKOVA	Fault					Serve	2 CHERNENKO	Ace Opp. Error
24						9-10	1	+ Point	TEAM	Point
25	Attack	1 ALEXEEVA	Success	+		10-10		Serve	2 CHERNENKO	Serve
26	Serve	2 KHARCHEVNIKOVA	Serve	+		10-11	1	Attack	2 CHERNENKO	Success
27	Attack	2 KHARCHEVNIKOVA	Success	+		11-11		Serve	1 IAROSHEVSKA	Serve
28	Serve	1 ALEXEEVA	Serve	+		11-12	1	Attack	1 IAROSHEVSKA	Success
29	Attack	1 ALEXEEVA	Success	+		12-12		Serve	2 CHERNENKO	Serve
30	Serve	2 KHARCHEVNIKOVA	Serve Opp. Error					Attack	2 CHERNENKO	Fault
31	Point	TEAM	Point	+	1	13-12				
32	Serve Attack	2 KHARCHEVNIKOVA 1 ALEXEEVA	Serve Success	+	2	14-12				
33	Serve Attack	2 KHARCHEVNIKOVA 1 ALEXEEVA	Serve Success	+	3	15-12				
34	Serve Dig	2 KHARCHEVNIKOVA 1 ALEXEEVA	Serve Fault	+	2	15-13		Attack	1 IAROSHEVSKA	Success Opp. Error
35	Attack	1 ALEXEEVA	Success	+	3	16-13		Serve	1 IAROSHEVSKA	Serve

SAT 29 JUL 2017
Start Time 8:52 - End Time 9:32
Match Duration: 39min

Play by Play

2nd Set

Rally	ALEXEEVA/KHARCHEVNIKOVA (RUS) - ALEXEEVA/KHARCHEV				Lead	Score	Lead	IAROSHEVSKA/CHERNENKO (UKR) - IAROSHEVSKA/CHERNEN		
36	Serve Attack	1 ALEXEEVA 1 ALEXEEVA	Serve Fault					Block	1 IAROSHEVSKA	Success
37					2	16-14		+ Point	TEAM	Point
38	Attack	2 KHARCHEVNIKOVA	Success	+	3	17-14		Serve	2 CHERNENKO	Serve
39	Serve Dig	2 KHARCHEVNIKOVA 2 KHARCHEVNIKOVA	Serve Fault	+	2	17-15		Attack	1 IAROSHEVSKA	Success Opp. Error
40				+	1	17-16		Serve Attack	1 IAROSHEVSKA 2 CHERNENKO	Serve Success
41	Attack	1 ALEXEEVA	Success	+	2	18-16		Serve	1 IAROSHEVSKA	Serve
42	Serve Attack	1 ALEXEEVA 1 ALEXEEVA	Serve Success	+	3	19-16				
43	Serve	1 ALEXEEVA	Serve	+	2	19-17		Attack	1 IAROSHEVSKA	Success
44				+	1	19-18		Serve Attack	2 CHERNENKO 2 CHERNENKO	Serve Success
45	Attack	2 KHARCHEVNIKOVA	Fault					Serve	2 CHERNENKO	Serve Opp. Error
46						19-19		+ Point	TEAM	Point
47	Dig	2 KHARCHEVNIKOVA	Fault	+		19-20	1	Serve Attack	2 CHERNENKO 2 CHERNENKO	Serve Success Opp. Error
48	Attack	1 ALEXEEVA	Fault					Serve	2 CHERNENKO	Serve Opp. Error
49						19-21	2	+ Point	TEAM	Point

LEGEND

+ Point scored by team | **Opp.** Opponent | **Sub.** Substitution

SAT 29 JUL 2017
Start Time 8:52 - End Time 9:32
Match Duration 39min

Results
P2

ALEXEEVA/KHARCHEVNIKOVA (RUS) vs IAROSHEVSKA/CHERNENKO (UKR)
0 2

Team	Sets	1	2	Total
ALEXEEVA/KHARCHEVNIKOVA (RUS)	0	11	19	30
IAROSHEVSKA/CHERNENKO (UKR)	2	21	21	42
	Playing Time	12min	25min	37min

First Referee: Elif UYAR **Second Referee:** Aylin TURNAOGLU

TEAM AND PLAYER PERFORMANCES

ALEXEEVA	KHARCHEVNIKOVA	Total	Scoring Skills	Total	IAROSHEVSKA	CHERNENKO
15	16	31	**Serve Attempts**	**41**	**14**	**27**
2	4	6	**Serve Faults**	**7**	**2**	**5**
1	1	2	**Serve Aces**	**6**		**6**
			Fastest Serve			
22	12	34	**Attack Attempts**	**32**	**22**	**10**
14	4	18	**Attack Successes**	**22**	**16**	**6**
			Block Successes	**1**	**1**	
		13	**Opponent Errors**	**26**		
		30	**Total Points**	**42**		
5	4	9	**Dig Successes**	**9**	**6**	**3**

WEATHER CONDITIONS

AIR TEMPERATURE:	°C / °F	HUMIDITY:	%
SAND TEMPERATURE:	°C / °F	CONDITIONS:	
WIND DIRECTION:		BAROMETRIC PRESSURE:	Mb
WIND SPEED:	km/h / mph		

LEGEND
- -
- -
- -
- -
- -

SAT 29 JUL 2017
Start Time 8:50
Field 1

Start List

ALEXEEVA/KHARCHEVNIKOVA (RUS) vs IAROSHEVSKA/CHERNENKO (UKR)

P1

First Referee: Elif UYAR

Second Referee: Aylin TURNAOGLU

ALEXEEVA/KHARCHEVNIKOVA (RUS) Top: Red - Shorts:			IAROSHEVSKA/CHERNENKO (UKR) Top: Black - Shorts:		
1	ALEXEEVA Elizaveta	-	1	IAROSHEVSKA Yuliia	-
2	KHARCHEVNIKOVA Elena Petrovn	-	2	CHERNENKO Yuliia	-

LEGEND
(c) Captain

THU 27 JUL 2017
Start Time 9:52 - End Time 10:22
Match Duration 30min

Results
P2

STEINBACH/STEINBACH (GER) vs LYAZINA/ELIZOVA (RUS)
0 2

Team	Sets	1	2	Total
STEINBACH/STEINBACH (GER)	0	16	10	26
LYAZINA/ELIZOVA (RUS)	2	21	21	42
	Playing Time	14min	13min	28min

First Referee: Kaya ERDEM (TUR) **Second Referee:** Leyla DEMIRKAN

TEAM AND PLAYER PERFORMANCES

STEINBACH	STEINBACH	Total	Scoring Skills	Total	LYAZINA	ELIZOVA
17	11	28	**Serve Attempts**	**40**	**25**	**15**
			Serve Faults	**6**	**3**	**3**
2	1	3	**Serve Aces**	**5**	**3**	**2**
			Fastest Serve			
16	10	26	**Attack Attempts**	**41**	**17**	**24**
7	2	9	**Attack Successes**	**27**	**11**	**16**
	1	1	**Block Successes**			
		15	**Opponent Errors**	**15**		
		26	**Total Points**	**42**		
4	2	6	**Dig Successes**	**12**	**6**	**6**

WEATHER CONDITIONS

AIR TEMPERATURE:	°C / °F	HUMIDITY:	%
SAND TEMPERATURE:	°C / °F	CONDITIONS:	
WIND DIRECTION:		BAROMETRIC PRESSURE:	Mb
WIND SPEED:	km/h / mph		

LEGEND
- -
- -
- -
- -
- -

THU 27 JUL 2017
Start Time 9:40
Field 1

Start List

STEINBACH/STEINBACH (GER) vs LYAZINA/ELIZOVA (RUS)

P1

First Referee: Kaya ERDEM (TUR)

Second Referee: Leyla DEMIRKAN

STEINBACH/STEINBACH (GER) Top: Black - Shorts:			LYAZINA/ELIZOVA (RUS) Top: Red - Shorts:		
1	STEINBACH Nelly	-	1	LYAZINA Anastasiya	-
2	STEINBACH Peggy	-	2	ELIZOVA Iuliia Vitalyevna	-

LEGEND
(c) Captain

THU 27 JUL 2017
Start Time 15:49 - End Time 16:36
Match Duration 46min

Results
P2

ALEKNAVICIUTE/MILKINTAITE (LTU) vs ALEXEEVA/KHARCHEVNIKOVA (RUS)
2 1

Team	Sets	1	2	3	Total
ALEKNAVICIUTE/MILKINTAITE (LTU)	2	21	18	15	54
ALEXEEVA/KHARCHEVNIKOVA (RUS)	1	15	21	7	43
	Playing Time	15min	18min	9min	43min

First Referee: Mahmut GUNGOR **Second Referee:** Kaya ERDEM (TUR)

TEAM AND PLAYER PERFORMANCES

ALEKNAVICIUTE	MILKINTAITE	Total	Scoring Skills	Total	ALEXEEVA	KHARCHEVNIKOVA
27	26	53	**Serve Attempts**	**44**	**22**	**22**
4	4	8	**Serve Faults**	**5**	**3**	**2**
8	8	16	**Serve Aces**	**9**	**4**	**5**
			Fastest Serve			
19	24	43	**Attack Attempts**	**37**	**21**	**16**
13	9	22	**Attack Successes**	**17**	**11**	**6**
			Block Successes			
		33	**Opponent Errors**	**29**		
		54	**Total Points**	**43**		
5	6	11	**Dig Successes**	**16**	**9**	**7**

WEATHER CONDITIONS

AIR TEMPERATURE:	°C / °F	HUMIDITY:	%
SAND TEMPERATURE:	°C / °F	CONDITIONS:	
WIND DIRECTION:		BAROMETRIC PRESSURE:	Mb
WIND SPEED:	km/h / mph		

LEGEND
- -
- -
- -
- -
- -

THU 27 JUL 2017
Start Time 15:50
Field 1

Start List

ALEKNAVICIUTE/MILKINTAITE (LTU) vs ALEXEEVA/KHARCHEVNIKOVA (RUS)

P1

First Referee: Mahmut GUNGOR

Second Referee: Kaya ERDEM (TUR)

ALEKNAVICIUTE/MILKINTAITE (LTU)
Top: Fuchsia - Shorts:

1	ALEKNAVICIUTE Birute	-
2	MILKINTAITE Ingrida	-

ALEXEEVA/KHARCHEVNIKOVA (RUS)
Top: Red - Shorts:

1	ALEXEEVA Elizaveta	-
2	KHARCHEVNIKOVA Elena Petrovn	-

LEGEND
(c) Captain

WED 26 JUL 2017
Start Time 16:55 - End Time 17:26
Match Duration 31min

Results
P2

LYAZINA/ELIZOVA (RUS) vs VOTIPKOVA/ZIDKOVA (CZE)
2 0

Team	Sets	1	2	Total
LYAZINA/ELIZOVA (RUS)	2	21	21	42
VOTIPKOVA/ZIDKOVA (CZE)	0	8	14	22
	Playing Time	13min	16min	29min

First Referee: Leyla DEMIRKAN **Second Referee:** Aylin TURNAOGLU

TEAM AND PLAYER PERFORMANCES

LYAZINA	ELIZOVA	Total	Scoring Skills	Total	VOTIPKOVA	ZIDKOVA
24	17	41	**Serve Attempts**	**23**	**14**	**9**
4	3	7	**Serve Faults**	**4**		**4**
3	2	5	**Serve Aces**	**2**	**1**	**1**
			Fastest Serve			
11	19	30	**Attack Attempts**	**38**	**10**	**28**
6	10	16	**Attack Successes**	**9**	**3**	**6**
			Block Successes			
		25	**Opponent Errors**	**18**		
		42	**Total Points**	**22**		
8	10	18	**Dig Successes**	**11**	**7**	**4**

WEATHER CONDITIONS

AIR TEMPERATURE:	°C / °F	HUMIDITY:	%
SAND TEMPERATURE:	°C / °F	CONDITIONS:	
WIND DIRECTION:		BAROMETRIC PRESSURE:	Mb
WIND SPEED:	km/h / mph		

LEGEND
- -
- -
- -
- -
- -

WED 26 JUL 2017
Start Time 16:40
Field 2

Start List

LYAZINA/ELIZOVA (RUS) vs VOTIPKOVA/ZIDKOVA (CZE)

P1

First Referee: Leyla DEMIRKAN

Second Referee: Aylin TURNAOGLU

LYAZINA/ELIZOVA (RUS)
Top: Black - Shorts:

1	LYAZINA Anastasiya	-
2	ELIZOVA Iuliia Vitalyevna	-

VOTIPKOVA/ZIDKOVA (CZE)
Top: Red - Shorts:

1	VOTIPKOVA Ivana	-
2	ZIDKOVA Oldriska	-

LEGEND
(c) Captain

WED 26 JUL 2017
Start Time 9:42 - End Time 10:12
Match Duration 29min

Results
P2

ALEXEEVA/KHARCHEVNIKOVA (RUS) vs STEINBACH/STEINBACH (GER)
2 0

Team	Sets	1	2	Total
ALEXEEVA/KHARCHEVNIKOVA (RUS)	2	21	21	42
STEINBACH/STEINBACH (GER)	0	10	14	24
	Playing Time	13min	15min	28min

First Refere Aylin TURNAOGLU **Second Refere** Sukran SAKALLIOGLU

TEAM AND PLAYER PERFORMANCES

ALEXEEVA	KHARCHEVNIKOVA	Total	Scoring Skills	Total	STEINBACH	STEINBACH
23	18	41	**Serve Attempts**	**25**	**14**	**11**
4	2	6	**Serve Faults**	**10**	**5**	**5**
3	2	5	**Serve Aces**			
			Fastest Serve			
12	13	25	**Attack Attempt**	**38**	**22**	**16**
9	5	14	**Attack Succes**	**12**	**8**	**4**
	3	3	**Block Success**			
		24	**Opponent Erro**	**14**		
		42	**Total Points**	**24**		
7	6	13	**Dig Successes**			

WEATHER CONDITIONS

AIR TEMPERATURE:	°C / °F	HUMIDITY:	%
SAND TEMPERATURE:	°C / °F	CONDITIONS:	
WIND DIRECTION:		BAROMETRIC PRESSURE:	Mb
WIND SPEED:	km/h / mph		

LEGEND
- -
- -
- -
- -
- -

WED 26 JUL 2017
Start Time 9:40
Field 2

Start List

ALEXEEVA/KHARCHEVNIKOVA (RUS) vs STEINBACH/STEINBACH (GER)

P1

First Refere Aylin TURNAOGLU

Second Refere Sukran SAKALLIOGLU

ALEXEEVA/KHARCHEVNIKOVA (RUS)
Top: Black - Shorts:

1	ALEXEEVA Elizaveta	-
2	KHARCHEVNIKOVA Elena P	-

STEINBACH/STEINBACH (GER)
Top: Red - Shorts:

1	STEINBACH Nelly	-
2	STEINBACH Peggy	-

LEGEND
(c) Captain

WED 26 JUL 2017
Start Time 10:27 - End Time 11:07
Match Duration 39min

Results
P2

ZATYLKINA/RYLOVA (UKR) vs LYAZINA/ELIZOVA (RUS)
2 0

Team	Sets	1	2	Total
ZATYLKINA/RYLOVA (UKR)	2	21	21	42
LYAZINA/ELIZOVA (RUS)	0	16	17	33
	Playing Time	17min	19min	37min

First Referee: Leyla DEMIRKAN **Second Referee:** Aylin TURNAOGLU

TEAM AND PLAYER PERFORMANCES

ZATYLKINA	RYLOVA	Total	Scoring Skills	Total	LYAZINA	ELIZOVA
18	21	39	**Serve Attempts**	**36**	**19**	**17**
3	3	6	**Serve Faults**	**6**	**4**	**2**
2		2	**Serve Aces**	**1**		**1**
			Fastest Serve			
35	10	45	**Attack Attempts**	**36**	**6**	**30**
23	6	29	**Attack Successes**	**17**	**3**	**14**
			Block Successes	**1**	**1**	
		21	**Opponent Errors**	**16**		
		42	**Total Points**	**33**		
11	2	13	**Dig Successes**	**12**	**6**	**6**

WEATHER CONDITIONS

AIR TEMPERATURE:	°C / °F	HUMIDITY:	%
SAND TEMPERATURE:	°C / °F	CONDITIONS:	
WIND DIRECTION:		BAROMETRIC PRESSURE:	Mb
WIND SPEED:	km/h / mph		

LEGEND
- -
- -
- -
- -
- -

WED 26 JUL 2017
Start Time 10:30
Field 2

Start List

ZATYLKINA/RYLOVA (UKR) vs LYAZINA/ELIZOVA (RUS)

P1

First Referee: Leyla DEMIRKAN

Second Referee: Aylin TURNAOGLU

ZATYLKINA/RYLOVA (UKR) Top: Black - Shorts:			LYAZINA/ELIZOVA (RUS) Top: Red - Shorts:		
1	ZATYLKINA Anna	-	1	LYAZINA Anastasiya	-
2	RYLOVA Raisa	-	2	ELIZOVA Iuliia Vitalyevna	-

LEGEND
(c) Captain

TUE 25 JUL 2017
Start Time 11:21 - End Time 11:49
Match Duration 28min

Results
P2

ALEXEEVA/KHARCHEVNIKOVA (RUS) vs SANDOVAL/SEGOVIANO (MEX)
2 0

Team	Sets	1	2	Total
ALEXEEVA/KHARCHEVNIKOVA (RUS)	2	21	21	42
SANDOVAL/SEGOVIANO (MEX)	0	13	7	20
	Playing Time	14min	12min	27min

First Refere Omer ASIKOGLU **Second Refere** Leyla DEMIRKAN

TEAM AND PLAYER PERFORMANCES

ALEXEEVA	KHARCHEVNIKOVA	Total	Scoring Skills	Total	SEGOVIANO	SANDOVAL
25	16	41	**Serve Attempts**	**21**	**11**	**10**
4	2	6	**Serve Faults**	**3**	**1**	**2**
4	4	8	**Serve Aces**	**2**	**2**	
			Fastest Serve			
21	7	28	**Attack Attempt**	**24**	**8**	**16**
17	3	20	**Attack Succes**	**6**	**1**	**5**
			Block Success			
		25	**Opponent Erro**	**16**		
		42	**Total Points**	**20**		
13	3	16	**Dig Successes**			

WEATHER CONDITIONS

AIR TEMPERATURE:	°C / °F	HUMIDITY:	%
SAND TEMPERATURE:	°C / °F	CONDITIONS:	
WIND DIRECTION:		BAROMETRIC PRESSURE:	Mb
WIND SPEED:	km/h / mph		

LEGEND
- -
- -
- -
- -
- -

TUE 25 JUL 2017
Start Time 11:20
Field 2

Start List

ALEXEEVA/KHARCHEVNIKOVA (RUS) vs SANDOVAL/SEGOVIANO (MEX)

P1

First Refere Omer ASIKOGLU

Second Refere Leyla DEMIRKAN

ALEXEEVA/KHARCHEVNIKOVA (RUS)
Top: Blue - Shorts:

1	ALEXEEVA Elizaveta	-
2	KHARCHEVNIKOVA Elena P	-

SANDOVAL/SEGOVIANO (MEX)
Top: Green - Shorts:

1	SEGOVIANO Erika	-
2	SANDOVAL Ana Rosa	-

LEGEND
(c) Captain

TUE 25 JUL 2017
Start Time 10:32 - End Time 10:56
Match Duration 24min

Results
P2

LYAZINA/ELIZOVA (RUS) vs TISZA/MATTYASOVSZKY (HUN)
2 0

Team	Sets	1	2	Total
LYAZINA/ELIZOVA (RUS)	2	21	21	42
TISZA/MATTYASOVSZKY (HUN)	0	6	8	14
	Playing Time	10min	12min	22min

First Refere Leyla DEMIRKAN **Second Refere** Omer ASIKOGLU

TEAM AND PLAYER PERFORMANCES

LYAZINA	ELIZOVA	Total	Scoring Skills	Total	TISZA	MATTYASOVSZKY
16	25	41	**Serve Attempts**	**15**	**10**	**5**
4	3	7	**Serve Faults**	**1**		**1**
7	7	14	**Serve Aces**	**1**	**1**	
			Fastest Serve			
7	16	23	**Attack Attempt**	**12**	**5**	**7**
5	11	16	**Attack Succes**	**1**	**1**	
			Block Success			
		27	**Opponent Erro**	**13**		
		42	**Total Points**	**14**		
6	7	13	**Dig Successes**			

WEATHER CONDITIONS

AIR TEMPERATURE:	°C / °F	HUMIDITY:	%
SAND TEMPERATURE:	°C / °F	CONDITIONS:	
WIND DIRECTION:		BAROMETRIC PRESSURE:	Mb
WIND SPEED:	km/h / mph		

LEGEND
- -
- -
- -
- -
- -

TUE 25 JUL 2017
Start Time 10:30
Field 2

Start List

LYAZINA/ELIZOVA (RUS) vs TISZA/MATTYASOVSZKY (HUN)

P1

First Refere Leyla DEMIRKAN

Second Refere Omer ASIKOGLU

LYAZINA/ELIZOVA (RUS)
Top: Black - Shorts:

1	LYAZINA Anastasiya	-
2	ELIZOVA Iuliia Vitalyevna	-

TISZA/MATTYASOVSZKY (HUN)
Top: Red - Shorts:

1	TISZA Viktoria	-
2	MATTYASOVSZKY Lucia	-

LEGEND
(c) Captain

Results Table - Preliminary Round
B4

Group A

Date	Time	Match	Team 1	NOC Code	Team 2	NOC Code	Score	Match Duration
THU 20 JUL 2017	08:50	2	**ALEKNAVICIUTE/MILKINTAITE**	LTU	ALEXEEVA/KHARCHEVNIKOVA	RUS	2-0 (21:14, 21:16)	31min
THU 20 JUL 2017	15:50	11	AGGREY/AMOAH	GHA	**CORDERO/PEREZ**	VEN	0-2 (0:21, 0:21)	
FRI 21 JUL 2017	10:30	24	**ALEXEEVA/KHARCHEVNIKOVA**	RUS	CORDERO/PEREZ	VEN	2-0 (21:6, 21:10)	23min
FRI 21 JUL 2017	17:30	33	**ALEKNAVICIUTE/MILKINTAITE**	LTU	AGGREY/AMOAH	GHA	2-0 (21:0, 21:0)	
SAT 22 JUL 2017	08:50	38	AGGREY/AMOAH	GHA	**ALEXEEVA/KHARCHEVNIKOVA**	RUS	0-2 (0:21, 0:21)	
SAT 22 JUL 2017	15:50	47	CORDERO/PEREZ	VEN	**ALEKNAVICIUTE/MILKINTAITE**	LTU	0-2 (4:21, 8:21)	29min

Rank	Team		Matches				Sets			Points		
			Points	Played	Won	Lost	Won	Lost	Ratio	Won	Lost	Ratio
1	**ALEKNAVICIUTE/MILKINTAITE**	LTU	6	2	3	0	6	0	MAX	84	42	2.000
2	**ALEXEEVA/KHARCHEVNIKOVA**	RUS	5	2	2	1	4	2	2.000	72	58	1.241
3	**CORDERO/PEREZ**	VEN	4	2	1	2	2	4	0.500	28	84	0.333
	AGGREY/AMOAH	GHA										

Group B

Date	Time	Match	Team 1	NOC Code	Team 2	NOC Code	Score	Match Duration
THU 20 JUL 2017	09:40	4	**LYAZINA/ELIZOVA**	RUS	RAGUTT/LANGE	GER	2-0 (21:6, 21:7)	24min
THU 20 JUL 2017	16:40	13	MENSAH/YABUKU	GHA	**YAROSHEVSKA/CHERNENKO**	UKR	0-2 (0:21, 0:21)	
FRI 21 JUL 2017	11:20	26	RAGUTT/LANGE	GER	**YAROSHEVSKA/CHERNENKO**	UKR	0-2 (9:21, 6:21)	26min
FRI 21 JUL 2017	18:20	35	**LYAZINA/ELIZOVA**	RUS	MENSAH/YABUKU	GHA	2-0 (21:0, 21:0)	
SAT 22 JUL 2017	09:40	40	MENSAH/YABUKU	GHA	**RAGUTT/LANGE**	GER	0-2 (0:21, 0:21)	
SAT 22 JUL 2017	16:40	49	**YAROSHEVSKA/CHERNENKO**	UKR	LYAZINA/ELIZOVA	RUS	2-0 (21:17, 21:16)	40min

Rank	Team		Matches				Sets			Points		
			Points	Played	Won	Lost	Won	Lost	Ratio	Won	Lost	Ratio
1	**YAROSHEVSKA/CHERNENKO**	UKR	6	2	3	0	4	0	MAX	84	48	1.750
2	**LYAZINA/ELIZOVA**	RUS	5	2	2	1	4	2	2.000	75	55	1.364
3	**RAGUTT/LANGE**	GER	4	2	1	2	2	4	0.500	28	84	0.333
	MENSAH/YABUKU	GHA										

Group C

Date	Time	Match	Team 1	NOC Code	Team 2	NOC Code	Score	Match Duration
THU 20 JUL 2017	10:30	6	BARTZAI/BERETI	GRE	**ZATYLKINA/RYLOVA**	UKR	0-2 (8:21, 11:21)	29min
THU 20 JUL 2017	17:30	15	PAY/CAL	TUR	**SANDOVAL/SEGOVIANO**	MEX	0-2 (7:21, 6:21)	26min
FRI 21 JUL 2017	08:50	20	**ZATYLKINA/RYLOVA**	UKR	PAY/CAL	TUR	2-0 (21:1, 21:2)	20min
FRI 21 JUL 2017	15:50	29	**VOTIPKOVA/ZIDKOVA**	CZE	BARTZAI/BERETI	GRE	2-0 (21:11, 21:9)	29min
SAT 22 JUL 2017	10:30	42	PAY/CAL	TUR	**VOTIPKOVA/ZIDKOVA**	CZE	0-2 (5:21, 1:21)	21min
SAT 22 JUL 2017	17:30	51	SANDOVAL/SEGOVIANO	MEX	**ZATYLKINA/RYLOVA**	UKR	0-2 (8:21, 9:21)	29min
SUN 23 JUL 2017	08:50	55	**VOTIPKOVA/ZIDKOVA**	CZE	SANDOVAL/SEGOVIANO	MEX	2-0 (21:15, 21:10)	29min
SUN 23 JUL 2017	09:40	57	**BARTZAI/BERETI**	GRE	PAY/CAL	TUR	2-0 (21:12, 21:17)	32min
SUN 23 JUL 2017	15:50	61	**SANDOVAL/SEGOVIANO**	MEX	BARTZAI/BERETI	GRE	2-0 (21:16, 21:9)	36min
SUN 23 JUL 2017	16:40	63	**ZATYLKINA/RYLOVA**	UKR	VOTIPKOVA/ZIDKOVA	CZE	2-0 (21:11, 21:5)	29min

Rank	Team		Matches				Sets			Points		
			Points	Played	Won	Lost	Won	Lost	Ratio	Won	Lost	Ratio
1	**ZATYLKINA/RYLOVA**	UKR	8	4	4	0	8	0	MAX	168	55	3.055
2	**VOTIPKOVA/ZIDKOVA**	CZE	7	4	3	1	6	2	3.000	142	93	1.527
3	**SANDOVAL/SEGOVIANO**	MEX	6	4	2	2	4	4	1.000	126	122	1.033
4	**BARTZAI/BERETI**	GRE	5	4	1	3	2	6	0.333	106	155	0.684
5	**PAY/CAL**	TUR	4	4	0	4	0	8	0.000	51	168	0.304

Results Table - Preliminary Round
B4

Group D

Date	Time	Match	Team 1	NOC Code	Team 2	NOC Code	Score	Match Duration
THU 20 JUL 2017	11:20	8	**STEINBACH/STEINBACH**	GER	YALNIZ/CELEP	TUR	2-0 (21:7, 21:4)	22min
THU 20 JUL 2017	18:20	17	TISZA/MATTYASOVSZKY	HUN	**PASHKOUSKAYA/HRES**	BLR	0-2 (14:21, 13:21)	30min
FRI 21 JUL 2017	09:40	22	YALNIZ/CELEP	TUR	**PASHKOUSKAYA/HRES**	BLR	0-2 (5:21, 10:21)	24min
FRI 21 JUL 2017	16:40	31	**STEINBACH/STEINBACH**	GER	TISZA/MATTYASOVSZKY	HUN	2-0 (21:6, 21:9)	25min
SAT 22 JUL 2017	11:20	44	**TISZA/MATTYASOVSZKY**	HUN	YALNIZ/CELEP	TUR	2-0 (21:15, 21:9)	26min
SAT 22 JUL 2017	18:20	53	PASHKOUSKAYA/HRES	BLR	**STEINBACH/STEINBACH**	GER	0-2 (16:21, 10:21)	33min

Rank	Team		Matches				Sets			Points		
			Points	Played	Won	Lost	Won	Lost	Ratio	Won	Lost	Ratio
1	**STEINBACH/STEINBACH**	GER	6	3	3	0	6	0	MAX	126	52	2.423
2	**PASHKOUSKAYA/HRES**	BLR	5	3	2	1	4	2	2.000	110	84	1.310
3	**TISZA/MATTYASOVSZKY**	HUN	4	3	1	2	2	4	0.500	84	108	0.778
4	**YALNIZ/CELEP**	TUR	3	3	0	3	0	6	0.000	50	126	0.397

THU 20 JUL 2017
Start Time 8:56 - End Time 9:28
Match Duration 31min

Results
P2

ALEKNAVICIUTE/MILKINTAITE (LTU) vs ALEXEEVA/KHARCHEVNIKOVA (RUS)
2 0

Team	Sets	1	2	Total
ALEKNAVICIUTE/MILKINTAITE (LTU)	2	21	21	42
ALEXEEVA/KHARCHEVNIKOVA (RUS)	0	14	16	30
	Playing Time	14min	15min	30min

First Refere Mahmut GUNGOR **Second Refere** Sukran SAKALLIOGLU

TEAM AND PLAYER PERFORMANCES

ALEKNAVICIUTE	MILKINTAITE	Total	Scoring Skills	Total	ALEXEEVA	KHARCHEVNIKOVA
27	10	37	**Serve Attempts**	**35**	**22**	**13**
7	1	8	**Serve Faults**	**8**	**4**	**4**
8	4	12	**Serve Aces**	**15**	**10**	**5**
			Fastest Serve			
7	4	11	**Attack Attempt**	**15**	**10**	**5**
5	2	7	**Attack Succes**	**8**	**5**	**3**
			Block Success			
		20	**Opponent Erro**	**19**		
		42	**Total Points**	**30**		
			Dig Successes			

WEATHER CONDITIONS

AIR TEMPERATURE:	°C / °F	HUMIDITY:	%
SAND TEMPERATURE:	°C / °F	CONDITIONS:	
WIND DIRECTION:		BAROMETRIC PRESSURE:	Mb
WIND SPEED:	km/h / mph		

LEGEND
- -
- -
- -
- -
- -

THU 20 JUL 2017
Start Time 8:50
Field 2

Start List

ALEKNAVICIUTE/MILKINTAITE (LTU) vs ALEXEEVA/KHARCHEVNIKOVA (RUS)

P1

First Refere Mahmut GUNGOR

Second Refere Sukran SAKALLIOGLU

ALEKNAVICIUTE/MILKINTAITE (LTU)
Top: Black - Shorts:

1	ALEKNAVICIUTE Birute	-
2	MILKINTAITE Ingrida	-

ALEXEEVA/KHARCHEVNIKOVA (RUS)
Top: White - Shorts:

1	ALEXEEVA Elizaveta	-
2	KHARCHEVNIKOVA Elena P	-

LEGEND
(c) Captain

FRI 21 JUL 2017
Start Time 10:33 - End Time 10:56
Match Duration 23min

Results
P2

ALEXEEVA/KHARCHEVNIKOVA (RUS) vs CORDERO/PEREZ (VEN)
2 0

Team	Sets	1	2	Total
ALEXEEVA/KHARCHEVNIKOVA (RUS)	2	21	21	42
CORDERO/PEREZ (VEN)	0	6	10	16
	Playing Time	10min	10min	21min

First Refere Mahmut GUNGOR **Second Refere** Omer ASIKOGLU

TEAM AND PLAYER PERFORMANCES

ALEXEEVA	KHARCHEVNIKOVA	Total	Scoring Skills	Total	CORDERO	PEREZ
11	30	41	**Serve Attempts**	**16**	**10**	**6**
3	5	8	**Serve Faults**	**5**	**1**	**4**
3	15	18	**Serve Aces**	**4**	**3**	**1**
			Fastest Serve			
11	1	12	**Attack Attempt**	**9**	**5**	**4**
9	1	10	**Attack Succes**	**2**		**2**
			Block Success			
		23	**Opponent Erro**	**12**		
		42	**Total Points**	**16**		
			Dig Successes			

WEATHER CONDITIONS

AIR TEMPERATURE:	°C / °F	HUMIDITY:	%
SAND TEMPERATURE:	°C / °F	CONDITIONS:	
WIND DIRECTION:		BAROMETRIC PRESSURE:	Mb
WIND SPEED:	km/h / mph		

LEGEND
- -
- -
- -
- -
- -

FRI 21 JUL 2017
Start Time 10:30
Field 2

Start List

ALEXEEVA/KHARCHEVNIKOVA (RUS) vs CORDERO/PEREZ (VEN)

P1

First Refere Mahmut GUNGOR

Second Refere Omer ASIKOGLU

ALEXEEVA/KHARCHEVNIKOVA (RUS)
Top: Black - Shorts:

1	ALEXEEVA Elizaveta	-
2	KHARCHEVNIKOVA Elena P	-

CORDERO/PEREZ (VEN)
Top: White - Shorts:

1	CORDERO Carmen Cecilia	-
2	PEREZ Anyelis	-

LEGEND
(c) Captain

MON 1 JAN 1900
Start Time 0:00

Results
P2

AGGREY/AMOAH (GHA) vs ALEXEEVA/KHARCHEVNIKOVA (RUS)
0 2

Team	Sets	Total
AGGREY/AMOAH (GHA)	0	0
ALEXEEVA/KHARCHEVNIKOVA (RUS)	2	0
	Playing Time	

First Refere Yasin ILHAN **Second Refere** Leyla DEMIRKAN

TEAM AND PLAYER PERFORMANCES

A1	A2	Total	Scoring Skills	Total	B1	B2
			Serve Attempts			
			Serve Faults			
			Serve Aces			
			Attack Attempt			
			Attack Succes			
			Block Success			
			Opponent Erro			
			Total Points			
			Dig Successes			

WEATHER CONDITIONS

AIR TEMPERATURE:	°C / °F	HUMIDITY:	%
SAND TEMPERATURE:	°C / °F	CONDITIONS:	
WIND DIRECTION:		BAROMETRIC PRESSURE:	Mb
WIND SPEED:	km/h / mph		

LEGEND
- -
- -
- -
- -
- -

THU 20 JUL 2017
Start Time 9:46 - End Time 10:10
Match Duration 24min

Results
P2

LYAZINA/ELIZOVA (RUS) vs RAGUTT/LANGE (GER)
2 0

Team	Sets	1	2	Total
LYAZINA/ELIZOVA (RUS)	2	21	21	42
RAGUTT/LANGE (GER)	0	6	7	13
	Playing Time	10min	11min	22min

First Refere Mahmut GUNGOR **Second Refere** Sukran SAKALLIOGLU

TEAM AND PLAYER PERFORMANCES

LYAZINA	ELIZOVA	Total	Scoring Skills	Total	RAGUTT	LANGE
15	26	41	**Serve Attempts**	**14**	**8**	**6**
3	2	5	**Serve Faults**	**6**	**3**	**3**
5	9	14	**Serve Aces**	**1**		**1**
			Fastest Serve			
10	7	17	**Attack Attempt**	**18**	**8**	**10**
5	5	10	**Attack Succes**	**4**	**3**	**1**
			Block Success			
		25	**Opponent Erro**	**12**		
		42	**Total Points**	**13**		
4	1	5	**Dig Successes**			

WEATHER CONDITIONS

AIR TEMPERATURE:	°C / °F	HUMIDITY:	%
SAND TEMPERATURE:	°C / °F	CONDITIONS:	
WIND DIRECTION:		BAROMETRIC PRESSURE:	Mb
WIND SPEED:	km/h / mph		

LEGEND
- -
- -
- -
- -
- -

THU 20 JUL 2017
Start Time 9:40
Field 2

Start List

LYAZINA/ELIZOVA (RUS) vs RAGUTT/LANGE (GER)

P1

First Referee: Yasin ILHAN

Second Referee: Leyla DEMIRKAN

LYAZINA/ELIZOVA (RUS) Top: Black - Shorts:			RAGUTT/LANGE (GER) Top: White - Shorts:		
1	LYAZINA Anastasiya	-	1	RAGUTT Inga	-
2	ELIZOVA Iuliia Vitalyevna	-	2	LANGE Lina	-

LEGEND
(c) Captain

MON 1 JAN 1900
Start Time 0:00

Results
P2

LYAZINA/ELIZOVA (RUS) vs MENSAH/YABUKU (GHA)

2 **0**

(Forfait)

Team	Sets	Total
LYAZINA/ELIZOVA (RUS)	2	0
MENSAH/YABUKU (GHA)	0	0
	Playing Time	

TEAM AND PLAYER PERFORMANCES

LYAZINA	ELIZOVA	Total	Scoring Skills	Total	MENSAH	YABUKU
			Serve Attempts			
			Serve Faults			
			Serve Aces			
			Fastest Serve			
			Attack Attempt			
			Attack Succes			
			Block Success			
			Opponent Erro			
			Total Points			
			Dig Successes			

WEATHER CONDITIONS			
AIR TEMPERATURE:	°C / °F	HUMIDITY:	%
SAND TEMPERATURE:	°C / °F	CONDITIONS:	
WIND DIRECTION:		BAROMETRIC PRESSURE:	Mb
WIND SPEED:	km/h / mph		

LEGEND

- -
- -
- -
- -
- -

FRI 21 JUL 2017
Start Time 18:20
Field 2

Start List

LYAZINA/ELIZOVA (RUS) vs MENSAH/YABUKU (GHA)

P1

LYAZINA/ELIZOVA (RUS) Top: Black - Shorts:			MENSAH/YABUKU (GHA) Top: White - Shorts:		
1	LYAZINA Anastasiya	-	1	MENSAH Sarah	-
2	ELIZOVA Iuliia Vitalyevna	-	2	YABUKU Azumi	-

LEGEND
(c) Captain

SAT 22 JUL 2017
Start Time 16:40 - End Time 17:20
Match Duration 40min

Results
P2

YAROSHEVSKA/CHERNENKO (UKR) vs LYAZINA/ELIZOVA (RUS)
2 0

Team	Sets	1	2	Total
YAROSHEVSKA/CHERNENKO (UKR)	2	21	21	42
LYAZINA/ELIZOVA (RUS)	0	17	16	33
	Playing Time	19min	19min	38min

First Refere Aylin TURNAOGLU **Second Refere** Sevilay ERDEM

TEAM AND PLAYER PERFORMANCES

YAROSHEVSKA	CHERNENKO	Total	Scoring Skills	Total	LYAZINA	ELIZOVA
17	23	40	**Serve Attempts**	**35**	**20**	**15**
5	2	7	**Serve Faults**	**6**	**4**	**2**
	2	2	**Serve Aces**	**1**	**1**	
			Fastest Serve			
26	16	42	**Attack Attempt**	**45**	**17**	**28**
13	9	22	**Attack Succes**	**17**	**10**	**7**
			Block Success			
		24	**Opponent Erro**	**18**		
		42	**Total Points**	**33**		
9	12	21	**Dig Successes**			

WEATHER CONDITIONS

AIR TEMPERATURE:	°C / °F	HUMIDITY:	%
SAND TEMPERATURE:	°C / °F	CONDITIONS:	
WIND DIRECTION:		BAROMETRIC PRESSURE:	Mb
WIND SPEED:	km/h / mph		

LEGEND
- -
- -
- -
- -
- -

SAT 22 JUL 2017
Start Time 16:40
Field 2

Start List

YAROSHEVSKA/CHERNENKO (UKR) vs LYAZINA/ELIZOVA (RUS)

P1

First Refere Aylin TURNAOGLU

Second Refere Sevilay ERDEM

YAROSHEVSKA/CHERNENKO (UKR) **Top: Black - Shorts:**			LYAZINA/ELIZOVA (RUS) **Top: White - Shorts:**		
1	YAROSHEVSKA Yuliia	-	1	LYAZINA Anastasiya	-
2	CHERNENKO Yuliia	-	2	ELIZOVA Iuliia Vitalyevna	-

LEGEND
(c) Captain

Medallists

As of TUE 1 AUG 2017 at 16:03

Medal	NOC	Name
GOLD	UKR - Ukraine	**TSAPKALENO/KOSHKAROV** 1 TSAPKALENO Mykola 2 KOSHKAROV Anton
SILVER	UKR - Ukraine	**DONCHENKO/TARASOV** 1 DONCHENKO Dmytro 2 TARASOV Serhii
BRONZE	RUS - Russia	**DAYANOV/SELYUTIN** 1 DAYANOV Rushan A. 2 SELYUTIN Maxim Nikolaevich

Final Standings

As of SAT 29 JUL 2017 at 12:15

B4

Rank	Team	NOC Code	Medal
1	TSAPKALENO/KOSHKAROV	UKR	Gold
1	TSAPKALENO/KOSHKAROV	UKR	Gold
2	DONCHENKO/TARASOV	UKR	Silver
3	DAYANOV/SELYUTIN	RUS	Bronze
4	KIRILLOV/AFANASYEV	RUS	
5	SUDY/PAEHLER	GER	
6	FRANZ/TEMPLIN	GER	
7	ZIDEK/BOCEK	CZE	
8	DRABENOK/LITVINKA	BLR	
9	IMAI/SEI	JPN	
9	SEGOVIANO/FLORES	MEX	
9	ORZEL/CZAPLICKI	POL	
9	SEPP/OPIK	EST	
13	NETO/DALE COUTO	BRA	
13	AIDOO/AMOAKWA	GHA	
13	KARKANI/KESHAVARZ	IRI	
13	METIN/CIFTICI	TUR	
13	LUSZCZEWSKI/PATOLA	POL	
13	NETO/DALE COUTO	BRA	
13	OKATAN/TEKIN	TUR	
13	TAKEMURA/AMO	JPN	
13	KARALIS/KOUREMENOS	GRE	
13	KURZMANN/GRATH	AUT	
23	KONE/AWOTINE	GHA	

Results Table - Final Round

P4



Report Created TUE 25 JUL 2017 09:54

Results Table - Final Round

P4

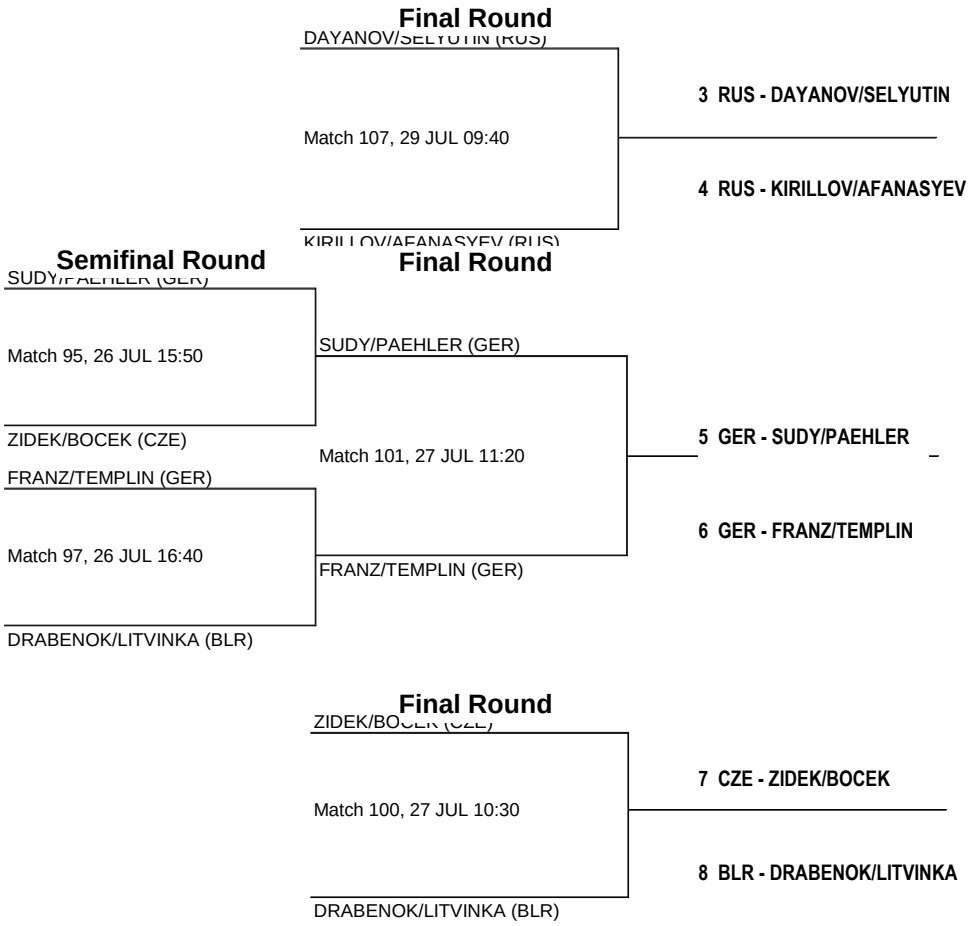

SAT 29 JUL 2017
Start Time 11:39 - End Time 12:14
Match Duration 35min

Results
P2

TSAPKALENO/KOSHKAROV (UKR) vs DONCHENKO/TARASOV (UKR)
2 0

Team	Sets	1	2	Total
TSAPKALENO/KOSHKAROV (UKR)	2	21	21	42
DONCHENKO/TARASOV (UKR)	0	12	15	27
	Playing Time	15min	18min	33min

First Referee: Mahmut GUNGOR **Second Referee:** Aylin TURNAOGLU

TEAM AND PLAYER PERFORMANCES

TSAPKALENO	KOSHKAROV	Total	Scoring Skills	Total	DONCHENKO	TARASOV
16	25	41	**Serve Attempts**	**28**	**14**	**14**
	2	2	**Serve Faults**	**3**	**2**	**1**
	4	4	**Serve Aces**			
			Fastest Serve			
23	13	36	**Attack Attempts**	**46**	**38**	**8**
16	10	26	**Attack Successes**	**20**	**18**	**2**
4		4	**Block Successes**	**1**	**1**	
		25	**Opponent Errors**	**17**		
		42	**Total Points**	**27**		
6	8	14	**Dig Successes**	**12**	**5**	**7**

WEATHER CONDITIONS

AIR TEMPERATURE:	°C / °F	HUMIDITY:	%
SAND TEMPERATURE:	°C / °F	CONDITIONS:	
WIND DIRECTION:		BAROMETRIC PRESSURE:	Mb
WIND SPEED:	km/h / mph		

LEGEND
- -
- -
- -
- -
- -

SAT 29 JUL 2017

Start Time 11:39 - End Time 12:14

Match Duration: 35min

Play by Play

TSAPKALENO/KOSHKAROV (UKR) vs DONCHENKO/TARASOV (UKR)

2 0

Team	Sets	1	2	Total
TSAPKALENO/KOSHKAROV (UKR)	2	21	21	42
DONCHENKO/TARASOV (UKR)	0	12	15	27
	Playing Time	15min	18min	33min

First Referee: Mahmut GUNGOR **Second Referee:** Aylin TURNAOGLU

1st Set

Rally	TSAPKALENO/KOSHKAROV (UKR)				Lead	Score	Lead	DONCHENKO/TARASOV (UKR)		
1	Serve	2 KOSHKAROV	Serve							
	Attack	2 KOSHKAROV	Success					Block	2 TARASOV	Fault
			Opp. Error	+	1	1-0				
2	Serve	2 KOSHKAROV	Fault							
				+		1-1				Opp. Error
3								Serve	2 TARASOV	Serve
	Attack	1 TSAPKALENO	Success					Block	1 DONCHENKO	Fault
			Opp. Error	+	1	2-1				
4	Serve	1 TSAPKALENO	Serve							
	Attack	1 TSAPKALENO	Success					Block	2 TARASOV	Fault
			Opp. Error	+	2	3-1				
5	Serve	1 TSAPKALENO	Serve							
	Dig	2 KOSHKAROV	Fault							Opp. Error
6					1	3-2		+ Point	TEAM	Point
7								Serve	1 DONCHENKO	Serve
	Attack	1 TSAPKALENO	Fault					Block	1 DONCHENKO	Success
8						3-3		+ Point	TEAM	Point
9								Serve	1 DONCHENKO	Serve
			Opp. Error					Attack	1 DONCHENKO	Fault
10	Point	TEAM	Point	+	1	4-3				
11	Serve	2 KOSHKAROV	Ace							
			Opp. Error					Reception	1 DONCHENKO	Fault
12	Point	TEAM	Point	+	2	5-3				
13	Serve	2 KOSHKAROV	Serve							
			Opp. Error					Attack	2 TARASOV	Fault
14	Point	TEAM	Point	+	3	6-3				
15	Serve	2 KOSHKAROV	Serve							
								Set	1 DONCHENKO	Fault
			Opp. Error	+	4	7-3				
16	Serve	2 KOSHKAROV	Serve							
				+	3	7-4		Attack	1 DONCHENKO	Success
17								Serve	2 TARASOV	Serve
	Attack	1 TSAPKALENO	Success	+	4	8-4				
18	Serve	1 TSAPKALENO	Serve							
	Dig	1 TSAPKALENO	Fault							Opp. Error
19					3	8-5		+ Point	TEAM	Point
20								Serve	1 DONCHENKO	Fault
			Opp. Error	+	4	9-5				
21	Serve	2 KOSHKAROV	Serve							
				+	3	9-6		Attack	1 DONCHENKO	Success
22								Serve	2 TARASOV	Serve
	Attack	2 KOSHKAROV	Success					Block	1 DONCHENKO	Fault
			Opp. Error	+	4	10-6				

SAT 29 JUL 2017
Start Time 11:39 - End Time 12:14
Match Duration: 35min

Play by Play

1st Set

Rally	TSAPKALENO/KOSHKAROV (UKR) - TSAPKALENO/KOSHKARO				Lead	Score	Lead	DONCHENKO/TARASOV (UKR) - DONCHENKO/TARASOV		
23	Serve	1 TSAPKALENO	Serve							
	Block	1 TSAPKALENO	Fault					Attack	1 DONCHENKO	Success
				+	3	10-7				Opp. Error
24								Serve	1 DONCHENKO	Serve
	Attack	1 TSAPKALENO	Success	+	4	11-7				
25	Serve	2 KOSHKAROV	Serve							
	Block	1 TSAPKALENO	Success					Attack	1 DONCHENKO	Fault
26	Point	TEAM	Point	+	5	12-7				
27	Serve	2 KOSHKAROV	Serve							
	Attack	2 KOSHKAROV	Success					Dig	2 TARASOV	Fault
			Opp. Error	+	6	13-7				
28	Serve	2 KOSHKAROV	Serve							
	Dig	2 KOSHKAROV	Fault					Attack	1 DONCHENKO	Success
				+	5	13-8				Opp. Error
29								Serve	2 TARASOV	Serve
	Attack	1 TSAPKALENO	Success	+	6	14-8				
30	Serve	1 TSAPKALENO	Serve							
	Dig	2 KOSHKAROV	Fault					Attack	1 DONCHENKO	Success
				+	5	14-9				Opp. Error
31								Serve	1 DONCHENKO	Fault
			Opp. Error	+	6	15-9				
32	Serve	2 KOSHKAROV	Ace							
			Opp. Error					Reception	1 DONCHENKO	Fault
33	Point	TEAM	Point	+	7	16-9				
34	Serve	2 KOSHKAROV	Serve							
	Dig	1 TSAPKALENO	Fault					Attack	1 DONCHENKO	Success
				+	6	16-10				Opp. Error
35								Serve	2 TARASOV	Serve
	Attack	1 TSAPKALENO	Success	+	7	17-10				
36	Serve	1 TSAPKALENO	Serve							
				+	6	17-11		Attack	1 DONCHENKO	Success
37								Serve	1 DONCHENKO	Serve
	Attack	1 TSAPKALENO	Success					Dig	2 TARASOV	Fault
			Opp. Error	+	7	18-11				
38	Serve	2 KOSHKAROV	Ace	+	8	19-11				
39	Serve	2 KOSHKAROV	Fault							
				+	7	19-12				Opp. Error
40								Serve	1 DONCHENKO	Serve
	Attack	2 KOSHKAROV	Success					Dig	1 DONCHENKO	Fault
			Opp. Error	+	8	20-12				
41	Serve	1 TSAPKALENO	Serve							
	Block	1 TSAPKALENO	Success					Attack	1 DONCHENKO	Fault
42	Point	TEAM	Point	+	9	21-12				

2nd Set

Rally	TSAPKALENO/KOSHKAROV (UKR)				Lead	Score	Lead	DONCHENKO/TARASOV (UKR)		
1								Serve	2 TARASOV	Serve
	Attack	2 KOSHKAROV	Success	+	1	1-0				
2	Serve	2 KOSHKAROV	Serve							
	Block	1 TSAPKALENO	Fault					Attack	1 DONCHENKO	Success
				+		1-1				Opp. Error

SAT 29 JUL 2017
Start Time 11:39 - End Time 12:14
Match Duration: 35min

Play by Play

2nd Set

Rally	TSAPKALENO/KOSHKAROV (UKR) - TSAPKALENO/KOSHKARO				Lead	Score	Lead	DONCHENKO/TARASOV (UKR) - DONCHENKO/TARASOV		
3	Attack	1 TSAPKALENO	Success Opp. Error	+	1	2-1		Serve Dig	1 DONCHENKO 2 TARASOV	Serve Fault
4	Serve Block	1 TSAPKALENO 1 TSAPKALENO	Serve Fault	+		2-2		Attack	1 DONCHENKO	Success Opp. Error
5	Dig	2 KOSHKAROV	Fault	+		2-3	1	Serve Attack	2 TARASOV 2 TARASOV	Serve Success Opp. Error
6	Attack	1 TSAPKALENO	Success Opp. Error	+		3-3		Serve Block	2 TARASOV 1 DONCHENKO	Serve Fault
7	Serve Block	2 KOSHKAROV 1 TSAPKALENO	Serve Fault	+		3-4	1	Attack	1 DONCHENKO	Success Opp. Error
8	Attack	2 KOSHKAROV	Success	+		4-4		Serve	1 DONCHENKO	Serve
9	Serve Block	1 TSAPKALENO 1 TSAPKALENO	Serve Success					Attack	1 DONCHENKO	Fault
10	Point	TEAM	Point	+	1	5-4				
										Time Out
11	Serve	1 TSAPKALENO	Serve	+		5-5		Attack	1 DONCHENKO	Success
12	Attack	2 KOSHKAROV	Success	+	1	6-5		Serve	2 TARASOV	Serve
13	Serve	2 KOSHKAROV	Serve	+		6-6		Attack	2 TARASOV	Success
14	Attack	2 KOSHKAROV	Success Opp. Error	+	1	7-6		Serve Dig	1 DONCHENKO 2 TARASOV	Serve Fault
15	Serve	1 TSAPKALENO	Serve	+		7-7		Attack	1 DONCHENKO	Success
16	Attack	1 TSAPKALENO	Success Opp. Error	+	1	8-7		Serve Dig	2 TARASOV 2 TARASOV	Serve Fault
17	Serve Attack	2 KOSHKAROV 2 KOSHKAROV	Serve Success	+	2	9-7				
18	Serve	2 KOSHKAROV	Serve	+	1	9-8		Attack	1 DONCHENKO	Success
19	Dig	2 KOSHKAROV	Fault	+		9-9		Serve Attack	1 DONCHENKO 1 DONCHENKO	Serve Success Opp. Error
20	Attack	1 TSAPKALENO	Success	+	1	10-9		Serve	1 DONCHENKO	Serve
21	Serve	1 TSAPKALENO	Serve	+		10-10		Attack	1 DONCHENKO	Success
22			Opp. Error	+	1	11-10		Serve	2 TARASOV	Fault
23	Serve	2 KOSHKAROV	Serve	+		11-11		Attack	1 DONCHENKO	Success
24			Opp. Error					Serve Attack	1 DONCHENKO 1 DONCHENKO	Serve Fault

SAT 29 JUL 2017
Start Time 11:39 - End Time 12:14
Match Duration: 35min

Play by Play

2nd Set

Rally	TSAPKALENO/KOSHKAROV (UKR) - TSAPKALENO/KOSHKARO				Lead	Score	Lead	DONCHENKO/TARASOV (UKR) - DONCHENKO/TARASOV			
25	Point	TEAM	Point	+	1	12-11					
26	Serve	1 TSAPKALENO	Serve								
	Dig	1 TSAPKALENO	Fault								Opp. Error
27						12-12		+	Point	TEAM	Point
28									Serve	2 TARASOV	Serve
	Attack	1 TSAPKALENO	Success						Block	1 DONCHENKO	Fault
			Opp. Error	+	1	13-12					
29	Serve	2 KOSHKAROV	Serve								
			Opp. Error						Attack	1 DONCHENKO	Fault
30	Point	TEAM	Point	+	2	14-12					
31	Serve	2 KOSHKAROV	Serve								
	Attack	2 KOSHKAROV	Success	+	3	15-12					
32	Serve	2 KOSHKAROV	Serve								
	Block	1 TSAPKALENO	Fault						Attack	1 DONCHENKO	Success
				+	2	15-13					Opp. Error
33									Serve	1 DONCHENKO	Serve
	Attack	1 TSAPKALENO	Success	+	3	16-13					
34	Serve	1 TSAPKALENO	Serve								
	Block	1 TSAPKALENO	Success						Attack	1 DONCHENKO	Fault
35	Point	TEAM	Point	+	4	17-13					
36	Serve	1 TSAPKALENO	Serve								
	Attack	1 TSAPKALENO	Success						Block	2 TARASOV	Fault
			Opp. Error	+	5	18-13					
37	Serve	1 TSAPKALENO	Serve								
	Dig	2 KOSHKAROV	Fault						Attack	1 DONCHENKO	Success
				+	4	18-14					Opp. Error
38									Serve	2 TARASOV	Serve
	Set	2 KOSHKAROV	Fault								
				+	3	18-15					Opp. Error
39									Serve	2 TARASOV	Serve
	Attack	1 TSAPKALENO	Success						Block	1 DONCHENKO	Fault
			Opp. Error	+	4	19-15					
40	Serve	2 KOSHKAROV	Serve								
	Attack	1 TSAPKALENO	Success	+	5	20-15					
									Sanction	1 DONCHENKO	Yellow card
41	Serve	2 KOSHKAROV	Ace								
			Opp. Error						Reception	1 DONCHENKO	Fault
42	Point	TEAM	Point	+	6	21-15					

LEGEND

+	Point scored by team	**Opp.**	Opponent	**Sub.**	Substitution

SAT 29 JUL 2017
Start Time 11:20
Field 1

Start List

TSAPKALENO/KOSHKAROV (UKR) vs DONCHENKO/TARASOV (UKR)

P1

First Referee: Mahmut GUNGOR

Second Referee: Aylin TURNAOGLU

TSAPKALENO/KOSHKAROV (UKR)
Top: Yellow - Shorts:

1	TSAPKALENO Mykola	-
2	KOSHKAROV Anton	-

DONCHENKO/TARASOV (UKR)
Top: Black - Shorts:

1	DONCHENKO Dmytro	-
2	TARASOV Serhii	-

LEGEND
(c) Captain

SAT 29 JUL 2017
Start Time 9:50 - End Time 10:31
Match Duration 40min

Results
P2

DAYANOV/SELYUTIN (RUS) vs KIRILLOV/AFANASYEV (RUS)
2 0

Team	Sets	1	2	Total
DAYANOV/SELYUTIN (RUS)	2	21	22	43
KIRILLOV/AFANASYEV (RUS)	0	19	20	39
	Playing Time	19min	19min	39min

First Referee: Mustafa SOKU **Second Referee:** Kaya ERDEM (TUR)

TEAM AND PLAYER PERFORMANCES

DAYANOV	SELYUTIN	Total	Scoring Skills	Total	KIRILLOV	AFANASYEV
18	24	42	**Serve Attempts**	**40**	**18**	**22**
	1	1	**Serve Faults**	**3**	**3**	
1	2	3	**Serve Aces**	**3**	**2**	**1**
			Fastest Serve			
37	26	63	**Attack Attempts**	**61**	**23**	**38**
14	14	28	**Attack Successes**	**26**	**6**	**20**
	3	3	**Block Successes**	**1**	**1**	
		21	**Opponent Errors**	**25**		
		43	**Total Points**	**39**		
15	15	30	**Dig Successes**	**28**	**12**	**16**

WEATHER CONDITIONS			
AIR TEMPERATURE:	°C / °F	HUMIDITY:	%
SAND TEMPERATURE:	°C / °F	CONDITIONS:	
WIND DIRECTION:		BAROMETRIC PRESSURE:	Mb
WIND SPEED:	km/h / mph		

LEGEND
- -
- -
- -
- -
- -

SAT 29 JUL 2017
Start Time 9:50 - End Time 10:31
Match Duration: 40min

Play by Play

DAYANOV/SELYUTIN (RUS) vs KIRILLOV/AFANASYEV (RUS)

2 0

Team	Sets	1	2	Total
DAYANOV/SELYUTIN (RUS)	2	21	22	43
KIRILLOV/AFANASYEV (RUS)	0	19	20	39
	Playing Time	19min	19min	39min

First Referee: Mustafa SOKU **Second Referee:** Kaya ERDEM (TUR)

1st Set

Rally	DAYANOV/SELYUTIN (RUS)				Lead	Score	Lead	KIRILLOV/AFANASYEV (RUS)		
1	Serve	1 DAYANOV	Serve	+		0-1	1	Attack	2 AFANASYEV	Success
2			Opp. Error	+		1-1		Serve	1 KIRILLOV	Fault
3	Serve	2 SELYUTIN	Serve	+		1-2	1	Attack	2 AFANASYEV	Success
4	Attack	2 SELYUTIN	Success Opp. Error	+		2-2		Serve Dig	2 AFANASYEV 2 AFANASYEV	Serve Fault
5	Serve	1 DAYANOV	Serve Opp. Error					Attack	1 KIRILLOV	Fault
6	Point	TEAM	Point	+	1	3-2				
7	Serve Block	1 DAYANOV 2 SELYUTIN	Serve Fault	+		3-3		Attack	2 AFANASYEV	Success Opp. Error
8	Attack	2 SELYUTIN	Success Opp. Error	+	1	4-3		Serve Dig	1 KIRILLOV 1 KIRILLOV	Serve Fault
9	Serve Block	2 SELYUTIN 2 SELYUTIN	Serve Success					Attack	2 AFANASYEV	Fault
10	Point	TEAM	Point	+	2	5-3				
11	Serve Attack	2 SELYUTIN 1 DAYANOV	Serve Success	+	3	6-3				
12	Serve	2 SELYUTIN	Ace Opp. Error					Reception	2 AFANASYEV	Fault
13	Point	TEAM	Point	+	4	7-3				
14	Serve	2 SELYUTIN	Serve							
			Opp. Error	+	5	8-3		Set	1 KIRILLOV	Fault
15	Serve Attack	2 SELYUTIN 2 SELYUTIN	Serve Success Opp. Error	+	6	9-3		Dig	2 AFANASYEV	Fault
16	Serve Attack	2 SELYUTIN 1 DAYANOV	Serve Fault							Opp. Error
17					5	9-4		+ Point	TEAM	Point
18	Block	2 SELYUTIN	Fault	+	4	9-5		Serve Attack	2 AFANASYEV 2 AFANASYEV	Serve Success Opp. Error
19								Serve	2 AFANASYEV	Serve
			Opp. Error	+	5	10-5		Set	2 AFANASYEV	Fault
20	Serve	1 DAYANOV	Serve	+	4	10-6		Attack	1 KIRILLOV	Success

SAT 29 JUL 2017
Start Time 9:50 - End Time 10:31
Match Duration: 40min

Play by Play

1st Set

Rally	DAYANOV/SELYUTIN (RUS) - DAYANOV/SELYUTIN				Lead	Score	Lead	KIRILLOV/AFANASYEV (RUS) - KIRILLOV/AFANASYEV		
21				+	3	10-7		Serve Attack	1 KIRILLOV 2 AFANASYEV	Serve Success
22	Attack	2 SELYUTIN	Success Opp. Error	+	4	11-7		Serve Dig	1 KIRILLOV 1 KIRILLOV	Serve Fault
23	Serve Dig	2 SELYUTIN 1 DAYANOV	Serve Fault	+	3	11-8		Attack	2 AFANASYEV	Success Opp. Error
24				+	2	11-9		Serve Attack	2 AFANASYEV 2 AFANASYEV	Serve Success
25				+	1	11-10		Serve Attack	2 AFANASYEV 2 AFANASYEV	Serve Success
26	Attack	2 SELYUTIN	Success Opp. Error	+	2	12-10		Serve Dig	2 AFANASYEV 1 KIRILLOV	Serve Fault
27	Serve	1 DAYANOV	Serve	+	1	12-11		Attack	2 AFANASYEV	Success
28	Attack	1 DAYANOV	Success	+	2	13-11		Serve	1 KIRILLOV	Serve
29	Serve Attack	2 SELYUTIN 2 SELYUTIN	Serve Success	+	3	14-11				
30	Serve Block	2 SELYUTIN 1 DAYANOV	Serve Fault	+	2	14-12		Attack	2 AFANASYEV	Success Opp. Error
31	Attack	2 SELYUTIN	Success Opp. Error	+	3	15-12		Serve Block	2 AFANASYEV 1 KIRILLOV	Serve Fault
32	Serve	1 DAYANOV	Serve	+	2	15-13		Attack	2 AFANASYEV	Success
33	Reception	1 DAYANOV	Fault					Serve	1 KIRILLOV	Ace Opp. Error
34					1	15-14		+ Point	TEAM	Point
35			Opp. Error	+	2	16-14		Serve	1 KIRILLOV	Fault
36	Serve Dig	2 SELYUTIN 1 DAYANOV	Serve Fault	+	1	16-15		Attack	2 AFANASYEV	Success Opp. Error
37	Attack	1 DAYANOV	Success	+	2	17-15		Serve	2 AFANASYEV	Serve
38	Serve	1 DAYANOV	Serve	+	1	17-16		Attack	2 AFANASYEV	Success
39	Attack	2 SELYUTIN	Success	+	2	18-16		Serve	1 KIRILLOV	Serve
40	Serve Dig	2 SELYUTIN 1 DAYANOV	Serve Fault	+	1	18-17		Attack	1 KIRILLOV	Success Opp. Error
			Time Out							
41	Attack	2 SELYUTIN	Success Opp. Error	+	2	19-17		Serve Block	2 AFANASYEV 1 KIRILLOV	Serve Fault
42	Serve Dig	1 DAYANOV 2 SELYUTIN	Serve Fault							Opp. Error

SAT 29 JUL 2017
Start Time 9:50 - End Time 10:31
Match Duration: 40min

Play by Play

1st Set

Rally	DAYANOV/SELYUTIN (RUS) - DAYANOV/SELYUTIN				Lead	Score	Lead	KIRILLOV/AFANASYEV (RUS) - KIRILLOV/AFANASYEV		
43					1	19-18		+ Point	TEAM	Point
44	Attack	1 DAYANOV	Success	+	2	20-18		Serve	1 KIRILLOV	Serve
45	Serve Block	2 SELYUTIN 2 SELYUTIN	Serve Fault	+	1	20-19		Attack	1 KIRILLOV	Success Opp. Error
46			Opp. Error					Serve Attack	2 AFANASYEV 1 KIRILLOV	Serve Fault
47	Point	TEAM	Point	+	2	21-19				

2nd Set

Rally	DAYANOV/SELYUTIN (RUS)				Lead	Score	Lead	KIRILLOV/AFANASYEV (RUS)		
1	Attack	1 DAYANOV	Success	+	1	1-0		Serve	1 KIRILLOV	Serve
2	Serve Attack	1 DAYANOV 1 DAYANOV	Serve Success Opp. Error	+	2	2-0		Dig	1 KIRILLOV	Fault
3	Serve	1 DAYANOV	Ace	+	3	3-0				
4	Serve Dig	1 DAYANOV 1 DAYANOV	Serve Fault	+	2	3-1		Attack	2 AFANASYEV	Success Opp. Error
5	Attack	2 SELYUTIN	Success	+	3	4-1		Serve	2 AFANASYEV	Serve
6	Serve Block	2 SELYUTIN 2 SELYUTIN	Serve Fault	+	2	4-2		Attack	2 AFANASYEV	Success Opp. Error
7	Attack	1 DAYANOV	Success	+	3	5-2		Serve	1 KIRILLOV	Serve
8	Serve Block	1 DAYANOV 2 SELYUTIN	Serve Success					Attack	2 AFANASYEV	Fault
9	Point	TEAM	Point	+	4	6-2				
10	Serve Dig	1 DAYANOV 2 SELYUTIN	Serve Fault							Opp. Error
11					3	6-3		+ Point	TEAM	Point
12	Attack	2 SELYUTIN	Fault					Serve	2 AFANASYEV	Serve Opp. Error
13					2	6-4		+ Point	TEAM	Point
14				+	1	6-5		Serve Attack	2 AFANASYEV 1 KIRILLOV	Serve Success
15	Reception	1 DAYANOV	Fault					Serve	2 AFANASYEV	Ace Opp. Error
16						6-6		+ Point	TEAM	Point
17	Attack	1 DAYANOV	Success Opp. Error	+	1	7-6		Serve Dig	2 AFANASYEV 2 AFANASYEV	Serve Fault
18	Serve Attack	2 SELYUTIN 2 SELYUTIN	Serve Success	+	2	8-6				
19	Serve	2 SELYUTIN	Serve							
	Set	1 DAYANOV	Fault	+	1	8-7				Opp. Error

SAT 29 JUL 2017
Start Time 9:50 - End Time 10:31
Match Duration: 40min

Play by Play

2nd Set

Rally	DAYANOV/SELYUTIN (RUS) - DAYANOV/SELYUTIN				Lead	Score	Lead	KIRILLOV/AFANASYEV (RUS) - KIRILLOV/AFANASYEV		
20								Serve	1 KIRILLOV	Serve
	Attack	2 SELYUTIN	Success	+	2	9-7				
21	Serve	1 DAYANOV	Serve							
	Attack	1 DAYANOV	Fault							Opp. Error
22					1	9-8		+ Point	TEAM	Point
23								Serve	2 AFANASYEV	Serve
	Attack	1 DAYANOV	Success	+	2	10-8				
24	Serve	2 SELYUTIN	Serve							
			Opp. Error					Attack	1 KIRILLOV	Fault
25	Point	TEAM	Point	+	3	11-8				
26	Serve	2 SELYUTIN	Serve							
	Block	2 SELYUTIN	Success					Attack	1 KIRILLOV	Fault
27	Point	TEAM	Point	+	4	12-8				
28	Serve	2 SELYUTIN	Ace	+	5	13-8				
29	Serve	2 SELYUTIN	Serve							
				+	4	13-9		Attack	1 KIRILLOV	Success
30								Serve	1 KIRILLOV	Serve
				+	3	13-10		Attack	2 AFANASYEV	Success
31								Serve	1 KIRILLOV	Ace
	Reception	1 DAYANOV	Fault							Opp. Error
32					2	13-11		+ Point	TEAM	Point
33								Serve	1 KIRILLOV	Fault
			Opp. Error	+	3	14-11				
34	Serve	1 DAYANOV	Serve							
	Dig	1 DAYANOV	Fault					Attack	2 AFANASYEV	Success
				+	2	14-12				Opp. Error
35								Serve	2 AFANASYEV	Serve
	Attack	1 DAYANOV	Success	+	3	15-12				
36	Serve	2 SELYUTIN	Serve							
	Block	2 SELYUTIN	Fault					Attack	2 AFANASYEV	Success
				+	2	15-13				Opp. Error
37								Serve	1 KIRILLOV	Serve
	Attack	1 DAYANOV	Success					Dig	1 KIRILLOV	Fault
			Opp. Error	+	3	16-13				
38	Serve	1 DAYANOV	Serve							
	Block	2 SELYUTIN	Fault					Attack	2 AFANASYEV	Success
				+	2	16-14				Opp. Error
39								Serve	2 AFANASYEV	Serve
	Attack	2 SELYUTIN	Fault							Opp. Error
40					1	16-15		+ Point	TEAM	Point
41								Serve	2 AFANASYEV	Serve
	Attack	1 DAYANOV	Success	+	2	17-15				
42	Serve	2 SELYUTIN	Fault							
				+	1	17-16				Opp. Error
43								Serve	1 KIRILLOV	Serve
	Attack	2 SELYUTIN	Success	+	2	18-16				
44	Serve	1 DAYANOV	Serve							
	Block	2 SELYUTIN	Fault					Attack	2 AFANASYEV	Success
				+	1	18-17				Opp. Error
45								Serve	2 AFANASYEV	Serve
	Attack	1 DAYANOV	Fault							Opp. Error

SAT 29 JUL 2017
Start Time 9:50 - End Time 10:31
Match Duration: 40min

Play by Play

2nd Set

Rally	DAYANOV/SELYUTIN (RUS) - DAYANOV/SELYUTIN				Lead	Score	Lead	KIRILLOV/AFANASYEV (RUS) - KIRILLOV/AFANASYEV			
46						18-18		+	Point	TEAM	Point
47	Attack	2 SELYUTIN	Fault						Serve Block	2 AFANASYEV 1 KIRILLOV	Serve Success
48						18-19	1	+	Point	TEAM	Point
49	Attack	1 DAYANOV	Success	+		19-19			Serve	2 AFANASYEV	Serve
50	Serve	2 SELYUTIN	Serve Opp. Error						Attack	1 KIRILLOV	Fault
51	Point	TEAM	Point	+	1	20-19					
											Time Out
52	Serve	2 SELYUTIN	Serve	+		20-20			Attack	1 KIRILLOV	Success
53	Attack	2 SELYUTIN	Success	+	1	21-20			Serve	1 KIRILLOV	Serve
54	Serve Attack	1 DAYANOV 1 DAYANOV	Serve Success Opp. Error	+	2	22-20			Dig	1 KIRILLOV	Fault

LEGEND

+	Point scored by team	**Opp.**	Opponent	**Sub.**	Substitution

SAT 29 JUL 2017
Start Time 9:40
Field 1

Start List

DAYANOV/SELYUTIN (RUS) vs KIRILLOV/AFANASYEV (RUS)

P1

First Referee: Mustafa SOKU

Second Referee: Kaya ERDEM (TUR)

DAYANOV/SELYUTIN (RUS) Top: Blue - Shorts:			KIRILLOV/AFANASYEV (RUS) Top: Red - Shorts:		
1	DAYANOV Rushan A.	-	1	KIRILLOV Evgeny Alexandrovich	-
2	SELYUTIN Maxim Nikolaevich	-	2	AFANASYEV Ruslan	-

LEGEND
(c) Captain

THU 27 JUL 2017
Start Time 17:56 - End Time 18:37
Match Duration 41min

Results
P2

DAYANOV/SELYUTIN (RUS) vs TSAPKALENKO/KOSHKAROV (UKR)
0 2

Team	Sets	1	2	Total
DAYANOV/SELYUTIN (RUS)	0	16	17	33
TSAPKALENKO/KOSHKAROV (UKR)	2	21	21	42
	Playing Time	18min	20min	39min

First Referee: Leyla DEMIRKAN **Second Referee:** Aylin TURNAOGLU

TEAM AND PLAYER PERFORMANCES

DAYANOV	SELYUTIN	Total	Scoring Skills	Total	TSAPKALENKO	KOSHKAROV
18	17	35	**Serve Attempts**	**40**	**15**	**25**
2		2	**Serve Faults**	**2**		**2**
1	1	2	**Serve Aces**	**3**	**1**	**2**
			Fastest Serve			
38	20	58	**Attack Attempts**	**66**	**33**	**33**
6	10	16	**Attack Successes**	**30**	**11**	**19**
	4	4	**Block Successes**	**2**	**1**	**1**
		21	**Opponent Errors**	**24**		
		33	**Total Points**	**42**		
15	12	27	**Dig Successes**	**38**	**19**	**19**

WEATHER CONDITIONS

AIR TEMPERATURE:	°C / °F	HUMIDITY:	%
SAND TEMPERATURE:	°C / °F	CONDITIONS:	
WIND DIRECTION:		BAROMETRIC PRESSURE:	Mb
WIND SPEED:	km/h / mph		

LEGEND
- -
- -
- -
- -
- -

THU 27 JUL 2017
Start Time 17:30
Field 1

Start List

DAYANOV/SELYUTIN (RUS) vs TSAPKALENKO/KOSHKAROV (UKR)

P1

First Referee: Leyla DEMIRKAN

Second Referee: Aylin TURNAOGLU

DAYANOV/SELYUTIN (RUS)
Top: Black - Shorts:

1	DAYANOV Rushan A.	-
2	SELYUTIN Maxim Nikolaevich	-

TSAPKALENKO/KOSHKAROV (UKR)
Top: White - Shorts:

1	TSAPKALENKO Mykola	-
2	KOSHKAROV Anton	-

LEGEND
(c) Captain

THU 27 JUL 2017
Start Time 18:50 - End Time 19:33
Match Duration 43min

Results
P2

DONCHENKO/TARASOV (UKR) vs KIRILLOV/AFANASYEV (RUS)
2 0

Team	Sets	1	2	Total
DONCHENKO/TARASOV (UKR)	2	21	21	42
KIRILLOV/AFANASYEV (RUS)	0	10	16	26
	Playing Time	17min	25min	43min

First Referee: Mahmut GUNGOR **Second Referee:** Kaya ERDEM (TUR)

TEAM AND PLAYER PERFORMANCES

DONCHENKO	TARASOV	Total	Scoring Skills	Total	KIRILLOV	AFANASYEV
19	22	41	**Serve Attempts**	**27**	**9**	**18**
2		2	**Serve Faults**	**6**	**2**	**4**
1		1	**Serve Aces**	**1**	**1**	
			Fastest Serve			
20	18	38	**Attack Attempts**	**54**	**32**	**22**
9	10	19	**Attack Successes**	**18**	**10**	**8**
4		4	**Block Successes**			
		25	**Opponent Errors**	**18**		
		42	**Total Points**	**26**		
6	11	17	**Dig Successes**	**15**	**7**	**8**

WEATHER CONDITIONS

AIR TEMPERATURE:	°C / °F	HUMIDITY:	%
SAND TEMPERATURE:	°C / °F	CONDITIONS:	
WIND DIRECTION:		BAROMETRIC PRESSURE:	Mb
WIND SPEED:	km/h / mph		

LEGEND
- -
- -
- -
- -
- -

THU 27 JUL 2017
Start Time 18:20
Field 1

Start List

DONCHENKO/TARASOV (UKR) vs KIRILLOV/AFANASYEV (RUS)

P1

First Referee: Mahmut GUNGOR

Second Referee: Kaya ERDEM (TUR)

DONCHENKO/TARASOV (UKR) Top: Black - Shorts:			KIRILLOV/AFANASYEV (RUS) Top: Blue - Shorts:		
1	DONCHENKO Dmytro	-	1	KIRILLOV Evgeny Alexandrovich	-
2	TARASOV Serhii	-	2	AFANASYEV Ruslan	-

LEGEND
(c) Captain

WED 26 JUL 2017
Start Time 8:52 - End Time 9:32
Match Duration 40min

Results
P2

DAYANOV/SELYUTIN (RUS) vs SUDY/PAEHLER (GER)
2 0

Team	Sets	1	2	Total
DAYANOV/SELYUTIN (RUS)	2	21	21	42
SUDY/PAEHLER (GER)	0	14	15	29
	Playing Time	17min	20min	38min

First Refere Omer ASIKOGLU **Second Refere** Sevilay ERDEM

TEAM AND PLAYER PERFORMANCES

DAYANOV	SELYUTIN	Total	Scoring Skills	Total	SUDY	PAEHLER
19	22	41	**Serve Attempts**	**30**	**14**	**16**
	1	1	**Serve Faults**	**3**	**1**	**2**
1	3	4	**Serve Aces**	**3**		**3**
			Fastest Serve			
29	17	46	**Attack Attempt**	**62**	**32**	**30**
12	7	19	**Attack Succes**	**22**	**15**	**7**
	6	6	**Block Success**			
		25	**Opponent Erro**	**14**		
		42	**Total Points**	**29**		
15	10	25	**Dig Successes**			

WEATHER CONDITIONS

AIR TEMPERATURE:	°C / °F	HUMIDITY:	%
SAND TEMPERATURE:	°C / °F	CONDITIONS:	
WIND DIRECTION:		BAROMETRIC PRESSURE:	Mb
WIND SPEED:	km/h / mph		

LEGEND
- -
- -
- -
- -
- -

WED 26 JUL 2017
Start Time 8:50
Field 1

Start List

DAYANOV/SELYUTIN (RUS) vs SUDY/PAEHLER (GER)

P1

First Refere Omer ASIKOGLU

Second Refere Sevilay ERDEM

DAYANOV/SELYUTIN (RUS)
Top: Red - Shorts:

1	DAYANOV Rushan A.	-
2	SELYUTIN Maxim Nikolaevic	-

SUDY/PAEHLER (GER)
Top: Black - Shorts:

1	SUDY Marko	-
2	PAEHLER Max	-

LEGEND
(c) Captain

WED 26 JUL 2017
Start Time 11:21 - End Time 12:08
Match Duration 47min

Results
P2

DRABENOK/LITVINKA (BLR) vs KIRILLOV/AFANASYEV (RUS)
1 2

Team	Sets	1	2	3	Total
DRABENOK/LITVINKA (BLR)	1	21	15	11	47
KIRILLOV/AFANASYEV (RUS)	2	18	21	15	54
	Playing Time	17min	15min	11min	44min

First Referee: Yasin ILHAN **Second Referee:** Mahmut GUNGOR

TEAM AND PLAYER PERFORMANCES

DRABENOK	LITVINKA	Total	Scoring Skills	Total	KIRILLOV	AFANASYEV
25	23	48	**Serve Attempts**	**53**	**33**	**20**
3	5	8	**Serve Faults**	**7**	**6**	**1**
1	1	2	**Serve Aces**	**5**	**4**	**1**
			Fastest Serve			
16	30	46	**Attack Attempts**	**59**	**23**	**36**
8	11	19	**Attack Successes**	**29**	**13**	**16**
	7	7	**Block Successes**	**1**		**1**
		31	**Opponent Errors**	**36**		
		47	**Total Points**	**54**		
11	1	12	**Dig Successes**	**20**	**13**	**7**

WEATHER CONDITIONS

AIR TEMPERATURE:	°C / °F	HUMIDITY:	%
SAND TEMPERATURE:	°C / °F	CONDITIONS:	
WIND DIRECTION:		BAROMETRIC PRESSURE:	Mb
WIND SPEED:	km/h / mph		

LEGEND
- -
- -
- -
- -
- -

WED 26 JUL 2017
Start Time 11:20
Field 1

Start List

DRABENOK/LITVINKA (BLR) vs KIRILLOV/AFANASYEV (RUS)

P1

First Referee: Yasin ILHAN

Second Referee: Mahmut GUNGOR

DRABENOK/LITVINKA (BLR) Top: Black - Shorts:			KIRILLOV/AFANASYEV (RUS) Top: Red - Shorts:		
1	DRABENOK Artur	-	1	KIRILLOV Evgeny Alexandrovich	-
2	LITVINKA Viktar	-	2	AFANASYEV Ruslan	-

LEGEND
(c) Captain

TUE 25 JUL 2017
Start Time 18:30 - End Time 19:11
Match Duration 40min

Results
P2

TEST REPORT
DO NOT
DISTRIBUITE

DAYANOV/SELYUTIN (RUS) vs LUSZCZEWSKI/PATOLA (POL)
2 0

Team	Sets	1	2	Total
DAYANOV/SELYUTIN (RUS)	2	21	21	42
LUSZCZEWSKI/PATOLA (POL)	0	18	7	25
	Playing Time	18min	19min	38min

First Refere Leyla DEMIRKAN
Second Refere Yasin ILHAN

TEAM AND PLAYER PERFORMANCES

DAYANOV	SELYUTIN	Total	Scoring Skills	Total	LUSZCZEWSKI	PATOLA
17	25	42	**Serve Attempts**	**25**	**16**	**9**
			Serve Faults	**4**	**3**	**1**
1	1	2	**Serve Aces**			
			Fastest Serve			
28	19	47	**Attack Attempt**	**58**	**43**	**15**
13	10	23	**Attack Succes**	**20**	**18**	**2**
	5	5	**Block Success**			
		22	**Opponent Erro**	**13**		
		42	**Total Points**	**25**		
24	7	31	**Dig Successes**			

WEATHER CONDITIONS

AIR TEMPERATURE:	°C / °F	HUMIDITY:	%
SAND TEMPERATURE:	°C / °F	CONDITIONS:	
WIND DIRECTION:		BAROMETRIC PRESSURE:	Mb
WIND SPEED:	km/h / mph		

LEGEND
- -
- -
- -
- -
- -

TUE 25 JUL 2017
Start Time 18:20
Field 1

Start List

DAYANOV/SELYUTIN (RUS) vs LUSZCZEWSKI/PATOLA (POL)

P1

First Refere Leyla DEMIRKAN

Second Refere Yasin ILHAN

DAYANOV/SELYUTIN (RUS)
Top: Black - Shorts:

1	DAYANOV Rushan A.	-
2	SELYUTIN Maxim Nikolaevic	-

LUSZCZEWSKI/PATOLA (POL)
Top: Red - Shorts:

1	LUSZCZEWSKI Grzegorz	-
2	PATOLA Jacek	-

LEGEND
(c) Captain

TUE 25 JUL 2017
Start Time 17:51 - End Time 18:24
Match Duration 33min

Results
P2

KIRILLOV/AFANASYEV (RUS) vs OKATAN/TEKIN (TUR)
2 0

Team	Sets	1	2	Total
KIRILLOV/AFANASYEV (RUS)	2	21	21	42
OKATAN/TEKIN (TUR)	0	10	6	16
	Playing Time	14min	18min	33min

First Refere Mahmut GUNGOR **Second Refere** Omer ASIKOGLU

TEAM AND PLAYER PERFORMANCES

KIRILLOV	AFANASYEV	Total	Scoring Skills	Total	OKATAN	TEKIN
28	13	41	**Serve Attempts**	**17**	**7**	**10**
2		2	**Serve Faults**	**2**		**2**
4	1	5	**Serve Aces**	**1**		**1**
			Fastest Serve			
19	11	30	**Attack Attempt**	**34**	**6**	**28**
11	8	19	**Attack Succes**	**7**		**7**
	2	2	**Block Success**	**1**	**1**	
		25	**Opponent Erro**	**12**		
		42	**Total Points**	**16**		
7	14	21	**Dig Successes**			

WEATHER CONDITIONS

AIR TEMPERATURE:	°C / °F	HUMIDITY:	%
SAND TEMPERATURE:	°C / °F	CONDITIONS:	
WIND DIRECTION:		BAROMETRIC PRESSURE:	Mb
WIND SPEED:	km/h / mph		

LEGEND
- -
- -
- -
- -
- -

TUE 25 JUL 2017
Start Time 17:30
Field 1

Start List

KIRILLOV/AFANASYEV (RUS) vs OKATAN/TEKIN (TUR)

P1

First Refere Mahmut GUNGOR

Second Refere Omer ASIKOGLU

KIRILLOV/AFANASYEV (RUS)
Top: Black - Shorts:

1	KIRILLOV Evgeny Alexandrov	-
2	AFANASYEV Ruslan	-

OKATAN/TEKIN (TUR)
Top: Red - Shorts:

1	OKATAN Yasin	-
2	TEKIN Resul	-

LEGEND
(c) Captain

Results Table - Preliminary Round
B4

Group A

Date	Time	Match	Team 1	NOC Code	Team 2	NOC Code	Score	Match Duration
THU 20 JUL 2017	08:00	1	**DAYANOV/SELYUTIN**	RUS	NETO/DALE	BRA	2-0 (21:5, 21:13)	31min
THU 20 JUL 2017	15:00	10	KARKANI/KESHAVARZ	IRI	**FRANZ/TEMPLIN**	GER	1-2 (29:27, 14:21, 13:15)	1h2
FRI 21 JUL 2017	10:30	25	NETO/DALE	BRA	**FRANZ/TEMPLIN**	GER	1-2 (20:22, 22:20, 5:15)	1h3
FRI 21 JUL 2017	17:30	34	**DAYANOV/SELYUTIN**	RUS	KARKANI/KESHAVARZ	IRI	2-0 (21:13, 21:11)	36min
SAT 22 JUL 2017	08:50	39	**KARKANI/KESHAVARZ**	IRI	NETO/DALE	BRA	2-0 (21:18, 21:16)	40min
SAT 22 JUL 2017	15:50	48	FRANZ/TEMPLIN	GER	**DAYANOV/SELYUTIN**	RUS	0-2 (15:21, 7:21)	35min

Rank	Team		Matches				Sets			Points		
			Points	Played	Won	Lost	Won	Lost	Ratio	Won	Lost	Ratio
1	**DAYANOV/SELYUTIN**	RUS	6	3	3	0	6	0	MAX	126	64	1.969
2	**FRANZ/TEMPLIN**	GER	5	3	2	1	4	4	1.000	142	145	0.979
3	**KARKANI/KESHAVARZ**	IRI	4	3	1	2	3	4	0.750	122	139	0.878
4	**NETO/DALE**	BRA	3	3	0	3	1	6	0.167	99	141	0.702

Group B

Date	Time	Match	Team 1	NOC Code	Team 2	NOC Code	Score	Match Duration
THU 20 JUL 2017	08:50	3	**DRABENOK/LITVINKA**	BLR	METIN/CIFTCI	TUR	2-0 (21:10, 21:15)	36min
THU 20 JUL 2017	15:50	12	TAKEMURA/AMO	JPN	**ORZEL/CZAPLICKI**	POL	0-2 (16:21, 19:21)	39min
FRI 21 JUL 2017	11:20	27	METIN/CIFTCI	TUR	**TAKEMURA/AMO**	JPN	0-2 (15:21, 8:21)	33min
FRI 21 JUL 2017	18:20	36	**KIRILLOV/AFANASYEV**	RUS	DRABENOK/LITVINKA	BLR	2-0 (21:14, 21:15)	35min
SAT 22 JUL 2017	09:40	41	TAKEMURA/AMO	JPN	**KIRILLOV/AFANASYEV**	RUS	0-2 (15:21, 6:21)	28min
SAT 22 JUL 2017	16:40	50	**ORZEL/CZAPLICKI**	POL	METIN/CIFTCI	TUR	2-1 (20:22, 21:10, 15:10)	50min
SUN 23 JUL 2017	08:50	56	**KIRILLOV/AFANASYEV**	RUS	ORZEL/CZAPLICKI	POL	2-0 (21:15, 21:12)	39min
SUN 23 JUL 2017	10:30	59	**DRABENOK/LITVINKA**	BLR	TAKEMURA/AMO	JPN	2-0 (21:10, 21:13)	34min
SUN 23 JUL 2017	15:50	62	ORZEL/CZAPLICKI	POL	**DRABENOK/LITVINKA**	BLR	0-2 (17:21, 19:21)	41min
SUN 23 JUL 2017	17:30	65	METIN/CIFTCI	TUR	**KIRILLOV/AFANASYEV**	RUS	0-2 (16:21, 8:21)	28min

Rank	Team		Matches				Sets			Points		
			Points	Played	Won	Lost	Won	Lost	Ratio	Won	Lost	Ratio
1	**KIRILLOV/AFANASYEV**	RUS	8	4	4	0	8	0	MAX	168	101	1.663
2	**DRABENOK/LITVINKA**	BLR	7	4	3	1	6	2	3.000	155	126	1.230
3	**ORZEL/CZAPLICKI**	POL	6	4	2	2	4	5	0.800	161	161	1.000
4	**TAKEMURA/AMO**	JPN	5	4	1	3	2	6	0.333	121	149	0.812
5	**METIN/CIFTCI**	TUR	4	4	0	4	1	8	0.125	114	182	0.626

Group C

Date	Time	Match	Team 1	NOC Code	Team 2	NOC Code	Score	Match Duration
THU 20 JUL 2017	09:40	5	LUSZCZEWSKI/PATOLA	POL	**SUDY/PAEHLER**	GER	1-2 (20:13, 13:21, 11:15)	52min
THU 20 JUL 2017	16:40	14	**DONCHENKO/TARASOV**	UKR	AIDOO/AMOAKWA	GHA	2-0 (21:0, 21:0)	
FRI 21 JUL 2017	08:00	19	**SUDY/PAEHLER**	GER	AIDOO/AMOAKWA	GHA	2-0 (21:0, 21:0)	
FRI 21 JUL 2017	15:00	28	LUSZCZEWSKI/PATOLA	POL	**DONCHENKO/TARASOV**	UKR	0-2 (13:21, 15:21)	36min
SAT 22 JUL 2017	10:30	43	**DONCHENKO/TARASOV**	UKR	SUDY/PAEHLER	GER	2-0 (21:17, 21:14)	38min
SAT 22 JUL 2017	17:30	52	AIDOO/AMOAKWA	GHA	**LUSZCZEWSKI/PATOLA**	POL	0-2 (0:21, 0:21)	

Rank	Team		Matches				Sets			Points		
			Points	Played	Won	Lost	Won	Lost	Ratio	Won	Lost	Ratio
1	**DONCHENKO/TARASOV**	UKR	6	2	3	0	6	0	MAX	84	59	1.424
2	**SUDY/PAEHLER**	GER	5	2	2	1	4	3	1.333	79	87	0.908
3	**LUSZCZEWSKI/PATOLA**	POL	4	2	1	2	3	4	0.750	73	90	0.811
	AIDOO/AMOAKWA	GHA										

Results Table - Preliminary Round
B4

Group D

Date	Time	Match	Team 1	NOC Code	Team 2	NOC Code	Score	Match Duration
THU 20 JUL 2017	10:30	7	**IMAI/SEI**	JPN	KONE/AWOTINE	GHA	2-0 (21:0, 21:0)	
THU 20 JUL 2017	17:30	16	**SEGOVIANO Valdivia/FLORES**	MEX	KARALIS/KOUREMENOS	GRE	2-0 (21:18, 21:11)	38min
FRI 21 JUL 2017	08:50	21	KONE/AWOTINE	GHA	**SEGOVIANO Valdivia/FLORES**	MEX	0-2 (0:21, 0:21)	
FRI 21 JUL 2017	15:50	30	**ZIDEK/BOCEK**	CZE	IMAI/SEI	JPN	2-1 (21:18, 17:21, 15:10)	58min
SAT 22 JUL 2017	11:20	45	SEGOVIANO Valdivia/FLORES	MEX	**ZIDEK/BOCEK**	CZE	0-2 (18:21, 15:21)	42min
SAT 22 JUL 2017	18:20	54	**KARALIS/KOUREMENOS**	GRE	KONE/AWOTINE	GHA	2-0 (21:0, 21:0)	
SUN 23 JUL 2017	09:40	58	**ZIDEK/BOCEK**	CZE	KARALIS/KOUREMENOS	GRE	2-0 (21:10, 21:6)	29min
SUN 23 JUL 2017	11:20	60	**IMAI/SEI**	JPN	SEGOVIANO Valdivia/FLORES	MEX	2-0 (21:17, 21:13)	36min
SUN 23 JUL 2017	16:40	64	KARALIS/KOUREMENOS	GRE	**IMAI/SEI**	JPN	0-2 (14:21, 16:21)	35min
SUN 23 JUL 2017	18:20	66	KONE/AWOTINE	GHA	**ZIDEK/BOCEK**	CZE	0-2 (0:21, 0:21)	

Rank	Team		Matches				Sets			Points		
			Points	Played	Won	Lost	Won	Lost	Ratio	Won	Lost	Ratio
1	**ZIDEK/BOCEK**	CZE	8	3	4	0	7	1	7.000	137	98	1.398
2	**IMAI/SEI**	JPN	7	3	3	1	7	2	3.500	133	113	1.177
3	**SEGOVIANO Valdivia/FLORES**	MEX	6	3	2	2	4	4	1.000	105	113	0.929
4	**KARALIS/KOUREMENOS**	GRE	5	3	1	3	2	6	0.333	75	126	0.595
	KONE/AWOTINE	GHA										

Group E

Date	Time	Match	Team 1	NOC Code	Team 2	NOC Code	Score	Match Duration
THU 20 JUL 2017	11:20	9	KURZMANN/GRATH	AUT	**OKATAN/TEKIN**	TUR	1-2 (21:11, 17:21, 12:15)	46min
THU 20 JUL 2017	18:20	18	**TSAPKALENKO/KOSHKAROV**	UKR	SEPP/OPIK	EST	2-0 (21:10, 21:13)	28min
FRI 21 JUL 2017	09:40	23	OKATAN/TEKIN	TUR	**SEPP/OPIK**	EST	1-2 (21:18, 17:21, 12:15)	54min
FRI 21 JUL 2017	16:40	32	KURZMANN/GRATH	AUT	**TSAPKALENKO/KOSHKAROV**	UKR	0-2 (7:21, 8:21)	29min
SAT 22 JUL 2017	08:00	37	**TSAPKALENKO/KOSHKAROV**	UKR	OKATAN/TEKIN	TUR	2-0 (21:12, 21:12)	28min
SAT 22 JUL 2017	15:00	46	**SEPP/OPIK**	EST	KURZMANN/GRATH	AUT	2-1 (14:21, 23:21, 15:10)	56min

Rank	Team		Matches				Sets			Points		
			Points	Played	Won	Lost	Won	Lost	Ratio	Won	Lost	Ratio
1	**TSAPKALENKO/KOSHKAROV**	UKR	6	3	3	0	6	0	MAX	126	62	2.032
2	**SEPP/OPIK**	EST	5	3	2	1	4	4	1.000	129	144	0.896
3	**OKATAN/TEKIN**	TUR	4	3	1	2	3	5	0.600	121	146	0.829
4	**KURZMANN/GRATH**	AUT	3	3	0	3	2	6	0.333	117	141	0.830

THU 20 JUL 2017
Start Time 8:05 - End Time 8:36
Match Duration 31min

Results
P2

DAYANOV/SELYUTIN (RUS) vs NETO/DALE (BRA)
2 0

Team	Sets	1	2	Total
DAYANOV/SELYUTIN (RUS)	2	21	21	42
NETO/DALE (BRA)	0	5	13	18
	Playing Time	11min	8h19	8h7

TEAM AND PLAYER PERFORMANCES

DAYANOV	SELYUTIN	Total	Scoring Skills	Total	NETO	DALE
21	17	38	**Serve Attempts**	**22**	**11**	**11**
	2	2	**Serve Faults**			
1	2	3	**Serve Aces**	**3**	**1**	**2**
			Fastest Serve			
18	13	31	**Attack Attempt**	**30**	**10**	**20**
9	9	18	**Attack Succes**	**8**	**1**	**7**
	1	1	**Block Success**			
		15	**Opponent Erro**	**7**		
		42	**Total Points**	**18**		
			Dig Successes			

WEATHER CONDITIONS

AIR TEMPERATURE:	°C / °F	HUMIDITY:	%
SAND TEMPERATURE:	°C / °F	CONDITIONS:	
WIND DIRECTION:		BAROMETRIC PRESSURE:	Mb
WIND SPEED:	km/h / mph		

LEGEND
- -
- -
- -
- -
- -

THU 20 JUL 2017
Start Time 8:00
Field 1

Start List

DAYANOV/SELYUTIN (RUS) vs NETO/DALE (BRA)

P1

First Referee: Sevilay GEZER

Second Referee: Kaya ERDEM (TUR)

DAYANOV/SELYUTIN (RUS)			NETO/DALE (BRA)		
Top:	**- Shorts:**		**Top:**	**- Shorts:**	
1	DAYANOV Rushan A.	-	1	NETO Felipe De Oliveira	-
2	SELYUTIN Maxim Nikolaevich	-	2	DALE COUTO Alexandre	-

LEGEND
(c) Captain

FRI 21 JUL 2017
Start Time 18:05 - End Time 18:41
Match Duration 36min

Results
P2

DAYANOV/SELYUTIN (RUS) vs KARKANI/KESHAVARZ (IRI)
2 0

Team	Sets	1	2	Total
DAYANOV/SELYUTIN (RUS)	2	21	21	42
KARKANI/KESHAVARZ (IRI)	0	13	11	24
	Playing Time	17min	17min	34min

First Refere Aylin TURNAOGLU **Second Refere** Sevilay ERDEM

TEAM AND PLAYER PERFORMANCES

DAYANOV	SELYUTIN	Total	Scoring Skills	Total	KARKANI	KESHAVARZ
22	19	41	**Serve Attempts**	**25**	**14**	**11**
1		1	**Serve Faults**	**1**	**1**	
	1	1	**Serve Aces**	**4**	**4**	
			Fastest Serve			
23	20	43	**Attack Attempt**	**44**	**20**	**24**
13	15	28	**Attack Succes**	**14**	**8**	**6**
1	3	4	**Block Success**	**1**		**1**
		12	**Opponent Erro**	**13**		
		42	**Total Points**	**24**		
12	10	22	**Dig Successes**			

WEATHER CONDITIONS

AIR TEMPERATURE:	°C / °F	HUMIDITY:	%
SAND TEMPERATURE:	°C / °F	CONDITIONS:	
WIND DIRECTION:		BAROMETRIC PRESSURE:	Mb
WIND SPEED:	km/h / mph		

LEGEND
- -
- -
- -
- -
- -

FRI 21 JUL 2017
Start Time 17:30
Field 1

Start List

DAYANOV/SELYUTIN (RUS) vs KARKANI/KESHAVARZ (IRI)

P1

First Referee: Aylin TURNAOGLU

Second Referee: Kaya ERDEM (TUR)

DAYANOV/SELYUTIN (RUS)
Top: Black - Shorts:

1	DAYANOV Rushan A.	-
2	SELYUTIN Maxim Nikolaevich	-

KARKANI/KESHAVARZ (IRI)
Top: White - Shorts:

1	KARKANI Hamed	-
2	KESHAVARZ Mehrad	-

LEGEND
(c) Captain

SAT 22 JUL 2017
Start Time 16:04 - End Time 16:40
Match Duration 35min

Results
P2

FRANZ/TEMPLIN (GER) vs DAYANOV/SELYUTIN (RUS)
0 2

Team	Sets	1	2	Total
FRANZ/TEMPLIN (GER)	0	15	7	22
DAYANOV/SELYUTIN (RUS)	2	21	21	42
	Playing Time	16min	18min	34min

First Refere Sukran SAKALLIOGLU **Second Refere** Mahmut GUNGOR

TEAM AND PLAYER PERFORMANCES

FRANZ	TEMPLIN	Total	Scoring Skills	Total	DAYANOV	SELYUTIN
16	7	23	**Serve Attempts**	**41**	**30**	**11**
	2	2	**Serve Faults**	**1**		**1**
1	1	2	**Serve Aces**	**4**	**3**	**1**
			Fastest Serve			
20	25	45	**Attack Attempt**	**41**	**19**	**22**
5	8	13	**Attack Succes**	**23**	**13**	**10**
	1	1	**Block Success**	**5**		**5**
		11	**Opponent Erro**	**22**		
		22	**Total Points**	**42**		
10	5	15	**Dig Successes**			

WEATHER CONDITIONS

AIR TEMPERATURE:	°C / °F	HUMIDITY:	%
SAND TEMPERATURE:	°C / °F	CONDITIONS:	
WIND DIRECTION:		BAROMETRIC PRESSURE:	Mb
WIND SPEED:	km/h / mph		

LEGEND
- -
- -
- -
- -
- -

SAT 22 JUL 2017
Start Time 15:50
Field 1

Start List

FRANZ/TEMPLIN (GER) vs DAYANOV/SELYUTIN (RUS)

P1

First Refere Sukran SAKALLIOGLU

Second Refere Mahmut GUNGOR

FRANZ/TEMPLIN (GER)
Top: Black - Shorts:

1	FRANZ Tobias	-
2	TEMPLIN Hendrik	-

DAYANOV/SELYUTIN (RUS)
Top: White - Shorts:

1	DAYANOV Rushan A.	-
2	SELYUTIN Maxim Nikolaevic	-

LEGEND
(c) Captain

FRI 21 JUL 2017
Start Time 18:56 - End Time 19:32
Match Duration 35min

Results
P2

KIRILLOV/AFANASYEV (RUS) vs DRABENOK/LITVINKA (BLR)
2 0

Team	Sets	1	2	Total
KIRILLOV/AFANASYEV (RUS)	2	21	21	42
DRABENOK/LITVINKA (BLR)	0	14	15	29
	Playing Time	15min	18min	33min

First Refere Yasin ILHAN **Second Refere** Omer ASIKOGLU

TEAM AND PLAYER PERFORMANCES

KIRILLOV	AFANASYEV	Total	Scoring Skills	Total	DRABENOK	LITVINKA
21	19	40	**Serve Attempts**	**31**	**16**	**15**
1	1	2	**Serve Faults**	**4**	**1**	**3**
2	3	5	**Serve Aces**	**1**		**1**
			Fastest Serve			
15	31	46	**Attack Attempt**	**31**	**17**	**14**
9	15	24	**Attack Succes**	**12**	**7**	**5**
	1	1	**Block Success**	**2**		**2**
		20	**Opponent Erro**	**20**		
		42	**Total Points**	**29**		
5	8	13	**Dig Successes**			

WEATHER CONDITIONS

AIR TEMPERATURE:	°C / °F	HUMIDITY:	%
SAND TEMPERATURE:	°C / °F	CONDITIONS:	
WIND DIRECTION:		BAROMETRIC PRESSURE:	Mb
WIND SPEED:	km/h / mph		

LEGEND
- -
- -
- -
- -
- -

FRI 21 JUL 2017
Start Time 18:20
Field 1

Start List

KIRILLOV/AFANASYEV (RUS) vs DRABENOK/LITVINKA (BLR)

P1

First Refere Yasin ILHAN

Second Refere Omer ASIKOGLU

KIRILLOV/AFANASYEV (RUS)
Top: Black - Shorts:

1	KIRILLOV Evgeny Alexandrov	-
2	AFANASYEV Ruslan	-

DRABENOK/LITVINKA (BLR)
Top: White - Shorts:

1	DRABENOK Artur	-
2	LITVINKA Viktar	-

LEGEND
(c) Captain

SAT 22 JUL 2017
Start Time 9:47 - End Time 10:15
Match Duration 28min

Results
P2

TAKEMURA/AMO (JPN) vs KIRILLOV/AFANASYEV (RUS)
0 2

Team	Sets	1	2	Total
TAKEMURA/AMO (JPN)	0	15	6	21
KIRILLOV/AFANASYEV (RUS)	2	21	21	42
	Playing Time	14min	12min	26min

First Refere Sukran SAKALLIOGLU **Second Refere** Mahmut GUNGOR

TEAM AND PLAYER PERFORMANCES

TAKEMURA	AMO	Total	Scoring Skills	Total	KIRILLOV	AFANASYEV
15	7	22	**Serve Attempts**	**41**	**23**	**18**
2		2	**Serve Faults**	**2**	**1**	**1**
2		2	**Serve Aces**	**4**	**3**	**1**
			Fastest Serve			
18	21	39	**Attack Attempt**	**46**	**26**	**20**
4	3	7	**Attack Succes**	**24**	**13**	**11**
1		1	**Block Success**			
		13	**Opponent Erro**	**19**		
		21	**Total Points**	**42**		
8	5	13	**Dig Successes**			

WEATHER CONDITIONS

AIR TEMPERATURE:	°C / °F	HUMIDITY:	%
SAND TEMPERATURE:	°C / °F	CONDITIONS:	
WIND DIRECTION:		BAROMETRIC PRESSURE:	Mb
WIND SPEED:	km/h / mph		

LEGEND
- -
- -
- -
- -
- -

SAT 22 JUL 2017
Start Time 9:40
Field 1

Start List

TAKEMURA/AMO (JPN) vs KIRILLOV/AFANASYEV (RUS)

P1

First Refere Sukran SAKALLIOGLU

Second Refere Mahmut GUNGOR

TAKEMURA/AMO (JPN)
Top: - Shorts:

1	TAKEMURA Norihiko	-
2	AMO Hiroshi	-

KIRILLOV/AFANASYEV (RUS)
Top: - Shorts:

1	KIRILLOV Evgeny Alexandrov	-
2	AFANASYEV Ruslan	-

LEGEND
(c) Captain

SUN 23 JUL 2017
Start Time 8:52 - End Time 9:31
Match Duration 39min

Results
P2

KIRILLOV/AFANASYEV (RUS) vs ORZEL/CZAPLICKI (POL)
2 0

Team	Sets	1	2	Total
KIRILLOV/AFANASYEV (RUS)	2	21	21	42
ORZEL/CZAPLICKI (POL)	0	15	12	27
	Playing Time	20min	16min	37min

First Refere Yasin ILHAN
Second Refere Sevilay ERDEM

TEAM AND PLAYER PERFORMANCES

KIRILLOV	AFANASYEV	Total	Scoring Skills	Total	ORZEL	CZAPLICKI
18	23	41	**Serve Attempts**	**28**	**20**	**8**
2	1	3	**Serve Faults**	**2**	**2**	
4	4	8	**Serve Aces**	**6**	**5**	**1**
			Fastest Serve			
18	19	37	**Attack Attempt**	**39**	**31**	**8**
11	11	22	**Attack Succes**	**12**	**10**	**2**
1	1	2	**Block Success**			
		24	**Opponent Erro**	**20**		
		42	**Total Points**	**27**		
10	10	20	**Dig Successes**			

WEATHER CONDITIONS

AIR TEMPERATURE:	°C / °F	HUMIDITY:	%
SAND TEMPERATURE:	°C / °F	CONDITIONS:	
WIND DIRECTION:		BAROMETRIC PRESSURE:	Mb
WIND SPEED:	km/h / mph		

LEGEND
- -
- -
- -
- -
- -

SUN 23 JUL 2017
Start Time 8:50
Field 1

Start List

KIRILLOV/AFANASYEV (RUS) vs ORZEL/CZAPLICKI (POL)

P1

First Referee: Yasin ILHAN

Second Referee: Kaya ERDEM (TUR)

KIRILLOV/AFANASYEV (RUS) Top: Blue - Shorts:			ORZEL/CZAPLICKI (POL) Top: Red - Shorts:		
1	KIRILLOV Evgeny Alexandrovich	-	1	ORZEL Tomasz	-
2	AFANASYEV Ruslan	-	2	CZAPLICKI Sebastian	-

LEGEND
(c) Captain

SUN 23 JUL 2017
Start Time 17:30 - End Time 17:59
Match Duration 28min

Results
P2

METIN/CIFTCI (TUR) vs KIRILLOV/AFANASYEV (RUS)
0 2

Team	Sets	1	2	Total
METIN/CIFTCI (TUR)	0	16	8	24
KIRILLOV/AFANASYEV (RUS)	2	21	21	42
	Playing Time	13min	12min	26min

First Refere Leyla DEMIRKAN **Second Refere** Mahmut GUNGOR

TEAM AND PLAYER PERFORMANCES

METIN	CIFTCI	Total	Scoring Skills	Total	KIRILLOV	AFANASYEV
10	15	25	**Serve Attempts**	**41**	**25**	**16**
2	6	8	**Serve Faults**	**9**	**3**	**6**
	2	2	**Serve Aces**	**8**	**7**	**1**
			Fastest Serve			
11	14	25	**Attack Attempt**	**31**	**15**	**16**
2	3	5	**Attack Succes**	**17**	**9**	**8**
2		2	**Block Success**			
		20	**Opponent Erro**	**28**		
		24	**Total Points**	**42**		
3	4	7	**Dig Successes**			

WEATHER CONDITIONS

AIR TEMPERATURE:	°C / °F	HUMIDITY:	%
SAND TEMPERATURE:	°C / °F	CONDITIONS:	
WIND DIRECTION:		BAROMETRIC PRESSURE:	Mb
WIND SPEED:	km/h / mph		

LEGEND
- -
- -
- -
- -
- -

SUN 23 JUL 2017
Start Time 17:30
Field 1

Start List

METIN/CIFTCI (TUR) vs KIRILLOV/AFANASYEV (RUS)

P1

First Refere Leyla DEMIRKAN

Second Refere Mahmut GUNGOR

METIN/CIFTCI (TUR) Top: Black - Shorts:			KIRILLOV/AFANASYEV (RUS) Top: Red - Shorts:		
1	METIN Harun	-	1	KIRILLOV Evgeny Alexandrov	-
2	CIFTCI Emre	-	2	AFANASYEV Ruslan	-

LEGEND
(c) Captain

Team Roster

As of MON 24 JUL 2017 at 11:17

BRA - Brazil

No.	Name	Pos	Height	Weight	Date of Birth	Age
1	RILA Tiago Marques Dias	GK			16 NOV 1996	21
6	AMARAL Juselio Mattos Do	RW			16 SEP 1985	32
7	ROQUE Dauber Santos	RW			1 MAR 1980	37
8	SACCHI Eloi Schiavinato	LW			2 MAY 1981	36
10	NAKATSU Diogo Massami	RB			14 OCT 1987	30
12	CAPORAL Felipe Ceresine	CB			7 MAY 1991	26
13	SANTANA JUNIOR(C)	CB			19 DEC 1985	32
15	DA SILVA Esdras Coutinho	LB			28 MAR 1992	25
22	DE SALES Ricardo Damaso	P			6 AUG 1990	26
33	DE MORAIS Tiago Marcal	RB			2 APR 1990	27
40	DE OLIVEIRA Andre Carlos Alves	LW			2 APR 1977	40
44	MOCILIN JUNIOR Norberto	LB			15 APR 1992	25
77	PORTO Marcelo	P			12 JAN 1983	34
92	DE OLIVEIRA Douglas Henrique	GK			15 JAN 1999	18
99	DE OLIVEIRA JUNIOR Wanderley Tosta	P			7 OCT 1986	30
	Team averages					29.3

Coach DOS SANTOS Marcello Lima

Assistant Coach DOS SANTOS Rafael

Physiotherapist NEVES Caio Mattos Baeta

Uniform Color (Shirts - Pants)

1st Yellow

2nd Blue

LEGEND

B	Both Handed	**B**	Back	**CB**	Centre Back	**FP**	Joueur	**GK**	Goalkeeper
Int.	International	**L**	Left Handed	**LB**	Left Back	**LW**	Left Wing	**No.**	Uniform Number
P	Pivot	**Pos**	Position	**R**	Right Handed	**RB**	Right Back	**RW**	Right Wing
W	Wing								

Note: Updated with additional player data for Serbia

Team Roster

As of MON 24 JUL 2017 at 11:17

CRO - Croatia

No.	Name	Pos	Height	Weight	Date of Birth	Age
1	PROSENSKI Marko				22 JUN 1988	29
2	ROZIC Antonio				23 JUL 1994	23
3	PERAK Ilija	P			23 DEC 1992	25
4	FODOR Daniel				27 OCT 1980	37
5	ZIVKOVIC Kristijan				14 DEC 1990	27
6	LUSIC Oliver(C)				2 JUN 1990	27
7	BOSNJAK Tomislav				29 MAR 1987	30
8	JUKIC Pero				23 JAN 1987	30
9	KOLARIC Jakov				4 NOV 1990	26
10	SCULAC Stjepan	P			12 APR 1997	20
11	CRNOJEVIC Bojan				20 MAY 1987	30
12	BEDENIK Ziga	GK			13 JAN 1991	26
13	SKOKO Goran	P			30 DEC 1982	35
14	PAJIC Ivan				27 FEB 1984	33
15	PERAK Mateo				22 SEP 1995	22
16	SAGOVAC Dean	GK			13 DEC 1971	46
17	DAMJANIC Nemanja				2 DEC 1993	23
18	TURKOVIC Marjan	P			24 DEC 1984	33
	Team averages					29.0

Coach BJEGOVIC Vojo

Uniform Color (Shirts - Pants)

1st White

2nd Red

LEGEND

B	Both Handed	**B**	Back	**CB**	Centre Back	**FP**	Joueur	**GK**	Goalkeeper
Int.	International	**L**	Left Handed	**LB**	Left Back	**LW**	Left Wing	**No.**	Uniform Number
P	Pivot	**Pos**	Position	**R**	Right Handed	**RB**	Right Back	**RW**	Right Wing
W	Wing								

Note: Updated with additional player data for Serbia

Team Roster

As of MON 24 JUL 2017 at 11:17

DEN - Denmark

No.	Name	Pos	Height	Weight	Date of Birth	Age
1	IVERSEN Lars Kristian	GK			20 OCT 1979	38
2	KARN Troels				13 JUN 1998	19
3	TRILLINGSGAARD Emil Mitko	LW			16 APR 1991	26
5	OLSEN Frederik	LW			24 JUL 1985	32
6	LOVIG Lars				1 APR 1987	30
7	WITT Charly Christoffer	RW			17 DEC 1988	29
8	KUHN Jonas	P			13 NOV 2000	17
9	JENSEN Bjarke				4 MAR 1997	20
10	DAMHOLT Lenny Renee	P			16 NOV 1969	48
11	JENSEN Mads				1 APR 1985	32
13	KLECZEWSKI Nicklas				13 DEC 1991	26
15	LEJSGAARD Nicklas	LW			24 APR 1998	19
16	NIELSEN Marc	GK			20 JUN 1994	23
	Team averages					27.6

Coach KARVP Louise

Assistant Coach DAHL Mark

Physiotherapist SINERTSEN Rene

Uniform Color (Shirts - Pants)

1st Red

LEGEND

B	Both Handed	**B**	Back	**CB**	Centre Back	**FP**	Joueur	**GK**	Goalkeeper
Int.	International	**L**	Left Handed	**LB**	Left Back	**LW**	Left Wing	**No.**	Uniform Number
P	Pivot	**Pos**	Position	**R**	Right Handed	**RB**	Right Back	**RW**	Right Wing
W	Wing								

Note: Updated with additional player data for Serbia

Team Roster

As of MON 24 JUL 2017 at 11:17

GER - Germany

No.	Name	Pos	Height	Weight	Date of Birth	Age
2	LAUCKNER Sven(C)	P			7 JAN 1975	42
4	KINNBACK Daniel	RW			22 DEC 1982	35
5	PETERSEN Sonke	RB			18 JAN 1996	21
6	ERDMANN Nils	RB			31 OCT 1985	32
7	GOETZ Dominik	LW			27 DEC 1994	23
9	BAYER Philip	LB			31 OCT 1992	25
10	WERLING Felix Maximilian	CB			9 JAN 1991	26
11	EVERDING Timo	RW			3 MAY 1995	22
12	CARSTENS Tim	GK			8 JUN 1976	41
13	MCGUIGAN Philip	B			25 DEC 1999	18
14	MOELLER Erik	B			2 MAY 1980	37
15	DAUNGAUER Witali	P			19 APR 1986	31
16	MITSCHKE Hendrik	GK			13 MAY 1983	34
17	KLEIN Sebastian	LB			22 APR 1992	25
19	RUF Alwin	RW			18 DEC 1997	20
	Team averages					28.8

Coach	KOCK Wolfgang	**Uniform Color (Shirts - Pants)**	
Assistant Coach	ZOLLER Gerorg	**1st**	Black
		2nd	Red
Doctor	STEINMANN Sabine	**3rd**	White
Physiotherapist	EVERDING Dirk		

LEGEND

B	Both Handed	**B**	Back	**CB**	Centre Back	**FP**	Joueur	**GK**	Goalkeeper
Int.	International	**L**	Left Handed	**LB**	Left Back	**LW**	Left Wing	**No.**	Uniform Number
P	Pivot	**Pos**	Position	**R**	Right Handed	**RB**	Right Back	**RW**	Right Wing
W	Wing								

Note: Updated with additional player data for Serbia

Team Roster

As of MON 24 JUL 2017 at 11:17

RUS - Russia

No.	Name	Pos	Height	Weight	Date of Birth	Age
2	DREMKOV Alexey	RB			11 MAR 1996	21
3	PANOV Denis	LB			2 SEP 1988	28
4	SKAFAR Vladislav	P			5 JUL 1990	27
5	DIGUROV Aslan	LB			10 JUN 1989	28
7	STOROZHEV Roman	RW			3 AUG 1993	23
9	OVCHARENKO Maksim	LW			13 JUL 1989	28
10	BURYKIN Yury Valerievich	RW			4 JUL 1979	38
11	MALUEV Roman	LB			21 JUN 1989	28
12	FILATOV Vladimir	GK			19 NOV 1990	27
13	SIZOV Andrey	LB			20 OCT 1978	39
16	SUROVSKIY Stanislav Sergeevich	GK			16 JUN 1987	30
17	NIKULIN Mikhail Olegovich	P			12 NOV 1987	29
21	SAMOYLYUKOV Sergey Sergeevich	CB			21 OCT 1987	30
27	SINILKIN Valery	P			27 NOV 1992	25
31	KITAEV Anton	LW			16 NOV 1982	35
88	CHOMAEV Murat(C)	LB			1 JUN 1992	25
	Team averages					28.8

Coach BARSUKOV Vitalii

Assistant Coach TRUFAN Alexei

Doctor DESHIN Roman

Physiotherapist DZERESHTIEV Edvard Mapomedovich

Uniform Color (Shirts - Pants)

1st Red

2nd Blue

LEGEND

B	Both Handed	**B**	Back	**CB**	Centre Back	**FP**	Joueur	**GK**	Goalkeeper
Int.	International	**L**	Left Handed	**LB**	Left Back	**LW**	Left Wing	**No.**	Uniform Number
P	Pivot	**Pos**	Position	**R**	Right Handed	**RB**	Right Back	**RW**	Right Wing
W	Wing								

Note: Updated with additional player data for Serbia

Team Roster

As of MON 24 JUL 2017 at 11:17

SRB - Serbia

No.	Name	Pos	Height	Weight	Date of Birth	Age
1	TEPAVAC Vladimir(C)	GK	1.83	90	29 AUG 1980	37
2	DROBNJAK Dragisa	LB	1.78	91	25 MAR 1963	54
3	BRAKOCEVIC Milivoje	CB	1.91	97	28 NOV 1963	54
4	STOJKOVIC Aleksandar Velibor	RB	1.84	80	28 NOV 1984	33
5	BARISIC Milan	B	1.97	100	14 JAN 1982	35
6	CALIC Miroslav	LW	1.74	77	31 JUL 1993	24
7	NIKOLIC Bozidar	GK	1.82	85	2 JAN 1984	33
8	MICANOVIC Radovan	RW	1.86	89	30 DEC 1990	27
9	DURAKOVIC Admir Nusret	CB	1.97	105	27 APR 1987	30
13	ALEKSIC Aleksa	LW	1.94	95	5 SEP 1987	29
14	TOMICEVIC Miroslav Ivan	RW	1.94	90	3 APR 1988	29
16	TENIC Srdjan Dragan	GK	1.82	80	20 OCT 1985	32
17	MILANOVIC Nemanja	CB	1.85	88	1 JUN 1990	27
18	TOMICEVIC Djordje	P	1.93	97	28 FEB 1991	26
19	STEFANOVIC Adam	P	1.85	99	24 OCT 1980	37
20	STOJKOVIC Uros	LW	1.83	78	17 NOV 1995	22
	Team averages		1.87	90.1		33.1

Coach DROBNJAK Dragisa

Uniform Color (Shirts - Pants)

1st White

2nd Red

LEGEND

B	Both Handed	**B**	Back	**CB**	Centre Back	**FP**	Joueur	**GK**	Goalkeeper
Int.	International	**L**	Left Handed	**LB**	Left Back	**LW**	Left Wing	**No.**	Uniform Number
P	Pivot	**Pos**	Position	**R**	Right Handed	**RB**	Right Back	**RW**	Right Wing
W	Wing								

Note: Updated with additional player data for Serbia

Team Roster

As of MON 24 JUL 2017 at 11:17

TUR - Turkey

No.	Name	Pos	Height	Weight	Date of Birth	Age
2	OZCELIK Emre	P			7 FEB 1992	25
3	KIZILKAYA Taskin	LW			10 JAN 1987	30
4	GUNDUZ Kemal	P			22 AUG 1982	35
5	DENLI Cem	P			10 JAN 1991	26
6	SAHIN Ali Rifat	CB			4 AUG 1984	32
7	YILMAZ Ergin	CB			19 DEC 1984	33
8	GOZEL Ahmet	LB			4 JUN 1986	31
9	ACAR Murat	RW			3 NOV 1997	19
10	ALKOYUN Hamza	LW			30 APR 1986	31
11	OZBAY Mustafa	LB			1 AUG 1983	33
12	SONMEZ Remzi	GK			19 APR 1987	30
14	SEMIZ Mustafa	LB			12 JUN 1998	19
15	KIS Mahmut Volkan	RB			25 JUL 1987	30
17	TUNA Ismail	LW			18 JUL 1997	20
26	ORAL Serkan(C)	GK			24 JAN 1976	41
35	ATAK Murat	RB			21 APR 1984	33
38	KOKLU Samet	CB			18 MAR 1988	29
59	GUNDOGDU Tugay	RW			30 MAY 1990	27
	Team averages					29.1

Coach	KORAL Korer
Assistant Coach	TATAR Nesrin
Doctor	GOKCIMEN Harun
Physiotherapist	BAGDATLI Senoy

Uniform Color (Shirts - Pants)

1st	White
2nd	Red

LEGEND

B	Both Handed	**B**	Back	**CB**	Centre Back	**FP**	Joueur	**GK**	Goalkeeper
Int.	International	**L**	Left Handed	**LB**	Left Back	**LW**	Left Wing	**No.**	Uniform Number
P	Pivot	**Pos**	Position	**R**	Right Handed	**RB**	Right Back	**RW**	Right Wing
W	Wing								

Note: Updated with additional player data for Serbia

Competition Schedule

As of WED 19 JUL 2017

Date	Start Time	Estimated Finish Time	Teams	Gender	Phase	Game No.
THU 20 JUL 2017	11:00	12:15	TUR - BRA	Men	Preliminary Group A	1
	14:00	15:15	RUS - SRB	Men	Preliminary Group A	2
	17:00	18:15	DEN - GER	Men	Preliminary Group B	3
SAT 22 JUL 2017	11:00	12:15	GER - CRO	Men	Preliminary Group B	4
	14:00	15:15	SRB - TUR	Men	Preliminary Group A	5
	17:00	18:15	BRA - RUS	Men	Preliminary Group A	6
MON 24 JUL 2017	11:00	12:15	SRB - BRA	Men	Preliminary Group A	7
	14:00	15:15	TUR - RUS	Men	Preliminary Group A	8
	17:00	18:15	DEN - CRO	Men	Preliminary Group B	9
WED 26 JUL 2017	14:00	15:15	SRB - DEN	Men	5-7 Place Match 1	10
	17:00	18:15	TUR - GER	Men	Semi-finals	11
	20:00	21:15	CRO - RUS	Men	Semi-finals	12
THU 27 JUL 2017	12:00	13:15	DEN - BRA	Men	5-7 Place Match 2	13
FRI 28 JUL 2017	16:00	17:15	GER - CRO	Men	Bronze-medal Match	14
	19:00	20:15	TUR - RUS	Men	Gold-medal Match	15

LEGEND

L Loser **No.** Number **No.** Number **W** Winner

Report Created WED 19 JUL 2017 22:32

Medallists

As of FRI 28 JUL 2017 at 20:49

Gold	Silver	Bronze
TUR - Turkey	**RUS - Russia**	**CRO - Croatia**
2 OZCELIK Emre	2 DREMKOV Alexey	1 PROSENSKI Marko
3 KIZILKAYA Taskin	3 PANOV Denis	2 ROZIC Antonio
4 GUNDUZ Kemal	4 SKAFAR Vladislav	3 PERAK Ilija
5 DENLI Cem	5 DIGUROV Aslan	4 FODOR Daniel
6 SAHIN Ali Rifat	7 STOROZHEV Roman	5 ZIVKOVIC Kristijan
7 YILMAZ Ergin	9 OVCHARENKO Maksim	6 LUSIC Oliver
8 GOZEL Ahmet	10 BURYKIN Yury Valerievich	7 BOSNJAK Tomislav
9 ACAR Murat	11 MALUEV Roman	8 JUKIC Pero
10 ALKOYUN Hamza	12 FILATOV Vladimir	9 KOLARIC Jakov
11 OZBAY Mustafa	13 SIZOV Andrey	10 SCULAC Stjepan
12 SONMEZ Remzi	16 SUROVSKIY Stanislav Sergeevich	11 CRNOJEVIC Bojan
14 SEMIZ Mustafa	17 NIKULIN Mikhail Olegovich	12 BEDENIK Ziga
15 KIS Mahmut Volkan	21 SAMOYLYUKOV Sergey Sergeevich	13 SKOKO Goran
17 TUNA Ismail	27 SINILKIN Valery	14 PAJIC Ivan
26 ORAL Serkan	31 KITAEV Anton	15 PERAK Mateo
35 ATAK Murat	88 CHOMAEV Murat	16 SAGOVAC Dean
38 KOKLU Samet		17 DAMJANIC Nemanja
59 GUNDOGDU Tugay		18 TURKOVIC Marjan

Final Standings

As of FRI 28 JUL 2017 at 21:05

Medal	Rank	Team
Gold	1	TUR - Turkey
Silver	2	RUS - Russia
Bronze	3	CRO - Croatia
	4	GER - Germany
	5	SRB - Serbia
	6	DEN - Denmark
	7	BRA - Brazil

Brackets

As of FRI 28 JUL 2017 at 20:50

Semi-finals

TUR

Semi-finals
Game 11, 26 JUL 17:00

GER

TUR 24 - 22

CRO

Semi-finals
Game 12, 26 JUL 20:00

RUS

RUS 31 - 30

Finals

Gold-medal Match
Game 15, 28 JUL 19:00

TUR 30 - 26

1 TUR - Turkey

2 RUS - Russia

GER

Bronze-medal Match
Game 14, 28 JUL 16:00

CRO

CRO 26 - 22

3 CRO - Croatia

4 GER - Germany

SRB

5-7 Place Match 1
Game 10, 26 JUL 14:00

DEN

SRB 37 - 17

5 SRB - Serbia

6 DEN - Denmark

DEN

5-7 Place Match 2
Game 13, 27 JUL 12:00

BRA

DEN 24 - 22

7 BRA - Brazil

FRI 28 JUL 2017
Start Time 19:00
Game Duration: 01:26

Results

TUR 30 vs 26 RUS

(13 - 11) (17 - 15)

Referees: Ozgur BENLI (TUR) Savas YUKSEK (TUR)

TUR - Turkey

Players		Shots								Punishments			
No.	Name	G / S	%	6m	Wing	9m	7m	FB	BT	YC	2Min	RC	BC
2	OZCELIK Emre	5/5	100	5/5						1			
3	KIZILKAYA Taskin												
4	GUNDUZ Kemal												
5	DENLI Cem										1		
6	SAHIN Ali Rifat	0/2	0		0/1	0/1							
7	YILMAZ Ergin												
8	GOZEL Ahmet												
9	ACAR Murat	8/13	62	3/3	1/2	1/5		3/3		1			
10	ALKOYUN Hamza	7/9	78	1/1	1/1	2/3	2/3	1/1			1		
11	OZBAY Mustafa	7/13	54	0/1		5/10			2/2	1			
12	SONMEZ Remzi												
15	KIS Mahmut Volkan	2/4	50		1/2	0/1		1/1					
26	ORAL Serkan (C)												
35	ATAK Murat	1/1	100	1/1									
38	KOKLU Samet												
59	GUNDOGDU Tugay												
	Bench/Team												
	Totals	30/47	64	10/11	3/6	8/20	2/3	5/5	2/2	3	2		

Goalkeepers		Saves							
No.	Name	S/S	%	6m	Wing	9m	7m	FB	BT
12	SONMEZ Remzi	4/29	14	0/8	2/7	1/3	0/4	1/4	0/3
26	ORAL Serkan	0/1	0				0/1		
	Totals	4/30	13	0/8	2/7	1/3	0/5	1/4	0/3

RUS - Russia

Players		Shots								Punishments			
No.	Name	G / S	%	6m	Wing	9m	7m	FB	BT	YC	2Min	RC	BC
2	DREMKOV Alexey	6/9	67	0/1		1/3	5/5						
3	PANOV Denis												
4	SKAFAR Vladislav	1/1	100	1/1									
5	DIGUROV Aslan												
7	STOROZHEV Roman	5/5	100	1/1	3/3			1/1		1			
9	OVCHARENKO Maksim	1/2	50		1/2								
10	BURYKIN Yury Valerievich	1/3	33		0/1	1/1		0/1		1			
11	MALUEV Roman	3/5	60	3/4				0/1					
12	FILATOV Vladimir												
13	SIZOV Andrey												
16	SUROVSKIY Stanislav Sergeevich												
17	NIKULIN Mikhail Olegovich	1/1	100	1/1							2		
21	SAMOYLYUKOV Sergey Sergeevich	2/2	100	2/2						1			
27	SINILKIN Valery												
31	KITAEV Anton	3/4	75		1/2			2/2					
88	CHOMAEV Murat (C)	3/6	50			0/3			3/3				
	Bench/Team												
	Totals	26/38	68	8/10	5/8	2/7	5/5	3/5	3/3	3	2		

Goalkeepers		Saves							
No.	Name	S/S	%	6m	Wing	9m	7m	FB	BT
12	FILATOV Vladimir	2/14	14	0/3	0/1	2/3	0/1	0/4	0/2
16	SUROVSKIY Stanislav Sergeevich	8/26	31	0/7	2/4	6/13	0/1	0/1	
	Totals	10/40	25	0/10	2/5	8/16	0/2	0/5	0/2

FRI 28 JUL 2017
Start Time 19:00
Game Duration: 01:26

Results

RUNNING SCORE

TUR - RUS

1st Half				2nd Half			
	0	(2')	**1** DREMKOV A.	OZBAY M.	**14**	(31')	**11**
ALKOYUN H.	**1**	(3')	**1**	ALKOYUN H.	**15**	(32')	**11**
	1	(4')	**2** STOROZHEV R.		**15**	(33')	**12** KITAEV A.
OZBAY M.	**2**	(5')	**2**	OZBAY M.	**16**	(34')	**12**
ACAR M.	**3**	(10')	**2**		**16**	(34')	**13** STOROZHEV R.
	3	(11')	**3** DREMKOV A.	OZCELIK E.	**17**	(35')	**13**
	3	(14')	**4** CHOMAEV M.	ACAR M.	**18**	(35')	**13**
OZCELIK E.	**4**	(15')	**4**		**18**	(35')	**14** KITAEV A.
ACAR M.	**5**	(16')	**4**	OZBAY M.	**19**	(37')	**14**
	5	(17')	**5** CHOMAEV M.		**19**	(37')	**15** DREMKOV A.
ALKOYUN H.	**6**	(18')	**5**	ALKOYUN H.	**20**	(38')	**15**
OZCELIK E.	**7**	(19')	**5**	ACAR M.	**21**	(39')	**15**
	7	(19')	**6** SAMOYLYUKOV S.		**21**	(39')	**16** STOROZHEV R.
ALKOYUN H.	**8**	(22')	**6**	ACAR M.	**22**	(41')	**16**
	8	(22')	**7** OVCHARENKO M.		**22**	(42')	**17** DREMKOV A.
	8	(23')	**8** CHOMAEV M.	OZBAY M.	**23**	(43')	**17**
ACAR M.	**9**	(25')	**8**		**23**	(43')	**18** SAMOYLYUKOV S.
OZCELIK E.	**10**	(26')	**8**		**23**	(45')	**19** DREMKOV A.
ATAK M.	**11**	(28')	**8**	OZBAY M.	**24**	(46')	**19**
	11	(28')	**9** SKAFAR V.		**24**	(47')	**20** NIKULIN M.
OZBAY M.	**12**	(29')	**9**		**24**	(47')	**21** STOROZHEV R.
	12	(29')	**10** MALUEV R.	ACAR M.	**25**	(48')	**21**
ACAR M.	**13**	(30')	**10**		**25**	(48')	**22** MALUEV R.
	13	(30')	**11** MALUEV R.		**25**	(50')	**23** BURYKIN Y.
					25	(52')	**24** KITAEV A.
				KIS M.	**26**	(53')	**24**
				ALKOYUN H.	**27**	(54')	**24**
					27	(55')	**25** DREMKOV A.
				OZCELIK E.	**28**	(56')	**25**
				ALKOYUN H.	**29**	(58')	**25**
				KIS M.	**30**	(58')	**25**
					30	(60')	**26** STOROZHEV R.

LEGEND

%	Efficiency	**(C)**	Captain	**2Min**	2 minutes suspension	**6m**	6 metre Shots	**7m**	7 metre Shots
7mS	7metre Saves	**9m**	9 metre Shots	**BC**	Blue Cards	**BC**	Blue Cards	**BT**	Break Through Shots
FB	Fast Break Shots	**G / S**	Goals/Shots	**No.**	Uniform Number	**RC**	Red Cards	**S**	Saves
Wing	Wing Shots	**YC**	Yellow Card						

FRI 28 JUL 2017
Start Time 19:00
Game Duration: 01:26

Match Statistics

TUR 30 vs 26 RUS

(13 - 11) (17 - 15)

Referee: Ozgur BENLI (TUR) Savas YUKSEK (TUR)

TUR - Turkey

No.	Name	Shots								Offence		Defence		Penalties				TP
		G / S	%	6m	Wing	9m	7m	FB	BT	AS	TF	ST	BS	YC	2Min	RC	BC	
2	OZCELIK Emre	5/5	100	5/5										1				60:00
3	KIZILKAYA Taskin																	
4	GUNDUZ Kemal																	
5	DENLI Cem														1			
6	SAHIN Ali Rifat	0/2	0		0/1	0/1				6								60:00
7	YILMAZ Ergin																	
8	GOZEL Ahmet																	
9	ACAR Murat	8/13	62	3/3	1/2	1/5		3/3		5				1				60:00
10	ALKOYUN Hamza	7/9	78	1/1	1/1	2/3	2/3	1/1		2					1			60:00
11	OZBAY Mustafa	7/13	54	0/1		5/10			2/2				1	1				60:00
12	SONMEZ Remzi																	59:25
15	KIS Mahmut Volkan	2/4	50		1/2	0/1		1/1										30:00
26	ORAL Serkan (C)																	0:27
35	ATAK Murat	1/1	100	1/1														30:00
38	KOKLU Samet																	
59	GUNDOGDU Tugay																	
	Bench/Team																	
	Totals	30/47	64	10/11	3/6	8/20	2/3	5/5	2/2	13			1	3	2			

Goalkeepers		Total Shots		6m Shots		Wing Shots		9m Shots		7m Shots		Fast Breaks		Breakthroughs	
No.	Name	S/S	%	S/S	%	S/S	%	S/S	%	S/S	%	S/S	%	S/S	%
12	SONMEZ Remzi	4/29	14	0/8	0	2/7	29	1/3	33	0/4	0	1/4	25	0/3	0
26	ORAL Serkan	0/1	0							0/1	0				
	Totals	4/30	13	0/8	0	2/7	29	1/3	33	0/5	0	1/4	25	0/3	0

Team Shots	Goals	Saves	Missed	Post	Blocked	Total	%
6m Shots	10			1		11	91
Wing Shots	3	2		1		6	50
9m Shots	8	8	2		2	20	40
7m Shots	2			1	N/A	3	67
Fast Breaks	5					5	100
Breakthroughts	2					2	100
Totals	30	10	2	3	2	47	64

FRI 28 JUL 2017
Start Time 19:00
Game Duration: 01:26

Match Statistics

TUR 30 vs 26 RUS

(13 - 11) (17 - 15)

Referee: Ozgur BENLI (TUR) Savas YUKSEK (TUR)

RUS - Russia

No.	Name	Shots								Offence		Defence		Penalties				TP
		G / S	%	6m	Wing	9m	7m	FB	BT	AS	TF	ST	BS	YC	2Min	RC	BC	
2	DREMKOV Alexey	6/9	67	0/1		1/3	5/5			2								60:00
3	PANOV Denis																	
4	SKAFAR Vladislav	1/1	100	1/1														
5	DIGUROV Aslan																	
7	STOROZHEV Roman	5/5	100	1/1	3/3			1/1		1				1				30:00
9	OVCHARENKO Maksim	1/2	50		1/2					2								30:00
10	BURYKIN Yury Valerievich	1/3	33		0/1	1/1		0/1						1				30:00
11	MALUEV Roman	3/5	60	3/4				0/1		2								60:00
12	FILATOV Vladimir									1								17:53
13	SIZOV Andrey																	
16	SUROVSKIY Stanislav Sergeevich									1								42:06
17	NIKULIN Mikhail Olegovich	1/1	100	1/1						1					2			60:00
21	SAMOYLYUKOV Sergey Sergeevich	2/2	100	2/2						1				1				
27	SINILKIN Valery																	
31	KITAEV Anton	3/4	75		1/2			2/2		3								30:00
88	CHOMAEV Murat (C)	3/6	50			0/3			3/3	3			2					60:00
	Bench/Team																	
	Totals	26/38	68	8/10	5/8	2/7	5/5	3/5	3/3	17			2	3	2			

Goalkeepers		Total Shots		6m Shots		Wing Shots		9m Shots		7m Shots		Fast Breaks		Breakthroughs	
No.	Name	S/S	%	S/S	%	S/S	%	S/S	%	S/S	%	S/S	%	S/S	%
12	FILATOV Vladimir	2/14	14	0/3	0	0/1	0	2/3	67	0/1	0	0/4	0	0/2	0
16	SUROVSKIY Stanislav Sergeevich	8/26	31	0/7	0	2/4	50	6/13	46	0/1	0	0/1	0		
	Totals	10/40	25	0/10	0	2/5	40	8/16	50	0/2	0	0/5	0	0/2	0

Team Shots	Goals	Saves	Missed	Post	Blocked	Total	%
6m Shots	8			2		10	80
Wing Shots	5	2		1		8	63
9m Shots	2	1	3		1	7	29
7m Shots	5				N/A	5	100
Fast Breaks	3	1		1		5	60
Breakthroughts	3					3	100
Totals	26	4	3	4	1	38	68

LEGEND

%	Efficiency	**(C)**	Captain	**2Min**	2 minutes suspension	**6m**	6 metre Shots	**7m**	7 metre Shots
7mS	7metre Saves	**9m**	9 metre Shots	**AS**	Assists	**BC**	Blue Cards	**BC**	Blue Cards
BS	Blockes Shots	**BT**	Break Through Shots	**FB**	Fast Break Shots	**G / S**	Goals/Shots	**No.**	Uniform Number
TO	Turnovers	**Wing**	Wing Shots	**YC**	Yellow Card	**S**	Saves	**ST**	Steals

FRI 28 JUL 2017
Start Time 19:00
Game Duration: 01:26

Play by Play

TUR 30 vs 26 RUS
(13 - 11) (17 - 15)

Teams:

TUR	2 OZCELIK Emre	3 KIZILKAYA Taskin	4 GUNDUZ Kemal	5 DENLI Cem
	6 SAHIN Ali Rifat	7 YILMAZ Ergin	8 GOZEL Ahmet	9 ACAR Murat
	10 ALKOYUN Hamza	11 OZBAY Mustafa	12 SONMEZ Remzi	15 KIS Mahmut Volkan
	26 ORAL Serkan	35 ATAK Murat	38 KOKLU Samet	59 GUNDOGDU Tugay
	A ELER Serdar	B KORAL Korer	C SANCAKCEKEN Murat	D YORUK Musa
RUS	2 DREMKOV Alexey	3 PANOV Denis	4 SKAFAR Vladislav	5 DIGUROV Aslan
	7 STOROZHEV Roman	9 OVCHARENKO Maksim	10 BURYKIN Yury Valerievich	11 MALUEV Roman
	12 FILATOV Vladimir	13 SIZOV Andrey	16 SUROVSKIY Stanislav Sergeevich	17 NIKULIN Mikhail Olegovich
	21 SAMOYLYUKOV Sergey Sergeevich	27 SINILKIN Valery	31 KITAEV Anton	88 CHOMAEV Murat
	A BARSUKOV Vitalii	B TRUFAN Alexei	C	D DESHIN Roman

1st Half

Game Time	TUR - Turkey	Score	Diff	RUS - Russia
	12 SONMEZ R. Starting goalkeeper			
				16 SUROVSKIY S. Starting goalkeeper
00:54	11 OZBAY M. Warning (Yellow card)			
01:05		0-1	-1	2 DREMKOV A. Goal 7m
01:49				10 BURYKIN Y. Warning (Yellow card)
02:20	11 OZBAY M. Shot 6m post			
02:46	10 ALKOYUN H. Goal 7m	1-1	0	
03:26		1-2	-1	7 STOROZHEV R. Goal Wing
03:47				11 MALUEV R. Assist
03:59				16 SUROVSKIY S. Wing Shot saves
03:59	15 KIS M. Wing Shot saves			
04:04				10 BURYKIN Y. Shot Fast Break saved
04:04	12 SONMEZ R. Shot Fast Break saved			
04:53	11 OZBAY M. Goal 9m	2-2	0	
06:36	11 OZBAY M. Shot 9m missed			
07:04				7 STOROZHEV R. Warning (Yellow card)
08:08	2 OZCELIK E. Warning (Yellow card)			
08:57				16 SUROVSKIY S. Shot 9m saved
08:57	9 ACAR M. Shot 9m saved			
09:39	9 ACAR M. Goal 9m 6 SAHIN A. Assist	3-2	1	
10:28		3-3	0	2 DREMKOV A. Goal 7m
11:25				16 SUROVSKIY S. Shot 9m saved
11:25	6 SAHIN A. Shot 9m saved			
13:09	9 ACAR M. Shot 9m missed			
13:56		3-4	-1	88 CHOMAEV M. Goal Break Trough 17 NIKULIN M. Assist
14:23	2 OZCELIK E. Goal 6m	4-4	0	
14:36	9 ACAR M. Assist			
14:54				11 MALUEV R. Shot 6m post
14:59				11 MALUEV R. Shot Fast Break post
15:29				16 SUROVSKIY S. Shot 9m saved
15:29	9 ACAR M. Shot 9m saved			
15:53	9 ACAR M. Goal Fast Break	5-4	1	
16:57		5-5	0	88 CHOMAEV M. Goal Break Trough 9 OVCHARENKO M. Assist
17:16				21 SAMOYLYUKOV S. Warning (Yellow card)
17:29				16 SUROVSKIY S. Shot 9m saved
17:29	10 ALKOYUN H. Shot 9m saved			
17:53	10 ALKOYUN H. Goal 6m	6-5	1	
18:33	2 OZCELIK E. Goal 6m	7-5	2	
18:52		7-6	1	21 SAMOYLYUKOV S. Goal 6m
19:54				16 SUROVSKIY S. Substitution out
19:56				12 FILATOV V. Substitution in
20:04	10 ALKOYUN H. Shot 7m post			

FRI 28 JUL 2017
Start Time 19:00
Game Duration: 01:26

Play by Play

TUR 30 vs 26 RUS

(13 - 11) (17 - 15)

Game Time	TUR - Turkey	Score	Diff	RUS - Russia
20:22				16 SUROVSKIY S. Substitution in
20:24				12 FILATOV V. Substitution out
20:28				88 CHOMAEV M. Shot 9m missed
21:02	10 ALKOYUN H. Goal 9m 6 SAHIN A. Assist	8-6	2	
21:26		8-7	1	9 OVCHARENKO M. Goal Wing 21 SAMOYLYUKOV S. Assist
22:01		8-8	0	88 CHOMAEV M. Goal Break Trough 9 OVCHARENKO M. Assist
23:19				9 OVCHARENKO M. Wing Shot saves
23:19	12 SONMEZ R. Wing Shot saves			
24:26				16 SUROVSKIY S. Shot 9m saved
24:26	11 OZBAY M. Shot 9m saved			
24:36	9 ACAR M. Goal 6m	9-8	1	
25:10				2 DREMKOV A. Shot 9m missed
25:27	6 SAHIN A. Wing Shot post			
25:33	2 OZCELIK E. Goal 6m	10-8	2	
25:55				31 KITAEV A. Wing Shot saves
25:55	12 SONMEZ R. Wing Shot saves			
26:22				16 SUROVSKIY S. Wing Shot saves
26:22	9 ACAR M. Wing Shot saves			
27:28	35 ATAK M. Goal 6m 10 ALKOYUN H. Assist	11-8	3	
27:39		11-9	2	4 SKAFAR V. Goal 6m 31 KITAEV A. Assist
28:14	11 OZBAY M. Goal 9m	12-9	3	
28:16	10 ALKOYUN H. 2 minutes suspension			
28:34		12-10	2	11 MALUEV R. Goal 6m 2 DREMKOV A. Assist
29:19	9 ACAR M. Goal 6m	13-10	3	
29:49		13-11	2	11 MALUEV R. Goal 6m 2 DREMKOV A. Assist
30:00				16 SUROVSKIY S. Shot 9m saved
30:00	11 OZBAY M. Shot 9m saved			

2nd Half

Game Time	TUR - Turkey	Score	Diff	RUS - Russia
30:00	12 SONMEZ R. Starting goalkeeper			
30:00				12 FILATOV V. Starting goalkeeper
30:40	11 OZBAY M. Goal Break Trough	14-11	3	
31:18	10 ALKOYUN H. Goal Fast Break 9 ACAR M. Assist	15-11	4	
31:32				88 CHOMAEV M. Shot 9m missed
32:17		15-12	3	31 KITAEV A. Goal Fast Break 12 FILATOV V. Assist
33:19	11 OZBAY M. Goal Break Trough 9 ACAR M. Assist	16-12	4	
33:48		16-13	3	7 STOROZHEV R. Goal Wing 11 MALUEV R. Assist
34:36	2 OZCELIK E. Goal 6m	17-13	4	
34:51	9 ACAR M. Goal Fast Break 6 SAHIN A. Assist	18-13	5	
34:58		18-14	4	31 KITAEV A. Goal Wing
35:00	9 ACAR M. Warning (Yellow card)			
35:34				17 NIKULIN M. 2 minutes suspension
36:18	11 OZBAY M. Goal 9m 6 SAHIN A. Assist	19-14	5	
36:51		19-15	4	2 DREMKOV A. Goal 9m 88 CHOMAEV M. Assist
37:20	10 ALKOYUN H. Goal Wing 6 SAHIN A. Assist	20-15	5	
37:29	12 SONMEZ R. Substitution out			
37:44	26 ORAL S. Substitution in			
37:49	12 SONMEZ R. Substitution in			
37:52	26 ORAL S. Substitution out			
38:05	9 ACAR M. Goal Fast Break	21-15	6	
38:12		21-16	5	7 STOROZHEV R. Goal Wing 31 KITAEV A. Assist
39:03				12 FILATOV V. Shot 9m saved
39:03	15 KIS M. Shot 9m saved			
39:21	5 DENLI C. 2 minutes suspension			
40:37	9 ACAR M. Goal 6m	22-16	6	
41:12	26 ORAL S. Substitution in			
41:14	12 SONMEZ R. Substitution out			

FRI 28 JUL 2017
Start Time 19:00
Game Duration: 01:26

Play by Play

TUR 30 vs 26 RUS

(13 - 11) (17 - 15)

Game Time	TUR - Turkey	Score	Diff	RUS - Russia
41:16		22-17	5	2 DREMKOV A. Goal 7m
41:19				12 FILATOV V. Substitution out 16 SUROVSKIY S. Substitution in
41:29	12 SONMEZ R. Substitution in			
41:31	26 ORAL S. Substitution out			
42:10	11 OZBAY M. Goal 9m	23-17	6	
42:30		23-18	5	21 SAMOYLYUKOV S. Goal 6m
43:29				2 DREMKOV A. Shot 6m post
44:21		23-19	4	2 DREMKOV A. Goal 7m
45:02	11 OZBAY M. Goal 9m	24-19	5	
46:06		24-20	4	17 NIKULIN M. Goal 6m 7 STOROZHEV R. Assist
46:33		24-21	3	7 STOROZHEV R. Goal Fast Break 16 SUROVSKIY S. Assist
47:10	9 ACAR M. Goal Wing 10 ALKOYUN H. Assist	25-21	4	
47:48		25-22	3	11 MALUEV R. Goal 6m 88 CHOMAEV M. Assist
49:22		25-23	2	10 BURYKIN Y. Goal 9m 31 KITAEV A. Assist
50:24				10 BURYKIN Y. Wing Shot post
51:25				88 CHOMAEV M. Shot 9m blocked
51:25	11 OZBAY M. Shot 9m blocked			
51:50		25-24	1	31 KITAEV A. Goal Fast Break 88 CHOMAEV M. Assist
52:21	15 KIS M. Goal Wing 9 ACAR M. Assist	26-24	2	
53:43	10 ALKOYUN H. Goal 9m 9 ACAR M. Assist	27-24	3	
53:53				16 SUROVSKIY S. Substitution out
53:54				12 FILATOV V. Substitution in
54:32		27-25	2	2 DREMKOV A. Goal 7m
55:05	2 OZCELIK E. Goal 6m 6 SAHIN A. Assist	28-25	3	
56:02				12 FILATOV V. Shot 9m saved
56:02	9 ACAR M. Shot 9m saved			
56:42				88 CHOMAEV M. Shot 9m blocked
56:42	11 OZBAY M. Shot 9m blocked			
57:16				17 NIKULIN M. 2 minutes suspension
57:21	10 ALKOYUN H. Goal 7m	29-25	4	
57:59	15 KIS M. Goal Fast Break	30-25	5	
58:16				2 DREMKOV A. Shot 9m saved
58:16	12 SONMEZ R. Shot 9m saved			
59:41				88 CHOMAEV M. Shot 9m blocked
59:41	11 OZBAY M. Shot 9m blocked			
59:58		30-26	4	7 STOROZHEV R. Goal 6m

FRI 28 JUL 2017

Start Time 19:00

Match Report

Team A		Team B	
A	TUR - Turkey	B	RUS - Russia

played in	in the hall	on	at	Spectators	Match Number
Samsun (TUR)		FRI 28 JUL 2017	19:00		15

	A	B		A	B		A	B		A	B		A	B
Half time (30')	13	11	End of playing time	30	26	1st extra time			2nd extra time			After penalty time		

Number of 7m	A	Team time-out			Full name of players and officials	Team time-out			B	Number of 7m
	2/3	1 9:15	2 44:45	3 58:49		1 25:40	2 57:27	3	5/5	

No.	Team A	G	YC	2'	D	BC	No.	Team B	G	YC	2'	D	BC
2	OZCELIK Emre	5	1				2	DREMKOV Alexey	6				
3	KIZILKAYA Taskin						3	PANOV Denis					
4	GUNDUZ Kemal						4	SKAFAR Vladislav	1				
5	DENLI Cem			1			5	DIGUROV Aslan					
6	SAHIN Ali Rifat						7	STOROZHEV Roman	5	1			
7	YILMAZ Ergin						9	OVCHARENKO Maksim	1				
8	GOZEL Ahmet						10	BURYKIN Yury Valerievich	1	1			
9	ACAR Murat	8	1				11	MALUEV Roman	3				
10	ALKOYUN Hamza	7		1			12	FILATOV Vladimir					
11	OZBAY Mustafa	7	1				13	SIZOV Andrey					
12	SONMEZ Remzi						16	SUROVSKIY Stanislav Sergeevich					
15	KIS Mahmut Volkan	2					17	NIKULIN Mikhail Olegovich	1		2		
26	ORAL Serkan						21	SAMOYLYUKOV Sergey Sergeevich	2	1			
35	ATAK Murat	1					27	SINILKIN Valery					
38	KOKLU Samet						31	KITAEV Anton	3				
59	GUNDOGDU Tugay						88	CHOMAEV Murat	3				

Off. A	ELER Serdar						Off. A	BARSUKOV Vitalii					
Off. B	KORAL Korer						Off. B	TRUFAN Alexei					
Off. C	SANCAKCEKEN Murat						Off. C						
Off. D	YORUK Musa						Off. D	DESHIN Roman					

A		Signatures of responsables for the teams (Off. A)		B
TP	Remarks of referees / IHF Official			TP

Referees

BENLI O.(TUR)	YUKSEK S.(TUR)		

Technical Officials

TK:	SK:		

IHF Official

Signatures

Note: Number of total penalty throw **awarded to** team A resp. B, goals (G), yellow cards (YC), suspensions (2'), direct disqualifications (D), blue card (BC) and Team Penalty (TP)

FRI 28 JUL 2017
Start Time 19:00

Match Report

FRI 28 JUL 2017
Start Time 19:00

Start List

TUR vs RUS

Referee: Ozgur BENLI (TUR) Savas YUKSEK (TUR)

TUR - Turkey

No.	Name	Pos	Height	Weight	Date of Birth	Tournament Statistics								
						MP	G	7mG	YC	2Min	RC	BC	S	7mS
12	SONMEZ Remzi	GK			19 APR 1987	4							45	2
26	ORAL Serkan (C)	GK			24 JAN 1976	4							4	
2	OZCELIK Emre	P			7 FEB 1992	4	9		4	2				
3	KIZILKAYA Taskin	LW			10 JAN 1987	4	8			1				
4	GUNDUZ Kemal	P			22 AUG 1982	3	2			1				
5	DENLI Cem	P			10 JAN 1991	4	3		1	3				
6	SAHIN Ali Rifat	CB			4 AUG 1984	4	4			3	1			
7	YILMAZ Ergin	CB			19 DEC 1984	4	1							
8	GOZEL Ahmet	LB			4 JUN 1986	4	3	1						
9	ACAR Murat	RW			3 NOV 1997	4	19		2	1				
10	ALKOYUN Hamza	LW			30 APR 1986	4	22	8	1	1				
11	OZBAY Mustafa	LB			1 AUG 1983	3	20	3	2	2				
15	KIS Mahmut Volkan	RB			25 JUL 1987	4	7		1					
35	ATAK Murat	RB			21 APR 1984	4	4			1				
38	KOKLU Samet	CB			18 MAR 1988	4	1	1						
59	GUNDOGDU Tugay	RW			30 MAY 1990	1								
Coach	ELER Serdar				Bench/Team									
Assistant Coach	KORAL Korer													

TUR Played		
PR	BRA	35-16
PR	SRB	21-26
PR	RUS	24-18
SF	GER	24-22

RUS - Russia

No.	Name	Pos	Height	Weight	Date of Birth	Tournament Statistics								
						MP	G	7mG	YC	2Min	RC	BC	S	7mS
12	FILATOV Vladimir	GK			19 NOV 1990	4							11	2
16	SUROVSKIY S.	GK			16 JUN 1987	4							44	1
2	DREMKOV Alexey	RB			11 MAR 1996	4	17	7	2	2				
3	PANOV Denis	LB			2 SEP 1988	4	1			1				
4	SKAFAR Vladislav	P			5 JUL 1990	4	1		1					
5	DIGUROV Aslan	LB			10 JUN 1989	3	5		1	1	1			
7	STOROZHEV Roman	RW			3 AUG 1993	4	11		1					
9	OVCHARENKO Maksim	LW			13 JUL 1989	4	5			1				
10	BURYKIN Y.	RW			4 JUL 1979	4	10		1					
11	MALUEV Roman	LB			21 JUN 1989	4	9		2	4				
13	SIZOV Andrey	LB			20 OCT 1978	4	2		1	4				
17	NIKULIN M.	P			12 NOV 1987	4	5		1	5				
21	SAMOYLYUKOV S.	CB			21 OCT 1987	4								
27	SINILKIN Valery	P			27 NOV 1992	4								
31	KITAEV Anton	LW			16 NOV 1982	4	3		1					
88	CHOMAEV Murat (C)	LB			1 JUN 1992	4	39	4	1	2				
Coach	BARSUKOV Vitalii				Bench/Team				1					
Assistant Coach	TRUFAN Alexei													

RUS Played		
PR	SRB	23-17
PR	BRA	36-14
PR	TUR	18-24
SF	CRO	31-30

LEGEND

(C)	Captain	**2Min**	2 Minutes Suspension	**7mG**	7-metre Goals	**7mS**	7metre Saves	**B**	Both Handed
B	Back	**BC**	Blue Cards	**CB**	Centre Back	**F1**	Gold-medal Match	**FP**	Joueur
G	Goals	**GK**	Goalkeeper	**L**	Left Handed	**LB**	Left Back	**LW**	Left Wing
MP	Matches Played	**No.**	Uniform Number	**P**	Pivot	**Pos**	Position	**PR**	Preliminary
R	Right Handed	**RB**	Right Back	**RC**	Red Cards	**RW**	Right Wing	**S**	Saves
SF	Semi-finals	**W**	Wing	**YC**	Yellow Card				

FRI 28 JUL 2017
Start Time 16:00
Game Duration: 01:32

Results

GER 22 vs 26 CRO

(11 - 13) (11 - 13)

Referees: Yunis TOKMAK (TUR) Serdar OZEN (TUR)

GER - Germany

Players		Shots								Punishments			
No.	Name	G / S	%	6m	Wing	9m	7m	FB	BT	YC	2Min	RC	BC
2	LAUCKNER Sven (C)	1/2	50	1/2									
4	KINNBACK Daniel	0/3	0		0/3								
5	PETERSEN Sonke	2/5	40	2/2		0/3							
6	ERDMANN Nils	6/7	86	6/6	0/1								
7	GOETZ Dominik	1/1	100		1/1								
9	BAYER Philip	2/5	40	2/3		0/2				1			
10	WERLING Felix Maximilian	1/8	13	1/2		0/6				1	1		
11	EVERDING Timo	2/2	100		1/1			1/1					
12	CARSTENS Tim												
13	MCGUIGAN Philip												
14	MOELLER Erik												
15	DAUNGAUER Witali										2		
16	MITSCHKE Hendrik												
17	KLEIN Sebastian	7/9	78		2/2	1/3		4/4		1	1		
19	RUF Alwin												
	Bench/Team												
	Totals	22/42	52	12/15	4/8	1/14		5/5		3	4		

Goalkeepers		Saves							
No.	Name	S/S	%	6m	Wing	9m	7m	FB	BT
12	CARSTENS Tim	2/7	29	2/2	0/1	0/1	0/2	0/1	
16	MITSCHKE Hendrik	9/30	30	3/9	2/5	4/11	0/2	0/3	
	Totals	11/37	30	5/11	2/6	4/12	0/4	0/4	

CRO - Croatia

Players		Shots								Punishments			
No.	Name	G / S	%	6m	Wing	9m	7m	FB	BT	YC	2Min	RC	BC
1	PROSENSKI Marko												
2	ROZIC Antonio												
3	PERAK Ilija	0/2	0	0/2									
4	FODOR Daniel												
5	ZIVKOVIC Kristijan												
6	LUSIC Oliver (C)	1/3	33	0/1				1/2		1	2		
7	BOSNJAK Tomislav	10/13	77			6/9	4/4			1			
8	JUKIC Pero	3/7	43	2/2		1/5					1		
9	KOLARIC Jakov	2/3	67		2/3						1		
10	SCULAC Stjepan	2/6	33	2/5				0/1		1	1		
11	CRNOJEVIC Bojan	8/9	89	2/3	2/2	1/1		3/3					
14	PAJIC Ivan												
15	PERAK Mateo	0/2	0		0/2								
16	SAGOVAC Dean												
17	DAMJANIC Nemanja												
18	TURKOVIC Marjan												
	Bench/Team									1			
	Totals	26/45	58	6/13	4/7	8/15	4/4	4/6		4	5		

Goalkeepers		Saves							
No.	Name	S/S	%	6m	Wing	9m	7m	FB	BT
1	PROSENSKI Marko								
16	SAGOVAC Dean	14/36	39	3/15	3/7	8/9		0/5	
	Totals	14/36	39	3/15	3/7	8/9		0/5	

FRI 28 JUL 2017
Start Time 16:00
Game Duration: 01:32

Results

RUNNING SCORE

GER - CRO

1st Half				2nd Half			
KLEIN S.	**1** (1')	**0**		**11** (31')	**14**	CRNOJEVIC B.
	1 (1')	**1**	JUKIC P.	**11** (32')	**15**	JUKIC P.
	1 (2')	**2**	KOLARIC J.	**11** (35')	**16**	BOSNJAK T.
	1 (4')	**3**	BOSNJAK T.	KLEIN S. **12** (36')	**16**	
KLEIN S.	**2** (6')	**3**		**12** (37')	**17**	BOSNJAK T.
	2 (6')	**4**	CRNOJEVIC B.	ERDMANN N. **13** (38')	**17**	
LAUCKNER S.	**3** (9')	**4**		**13** (39')	**18**	BOSNJAK T.
PETERSEN S.	**4** (10')	**4**		**13** (40')	**19**	CRNOJEVIC B.
	4 (11')	**5**	BOSNJAK T.	KLEIN S. **14** (41')	**19**	
ERDMANN N.	**5** (12')	**5**		**14** (43')	**20**	SCULAC S.
	5 (13')	**6**	SCULAC S.	**14** (45')	**21**	CRNOJEVIC B.
	5 (15')	**7**	BOSNJAK T.	ERDMANN N. **15** (45')	**21**	
WERLING F.	**6** (19')	**7**		BAYER P. **16** (47')	**21**	
ERDMANN N.	**7** (22')	**7**		KLEIN S. **17** (47')	**21**	
BAYER P.	**8** (23')	**7**		**17** (50')	**22**	BOSNJAK T.
	8 (24')	**8**	LUSIC O.	PETERSEN S. **18** (50')	**22**	
	8 (24')	**9**	CRNOJEVIC B.	KLEIN S. **19** (51')	**22**	
	8 (25')	**10**	CRNOJEVIC B.	**19** (53')	**23**	BOSNJAK T.
	8 (26')	**11**	BOSNJAK T.	EVERDING T. **20** (54')	**23**	
KLEIN S.	**9** (27')	**11**		GOETZ D. **21** (55')	**23**	
	9 (28')	**12**	CRNOJEVIC B.	**21** (57')	**24**	CRNOJEVIC B.
ERDMANN N.	**10** (28')	**12**		**21** (58')	**25**	KOLARIC J.
	10 (29')	**13**	JUKIC P.	EVERDING T. **22** (60')	**25**	
ERDMANN N.	**11** (29')	**13**		**22** (60')	**26**	BOSNJAK T.

LEGEND

%	Efficiency	**(C)**	Captain	**2Min**	2 minutes suspension	**6m**	6 metre Shots	**7m**	7 metre Shots
7mS	7metre Saves	**9m**	9 metre Shots	**BC**	Blue Cards	**BC**	Blue Cards	**BT**	Break Through Shots
FB	Fast Break Shots	**G / S**	Goals/Shots	**No.**	Uniform Number	**RC**	Red Cards	**S**	Saves
Wing	Wing Shots	**YC**	Yellow Card						

FRI 28 JUL 2017
Start Time 16:00
Game Duration: 01:32

Match Statistics

GER 22 vs 26 CRO

(11 - 13) (11 - 13)

Referee: Yunis TOKMAK (TUR) Serdar OZEN (TUR)

GER - Germany

No.	Name	Shots								Offence		Defence		Penalties				TP
		G / S	%	6m	Wing	9m	7m	FB	BT	AS	TF	ST	BS	YC	2Min	RC	BC	
2	LAUCKNER Sven (C)	1/2	50	1/2														
4	KINNBACK Daniel	0/3	0		0/3					1								
5	PETERSEN Sonke	2/5	40	2/2		0/3				1								
6	ERDMANN Nils	6/7	86	6/6	0/1					1								
7	GOETZ Dominik	1/1	100		1/1													
9	BAYER Philip	2/5	40	2/3		0/2				1			1	1				
10	WERLING Felix Maximilian	1/8	13	1/2		0/6				2			1	1	1			
11	EVERDING Timo	2/2	100		1/1			1/1		1								
12	CARSTENS Tim																	
13	MCGUIGAN Philip																	
14	MOELLER Erik																	
15	DAUNGAUER Witali														2			
16	MITSCHKE Hendrik									1								
17	KLEIN Sebastian	7/9	78		2/2	1/3		4/4		3				1	1			
19	RUF Alwin																	
	Bench/Team																	
	Totals	22/42	52	12/15	4/8	1/14		5/5		11			2	3	4			

Goalkeepers		Total Shots		6m Shots		Wing Shots		9m Shots		7m Shots		Fast Breaks		Breakthroughs	
No.	Name	S/S	%	S/S	%	S/S	%	S/S	%	S/S	%	S/S	%	S/S	%
12	CARSTENS Tim	2/7	29	2/2	100	0/1	0	0/1	0	0/2	0	0/1	0		
16	MITSCHKE Hendrik	9/30	30	3/9	33	2/5	40	4/11	36	0/2	0	0/3	0		
	Totals	11/37	30	5/11	45	2/6	33	4/12	33	0/4	0	0/4	0		

Team Shots	Goals	Saves	Missed	Post	Blocked	Total	%
6m Shots	12	3				15	80
Wing Shots	4	3		1		8	50
9m Shots	1	8	2	2	1	14	7
7m Shots					N/A		
Fast Breaks	5					5	100
Breakthroughts							
Totals	22	14	2	3	1	42	52

FRI 28 JUL 2017
Start Time 16:00
Game Duration: 01:32

Match Statistics

GER 22 vs 26 CRO
(11 - 13) (11 - 13)

Referee: Yunis TOKMAK (TUR) Serdar OZEN (TUR)

CRO - Croatia

No.	Name	Shots								Offence		Defence		Penalties				TP
		G / S	%	6m	Wing	9m	7m	FB	BT	AS	TF	ST	BS	YC	2Min	RC	BC	
1	PROSENSKI Marko																	
2	ROZIC Antonio																	
3	PERAK Ilija	0/2	0	0/2														
4	FODOR Daniel																	
5	ZIVKOVIC Kristijan																	
6	LUSIC Oliver (C)	1/3	33	0/1				1/2		7			1	1	2			
7	BOSNJAK Tomislav	10/13	77			6/9	4/4			3				1				
8	JUKIC Pero	3/7	43	2/2		1/5				4					1			
9	KOLARIC Jakov	2/3	67		2/3					1					1			
10	SCULAC Stjepan	2/6	33	2/5				0/1						1	1			
11	CRNOJEVIC Bojan	8/9	89	2/3	2/2	1/1		3/3		1								
14	PAJIC Ivan									1								
15	PERAK Mateo	0/2	0		0/2													
16	SAGOVAC Dean									1								
17	DAMJANIC Nemanja																	
18	TURKOVIC Marjan																	
	Bench/Team													1				
	Totals	26/45	58	6/13	4/7	8/15	4/4	4/6		18			1	4	5			

Goalkeepers		Total Shots		6m Shots		Wing Shots		9m Shots		7m Shots		Fast Breaks		Breakthroughs	
No.	Name	S/S	%	S/S	%	S/S	%	S/S	%	S/S	%	S/S	%	S/S	%
1	PROSENSKI Marko														
16	SAGOVAC Dean	14/36	39	3/15	20	3/7	43	8/9	89			0/5	0		
	Totals	14/36	39	3/15	20	3/7	43	8/9	89			0/5	0		

Team Shots	Goals	Saves	Missed	Post	Blocked	Total	%
6m Shots	6	5		2		13	46
Wing Shots	4	2		1		7	57
9m Shots	8	4	1	1	1	15	53
7m Shots	4				N/A	4	100
Fast Breaks	4		1		1	6	67
Breakthroughts							
Totals	26	11	2	4	2	45	58

LEGEND

%	Efficiency	**(C)**	Captain	**2Min**	2 minutes suspension	**6m**	6 metre Shots	**7m**	7 metre Shots
7mS	7metre Saves	**9m**	9 metre Shots	**AS**	Assists	**BC**	Blue Cards	**BC**	Blue Cards
BS	Blockes Shots	**BT**	Break Through Shots	**FB**	Fast Break Shots	**G / S**	Goals/Shots	**No.**	Uniform Number
TO	Turnovers	**Wing**	Wing Shots	**YC**	Yellow Card	**S**	Saves	**ST**	Steals

FRI 28 JUL 2017
Start Time 16:00
Game Duration: 01:32

Play by Play

GER 22 vs 26 CRO
(11 - 13) (11 - 13)

Teams:

GER	2 LAUCKNER Sven	4 KINNBACK Daniel	5 PETERSEN Sonke	6 ERDMANN Nils
	7 GOETZ Dominik	9 BAYER Philip	10 WERLING Felix Maximilian	11 EVERDING Timo
	12 CARSTENS Tim	13 MCGUIGAN Philip	14 MOELLER Erik	15 DAUNGAUER Witali
	16 MITSCHKE Hendrik	17 KLEIN Sebastian	19 RUF Alwin	
	A KOCK Wolfgang	B ZOLLER Gerorg	C EVERDING Dirk	D STEINMANN Sabine
CRO	1 PROSENSKI Marko	2 ROZIC Antonio	3 PERAK Ilija	4 FODOR Daniel
	5 ZIVKOVIC Kristijan	6 LUSIC Oliver	7 BOSNJAK Tomislav	8 JUKIC Pero
	9 KOLARIC Jakov	10 SCULAC Stjepan	11 CRNOJEVIC Bojan	14 PAJIC Ivan
	15 PERAK Mateo	16 SAGOVAC Dean	17 DAMJANIC Nemanja	18 TURKOVIC Marjan
	A BJEGOVIC Vojislav	B CVETKOVIC Josip	C KNEZIC Marijan	D OZTURK Oguzhan

1st Half

Game Time	GER - Germany	Score	Diff	CRO - Croatia
	16 MITSCHKE H. Starting goalkeeper			
				16 SAGOVAC D. Starting goalkeeper
00:21	17 KLEIN S. Goal Wing 10 WERLING F. Assist	1-0	1	
00:34		1-1	0	8 JUKIC P. Goal 6m 6 LUSIC O. Assist
01:30				16 SAGOVAC D. Shot 9m saved
01:30	9 BAYER P. Shot 9m saved			
01:42		1-2	-1	9 KOLARIC J. Goal Wing 6 LUSIC O. Assist
02:42				6 LUSIC O. Warning (Yellow card)
03:01	10 WERLING F. Shot 9m post			
03:20		1-3	-2	7 BOSNJAK T. Goal 9m 6 LUSIC O. Assist
04:08				6 LUSIC O. Shot 9m blocked
04:08	5 PETERSEN S. Shot 9m blocked			
04:17				9 KOLARIC J. Wing Shot post
04:33				8 JUKIC P. Shot 9m saved
04:33	16 MITSCHKE H. Shot 9m saved			
04:49				16 SAGOVAC D. Shot 9m saved
04:49	10 WERLING F. Shot 9m saved			
05:11	17 KLEIN S. Goal Fast Break 16 MITSCHKE H. Assist	2-3	-1	
05:41		2-4	-2	11 CRNOJEVIC B. Goal Wing 7 BOSNJAK T. Assist
06:15				7 BOSNJAK T. Warning (Yellow card)
06:39				16 SAGOVAC D. Wing Shot saves
06:39	4 KINNBACK D. Wing Shot saves			
07:02				16 SAGOVAC D. Shot 9m saved
07:02	5 PETERSEN S. Shot 9m saved			
07:30				10 SCULAC S. Shot 6m saved
07:30	16 MITSCHKE H. Shot 6m saved			
07:40				6 LUSIC O. 2 minutes suspension
08:04	2 LAUCKNER S. Goal 6m 5 PETERSEN S. Assist	3-4	-1	
09:08				11 CRNOJEVIC B. Shot 6m post
09:15	5 PETERSEN S. Goal 6m	4-4	0	
09:57	9 BAYER P. Warning (Yellow card)			
10:18		4-5	-1	7 BOSNJAK T. Goal 7m
11:16				8 JUKIC P. Shot 9m post
11:45	6 ERDMANN N. Goal 6m 9 BAYER P. Assist	5-5	0	
12:02		5-6	-1	10 SCULAC S. Goal 6m 6 LUSIC O. Assist
12:43				16 SAGOVAC D. Shot 6m saved
12:43	10 WERLING F. Shot 6m saved			
12:51				6 LUSIC O. Shot 6m saved
12:51	16 MITSCHKE H. Shot 6m saved			
13:05				10 SCULAC S. Warning (Yellow card)
14:11				7 BOSNJAK T. Shot 9m missed
14:47		5-7	-2	7 BOSNJAK T. Goal 9m

FRI 28 JUL 2017
Start Time 16:00
Game Duration: 01:32

Play by Play

GER 22 vs 26 CRO
(11 - 13) (11 - 13)

Game Time	GER - Germany	Score	Diff	CRO - Croatia
15:24				16 SAGOVAC D. Wing Shot saves
15:24	4 KINNBACK D. Wing Shot saves			
15:35	17 KLEIN S. Warning (Yellow card)			
16:53				16 SAGOVAC D. Shot 9m saved
16:53	10 WERLING F. Shot 9m saved			
17:58				8 JUKIC P. Shot 9m saved
17:58	16 MITSCHKE H. Shot 9m saved			
18:57	10 WERLING F. Goal 6m	6-7	-1	
19:33	10 WERLING F. Warning (Yellow card)			
20:03				7 BOSNJAK T. Shot 9m saved
20:03	16 MITSCHKE H. Shot 9m saved			
21:23	6 ERDMANN N. Goal 6m	7-7	0	
22:19	9 BAYER P. Goal 6m	8-7	1	
22:19	15 DAUNGAUER W. 2 minutes suspension			
22:34				15 PERAK M. Wing Shot saves
22:34	16 MITSCHKE H. Wing Shot saves			
22:53				15 PERAK M. Wing Shot saves
22:53	16 MITSCHKE H. Wing Shot saves			
23:01				16 SAGOVAC D. Shot 9m saved
23:01	10 WERLING F. Shot 9m saved			
23:09		8-8	0	6 LUSIC O. Goal Fast Break 8 JUKIC P. Assist
23:53		8-9	-1	11 CRNOJEVIC B. Goal 6m 8 JUKIC P. Assist
24:35		8-10	-2	11 CRNOJEVIC B. Goal 6m 6 LUSIC O. Assist
25:38		8-11	-3	7 BOSNJAK T. Goal 9m
26:33	17 KLEIN S. Goal Wing	9-11	-2	
27:16		9-12	-3	11 CRNOJEVIC B. Goal 9m
27:54	6 ERDMANN N. Goal 6m 4 KINNBACK D. Assist	10-12	-2	
28:29		10-13	-3	8 JUKIC P. Goal 9m 7 BOSNJAK T. Assist
28:54	6 ERDMANN N. Goal 6m	11-13	-2	
29:54				7 BOSNJAK T. Shot 9m blocked
29:54	10 WERLING F. Shot 9m blocked			
30:00	15 DAUNGAUER W. 2 minutes suspension			

2nd Half

Game Time	GER - Germany	Score	Diff	CRO - Croatia
30:00	16 MITSCHKE H. Starting goalkeeper			
30:00				16 SAGOVAC D. Starting goalkeeper
30:48		11-14	-3	11 CRNOJEVIC B. Goal Wing 6 LUSIC O. Assist
31:39		11-15	-4	8 JUKIC P. Goal 6m 6 LUSIC O. Assist
32:13	10 WERLING F. Shot 9m post			
32:42				16 SAGOVAC D. Shot 9m saved
32:42	5 PETERSEN S. Shot 9m saved			
32:54				10 SCULAC S. Shot 6m post
33:59	6 ERDMANN N. Wing Shot post			
34:17		11-16	-5	7 BOSNJAK T. Goal 9m
34:56				10 SCULAC S. Shot Fast Break missed
35:25	17 KLEIN S. Goal Fast Break 6 ERDMANN N. Assist	12-16	-4	
36:48				6 LUSIC O. Shot Fast break blocked
36:48	9 BAYER P. Shot Fast break blocked			
36:52	12 CARSTENS T. Substitution in 16 MITSCHKE H. Substitution out			
36:58		12-17	-5	7 BOSNJAK T. Goal 7m
37:30	6 ERDMANN N. Goal 6m	13-17	-4	
37:56	16 MITSCHKE H. Substitution in			
37:59	12 CARSTENS T. Substitution out			
38:10	10 WERLING F. 2 minutes suspension			
38:10	6 ERDMANN N. Substitution in			
38:17		13-18	-5	7 BOSNJAK T. Goal 7m
39:25				16 SAGOVAC D. Shot 9m saved

FRI 28 JUL 2017
Start Time 16:00
Game Duration: 01:32

Play by Play

GER 22 vs 26 CRO
(11 - 13) (11 - 13)

Game Time	GER - Germany	Score	Diff	CRO - Croatia
39:25	9 BAYER P. Shot 9m saved			
39:33		13-19	-6	11 CRNOJEVIC B. Goal Fast Break 16 SAGOVAC D. Assist
40:09				10 SCULAC S. 2 minutes suspension
40:45	17 KLEIN S. Goal 9m	14-19	-5	
41:28				16 SAGOVAC D. Wing Shot saves
41:28	4 KINNBACK D. Wing Shot saves			
42:31		14-20	-6	10 SCULAC S. Goal 6m 8 JUKIC P. Assist
43:07				16 SAGOVAC D. Shot 6m saved
43:07	9 BAYER P. Shot 6m saved			
43:18				10 SCULAC S. Shot 6m saved
43:18	16 MITSCHKE H. Shot 6m saved			
43:32				16 SAGOVAC D. Shot 6m saved
43:32	2 LAUCKNER S. Shot 6m saved			
44:09		14-21	-7	11 CRNOJEVIC B. Goal Fast Break 7 BOSNJAK T. Assist
44:37	6 ERDMANN N. Goal 6m	15-21	-6	
45:43				8 JUKIC P. Shot 9m saved
45:43	16 MITSCHKE H. Shot 9m saved			
46:31	9 BAYER P. Goal 6m 17 KLEIN S. Assist	16-21	-5	
46:59	17 KLEIN S. Goal Fast Break 10 WERLING F. Assist	17-21	-4	
48:14				16 SAGOVAC D. Shot 9m saved
48:14	17 KLEIN S. Shot 9m saved			
48:14	17 KLEIN S. Double 2 min suspension			8 JUKIC P. Double 2 min suspension
49:02				6 LUSIC O. 2 minutes suspension
49:47		17-22	-5	7 BOSNJAK T. Goal 9m 11 CRNOJEVIC B. Assist
50:00	5 PETERSEN S. Goal 6m	18-22	-4	
50:56	17 KLEIN S. Goal Fast Break 11 EVERDING T. Assist	19-22	-3	
51:40	12 CARSTENS T. Substitution in 16 MITSCHKE H. Substitution out			
51:40				3 PERAK I. Shot 6m saved
51:40	12 CARSTENS T. Shot 6m saved			
52:30		19-23	-4	7 BOSNJAK T. Goal 9m 8 JUKIC P. Assist
53:17				9 KOLARIC J. 2 minutes suspension
53:40	11 EVERDING T. Goal Wing	20-23	-3	
54:29				3 PERAK I. Shot 6m saved
54:29	12 CARSTENS T. Shot 6m saved			
54:55	7 GOETZ D. Goal Wing 17 KLEIN S. Assist	21-23	-2	
56:17		21-24	-3	11 CRNOJEVIC B. Goal Fast Break 9 KOLARIC J. Assist
57:40		21-25	-4	9 KOLARIC J. Goal Wing 14 PAJIC I. Assist
58:07	10 WERLING F. Shot 9m missed			
58:23	17 KLEIN S. Shot 9m missed			
59:02	11 EVERDING T. Goal Fast Break 17 KLEIN S. Assist	22-25	-3	
59:41		22-26	-4	7 BOSNJAK T. Goal 7m

Carsamba Spor Salonu

Handball

Men

Bronze-medal Match

Match 14

FRI 28 JUL 2017

Start Time 16:00

Match Report

Team A		Team B	
A	GER - Germany	B	CRO - Croatia

played in	in the hall	on	at	Spectators	Match Number
Samsun (TUR)		FRI 28 JUL 2017	16:00		14

	A	B		A	B		A	B		A	B		A	B
Half time (30')	11	13	End of playing time	22	26	1st extra time			2nd extra time			After penalty time		

Number of 7m	A	Team time-out			Full name of players and officials	Team time-out			B	Number of 7m
		1 16:18	2 25:41	3 34:56		1 8:58	2 21:30	3 42:11	4/4	

No.	Team A	G	YC	2'	D	BC	No.	Team B	G	YC	2'	D	BC
2	LAUCKNER Sven	1					1	PROSENSKI Marko					
4	KINNBACK Daniel						2	ROZIC Antonio					
5	PETERSEN Sonke	2					3	PERAK Ilija					
6	ERDMANN Nils	6					4	FODOR Daniel					
7	GOETZ Dominik	1					5	ZIVKOVIC Kristijan					
9	BAYER Philip	2	1				6	LUSIC Oliver	1	1	2		
10	WERLING Felix Maximilian	1	1	1			7	BOSNJAK Tomislav	10	1			
11	EVERDING Timo	2					8	JUKIC Pero	3		1		
12	CARSTENS Tim						9	KOLARIC Jakov	2		1		
13	MCGUIGAN Philip						10	SCULAC Stjepan	2	1	1		
14	MOELLER Erik						11	CRNOJEVIC Bojan	8				
15	DAUNGAUER Witali			2			14	PAJIC Ivan					
16	MITSCHKE Hendrik						15	PERAK Mateo					
17	KLEIN Sebastian	7	1	1			16	SAGOVAC Dean					
19	RUF Alwin						17	DAMJANIC Nemanja					
							18	TURKOVIC Marjan					

Off. A	KOCK Wolfgang						Off. A	BJEGOVIC Vojislav	1				
Off. B	ZOLLER Gerorg						Off. B	CVETKOVIC Josip					
Off. C	EVERDING Dirk						Off. C	KNEZIC Marijan					
Off. D	STEINMANN Sabine						Off. D	OZTURK Oguzhan					

A		Signatures of responsables for the teams (Off. A)		B
TP	Remarks of referees / IHF Official			TP

Referees

Signatures

	TOKMAK Y.(TUR)	OZEN S.(TUR)		

Technical Officials

	TK:	SK:		

IHF Official

Note: Number of total penalty throw **awarded to** team A resp. B, goals (G), yellow cards (YC), suspensions (2'), direct disqualifications (D), blue card (BC) and Team Penalty (TP)

FRI 28 JUL 2017
Start Time 16:00

Start List

REVISED
FRI 28 JUL 16:02

GER vs CRO

Referee: Yunis TOKMAK (TUR) Serdar OZEN (TUR)

GER - Germany

No.	Name	Pos	Height	Weight	Date of Birth	Tournament Statistics								
						MP	G	7mG	YC	2Min	RC	BC	S	7mS
12	CARSTENS Tim	GK			8 JUN 1976	3							2	
16	MITSCHKE Hendrik	GK			13 MAY 1983	3							31	3
2	LAUCKNER Sven (C)	P			7 JAN 1975	3	3		1	3				
4	KINNBACK Daniel	RW			22 DEC 1982	3	8			4	1			
5	PETERSEN Sonke	RB			18 JAN 1996	3	10	1		2				
6	ERDMANN Nils	RB			31 OCT 1985	3	1		1					
7	GOETZ Dominik	LW			27 DEC 1994	3	8		2	3				
9	BAYER Philip	LB			31 OCT 1992	3	10		1	1				
10	WERLING F.	CB			9 JAN 1991	3	8		3	4				
11	EVERDING Timo	RW			3 MAY 1995	3	2							
13	MCGUIGAN Philip	B			25 DEC 1999	3								
14	MOELLER Erik	B			2 MAY 1980	3			1	1				
15	DAUNGAUER Witali	P			19 APR 1986	3	2			1				
17	KLEIN Sebastian	LB			22 APR 1992	3	12	2		1				
19	RUF Alwin	RW			18 DEC 1997	3								
Coach	KOCK Wolfgang				Bench/Team				1					
Assistant Coach	ZOLLER Gerorg													

GER Played		
PR	DEN	26-12
PR	CRO	16-25
SF	TUR	22-24

CRO - Croatia

No.	Name	Pos	Height	Weight	Date of Birth	Tournament Statistics								
						MP	G	7mG	YC	2Min	RC	BC	S	7mS
1	PROSENSKI Marko	GK			22 JUN 1988	1							4	
16	SAGOVAC Dean	GK			13 DEC 1971	3				1			36	2
2	ROZIC Antonio	LB			23 JUL 1994	3	2			2				
3	PERAK Ilija	P			23 DEC 1992	3	10	1	1	2				
4	FODOR Daniel	RW			27 OCT 1980	1								
5	ZIVKOVIC Kristijan	LB			14 DEC 1990	3	1							
6	LUSIC Oliver (C)	LB			2 JUN 1990	3	19	6	1	2				
7	BOSNJAK Tomislav				29 MAR 1987	2	12	5	1	1				
8	JUKIC Pero	RB			23 JAN 1987	3	14		1	2				
9	KOLARIC Jakov				4 NOV 1990	2	3		1					
10	SCULAC Stjepan	P			12 APR 1997	3	6		3	2				
11	CRNOJEVIC Bojan	RW			20 MAY 1987	3	9		1	2				
14	PAJIC Ivan	LB			27 FEB 1984	3	3			4	1			
15	PERAK Mateo	LW			22 SEP 1995	3	1			2				
17	DAMJANIC Nemanja	LW			2 DEC 1993	3	1							
18	TURKOVIC Marjan	P			24 DEC 1984	3				1				
Coach	BJEGOVIC Vojislav				Bench/Team				1					
Assistant Coach	CVETKOVIC Josip													

CRO Played		
PR	GER	25-16
PR	DEN	26-19
SF	RUS	30-31

LEGEND

(C)	Captain	**2Min**	2 Minutes Suspension	**7mG**	7-metre Goals	**7mS**	7metre Saves	**B**	Both Handed
B	Back	**BC**	Blue Cards	**CB**	Centre Back	**F1**	Gold-medal Match	**F3**	Bronze-medal Match
FP	Joueur	**G**	Goals	**GK**	Goalkeeper	**L**	Left Handed	**LB**	Left Back
LW	Left Wing	**MP**	Matches Played	**No.**	Uniform Number	**P**	Pivot	**Pos**	Position
PR	Preliminary	**R**	Right Handed	**RB**	Right Back	**RC**	Red Cards	**RW**	Right Wing
S	Saves	**SF**	Semi-finals	**W**	Wing	**YC**	Yellow Card		

Note: Croatia added numbers 1 and 4 to the line up.

WED 26 JUL 2017
Start Time 20:00
Game Duration: 01:52

Results

REVISED
THU 27 JUL 14:17

CRO 30 vs 31 RUS

(14 - 16) (12 - 10) (4 - 5)

Referees: Mesut ATES (TUR) Kursat KEF (TUR)

CRO - Croatia

Players		Shots								Punishments			
No.	Name	G / S	%	6m	Wing	9m	7m	FB	BT	YC	2Min	RC	BC
2	ROZIC Antonio												
3	PERAK Ilija												
5	ZIVKOVIC Kristijan												
6	LUSIC Oliver (C)	10/20	50	6/11		1/4	3/5				1		
7	BOSNJAK Tomislav	7/12	58	2/2	0/1	2/6	3/3			1			
8	JUKIC Pero	5/8	63	1/2		4/6					1		
9	KOLARIC Jakov	0/3	0		0/3								
10	SCULAC Stjepan	3/4	75	3/4						1	1		
11	CRNOJEVIC Bojan	4/9	44		4/9					1			
12	BEDENIK Ziga												
13	SKOKO Goran												
14	PAJIC Ivan	1/2	50		0/1	1/1					3	1	
15	PERAK Mateo												
16	SAGOVAC Dean										1		
17	DAMJANIC Nemanja												
18	TURKOVIC Marjan												
	Bench/Team												
	Totals	30/58	52	12/19	4/14	8/17	6/8			3	7	1	

Goalkeepers		Saves							
No.	Name	S/S	%	6m	Wing	9m	7m	FB	BT
12	BEDENIK Ziga	1/5	20	0/3	1/2				
16	SAGOVAC Dean	18/45	40	2/9	5/7	9/20	2/5		0/4
	Totals	19/50	38	2/12	6/9	9/20	2/5		0/4

RUS - Russia

Players		Shots								Punishments			
No.	Name	G / S	%	6m	Wing	9m	7m	FB	BT	YC	2Min	RC	BC
2	DREMKOV Alexey	4/14	29	1/2		2/9	1/2	0/1		1			
3	PANOV Denis												
4	SKAFAR Vladislav	0/1	0	0/1									
5	DIGUROV Aslan	1/3	33	1/2		0/1							
7	STOROZHEV Roman	1/3	33		0/1	1/2							
9	OVCHARENKO Maksim	1/2	50		1/1			0/1					
10	BURYKIN Yury Valerievich	2/6	33	1/1	1/5					1			
11	MALUEV Roman	2/3	67	2/2	0/1					1			
12	FILATOV Vladimir												
13	SIZOV Andrey												
16	SUROVSKIY Stanislav Sergeevich												
17	NIKULIN Mikhail Olegovich	3/3	100	3/3							2		
21	SAMOYLYUKOV Sergey Sergeevich												
27	SINILKIN Valery												
31	KITAEV Anton	1/1	100		1/1								
88	CHOMAEV Murat (C)	16/25	64	2/2		8/16	2/3		4/4		1		
	Bench/Team												
	Totals	31/61	51	10/13	3/9	11/28	3/5	0/2	4/4	3	3		

Goalkeepers		Saves							
No.	Name	S/S	%	6m	Wing	9m	7m	FB	BT
12	FILATOV Vladimir	4/7	57	0/2	0/1	2/2	2/2		
16	SUROVSKIY Stanislav Sergeevich	12/39	31	3/13	7/10	2/10	0/6		
	Totals	16/46	35	3/15	7/11	4/12	2/8		

WED 26 JUL 2017
Start Time 20:00
Game Duration: 01:52

Results

REVISED
THU 27 JUL 14:17

RUNNING SCORE
CRO - RUS

1st Half				2nd Half				1st Extra Time			
LUSIC O.	1 (1') 0			SCULAC S.	15 (31') 16			LUSIC O.	27 (61') 26		
	1 (1') 1	BURYKIN Y.		BOSNJAK T.	16 (32') 16			JUKIC P.	28 (63') 26		
LUSIC O.	2 (2') 1			LUSIC O.	17 (35') 16				28 (64') 27	KITAEV A.	
	2 (2') 2	DREMKOV A.		CRNOJEVIC B.	18 (36') 16				28 (65') 28	CHOMAEV M.	
BOSNJAK T.	3 (7') 2				18 (40') 17	CHOMAEV M.			28 (66') 29	CHOMAEV M.	
BOSNJAK T.	4 (8') 2			LUSIC O.	19 (40') 17				28 (68') 30	CHOMAEV M.	
	4 (10') 3	CHOMAEV M.			19 (41') 18	CHOMAEV M.		CRNOJEVIC B.	29 (68') 30		
	4 (13') 4	CHOMAEV M.		BOSNJAK T.	20 (43') 18				29 (70') 31	CHOMAEV M.	
	4 (14') 5	DREMKOV A.		LUSIC O.	21 (45') 18			JUKIC P.	30 (70') 31		
CRNOJEVIC B.	5 (14') 5				21 (45') 19	CHOMAEV M.					
	5 (15') 6	NIKULIN M.			21 (46') 20	DREMKOV A.					
	5 (15') 7	NIKULIN M.		BOSNJAK T.	22 (46') 20						
SCULAC S.	6 (16') 7				22 (47') 21	OVCHARENKO M.					
SCULAC S.	7 (17') 7			BOSNJAK T.	23 (50') 21						
	7 (17') 8	STOROZHEV R.		BOSNJAK T.	24 (52') 21						
	7 (18') 9	CHOMAEV M.			24 (54') 22	CHOMAEV M.					
	7 (20') 10	CHOMAEV M.		JUKIC P.	25 (54') 22						
LUSIC O.	8 (20') 10				25 (56') 23	CHOMAEV M.					
	8 (20') 11	DREMKOV A.			25 (57') 24	CHOMAEV M.					
JUKIC P.	9 (21') 11				25 (58') 25	MALUEV R.					
LUSIC O.	10 (23') 11			JUKIC P.	26 (60') 25						
	10 (23') 12	MALUEV R.			26 (60') 26	CHOMAEV M.					
CRNOJEVIC B.	11 (25') 12										
	11 (26') 13	CHOMAEV M.									
LUSIC O.	12 (26') 13										
	12 (26') 14	DIGUROV A.									
	12 (27') 15	BURYKIN Y.									
PAJIC I.	13 (28') 15										
	13 (28') 16	NIKULIN M.									
LUSIC O.	14 (30') 16										

LEGEND

%	Efficiency	**(C)**	Captain	**2Min**	2 minutes suspension	**6m**	6 metre Shots	**7m**	7 metre Shots
7mS	7metre Saves	**9m**	9 metre Shots	**BC**	Blue Cards	**BC**	Blue Cards	**BT**	Break Through Shots
FB	Fast Break Shots	**G / S**	Goals/Shots	**No.**	Uniform Number	**RC**	Red Cards	**S**	Saves
Wing	Wing Shots	**YC**	Yellow Card						

Note: Corrected to show only one period of extra time was played, not two.

WED 26 JUL 2017
Start Time 20:00
Game Duration: 01:52

Match Statistics

CRO 30 vs 31 RUS

(14 - 16) (12 - 10) (2 - 2) (2 - 3)

Referee: Mesut ATES (TUR) Kursat KEF (TUR)

CRO - Croatia

No.	Name	Shots								Offence		Defence		Penalties				TP
		G / S	%	6m	Wing	9m	7m	FB	BT	AS	TF	ST	BS	YC	2Min	RC	BC	
2	ROZIC Antonio																	
3	PERAK Ilija																	
5	ZIVKOVIC Kristijan																	
6	LUSIC Oliver (C)	10/20	50	6/11		1/4	3/5			8					1			
7	BOSNJAK Tomislav	7/12	58	2/2	0/1	2/6	3/3			2				1				
8	JUKIC Pero	5/8	63	1/2		4/6				6			1		1			
9	KOLARIC Jakov	0/3	0		0/3													
10	SCULAC Stjepan	3/4	75	3/4						1			1	1	1			
11	CRNOJEVIC Bojan	4/9	44		4/9									1				
12	BEDENIK Ziga																	
13	SKOKO Goran																	
14	PAJIC Ivan	1/2	50		0/1	1/1							1		3	1		
15	PERAK Mateo																	
16	SAGOVAC Dean														1			
17	DAMJANIC Nemanja																	
18	TURKOVIC Marjan																	
	Bench/Team																	
	Totals	30/58	52	12/19	4/14	8/17	6/8			17			3	3	7	1		

Goalkeepers		Total Shots		6m Shots		Wing Shots		9m Shots		7m Shots		Fast Breaks		Breakthroughs	
No.	Name	S/S	%	S/S	%	S/S	%	S/S	%	S/S	%	S/S	%	S/S	%
12	BEDENIK Ziga	1/5	20	0/3	0	1/2	50								
16	SAGOVAC Dean	18/45	40	2/9	22	5/7	71	9/20	45	2/5	40			0/4	0
	Totals	19/50	38	2/12	17	6/9	67	9/20	45	2/5	40			0/4	0

Team Shots	Goals	Saves	Missed	Post	Blocked	Total	%
6m Shots	12	3		4		19	63
Wing Shots	4	7	1	2		14	29
9m Shots	8	4	2	1	2	17	47
7m Shots	6	2			N/A	8	75
Fast Breaks							
Breakthroughts							
Totals	30	16	3	7	2	58	52

WED 26 JUL 2017
Start Time 20:00
Game Duration: 01:52

Match Statistics

CRO 30 vs 31 RUS

(14 - 16) (12 - 10) (2 - 2) (2 - 3)

Referee: Mesut ATES (TUR) Kursat KEF (TUR)

RUS - Russia

No.	Name	Shots								Offence		Defence		Penalties				TP
		G / S	%	6m	Wing	9m	7m	FB	BT	AS	TF	ST	BS	YC	2Min	RC	BC	
2	DREMKOV Alexey	4/14	29	1/2		2/9	1/2	0/1		2			1	1				
3	PANOV Denis																	
4	SKAFAR Vladislav	0/1	0	0/1														
5	DIGUROV Aslan	1/3	33	1/2		0/1												
7	STOROZHEV Roman	1/3	33		0/1	1/2												
9	OVCHARENKO Maksim	1/2	50		1/1			0/1										
10	BURYKIN Yury Valerievich	2/6	33	1/1	1/5					2				1				
11	MALUEV Roman	2/3	67	2/2	0/1					8			1	1				
12	FILATOV Vladimir																	
13	SIZOV Andrey																	
16	SUROVSKIY Stanislav Sergeevich																	
17	NIKULIN Mikhail Olegovich	3/3	100	3/3						2					2			
21	SAMOYLYUKOV Sergey Sergeevich																	
27	SINILKIN Valery																	
31	KITAEV Anton	1/1	100		1/1													
88	CHOMAEV Murat (C)	16/25	64	2/2		8/16	2/3		4/4	2					1			
	Bench/Team																	
	Totals	31/61	51	10/13	3/9	11/28	3/5	0/2	4/4	16			2	3	3			

Goalkeepers		Total Shots		6m Shots		Wing Shots		9m Shots		7m Shots		Fast Breaks		Breakthroughs	
No.	Name	S/S	%	S/S	%	S/S	%	S/S	%	S/S	%	S/S	%	S/S	%
12	FILATOV Vladimir	4/7	57	0/2	0	0/1	0	2/2	100	2/2	100				
16	SUROVSKIY Stanislav Sergeevich	12/39	31	3/13	23	7/10	70	2/10	20	0/6	0				
	Totals	16/46	35	3/15	20	7/11	64	4/12	33	2/8	25				

Team Shots	Goals	Saves	Missed	Post	Blocked	Total	%
6m Shots	10	2	1			13	77
Wing Shots	3	6				9	33
9m Shots	11	9	2	3	3	28	39
7m Shots	3	2			N/A	5	60
Fast Breaks				2		2	
Breakthroughts	4					4	100
Totals	31	19	3	5	3	61	51

LEGEND

%	Efficiency	**(C)**	Captain	**2Min**	2 minutes suspension	**6m**	6 metre Shots	**7m**	7 metre Shots
7mS	7metre Saves	**9m**	9 metre Shots	**AS**	Assists	**BC**	Blue Cards	**BC**	Blue Cards
BS	Blockes Shots	**BT**	Break Through Shots	**FB**	Fast Break Shots	**G / S**	Goals/Shots	**No.**	Uniform Number
TO	Turnovers	**Wing**	Wing Shots	**YC**	Yellow Card	**S**	Saves	**ST**	Steals

WED 26 JUL 2017
Start Time 20:00

Start List

CRO vs RUS

Referee: Mesut ATES (TUR) Kursat KEF (TUR)

CRO - Croatia

No.	Name	Pos	Height	Weight	Date of Birth	Tournament Statistics									CRO Played		
						MP	G	7mG	YC	2Min	RC	BC	S	7mS			
12	BEDENIK Ziga	GK			13 JAN 1991	2							3		PR	GER	25-16
16	SAGOVAC Dean	GK			13 DEC 1971	2							18		PR	DEN	26-19
2	ROZIC Antonio	LB			23 JUL 1994	2	2			2							
3	PERAK Ilija	P			23 DEC 1992	2	10	1	1	2							
5	ZIVKOVIC Kristijan	LB			14 DEC 1990	2	1										
6	LUSIC Oliver (C)	LB			2 JUN 1990	2	9	3	1	1							
7	BOSNJAK Tomislav				29 MAR 1987	1	5	2		1							
8	JUKIC Pero	RB			23 JAN 1987	2	9		1	1							
9	KOLARIC Jakov				4 NOV 1990	1	3		1								
10	SCULAC Stjepan	P			12 APR 1997	2	3		2	1							
11	CRNOJEVIC Bojan	RW			20 MAY 1987	2	5			2							
13	SKOKO Goran	P			30 DEC 1982	2											
14	PAJIC Ivan	LB			27 FEB 1984	2	2			1							
15	PERAK Mateo	LW			22 SEP 1995	2	1			2							
17	DAMJANIC Nemanja	LW			2 DEC 1993	2	1										
18	TURKOVIC Marjan	P			24 DEC 1984	2				1							
Coach	BJEGOVIC Vojislav				Bench/Team				1								
Assistant Coach	CVETKOVIC Josip																

RUS - Russia

No.	Name	Pos	Height	Weight	Date of Birth	Tournament Statistics									RUS Played		
						MP	G	7mG	YC	2Min	RC	BC	S	7mS			
12	FILATOV Vladimir	GK			19 NOV 1990	3							7		PR	SRB	23-17
16	SUROVSKIY S.	GK			16 JUN 1987	3							32	1	PR	BRA	36-14
2	DREMKOV Alexey	RB			11 MAR 1996	3	13	6	1	2					PR	TUR	18-24
3	PANOV Denis	LB			2 SEP 1988	3	1			1							
4	SKAFAR Vladislav	P			5 JUL 1990	3	1		1								
5	DIGUROV Aslan	LB			10 JUN 1989	2	4		1	1	1						
7	STOROZHEV Roman	RW			3 AUG 1993	3	10		1								
9	OVCHARENKO Maksim	LW			13 JUL 1989	3	4			1							
10	BURYKIN Y.	RW			4 JUL 1979	3	8										
11	MALUEV Roman	LB			21 JUN 1989	3	7		1	4							
13	SIZOV Andrey	LB			20 OCT 1978	3	2		1	4							
17	NIKULIN M.	P			12 NOV 1987	3	2		1	3							
21	SAMOYLYUKOV S.	CB			21 OCT 1987	3											
27	SINILKIN Valery	P			27 NOV 1992	3											
31	KITAEV Anton	LW			16 NOV 1982	3	2		1								
88	CHOMAEV Murat (C)	LB			1 JUN 1992	3	23	2	1	1							
Coach	BARSUKOV Vitalii				Bench/Team				1								
Assistant Coach	TRUFAN Alexei																

LEGEND

(C)	Captain	**2Min**	2 Minutes Suspension	**7mG**	7-metre Goals	**7mS**	7metre Saves	**B**	Both Handed
B	Back	**BC**	Blue Cards	**CB**	Centre Back	**FP**	Joueur	**G**	Goals
GK	Goalkeeper	**L**	Left Handed	**LB**	Left Back	**LW**	Left Wing	**MP**	Matches Played
No.	Uniform Number	**P**	Pivot	**Pos**	Position	**PR**	Preliminary	**R**	Right Handed
RB	Right Back	**RC**	Red Cards	**RW**	Right Wing	**S**	Saves	**SF**	Semi-finals
W	Wing	**YC**	Yellow Card						

Pool standings

As of MON 24 JUL 2017 at 18:30

Group A						Matches				Goals			
Rank		TUR	RUS	SRB	BRA	Played	Won	Ties	Lost	For	Against	Diff.	Class. Points
1	TUR	---	24 - 18	21 - 26	35 - 16	3	2	0	1	80	60	20	4
2	RUS	18 - 24	---	23 - 17	36 - 14	3	2	0	1	77	55	22	4
3	SRB	26 - 21	17 - 23	---	30 - 12	3	2	0	1	73	56	17	4
4	BRA	16 - 35	14 - 36	12 - 30	---	3	0	0	3	42	101	-59	0

Group B					Matches				Goals			
Rank		CRO	GER	DEN	Played	Won	Ties	Lost	For	Against	Diff.	Class. Point
1	CRO	---	25 - 16	26 - 19	2	2	0	0	51	35	16	4
2	GER	16 - 25	---	26 - 12	2	1	0	1	42	37	5	2
3	DEN	19 - 26	12 - 26	---	2	0	0	2	31	52	-21	0

Games Schedule

Date	Start Time	Phase	Game	Teams	Result
THU 20 JUL	11:00	Preliminary Group A	1	TUR - BRA	35 - 16
THU 20 JUL	14:00	Preliminary Group A	2	RUS - SRB	23 - 17
THU 20 JUL	17:00	Preliminary Group B	3	DEN - GER	12 - 26
SAT 22 JUL	11:00	Preliminary Group B	4	GER - CRO	16 - 25
SAT 22 JUL	14:00	Preliminary Group A	5	SRB - TUR	26 - 21
SAT 22 JUL	17:00	Preliminary Group A	6	BRA - RUS	14 - 36
MON 24 JUL	11:00	Preliminary Group A	7	SRB - BRA	30 - 12
MON 24 JUL	14:00	Preliminary Group A	8	TUR - RUS	24 - 18
MON 24 JUL	17:00	Preliminary Group B	9	DEN - CRO	19 - 26

THU 20 JUL 2017
Start Time 14:00
Game Duration: 01:32

Results

RUS 23 vs 17 SRB

(11 - 9) (12 - 8)

Referees: Ahmet KOC (TUR) Nedim GUNES (TUR)

RUS - Russia

Players		Shots								Punishments			
No.	Name	G / S	%	6m	Wing	9m	7m	FB	BT	YC	2Min	RC	BC
2	DREMKOV Alexey	7/11	64	5/5		1/5	1/1			1			
3	PANOV Denis												
4	SKAFAR Vladislav												
5	DIGUROV Aslan	2/4	50	1/1		0/1		1/1	0/1		1	1	
7	STOROZHEV Roman	3/4	75		2/2			1/2					
9	OVCHARENKO Maksim	0/5	0	0/1	0/2	0/1		0/1					
10	BURYKIN Yury Valerievich	6/8	75	3/3	1/3			2/2					
11	MALUEV Roman	1/6	17	0/2		0/2		1/2		1	1		
12	FILATOV Vladimir												
13	SIZOV Andrey										2		
16	SUROVSKIY Stanislav Sergeevich												
17	NIKULIN Mikhail Olegovich										1		
21	SAMOYLYUKOV Sergey Sergeevich												
27	SINILKIN Valery												
31	KITAEV Anton	0/1	0		0/1								
88	CHOMAEV Murat (C)	4/13	31	1/4		0/4	1/2	1/2	1/1	1			
	Bench/Team									1			
	Totals	23/52	44	10/16	3/8	1/13	2/3	6/10	1/2	4	5	1	

Goalkeepers		Saves							
No.	Name	S/S	%	6m	Wing	9m	7m	FB	BT
12	FILATOV Vladimir								
16	SUROVSKIY Stanislav Sergeevich	14/31	45	1/5	1/5	10/14	0/2	1/2	1/3
	Totals	14/31	45	1/5	1/5	10/14	0/2	1/2	1/3

SRB - Serbia

Players		Shots								Punishments			
No.	Name	G / S	%	6m	Wing	9m	7m	FB	BT	YC	2Min	RC	BC
1	TEPAVAC Vladimir (C)												
3	BRAKOCEVIC Milivoje	0/1	0			0/1							
4	STOJKOVIC Aleksandar Velibor	1/2	50		0/1			1/1					
5	BARISIC Milan	1/1	100	1/1							1		
6	CALIC Miroslav	2/2	100		2/2					1	1		
7	NIKOLIC Bozidar	1/4	25	1/1		0/2			0/1	1	1	1	
8	MICANOVIC Radovan	1/3	33		1/2			0/1					
9	DURAKOVIC Admir Nusret	6/11	55	1/1	1/1	1/6	2/2		1/1		1		
13	ALEKSIC Aleksa	4/7	57			3/6			1/1		1		
14	TOMICEVIC Miroslav Ivan										1		
16	TENIC Srdjan Dragan												
17	MILANOVIC Nemanja												
18	TOMICEVIC Djordje	1/1	100	1/1						1	2		
19	STEFANOVIC Adam												
20	STOJKOVIC Uros	0/3	0	0/1	0/1			0/1					
	Bench/Team												
	Totals	17/35	49	4/5	4/7	4/15	2/2	1/3	2/3	3	8	1	

Goalkeepers		Saves							
No.	Name	S/S	%	6m	Wing	9m	7m	FB	BT
1	TEPAVAC Vladimir	25/48	52	6/16	3/6	11/12	0/2	4/10	1/2
	Totals	25/48	52	6/16	3/6	11/12	0/2	4/10	1/2

THU 20 JUL 2017
Start Time 14:00
Game Duration: 01:32

Results

RUNNING SCORE

RUS - SRB

1st Half				2nd Half			
	0 (4') **1**	DURAKOVIC A.		DREMKOV A.	**12** (32') **9**		
CHOMAEV M.	**1** (4') **1**				**12** (34') **10**	DURAKOVIC A.	
	1 (7') **2**	TOMICEVIC D.		DREMKOV A.	**13** (35') **10**		
DIGUROV A.	**2** (8') **2**			DREMKOV A.	**14** (36') **10**		
BURYKIN Y.	**3** (9') **2**			STOROZHEV R.	**15** (38') **10**		
BURYKIN Y.	**4** (11') **2**			CHOMAEV M.	**16** (42') **10**		
	4 (11') **3**	DURAKOVIC A.		DREMKOV A.	**17** (42') **10**		
	4 (12') **4**	CALIC M.			**17** (43') **11**	NIKOLIC B.	
	4 (14') **5**	CALIC M.		STOROZHEV R.	**18** (43') **11**		
BURYKIN Y.	**5** (14') **5**			DREMKOV A.	**19** (45') **11**		
	5 (16') **6**	DURAKOVIC A.		DIGUROV A.	**20** (45') **11**		
CHOMAEV M.	**6** (17') **6**				**20** (47') **12**	STOJKOVIC A.	
CHOMAEV M.	**7** (19') **6**				**20** (48') **13**	ALEKSIC A.	
	7 (20') **7**	DURAKOVIC A.		DREMKOV A.	**21** (52') **13**		
BURYKIN Y.	**8** (22') **7**				**21** (53') **14**	ALEKSIC A.	
STOROZHEV R.	**9** (25') **7**			BURYKIN Y.	**22** (55') **14**		
MALUEV R.	**10** (26') **7**			BURYKIN Y.	**23** (55') **14**		
	10 (28') **8**	ALEKSIC A.			**23** (58') **15**	MICANOVIC R.	
DREMKOV A.	**11** (29') **8**				**23** (59') **16**	ALEKSIC A.	
	11 (30') **9**	DURAKOVIC A.			**23** (60') **17**	BARISIC M.	

LEGEND

%	Efficiency	**(C)**	Captain	**2Min**	2 minutes suspension	**6m**	6 metre Shots	**7m**	7 metre Shots
7mS	7metre Saves	**9m**	9 metre Shots	**BC**	Blue Cards	**BC**	Blue Cards	**BT**	Break Through Shots
FB	Fast Break Shots	**G / S**	Goals/Shots	**No.**	Uniform Number	**RC**	Red Cards	**S**	Saves
Wing	Wing Shots	**YC**	Yellow Card						

THU 20 JUL 2017
Start Time 14:00
Game Duration: 01:32

Match Statistics

RUS 23 vs 17 SRB

(11 - 9) (12 - 8)

Referee: Ahmet KOC (TUR) Nedim GUNES (TUR)

RUS - Russia

No.	Name	Shots								Offence		Defence		Penalties				TP
		G / S	%	6m	Wing	9m	7m	FB	BT	AS	TF	ST	BS	YC	2Min	RC	BC	
2	DREMKOV Alexey	7/11	64	5/5		1/5	1/1			3				1				
3	PANOV Denis																	
4	SKAFAR Vladislav																	
5	DIGUROV Aslan	2/4	50	1/1		0/1		1/1	0/1						1	1		
7	STOROZHEV Roman	3/4	75		2/2			1/2		3								
9	OVCHARENKO Maksim	0/5	0	0/1	0/2	0/1		0/1										
10	BURYKIN Yury Valerievich	6/8	75	3/3	1/3			2/2										
11	MALUEV Roman	1/6	17	0/2		0/2		1/2						1	1			
12	FILATOV Vladimir																	
13	SIZOV Andrey									1					2			
16	SUROVSKIY Stanislav Sergeevich									2								
17	NIKULIN Mikhail Olegovich									2					1			
21	SAMOYLYUKOV Sergey Sergeevich																	
27	SINILKIN Valery																	
31	KITAEV Anton	0/1	0		0/1													
88	CHOMAEV Murat (C)	4/13	31	1/4		0/4	1/2	1/2	1/1	2				1				
	Bench/Team													1				
	Totals	23/52	44	10/16	3/8	1/13	2/3	6/10	1/2	13				4	5	1		

Goalkeepers		Total Shots		6m Shots		Wing Shots		9m Shots		7m Shots		Fast Breaks		Breakthroughs	
No.	Name	S/S	%	S/S	%	S/S	%	S/S	%	S/S	%	S/S	%	S/S	%
12	FILATOV Vladimir														
16	SUROVSKIY Stanislav Sergeevich	14/31	45	1/5	20	1/5	20	10/14	71	0/2	0	1/2	50	1/3	33
	Totals	14/31	45	1/5	20	1/5	20	10/14	71	0/2	0	1/2	50	1/3	33

Team Shots	Goals	Saves	Missed	Post	Blocked	Total	%
6m Shots	10	6				16	63
Wing Shots	3	3		2		8	38
9m Shots	1	11	1			13	8
7m Shots	2		1		N/A	3	67
Fast Breaks	6	4				10	60
Breakthroughts	1	1				2	50
Totals	23	25	2	2		52	44

THU 20 JUL 2017
Start Time 14:00
Game Duration: 01:32

Match Statistics

RUS 23 vs 17 SRB

(11 - 9) (12 - 8)

Referee: Ahmet KOC (TUR) Nedim GUNES (TUR)

SRB - Serbia

No.	Name	Shots								Offence		Defence		Penalties				TP
		G / S	%	6m	Wing	9m	7m	FB	BT	AS	TF	ST	BS	YC	2Min	RC	BC	
1	TEPAVAC Vladimir (C)									2								
3	BRAKOCEVIC Milivoje	0/1	0			0/1												
4	STOJKOVIC Aleksandar Velibor	1/2	50		0/1			1/1		1								
5	BARISIC Milan	1/1	100	1/1											1			
6	CALIC Miroslav	2/2	100		2/2					2				1	1			
7	NIKOLIC Bozidar	1/4	25	1/1		0/2			0/1					1	1	1		
8	MICANOVIC Radovan	1/3	33		1/2			0/1										
9	DURAKOVIC Admir Nusret	6/11	55	1/1	1/1	1/6	2/2		1/1	2					1			
13	ALEKSIC Aleksa	4/7	57			3/6			1/1	1					1			
14	TOMICEVIC Miroslav Ivan														1			
16	TENIC Srdjan Dragan																	
17	MILANOVIC Nemanja																	
18	TOMICEVIC Djordje	1/1	100	1/1						1				1	2			
19	STEFANOVIC Adam																	
20	STOJKOVIC Uros	0/3	0	0/1	0/1			0/1										
	Bench/Team																	
	Totals	17/35	49	4/5	4/7	4/15	2/2	1/3	2/3	9				3	8	1		

Goalkeepers		Total Shots		6m Shots		Wing Shots		9m Shots		7m Shots		Fast Breaks		Breakthroughs	
No.	Name	S/S	%	S/S	%	S/S	%	S/S	%	S/S	%	S/S	%	S/S	%
1	TEPAVAC Vladimir	25/48	52	6/16	38	3/6	50	11/12	92	0/2	0	4/10	40	1/2	50
7	NIKOLIC Bozidar														
16	TENIC Srdjan Dragan														
	Totals	25/48	52	6/16	38	3/6	50	11/12	92	0/2	0	4/10	40	1/2	50

Team Shots	Goals	Saves	Missed	Post	Blocked	Total	%
6m Shots	4	1				5	80
Wing Shots	4	1	1	1		7	57
9m Shots	4	10		1		15	27
7m Shots	2				N/A	2	100
Fast Breaks	1	1		1		3	33
Breakthroughts	2	1				3	67
Totals	17	14	1	3		35	49

LEGEND

%	Efficiency	**(C)**	Captain	**2Min**	2 minutes suspension	**6m**	6 metre Shots	**7m**	7 metre Shots
7mS	7metre Saves	**9m**	9 metre Shots	**AS**	Assists	**BC**	Blue Cards	**BC**	Blue Cards
BS	Blockes Shots	**BT**	Break Through Shots	**FB**	Fast Break Shots	**G / S**	Goals/Shots	**No.**	Uniform Number
TO	Turnovers	**Wing**	Wing Shots	**YC**	Yellow Card	**S**	Saves	**ST**	Steals

Note: Removed incorrectly included time-played data.

THU 20 JUL 2017
Start Time 14:00

Start List

RUS vs SRB

Referee: Ahmet KOC (TUR) Nedim GUNES (TUR)

RUS - Russia

No.	Name	Pos	Height	Weight	Date of Birth	Tournament Statistics								
						MP	G	7mG	YC	2Min	RC	BC	S	7mS
12	FILATOV Vladimir	GK			19 NOV 1990									
16	SUROVSKIY S.	GK			16 JUN 1987									
2	DREMKOV Alexey	RB			11 MAR 1996									
3	PANOV Denis	LB			2 SEP 1988									
4	SKAFAR Vladislav	P			5 JUL 1990									
5	DIGUROV Aslan	LB			10 JUN 1989									
7	STOROZHEV Roman	RW			3 AUG 1993									
9	OVCHARENKO Maksim	LW			13 JUL 1989									
10	BURYKIN Y.	RW			4 JUL 1979									
11	MALUEV Roman	LB			21 JUN 1989									
13	SIZOV Andrey	LB			20 OCT 1978									
17	NIKULIN M.	P			12 NOV 1987									
21	SAMOYLYUKOV S.	CB			21 OCT 1987									
27	SINILKIN Valery	P			27 NOV 1992									
31	KITAEV Anton	LW			16 NOV 1982									
88	CHOMAEV Murat (C)	LB			1 JUN 1992									
Coach					Bench/Team									
Assistant Coach														

SRB - Serbia

No.	Name	Pos	Height	Weight	Date of Birth	Tournament Statistics								
						MP	G	7mG	YC	2Min	RC	BC	S	7mS
1	TEPAVAC Vladimir (C)				29 AUG 1980									
2	DROBNJAK Dragisa				25 MAR 1963									
3	BRAKOCEVIC Milivoje				28 NOV 1963									
4	STOJKOVIC A.				28 NOV 1984									
5	BARISIC Milan				14 JAN 1982									
6	CALIC Miroslav				31 JUL 1993									
7	NIKOLIC Bozidar				2 JAN 1984									
8	MICANOVIC Radovan				30 DEC 1990									
9	DURAKOVIC Admir Nusret				27 APR 1987									
13	ALEKSIC Aleksa				5 SEP 1987									
14	TOMICEVIC Miroslav Ivan				3 APR 1988									
16	TENIC Srdjan Dragan				20 OCT 1985									
17	MILANOVIC Nemanja				1 JUN 1990									
18	TOMICEVIC Djordje				28 FEB 1991									
19	STEFANOVIC Adam				24 OCT 1980									
20	STOJKOVIC Uros				17 NOV 1995									
Coach					Bench/Team									
Assistant Coach														

LEGEND

(C)	Captain	**2Min**	2 Minutes Suspension	**7mG**	7-metre Goals	**7mS**	7metre Saves	**B**	Both Handed
B	Back	**BC**	Blue Cards	**CB**	Centre Back	**FP**	Joueur	**G**	Goals
GK	Goalkeeper	**L**	Left Handed	**LB**	Left Back	**LW**	Left Wing	**MP**	Matches Played
No.	Uniform Number	**P**	Pivot	**Pos**	Position	**PR**	Preliminary	**R**	Right Handed
RB	Right Back	**RC**	Red Cards	**RW**	Right Wing	**S**	Saves	**W**	Wing
YC	Yellow Card								

SAT 22 JUL 2017
Start Time 17:00
Game Duration: 01:30

Results

BRA 14 vs 36 RUS

(6 - 16) (8 - 20)

Referees: Mesut ATES (TUR) Kursat KEF (TUR)

BRA - Brazil

Players		Shots								Punishments			
No.	Name	G / S	%	6m	Wing	9m	7m	FB	BT	YC	2Min	RC	BC
1	RILA Tiago Marques Dias												
6	AMARAL Juselio Mattos Do	0/2	0		0/1	0/1							
7	ROQUE Dauber Santos	0/1	0		0/1								
8	SACCHI Eloi Schiavinato	5/8	63		4/4	0/3	1/1						
10	NAKATSU Diogo Massami										1		
12	CAPORAL Felipe Ceresine	2/8	25	1/1		1/6	0/1			1	1		
13	SANTANA JUNIOR (C)	1/1	100		1/1								
15	DA SILVA Esdras Coutinho	4/12	33	3/4		1/8				1	1		
22	DE SALES Ricardo Damaso												
33	DE MORAIS Tiago Marcal	1/2	50	1/2						1			
40	DE OLIVEIRA Andre Carlos Alves	1/1	100		1/1								
44	MOCILIN JUNIOR Norberto												
77	PORTO Marcelo												
92	DE OLIVEIRA Douglas Henrique												
99	DE OLIVEIRA W.	0/1	0	0/1									
	Bench/Team												
	Totals	14/36	39	5/8	6/8	2/18	1/2			3	3		

Goalkeepers		Saves							
No.	Name	S/S	%	6m	Wing	9m	7m	FB	BT
1	RILA Tiago Marques Dias	13/40	33	4/11	1/4	6/15	1/5	0/4	1/1
92	DE OLIVEIRA Douglas Henrique	3/12	25	1/6	0/1	1/2		1/3	
	Totals	16/52	31	5/17	1/5	7/17	1/5	1/7	1/1

RUS - Russia

Players		Shots								Punishments			
No.	Name	G / S	%	6m	Wing	9m	7m	FB	BT	YC	2Min	RC	BC
2	DREMKOV Alexey	4/4	100				4/4						
3	PANOV Denis	1/3	33	1/1				0/2			1		
4	SKAFAR Vladislav	1/2	50	1/2						1			
7	STOROZHEV Roman	5/6	83	1/2	3/3			1/1					
9	OVCHARENKO Maksim	1/1	100					1/1					
10	BURYKIN Yury Valerievich	1/3	33	0/1	0/1			1/1					
11	MALUEV Roman	6/8	75	4/6		1/1		1/1			2		
12	FILATOV Vladimir												
13	SIZOV Andrey	2/7	29			2/7				1	1		
16	SUROVSKIY Stanislav Sergeevich												
17	NIKULIN Mikhail Olegovich	2/3	67	2/3						1	1		
21	SAMOYLYUKOV Sergey Sergeevich												
27	SINILKIN Valery												
31	KITAEV Anton	2/3	67		1/1	0/1		1/1					
88	CHOMAEV Murat (C)	11/19	58	3/3		7/13	0/1	1/1	0/1		1		
	Bench/Team												
	Totals	36/59	61	12/18	4/5	10/22	4/5	6/8	0/1	3	6		

Goalkeepers		Saves							
No.	Name	S/S	%	6m	Wing	9m	7m	FB	BT
12	FILATOV Vladimir	7/13	54	1/2	0/4	6/6	0/1		
16	SUROVSKIY Stanislav Sergeevich	7/15	47	1/5	1/3	5/7			
	Totals	14/28	50	2/7	1/7	11/13	0/1		

SAT 22 JUL 2017
Start Time 17:00
Game Duration: 01:30

Results

RUNNING SCORE

BRA - RUS

1st Half					2nd Half				
	0	(4')	**1**	CHOMAEV M.		**6**	(34')	**17**	SKAFAR V.
	0	(7')	**2**	CHOMAEV M.	SACCHI E.	**7**	(34')	**17**	
DA SILVA E.	**1**	(7')	**2**		SACCHI E.	**8**	(35')	**17**	
	1	(8')	**3**	STOROZHEV R.		**8**	(36')	**18**	SIZOV A.
	1	(8')	**4**	CHOMAEV M.		**8**	(37')	**19**	CHOMAEV M.
	1	(10')	**5**	CHOMAEV M.	SACCHI E.	**9**	(38')	**19**	
	1	(12')	**6**	STOROZHEV R.	SANTANA JUNIOR	**10**	(39')	**19**	
	1	(12')	**7**	CHOMAEV M.		**10**	(40')	**20**	CHOMAEV M.
DE OLIVEIRA A.	**2**	(15')	**7**			**10**	(40')	**21**	KITAEV A.
	2	(16')	**8**	CHOMAEV M.		**10**	(41')	**22**	MALUEV R.
CAPORAL F.	**3**	(16')	**8**			**10**	(42')	**23**	CHOMAEV M.
	3	(17')	**9**	NIKULIN M.		**10**	(43')	**24**	MALUEV R.
	3	(18')	**10**	SIZOV A.	CAPORAL F.	**11**	(43')	**24**	
SACCHI E.	**4**	(21')	**10**			**11**	(45')	**25**	CHOMAEV M.
DA SILVA E.	**5**	(22')	**10**			**11**	(46')	**26**	DREMKOV A.
	5	(22')	**11**	CHOMAEV M.		**11**	(48')	**27**	STOROZHEV R.
	5	(25')	**12**	DREMKOV A.		**11**	(49')	**28**	OVCHARENKO M.
	5	(25')	**13**	DREMKOV A.		**11**	(50')	**29**	MALUEV R.
SACCHI E.	**6**	(26')	**13**			**11**	(50')	**30**	MALUEV R.
	6	(26')	**14**	DREMKOV A.	DA SILVA E.	**12**	(51')	**30**	
	6	(28')	**15**	KITAEV A.		**12**	(52')	**31**	MALUEV R.
	6	(29')	**16**	BURYKIN Y.		**12**	(56')	**32**	NIKULIN M.
						12	(57')	**33**	MALUEV R.
						12	(57')	**34**	STOROZHEV R.
					DE MORAIS T.	**13**	(58')	**34**	
						13	(59')	**35**	PANOV D.
					DA SILVA E.	**14**	(60')	**35**	
						14	(60')	**36**	STOROZHEV R.

LEGEND

%	Efficiency	**(C)**	Captain	**2Min**	2 minutes suspension	**6m**	6 metre Shots	**7m**	7 metre Shots
7mS	7metre Saves	**9m**	9 metre Shots	**BC**	Blue Cards	**BC**	Blue Cards	**BT**	Break Through Shots
FB	Fast Break Shots	**G / S**	Goals/Shots	**No.**	Uniform Number	**RC**	Red Cards	**S**	Saves
Wing	Wing Shots	**YC**	Yellow Card						

SAT 22 JUL 2017
Start Time 17:00
Game Duration: 01:30

Match Statistics

BRA 14 vs 36 RUS

(6 - 16) (8 - 20)

Referee: Mesut ATES (TUR) Kursat KEF (TUR)

BRA - Brazil

No.	Name	Shots								Offence		Defence		Penalties				TP
		G / S	%	6m	Wing	9m	7m	FB	BT	AS	TF	ST	BS	YC	2Min	RC	BC	
1	RILA Tiago Marques Dias																	
6	AMARAL Juselio Mattos Do	0/2	0		0/1	0/1												
7	ROQUE Dauber Santos	0/1	0		0/1													
8	SACCHI Eloi Schiavinato	5/8	63		4/4	0/3	1/1											
10	NAKATSU Diogo Massami									1					1			
12	CAPORAL Felipe Ceresine	2/8	25	1/1		1/6	0/1			2				1	1			
13	SANTANA JUNIOR (C)	1/1	100		1/1					1								
15	DA SILVA Esdras Coutinho	4/12	33	3/4		1/8								1	1			
22	DE SALES Ricardo Damaso												1					
33	DE MORAIS Tiago Marcal	1/2	50	1/2						3				1				
40	DE OLIVEIRA Andre Carlos Alves	1/1	100		1/1													
44	MOCILIN JUNIOR Norberto									1								
77	PORTO Marcelo																	
92	DE OLIVEIRA Douglas Henrique																	
99	DE OLIVEIRA W.	0/1	0	0/1														
	Bench/Team																	
	Totals	14/36	39	5/8	6/8	2/18	1/2			8			1	3	3			

Goalkeepers		Total Shots		6m Shots		Wing Shots		9m Shots		7m Shots		Fast Breaks		Breakthroughs	
No.	Name	S/S	%	S/S	%	S/S	%	S/S	%	S/S	%	S/S	%	S/S	%
1	RILA Tiago Marques Dias	13/40	33	4/11	36	1/4	25	6/15	40	1/5	20	0/4	0	1/1	100
92	DE OLIVEIRA Douglas Henrique	3/12	25	1/6	17	0/1	0	1/2	50			1/3	33		
	Totals	16/52	31	5/17	29	1/5	20	7/17	41	1/5	20	1/7	14	1/1	100

Team Shots	Goals	Saves	Missed	Post	Blocked	Total	%
6m Shots	5	2		1		8	63
Wing Shots	6	1	1			8	75
9m Shots	2	11	2		3	18	11
7m Shots	1			1	N/A	2	50
Fast Breaks							
Breakthroughts							
Totals	14	14	3	2	3	36	39

SAT 22 JUL 2017
Start Time 17:00
Game Duration: 01:30

Match Statistics

BRA 14 vs 36 RUS

(6 - 16) (8 - 20)

Referee: Mesut ATES (TUR) Kursat KEF (TUR)

RUS - Russia

No.	Name	Shots								Offence		Defence		Penalties				TP
		G / S	%	6m	Wing	9m	7m	FB	BT	AS	TF	ST	BS	YC	2Min	RC	BC	
2	DREMKOV Alexey	4/4	100				4/4											
3	PANOV Denis	1/3	33	1/1				0/2		2					1			
4	SKAFAR Vladislav	1/2	50	1/2										1				
7	STOROZHEV Roman	5/6	83	1/2	3/3			1/1										
9	OVCHARENKO Maksim	1/1	100					1/1		5								
10	BURYKIN Yury Valerievich	1/3	33	0/1	0/1			1/1		1								
11	MALUEV Roman	6/8	75	4/6		1/1		1/1		3					2			
12	FILATOV Vladimir									1								
13	SIZOV Andrey	2/7	29			2/7				5			3	1	1			
16	SUROVSKIY Stanislav Sergeevich									1								
17	NIKULIN Mikhail Olegovich	2/3	67	2/3						2				1	1			
21	SAMOYLYUKOV Sergey Sergeevich																	
27	SINILKIN Valery																	
31	KITAEV Anton	2/3	67		1/1	0/1		1/1		1								
88	CHOMAEV Murat (C)	11/19	58	3/3		7/13	0/1	1/1	0/1	1					1			
	Bench/Team																	
	Totals	36/59	61	12/18	4/5	10/22	4/5	6/8	0/1	22			3	3	6			

Goalkeepers		Total Shots		6m Shots		Wing Shots		9m Shots		7m Shots		Fast Breaks		Breakthroughs	
No.	Name	S/S	%	S/S	%	S/S	%	S/S	%	S/S	%	S/S	%	S/S	%
12	FILATOV Vladimir	7/13	54	1/2	50	0/4	0	6/6	100	0/1	0				
16	SUROVSKIY Stanislav Sergeevich	7/15	47	1/5	20	1/3	33	5/7	71						
	Totals	14/28	50	2/7	29	1/7	14	11/13	85	0/1	0				

Team Shots	Goals	Saves	Missed	Post	Blocked	Total	%
6m Shots	12	5	1			18	67
Wing Shots	4	1				5	80
9m Shots	10	7	3	1	1	22	45
7m Shots	4	1			N/A	5	80
Fast Breaks	6	1	1			8	75
Breakthroughts		1				1	
Totals	36	16	5	1	1	59	61

LEGEND

%	Efficiency	**(C)**	Captain	**2Min**	2 minutes suspension	**6m**	6 metre Shots	**7m**	7 metre Shots
7mS	7metre Saves	**9m**	9 metre Shots	**AS**	Assists	**BC**	Blue Cards	**BC**	Blue Cards
BS	Blockes Shots	**BT**	Break Through Shots	**FB**	Fast Break Shots	**G / S**	Goals/Shots	**No.**	Uniform Number
TO	Turnovers	**Wing**	Wing Shots	**YC**	Yellow Card	**S**	Saves	**ST**	Steals

SAT 22 JUL 2017
Start Time 17:00

Start List

BRA vs RUS

BRA - Brazil

No.	Name	Pos	Height	Weight	Date of Birth	Tournament Statistics								
						MP	G	7mG	YC	2Min	RC	BC	S	7mS
1	RILA Tiago Marques Dias	GK			16 NOV 1996	1							5	
92	DE OLIVEIRA D.	GK			15 JAN 1999	1							4	
6	AMARAL J.M.D.	RW			16 SEP 1985	1	1							
7	ROQUE Dauber Santos	RW			1 MAR 1980	1	1							
8	SACCHI Eloi Schiavinato	LW			2 MAY 1981	1	1			1				
10	NAKATSU Diogo Massami	RB			14 OCT 1987	1	1		1					
12	CAPORAL Felipe Ceresine	CB			7 MAY 1991	1	3	2		1				
13	SANTANA JUNIOR (C)	CB			19 DEC 1985	1								
15	DA SILVA E.	LB			28 MAR 1992	1	4		1					
22	DE SALES Ricardo Damaso	P			6 AUG 1990	1								
33	DE MORAIS Tiago Marcal	RB			2 APR 1990	1	1							
40	DE OLIVEIRA A.	LW			2 APR 1977	1			1					
44	MOCILIN JUNIOR Norberto	LB			15 APR 1992	1								
77	PORTO Marcelo	P			12 JAN 1983	1	4							
99	DE OLIVEIRA W.	P			7 OCT 1986	1								
Coach	DOS SANTOS Marcello Lima				Bench/Team									
Assistant Coach	DOS SANTOS Rafael													

BRA Played		
PR	TUR	16-35

RUS - Russia

No.	Name	Pos	Height	Weight	Date of Birth	Tournament Statistics								
						MP	G	7mG	YC	2Min	RC	BC	S	7mS
12	FILATOV Vladimir	GK			19 NOV 1990	1								
16	SUROVSKIY S.	GK			16 JUN 1987	1							14	
2	DREMKOV Alexey	RB			11 MAR 1996	1	7	1	1					
3	PANOV Denis	LB			2 SEP 1988	1								
4	SKAFAR Vladislav	P			5 JUL 1990	1								
7	STOROZHEV Roman	RW			3 AUG 1993	1	3							
9	OVCHARENKO Maksim	LW			13 JUL 1989	1								
10	BURYKIN Y.	RW			4 JUL 1979	1	6							
11	MALUEV Roman	LB			21 JUN 1989	1	1		1	1				
13	SIZOV Andrey	LB			20 OCT 1978	1				2				
17	NIKULIN M.	P			12 NOV 1987	1				1				
21	SAMOYLYUKOV S.	CB			21 OCT 1987	1								
27	SINILKIN Valery	P			27 NOV 1992	1								
31	KITAEV Anton	LW			16 NOV 1982	1								
88	CHOMAEV Murat (C)	LB			1 JUN 1992	1	4	1	1					
Coach	BARSUKOV Vitalii				Bench/Team				1					
Assistant Coach	TRUFAN Alexei													

RUS Played		
PR	SRB	23-17

LEGEND

(C)	Captain	**2Min**	2 Minutes Suspension	**7mG**	7-metre Goals	**7mS**	7metre Saves	**B**	Both Handed
B	Back	**BC**	Blue Cards	**CB**	Centre Back	**FP**	Joueur	**G**	Goals
GK	Goalkeeper	**L**	Left Handed	**LB**	Left Back	**LW**	Left Wing	**MP**	Matches Played
No.	Uniform Number	**P**	Pivot	**Pos**	Position	**PR**	Preliminary	**R**	Right Handed
RB	Right Back	**RC**	Red Cards	**RW**	Right Wing	**S**	Saves	**W**	Wing
YC	Yellow Card								

MON 24 JUL 2017
Start Time 14:00
Game Duration: 01:29

Results

TUR 24 vs 18 RUS

(9 - 5) (15 - 13)

Referees: Yunis TOKMAK (TUR) Serdar OZEN (TUR)

TUR - Turkey

Players		Shots								Punishments			
No.	Name	G / S	%	6m	Wing	9m	7m	FB	BT	YC	2Min	RC	BC
2	OZCELIK Emre	4/5	80	3/4	1/1					1	2		
3	KIZILKAYA Taskin	1/1	100	1/1									
4	GUNDUZ Kemal												
5	DENLI Cem	0/1	0	0/1						1	1		
6	SAHIN Ali Rifat	1/3	33	0/2		1/1							
7	YILMAZ Ergin												
8	GOZEL Ahmet												
9	ACAR Murat	7/13	54		4/7	1/4		2/2					
10	ALKOYUN Hamza	8/17	47	1/1	1/4	2/6	3/4	1/2			1		
12	SONMEZ Remzi												
15	KIS Mahmut Volkan	3/7	43	0/1	1/3	1/2		1/1		1			
17	TUNA Ismail												
26	ORAL Serkan (C)												
35	ATAK Murat												
38	KOKLU Samet												
59	GUNDOGDU Tugay												
	Bench/Team												
	Totals	24/47	51	5/10	7/15	5/13	3/4	4/5		3	4		

Goalkeepers		Saves							
No.	Name	S/S	%	6m	Wing	9m	7m	FB	BT
12	SONMEZ Remzi	10/27	37	0/2	4/10	4/7	2/4	0/2	0/2
26	ORAL Serkan	0/1	0		0/1				
	Totals	10/28	36	0/2	4/11	4/7	2/4	0/2	0/2

RUS - Russia

Players		Shots								Punishments			
No.	Name	G / S	%	6m	Wing	9m	7m	FB	BT	YC	2Min	RC	BC
2	DREMKOV Alexey	2/6	33			0/4	1/1		1/1		2		
3	PANOV Denis												
4	SKAFAR Vladislav												
5	DIGUROV Aslan	2/3	67	1/1		1/1		0/1		1			
7	STOROZHEV Roman	2/6	33		2/5	0/1				1			
9	OVCHARENKO Maksim	3/5	60		3/3	0/1		0/1			1		
10	BURYKIN Yury Valerievich	1/3	33		1/2	0/1							
11	MALUEV Roman	0/1	0		0/1						1		
12	FILATOV Vladimir												
13	SIZOV Andrey										1		
16	SUROVSKIY Stanislav Sergeevich												
17	NIKULIN Mikhail Olegovich										1		
21	SAMOYLYUKOV Sergey Sergeevich												
27	SINILKIN Valery												
31	KITAEV Anton	0/1	0		0/1					1			
88	CHOMAEV Murat (C)	8/14	57	1/2	1/1	2/5	1/3	2/2	1/1				
	Bench/Team												
	Totals	18/39	46	2/3	7/13	3/13	2/4	2/4	2/2	3	6		

Goalkeepers		Saves							
No.	Name	S/S	%	6m	Wing	9m	7m	FB	BT
12	FILATOV Vladimir	0/2	0		0/1		0/1		
16	SUROVSKIY Stanislav Sergeevich	11/33	33	5/10	2/8	3/8	1/3	0/4	
	Totals	11/35	31	5/10	2/9	3/8	1/4	0/4	

MON 24 JUL 2017
Start Time 14:00
Game Duration: 01:29

Results

RUNNING SCORE

TUR - RUS

1st Half				2nd Half			
ALKOYUN H.	**1** (1')	**0**		**9** (31')	**6**	OVCHARENKO M.
	1 (3')	**1**	CHOMAEV M.	**9** (31')	**7**	CHOMAEV M.
ALKOYUN H.	**2** (5')	**1**		**9** (33')	**8**	STOROZHEV R.
SAHIN A.	**3** (6')	**1**		ACAR M. **10** (34')	**8**	
KIS M.	**4** (9')	**1**		ALKOYUN H. **11** (34')	**8**	
OZCELIK E.	**5** (10')	**1**		KIS M. **12** (35')	**8**	
	5 (13')	**2**	DREMKOV A.	ALKOYUN H. **13** (36')	**8**	
	5 (16')	**3**	DIGUROV A.	**13** (36')	**9**	CHOMAEV M.
OZCELIK E.	**6** (17')	**3**		ACAR M. **14** (37')	**9**	
	6 (20')	**4**	DIGUROV A.	**14** (37')	**10**	STOROZHEV R.
	6 (23')	**5**	CHOMAEV M.	ALKOYUN H. **15** (39')	**10**	
ALKOYUN H.	**7** (24')	**5**		ACAR M. **16** (40')	**10**	
ALKOYUN H.	**8** (26')	**5**		**16** (40')	**11**	CHOMAEV M.
ALKOYUN H.	**9** (27')	**5**		OZCELIK E. **17** (41')	**11**	
				ACAR M. **18** (41')	**11**	
				18 (41')	**12**	DREMKOV A.
				KIS M. **19** (42')	**12**	
				19 (43')	**13**	CHOMAEV M.
				ACAR M. **20** (44')	**13**	
				20 (44')	**14**	CHOMAEV M.
				20 (49')	**15**	BURYKIN Y.
				ACAR M. **21** (50')	**15**	
				21 (51')	**16**	OVCHARENKO M.
				21 (52')	**17**	OVCHARENKO M.
				ACAR M. **22** (53')	**17**	
				OZCELIK E. **23** (56')	**17**	
				23 (58')	**18**	CHOMAEV M.
				KIZILKAYA T. **24** (59')	**18**	

LEGEND

%	Efficiency	**(C)**	Captain	**2Min**	2 minutes suspension	**6m**	6 metre Shots	**7m**	7 metre Shots
7mS	7metre Saves	**9m**	9 metre Shots	**BC**	Blue Cards	**BC**	Blue Cards	**BT**	Break Through Shots
FB	Fast Break Shots	**G / S**	Goals/Shots	**No.**	Uniform Number	**RC**	Red Cards	**S**	Saves
Wing	Wing Shots	**YC**	Yellow Card						

MON 24 JUL 2017
Start Time 14:00
Game Duration: 01:29

Match Statistics

TUR 24 vs 18 RUS

(9 - 5) (15 - 13)

Referee: Yunis TOKMAK (TUR) Serdar OZEN (TUR)

TUR - Turkey

No.	Name	Shots								Offence		Defence		Penalties				TP
		G / S	%	6m	Wing	9m	7m	FB	BT	AS	TF	ST	BS	YC	2Min	RC	BC	
2	OZCELIK Emre	4/5	80	3/4	1/1								1	1	2			
3	KIZILKAYA Taskin	1/1	100	1/1						1								
4	GUNDUZ Kemal																	
5	DENLI Cem	0/1	0	0/1						1				1	1			
6	SAHIN Ali Rifat	1/3	33	0/2		1/1				2								
7	YILMAZ Ergin																	
8	GOZEL Ahmet																	
9	ACAR Murat	7/13	54		4/7	1/4		2/2		4								
10	ALKOYUN Hamza	8/17	47	1/1	1/4	2/6	3/4	1/2		1	1				1			
12	SONMEZ Remzi									1								
15	KIS Mahmut Volkan	3/7	43	0/1	1/3	1/2		1/1		1				1				
17	TUNA Ismail																	
26	ORAL Serkan (C)																	
35	ATAK Murat																	
38	KOKLU Samet																	
59	GUNDOGDU Tugay																	
	Bench/Team																	
	Totals	24/47	51	5/10	7/15	5/13	3/4	4/5		11	1		1	3	4			

Goalkeepers		Total Shots		6m Shots		Wing Shots		9m Shots		7m Shots		Fast Breaks		Breakthroughs	
No.	Name	S/S	%	S/S	%	S/S	%	S/S	%	S/S	%	S/S	%	S/S	%
12	SONMEZ Remzi	10/27	37	0/2	0	4/10	40	4/7	57	2/4	50	0/2	0	0/2	0
26	ORAL Serkan	0/1	0			0/1	0								
	Totals	10/28	36	0/2	0	4/11	36	4/7	57	2/4	50	0/2	0	0/2	0

Team Shots	Goals	Saves	Missed	Post	Blocked	Total	%
6m Shots	5	5				10	50
Wing Shots	7	2	4	2		15	47
9m Shots	5	3	3		2	13	38
7m Shots	3	1			N/A	4	75
Fast Breaks	4		1			5	80
Breakthroughts							
Totals	24	11	8	2	2	47	51

MON 24 JUL 2017
Start Time 14:00
Game Duration: 01:29

Match Statistics

TUR 24 vs 18 RUS

(9 - 5) (15 - 13)

Referee: Yunis TOKMAK (TUR) Serdar OZEN (TUR)

RUS - Russia

No.	Name	Shots								Offence		Defence		Penalties				TP
		G / S	%	6m	Wing	9m	7m	FB	BT	AS	TF	ST	BS	YC	2Min	RC	BC	
2	DREMKOV Alexey	2/6	33			0/4	1/1		1/1	1			1		2			
3	PANOV Denis																	
4	SKAFAR Vladislav																	
5	DIGUROV Aslan	2/3	67	1/1		1/1		0/1		1				1				
7	STOROZHEV Roman	2/6	33		2/5	0/1								1				
9	OVCHARENKO Maksim	3/5	60		3/3	0/1		0/1		1					1			
10	BURYKIN Yury Valerievich	1/3	33		1/2	0/1												
11	MALUEV Roman	0/1	0		0/1					2					1			
12	FILATOV Vladimir																	
13	SIZOV Andrey														1			
16	SUROVSKIY Stanislav Sergeevich																	
17	NIKULIN Mikhail Olegovich									7					1			
21	SAMOYLYUKOV Sergey Sergeevich																	
27	SINILKIN Valery																	
31	KITAEV Anton	0/1	0		0/1							1		1				
88	CHOMAEV Murat (C)	8/14	57	1/2	1/1	2/5	1/3	2/2	1/1	1			1					
	Bench/Team																	
	Totals	18/39	46	2/3	7/13	3/13	2/4	2/4	2/2	13		1	2	3	6			

Goalkeepers		Total Shots		6m Shots		Wing Shots		9m Shots		7m Shots		Fast Breaks		Breakthroughs	
No.	Name	S/S	%	S/S	%	S/S	%	S/S	%	S/S	%	S/S	%	S/S	%
12	FILATOV Vladimir	0/2	0			0/1	0			0/1	0				
16	SUROVSKIY Stanislav Sergeevich	11/33	33	5/10	50	2/8	25	3/8	38	1/3	33	0/4	0		
	Totals	11/35	31	5/10	50	2/9	22	3/8	38	1/4	25	0/4	0		

Team Shots	Goals	Saves	Missed	Post	Blocked	Total	%
6m Shots	2			1		3	67
Wing Shots	7	4		2		13	54
9m Shots	3	4	2	3	1	13	23
7m Shots	2	2			N/A	4	50
Fast Breaks	2			2		4	50
Breakthroughts	2					2	100
Totals	18	10	2	8	1	39	46

LEGEND

%	Efficiency	**(C)**	Captain	**2Min**	2 minutes suspension	**6m**	6 metre Shots	**7m**	7 metre Shots
7mS	7metre Saves	**9m**	9 metre Shots	**AS**	Assists	**BC**	Blue Cards	**BC**	Blue Cards
BS	Blockes Shots	**BT**	Break Through Shots	**FB**	Fast Break Shots	**G / S**	Goals/Shots	**No.**	Uniform Number
TO	Turnovers	**Wing**	Wing Shots	**YC**	Yellow Card	**S**	Saves	**ST**	Steals

MON 24 JUL 2017
Start Time 14:00

Start List

TUR vs RUS

Referee: Yunis TOKMAK (TUR) Serdar OZEN (TUR)

TUR - Turkey

No.	Name	Pos	Height	Weight	Date of Birth	Tournament Statistics									TUR Played		
						MP	G	7mG	YC	2Min	RC	BC	S	7mS			
12	SONMEZ Remzi	GK			19 APR 1987	2							25		PR	BRA	35-16
26	ORAL Serkan (C)	GK			24 JAN 1976	2							4		PR	SRB	21-26
2	OZCELIK Emre	P			7 FEB 1992	2	3		2								
3	KIZILKAYA Taskin	LW			10 JAN 1987	2	6			1							
4	GUNDUZ Kemal	P			22 AUG 1982	1	2			1							
5	DENLI Cem	P			10 JAN 1991	2	3			1							
6	SAHIN Ali Rifat	CB			4 AUG 1984	2	2			3	1						
7	YILMAZ Ergin	CB			19 DEC 1984	2	1										
8	GOZEL Ahmet	LB			4 JUN 1986	2	3	1									
9	ACAR Murat	RW			3 NOV 1997	2	9		1	1							
10	ALKOYUN Hamza	LW			30 APR 1986	2	9	2	1								
15	KIS Mahmut Volkan	RB			25 JUL 1987	2	4										
17	TUNA Ismail	LW			18 JUL 1997	2	1										
35	ATAK Murat	RB			21 APR 1984	2	4			1							
38	KOKLU Samet	CB			18 MAR 1988	2	1	1									
59	GUNDOGDU Tugay	RW			30 MAY 1990												
Coach	KORAL Korer				Bench/Team												
Assistant Coach	SANCAKCEKER Murat																

RUS - Russia

No.	Name	Pos	Height	Weight	Date of Birth	Tournament Statistics									RUS Played		
						MP	G	7mG	YC	2Min	RC	BC	S	7mS			
12	FILATOV Vladimir	GK			19 NOV 1990	2							7		PR	SRB	23-17
16	SUROVSKIY S.	GK			16 JUN 1987	2							21		PR	BRA	36-14
2	DREMKOV Alexey	RB			11 MAR 1996	2	11	5	1								
3	PANOV Denis	LB			2 SEP 1988	2	1			1							
4	SKAFAR Vladislav	P			5 JUL 1990	2	1		1								
5	DIGUROV Aslan	LB			10 JUN 1989	1	2			1	1						
7	STOROZHEV Roman	RW			3 AUG 1993	2	8										
9	OVCHARENKO Maksim	LW			13 JUL 1989	2	1										
10	BURYKIN Y.	RW			4 JUL 1979	2	7										
11	MALUEV Roman	LB			21 JUN 1989	2	7		1	3							
13	SIZOV Andrey	LB			20 OCT 1978	2	2		1	3							
17	NIKULIN M.	P			12 NOV 1987	2	2		1	2							
21	SAMOYLYUKOV S.	CB			21 OCT 1987	2											
27	SINILKIN Valery	P			27 NOV 1992	2											
31	KITAEV Anton	LW			16 NOV 1982	2	2										
88	CHOMAEV Murat (C)	LB			1 JUN 1992	2	15	1	1	1							
Coach	BARSUKOV Vitalii				Bench/Team				1								
Assistant Coach	TRUFAN Alexei																

LEGEND

(C)	Captain	**2Min**	2 Minutes Suspension	**7mG**	7-metre Goals	**7mS**	7metre Saves	**B**	Both Handed
B	Back	**BC**	Blue Cards	**CB**	Centre Back	**FP**	Joueur	**G**	Goals
GK	Goalkeeper	**L**	Left Handed	**LB**	Left Back	**LW**	Left Wing	**MP**	Matches Played
No.	Uniform Number	**P**	Pivot	**Pos**	Position	**PR**	Preliminary	**R**	Right Handed
RB	Right Back	**RC**	Red Cards	**RW**	Right Wing	**S**	Saves	**W**	Wing
YC	Yellow Card								

Competition Schedule

Date	Start Time	Tee	Estimate Finish	Event	
FRI 21 JUL 2017	8:00	1	12:48	Men's Individual Round 1 Game 1	
	9:24	1	13:24	Women's Individual Round 1 Game 1	
SAT 22 JUL	8:12	1	12:00	Women's Individual Round 2 Game 2	
	8:36	1	13:24	Men's Individual Round 2 Game 2	
SUN 23 JUL	9:00	1	12:36	Men's Individual Round of 16	JOHN A. (GER) - DEMIR M. (TUR)
	9:12	1	12:48	Men's Individual Round of 16 Group 2	FINNERAN M. (USA) - NEUMANN P. (GER)
	9:24	1	13:00	Men's Individual Round of 16 Group 3	CAFFERTY S. (GBR) - YAVUZ M. (TUR)
	9:36	1	13:12	Men's Individual Round of 16 Group 4	MAKOKHA I. (KEN) - PANYUSHKIN N. (RUS)
	9:48	1	13:24	Men's Individual Round of 16 Group 5	WARING P. (GBR) - ZOTOV D. (RUS)
	10:00	1	13:36	Men's Individual Round of 16 Group 6	BARBER D. (FIN) - WARIS W. (FIN)
	10:12	1	13:48	Men's Individual Round of 16 Group 7	GULDAN N. (GER) - KANABA M. (SVK)
	10:24	1	14:00	Men's Individual Round of 16 Group 8	NIELSEN L. (DEN) - MIKKERS C. (NED)
MON 24 JUL	9:00	1	12:36	Men's Individual Quarter-finals	JOHN A. (GER) - NEUMANN P. (GER)
	9:12	1	12:48	Men's Individual Quarter-finals	CAFFERTY S. (GBR) - MAKOKHA I. (KEN)
	9:24	1	13:00	Men's Individual Quarter-finals	WARING P. (GBR) - BARBER D. (FIN)
	9:36	1	13:12	Men's Individual Quarter-finals	GULDAN N. (GER) - NIELSEN L. (DEN)
	10:00	1	13:36	Women's Individual Quarter-finals	GONZALEZ A. (GER) - CAVDAR I. (TUR)
	10:12	1	13:48	Women's Individual Quarter-finals Group 4	HJELLEGJERDE A. (NOR) - OZTUNC G. (TUR)
TUE 25 JUL	9:30	1	13:06	Women's Individual Semi-finals	DAGAR D. (IND) - GONZALEZ A. (GER)
	9:45	1	13:21	Women's Individual Semi-finals	YOST K. (USA) - HJELLEGJERDE A. (NOR)
	10:00	1	13:36	Men's Individual Semi-finals	JOHN A. (GER) - CAFFERTY S. (GBR)
	10:15	1	13:51	Men's Individual Semi-finals	WARING P. (GBR) - NIELSEN L. (DEN)
WED 26 JUL	8:30	1	12:06	Women's Individual Bronze Medal Match	GONZALEZ A. (GER) - HJELLEGJERDE A. (NOR)
	8:45	1	12:21	Men's Individual Bronze Medal Match	CAFFERTY S. (GBR) - NIELSEN L. (DEN)
	9:00	1	12:36	Women's Individual Gold Medal Match	DAGAR D. (IND) - YOST K. (USA)
	9:15	1	12:51	Men's Individual Gold Medal Match	JOHN A. (GER) - WARING P. (GBR)

Entry List by NOC

As of FRI 21 JUL 2017 at 07:11

NOC Code	Name	Date of Birth
DEN	**- Denmark**	
	NIELSEN Lasse Emil	15 OCT 1991
FIN	**- Finland**	
	BARBER David JR.	15 APR 1970
	WARIS Waltteri Harri	9 MAY 1998
GBR	**- Great Britain**	
	CAFFERTY Steven James John	5 SEP 1989
	WARING Paul Daniel	1 MAY 1996
GER	**- Germany**	
	GONZALEZ PODBICANIN Amelie	1 OCT 2004
	GULDAN Nico	16 APR 1999
	JOHN Allen	31 AUG 1987
	NEUMANN Paul	5 AUG 1987
GHA	**- Ghana**	
	AGYEMANG Isaac Kwabena	28 JUN 1977
	DONKOR Yaw Konadu	31 OCT 1973
IND	**- India**	
	DAGAR Diksha	14 DEC 2000
	DAGAR Yogesh	1 NOV 1997
KEN	**- Kenya**	
	MAKOKHA Isaac Ogolla	10 FEB 1991
NED	**- Netherlands**	
	MIKKERS Charles Antonius	25 AUG 1957
NOR	**- Norway**	
	HJELLEGJERDE Andrea	21 MAR 1993
RUS	**- Russia**	
	INOZEMTSEV Leonid	7 SEP 2000
	PANYUSHKIN Nikita	24 APR 1998
	ZOTOV Dmitry	3 FEB 1980
SVK	**- Slovakia**	
	KANABA Miroslav	27 JAN 1974
TUR	**- Turkey**	
	CAVDAR Ilknur	21 APR 2001
	OZTUNC Gulistan	2 MAR 2001
	YAVUZ Havva	5 AUG 1985
	DEMIR Muhammet	24 SEP 1996
	KULANOGLU Erdem	20 JUL 2000

Entry List by NOC

As of FRI 21 JUL 2017 at 07:11

NOC Code	Name	Date of Birth
	YAVUZ Mehmet	6 DEC 1985
USA	**- US of America**	
	YOST Kaylin	4 FEB 1992
	FINNERAN Michael	26 JUL 1948

Medallists by Event

As of WED 26 JUL 2017 at 12:53

After 2 of 2 events

Event Name	Date	Medal	Name	NOC Code
Women Individual	WED 26 JUL 2017	GOLD	YOST Kaylin	USA
		SILVER	DAGAR Diksha	IND
		BRONZE	HJELLEGJERDE Andrea	NOR
Men Individual	WED 26 JUL 2017	GOLD	JOHN Allen	GER
		SILVER	WARING Paul Daniel	GBR
		BRONZE	CAFFERTY Steven James John	GBR

Medallists

As of WED 26 JUL 2017 at 12:57

Medal	Name	NOC
GOLD	JOHN Allen	GER - Germany
SILVER	WARING Paul Daniel	GBR - Great Britain
BRONZE	CAFFERTY Steven James John	GBR - Great Britain

Draw Sheet

As of WED 26 JUL 2017 at 13:08

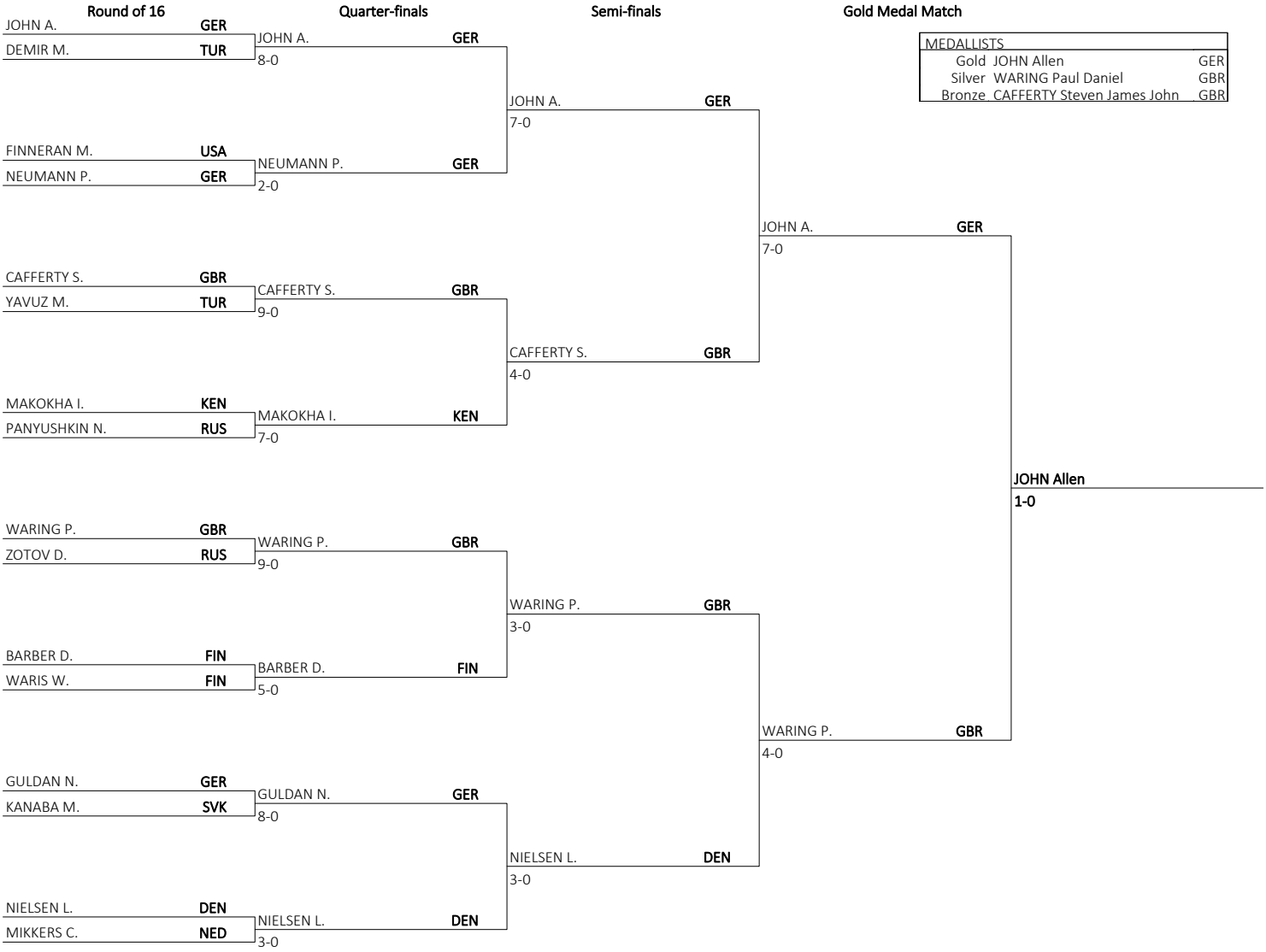

Bronze Medal Match

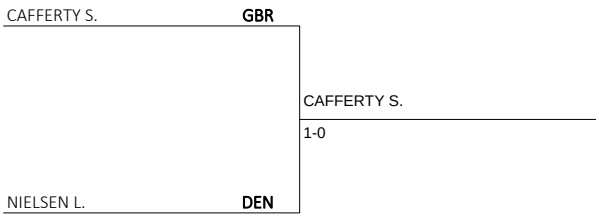

Grouping

FRI 21 JUL 2017

Start Time 8:00 Game 1

Round Hole 1	Round Hole 1	Bib Colour	Name	NOC Code	Bib Colou	Name	NOC Code	Bib Colou	Name	NOC Code
8:00	9:48		NIELSEN Lasse E	DEN		KANABA Miroslav	SVK		MAKOKHA Isaac O	KEN
8:12	9:36		WARING Paul Dan	GBR		GULDAN Nico	GER		KULANOGLU Erde	TUR
8:24	9:24		BARBER David JR.	FIN		MIKKERS Charles	NED		DEMIR Muhammet	TUR
8:36	9:12		JOHN Allen	GER		PANYUSHKIN Nikit	RUS		AGYEMANG Isaac	GHA
8:48	8:36		CAFFERTY Steven	GBR		WARIS Waltteri Ha	FIN		YAVUZ Mehmet	TUR
9:00	9:00		NEUMANN Paul	GER		ZOTOV Dmitry	RUS		DONKOR Yaw Kon	GHA
9:12	8:36		FINNERAN Michae	USA		DAGAR Yogesh	IND		INOZEMTSEV Leo	RUS

LeaderBoard

As of FRI 21 JUL 2017 at 15:28

AFTER ROUND 1

					1	2	3	4	5	6	7	8	9	10	11	12	13	14	15	16	17	18	Total		
					4	4	3	5	4	3	4	3	5	4	4	3	5	4	3	4	3	5	70		
Rank	**Name**	**NOC Code**	**Par Total**	**Par Today**																				**Today**	**Total**
1	JOHN Allen	GER	-2	-2	4	4	3	5	4	2	4	2	5	5	3	3	5	5	2	4	3	5	68		**68**
2	WARING Paul Daniel	GBR	1	1	5	4	3	4	4	3	3	3	5	4	4	4	5	4	3	4	4	5	71		**71**
3	NIELSEN Lasse Emil	DEN	4	4	6	3	4	5	5	5	3	3	6	3	4	3	4	5	3	4	3	5	74		**74**
4	GULDAN Nico	GER	5	5	4	3	4	5	4	3	3	3	8	4	4	4	5	5	4	5	2	5	75		**75**
5	CAFFERTY Steven James John	GBR	6	6	5	3	4	5	6	3	3	2	5	6	4	4	5	6	3	4	4	4	76		**76**
6	FINNERAN Michael	USA	10	10	5	4	4	5	6	2	4	3	6	4	4	5	8	5	4	4	3	4	80		**80**
7	MAKOKHA Isaac Ogolla	KEN	12	12	4	7	3	8	4	3	3	4	5	4	8	4	5	5	2	5	3	5	82		**82**
8	NEUMANN Paul	GER	15	15	4	5	3	6	7	3	6	4	7	5	4	3	6	5	3	6	3	5	85		**85**
9	WARIS Waltteri Harri	FIN	18	18	4	4	3	7	7	4	3	3	6	6	6	5	6	4	3	6	4	7	88		**88**
10	BARBER David JR.	FIN	20	20	8	6	3	5	6	5	4	3	6	6	4	3	6	5	3	8	3	6	90		**90**
11	MIKKERS Charles Antonius	NED	24	24	5	4	5	8	5	4	5	5	5	7	8	4	7	6	3	4	4	5	94		**94**
T12	KANABA Miroslav	SVK	30	30	8	5	4	7	5	4	7	3	6	6	7	5	5	8	6	6	4	4	100		**100**
T12	YAVUZ Mehmet	TUR	30	30	5	5	5	7	8	4	7	4	6	6	5	4	9	6	4	5	5	5	100		**100**
14	PANYUSHKIN Nikita	RUS	36	36	11	3	3	8	9	4	4	2	9	6	4	3	6	8	4	9	6	7	106		**106**
15	DEMIR Muhammet	TUR	38	38	12	6	4	6	5	3	5	4	8	8	5	4	9	11	3	4	4	7	108		**108**
T16	INOZEMTSEV Leonid	RUS	39	39	5	9	9	6	5	3	5	5	5	6	7	4	9	6	3	5	6	11	109		**109**
T16	DAGAR Yogesh	IND	39	39	7	7	5	7	6	3	5	6	7	7	7	3	8	8	5	5	3	10	109		**109**
18	ZOTOV Dmitry	RUS	41	41	13	9	5	9	7	3	6	5	6	6	5	4	7	6	4	5	4	7	111		**111**
19	KULANOGLU Erdem	TUR	64	64	8	5	4	14	9	5	4	6	11	10	7	5	12	6	4	9	6	9	134		**134**

LeaderBoard

As of FRI 21 JUL 2017 at 15:28

AFTER ROUND 1

					1	2	3	4	5	6	7	8	9	10	11	12	13	14	15	16	17	18	Total		
					4	4	3	5	4	3	4	3	5	4	4	3	5	4	3	4	3	5	70		
Rank	**Name**	**NOC Code**	**Par Total**	**Par Today**																				**Today**	**Total**
DNS	AGYEMANG Isaac Kwabena	GHA		0	0	0	0	0	0	0	0	0	0	0	0	0	0	0	0	0	0	0	0		
DNS	DONKOR Yaw Konadu	GHA		0	0	0	0	0	0	0	0	0	0	0	0	0	0	0	0	0	0	0	0		

LEGEND

DS Disqualified **T** Two or more players share the same rank **WD** Withdrawn

Results

AFTER ROUND 1

Rank	Name	NOC Code	Par Total	Rounds 1	Total
1	JOHN Allen	GER	-2	68	68
2	WARING Paul Daniel	GBR	1	71	71
3	NIELSEN Lasse Emil	DEN	4	74	74
4	GULDAN Nico	GER	5	75	75
5	CAFFERTY Steven James John	GBR	6	76	76
6	FINNERAN Michael	USA	10	80	80
7	MAKOKHA Isaac Ogolla	KEN	12	82	82
8	NEUMANN Paul	GER	15	85	85
9	WARIS Waltteri Harri	FIN	18	88	88
10	BARBER David JR.	FIN	20	90	90
11	MIKKERS Charles Antonius	NED	24	94	94
T12	KANABA Miroslav	SVK	30	100	100
T12	YAVUZ Mehmet	TUR	30	100	100
14	PANYUSHKIN Nikita	RUS	36	106	106
15	DEMIR Muhammet	TUR	38	108	108
T16	INOZEMTSEV Leonid	RUS	39	109	109
T16	DAGAR Yogesh	IND	39	109	109
18	ZOTOV Dmitry	RUS	41	111	111
19	KULANOGLU Erdem	TUR	64	134	134
DNS	AGYEMANG Isaac Kwabena	GHA			
DNS	DONKOR Yaw Konadu	GHA			

LEGEND
DS Disqualified

SAT 22 JUL 2017
Start Time 8:00

Grouping

Tee	Start Time	Bib Colour	Name	NOC Code	Round 1
1	8:36		FINNERAN Michael	USA	80
			DONKOR Yaw Konadu	GHA	
			CAFFERTY Steven James John	GBR	76
1	8:48		DAGAR Yogesh	IND	109
			ZOTOV Dmitry	RUS	111
			WARIS Waltteri Harri	FIN	88
1	9:00		INOZEMTSEV Leonid	RUS	109
			NEUMANN Paul	GER	85
			YAVUZ Mehmet	TUR	100
1	9:12		JOHN Allen	GER	68
			MIKKERS Charles Antonius	NED	94
			KULANOGLU Erdem	TUR	134
1	9:24		BARBER David JR.	FIN	90
			GULDAN Nico	GER	75
			MAKOKHA Isaac Ogolla	KEN	82
1	9:36		WARING Paul Daniel	GBR	71
			KANABA Miroslav	SVK	100
			AGYEMANG Isaac Kwabena	GHA	
1	9:48		NIELSEN Lasse Emil	DEN	74
			PANYUSHKIN Nikita	RUS	106
			DEMIR Muhammet	TUR	108

LeaderBoard

As of FRI 21 JUL 2017 at 15:28

AFTER ROUND 2

					1	2	3	4	5	6	7	8	9	10	11	12	13	14	15	16	17	18	Total		
					4	4	3	5	4	3	4	3	5	4	4	3	5	4	3	4	3	5	70		
Rank	**Name**	**NOC Code**	**Par Total**	**Par Today**																				**Today**	**Total**
1	JOHN Allen	GER	-9	-7	3	3	3	4	4	3	3	2	5	4	3	2	5	5	2	4	3	5	63	**131**
2	WARING Paul Daniel	GBR	-2	-3	4	3	4	5	4	3	3	3	5	4	4	3	4	3	3	4	3	5	67	**138**
3	GULDAN Nico	GER	5	0	4	4	3	6	3	3	4	3	4	5	3	2	5	3	3	5	3	7	70	**145**
4	CAFFERTY Steven James John	GBR	11	5	4	3	3	5	5	3	4	3	5	5	4	3	8	5	3	4	3	5	75	**151**
T5	MAKOKHA Isaac Ogolla	KEN	12	0	4	4	3	5	4	3	4	3	4	4	3	3	6	6	3	3	3	5	70	**152**
T5	NIELSEN Lasse Emil	DEN	12	8	5	4	3	5	5	3	4	3	8	5	3	2	7	5	3	4	5	4	78	**152**
7	BARBER David JR.	FIN	24	4	5	4	3	5	5	3	5	3	5	4	4	5	5	4	3	3	4	4	74	**164**
T8	NEUMANN Paul	GER	25	10	6	3	3	4	4	3	4	3	6	4	4	7	6	6	4	5	3	5	80	**165**
T8	FINNERAN Michael	USA	25	15	5	5	4	6	5	4	4	4	5	6	4	4	6	6	4	4	4	5	85	**165**
T10	WARIS Waltteri Harri	FIN	34	16	4	4	3	6	8	2	3	3	6	5	4	4	5	11	3	6	4	5	86	**174**
T10	MIKKERS Charles Antonius	NED	34	10	5	6	4	5	5	3	6	2	5	5	4	3	5	5	4	5	4	4	80	**174**
12	PANYUSHKIN Nikita	RUS	58	22	7	3	4	6	7	4	7	3	5	8	6	3	8	7	3	3	3	5	92	**198**
13	YAVUZ Mehmet	TUR	59	29	5	4	4	10	7	3	4	4	7	5	5	4	7	6	4	5	8	7	99	**199**
14	KANABA Miroslav	SVK	61	31	5	5	7	6	5	4	10	4	8	6	4	4	9	6	2	4	4	8	101	**201**
15	ZOTOV Dmitry	RUS	67	26	4	6	3	7	8	4	6	6	6	5	4	5	6	4	3	7	4	8	96	**207**
T16	DEMIR Muhammet	TUR	83	45	9	5	3	10	8	4	5	4	10	5	10	3	9	7	3	6	5	9	115	**223**
T16	DAGAR Yogesh	IND	83	44	5	5	7	13	5	3	6	6	8	6	5	6	6	10	3	6	4	10	114	**223**
18	INOZEMTSEV Leonid	RUS	88	49	7	10	4	6	7	8	6	4	7	7	4	6	8	10	5	6	6	8	119	**228**
19	KULANOGLU Erdem	TUR	110	46	7	4	6	11	6	2	5	4	10	8	6	5	10	9	3	9	5	6	116	**250**

LeaderBoard

As of FRI 21 JUL 2017 at 15:28

AFTER ROUND 2

					1	2	3	4	5	6	7	8	9	10	11	12	13	14	15	16	17	18	Total		
					4	4	3	5	4	3	4	3	5	4	4	3	5	4	3	4	3	5	70		
Rank	**Name**	**NOC Code**	**Par Total**	**Par Today**																				**Today**	**Total**
DNS	AGYEMANG Isaac Kwabena	GHA		0	0	0	0	0	0	0	0	0	0	0	0	0	0	0	0	0	0	0	0		
DNS	DONKOR Yaw Konadu	GHA		0	0	0	0	0	0	0	0	0	0	0	0	0	0	0	0	0	0	0	0		

LEGEND

DS Disqualified **T** Two or more players share the same rank **WD** Withdrawn

Results

AFTER ROUND 2

Rank	Name	NOC Code	Par Total	Rounds 1	Rounds 2	Total
1	JOHN Allen	GER	-9	68	63	131
2	WARING Paul Daniel	GBR	-2	71	67	138
3	GULDAN Nico	GER	5	75	70	145
4	CAFFERTY Steven James John	GBR	11	76	75	151
T5	MAKOKHA Isaac Ogolla	KEN	12	82	70	152
T5	NIELSEN Lasse Emil	DEN	12	74	78	152
7	BARBER David JR.	FIN	24	90	74	164
T8	NEUMANN Paul	GER	25	85	80	165
T8	FINNERAN Michael	USA	25	80	85	165
T10	WARIS Waltteri Harri	FIN	34	88	86	174
T10	MIKKERS Charles Antonius	NED	34	94	80	174
12	PANYUSHKIN Nikita	RUS	58	106	92	198
13	YAVUZ Mehmet	TUR	59	100	99	199
14	KANABA Miroslav	SVK	61	100	101	201
15	ZOTOV Dmitry	RUS	67	111	96	207
T16	DEMIR Muhammet	TUR	83	108	115	223
T16	DAGAR Yogesh	IND	83	109	114	223
18	INOZEMTSEV Leonid	RUS	88	109	119	228
19	KULANOGLU Erdem	TUR	110	134	116	250
DNS	AGYEMANG Isaac Kwabena	GHA				
DNS	DONKOR Yaw Konadu	GHA				

LEGEND
DS Disqualified

Medallists

As of WED 26 JUL 2017 at 12:57

Medal	Name	NOC
GOLD	YOST Kaylin	USA - US of America
SILVER	DAGAR Diksha	IND - India
BRONZE	HJELLEGJERDE Andrea	NOR - Norway

Draw Sheet

As of WED 26 JUL 2017 at 13:08

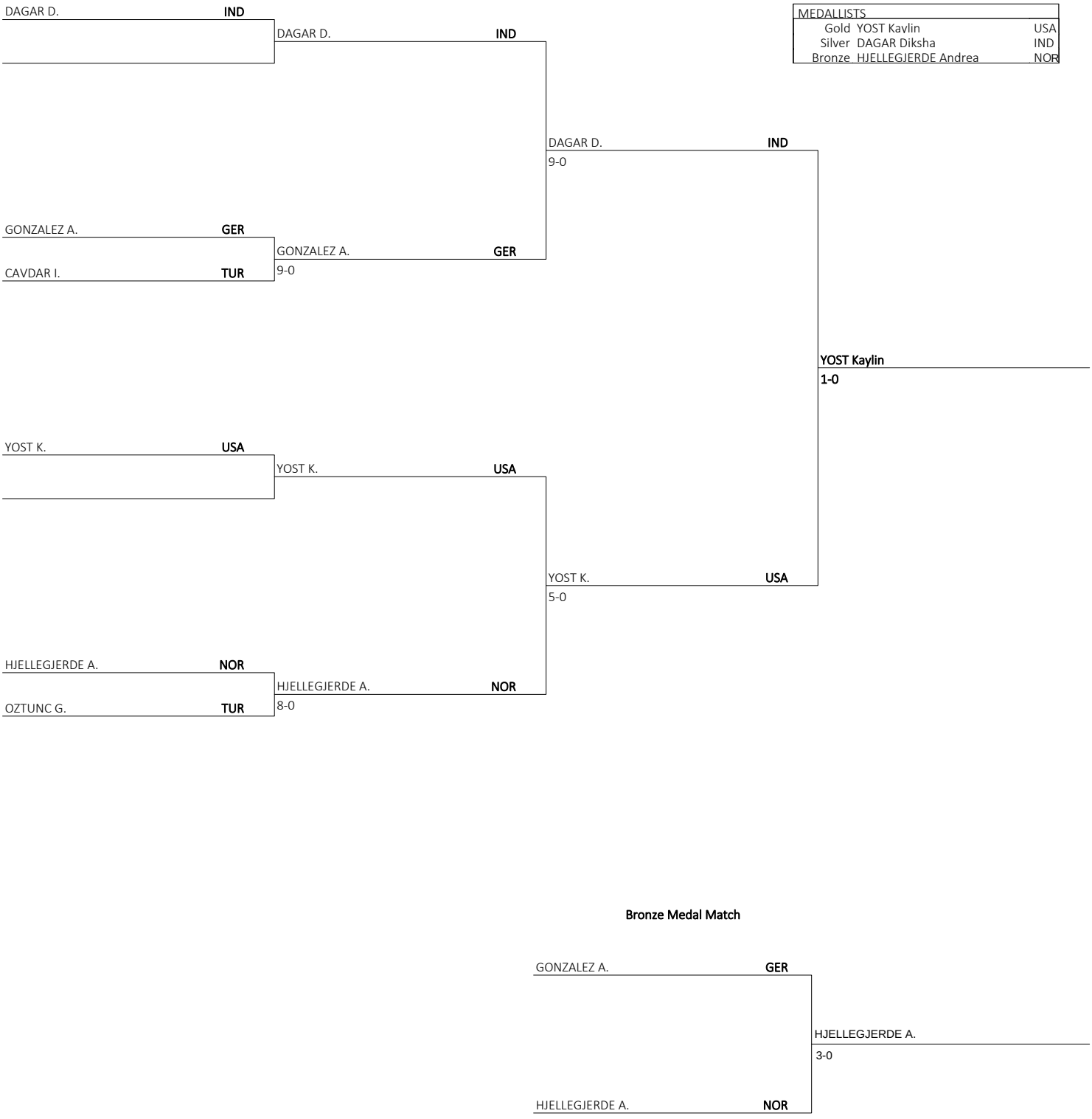

Bronze Medal Match

GONZALEZ A. GER

HJELLEGJERDE A. NOR

HJELLEGJERDE A.
3-0

Grouping

FRI 21 JUL 2017

Start Time 8:00 Game 1

Round Hole 1	Round Hole 1	Bib Colour	Name	NOC Code	Bib Colou	Name	NOC Code	Bib Colou	Name	NOC Code
9:24	8:12		CAVDAR Ilknur	TUR		GONZALEZ PODB	GER			
9:36	8:24		YOST Kaylin	USA		OZTUNC Gulistan	TUR			
9:48	8:12		HJELLEGJERDE A	NOR		YAVUZ Havva	TUR		DAGAR Diksha	IND

LeaderBoard

As of FRI 21 JUL 2017 at 15:27

AFTER ROUND 1

					1	2	3	4	5	6	7	8	9	10	11	12	13	14	15	16	17	18	Total		
					4	4	3	5	4	3	4	3	5	4	4	3	5	4	3	4	3	5	70		
Rank	**Name**	**NOC Code**	**Par Total**	**Par Today**																			**Today**	**Total**	
1	DAGAR Diksha	IND	-2	-2	3	4	3	5	5	3	4	2	5	4	3	3	5	5	3	4	3	4	68	**68**	
2	YOST Kaylin	USA	3	3	4	4	3	7	5	4	4	3	4	5	5	3	5	4	3	3	3	4	73	**73**	
3	HJELLEGJERDE Andrea	NOR	12	12	5	4	5	5	4	3	4	3	6	5	4	2	9	6	3	4	4	6	82	**82**	
4	GONZALEZ PODBICANIN Amelie	GER	22	22	6	7	4	7	6	5	3	4	7	7	5	3	8	5	2	4	3	6	92	**92**	
5	CAVDAR Ilknur	TUR	76	76	9	10	4	11	7	4	11	8	9	9	6	5	15	9	4	9	5	11	146	**146**	
6	OZTUNC Gulistan	TUR	95	95	10	6	6	13	15	5	13	5	10	10	6	6	15	10	11	12	4	8	165	**165**	
WD	YAVUZ Havva	TUR		0	0	0	0	0	0	0	0	0	0	0	0	0	0	0	0	0	0	0	0		

LEGEND

DS Disqualified **T** Two or more players share the same rank **WD** Withdrawn

Results

AFTER ROUND 1

Rank	Name	NOC Code	Par Total	Rounds 1	Total
1	DAGAR Diksha	IND	-2	68	68
2	YOST Kaylin	USA	3	73	73
3	HJELLEGJERDE Andrea	NOR	12	82	82
4	GONZALEZ PODBICANIN Amelie	GER	22	92	92
5	CAVDAR Ilknur	TUR	76	146	146
6	OZTUNC Gulistan	TUR	95	165	165
WD	YAVUZ Havva	TUR			

LEGEND
DS Disqualified

SAT 22 JUL 2017
Start Time 8:00

Grouping

Tee	Start Time	Bib	Colour	Name	NOC Code	Round 1
1	8:12			HJELLEGJERDE Andrea	NOR	82
				DAGAR Diksha	IND	68
				CAVDAR Ilknur	TUR	146
1	8:24			GONZALEZ PODBICANIN Amelie	GER	92
				OZTUNC Gulistan	TUR	165
				YOST Kaylin	USA	73

LeaderBoard

As of FRI 21 JUL 2017 at 15:27

AFTER ROUND 2

					1	2	3	4	5	6	7	8	9	10	11	12	13	14	15	16	17	18	Total		
					4	4	3	5	4	3	4	3	5	4	4	3	5	4	3	4	3	5	70		
Rank	**Name**	**NOC Code**	**Par Total**	**Par Today**																				**Today**	**Total**
1	DAGAR Diksha	IND	-1	1	4	4	2	7	4	3	3	3	5	6	3	3	4	6	3	3	3	5	71	**139**	
2	YOST Kaylin	USA	2	-1	4	3	3	5	5	3	4	2	5	6	4	4	5	4	3	3	2	4	69	**142**	
3	HJELLEGJERDE Andrea	NOR	23	11	4	4	3	6	6	3	5	3	6	4	4	4	7	5	5	4	3	5	81	**163**	
4	GONZALEZ PODBICANIN Amelie	GER	33	11	6	4	3	8	5	3	4	3	5	5	3	5	6	6	3	4	3	5	81	**173**	
5	CAVDAR Ilknur	TUR	146	70	10	4	6	13	7	3	9	5	12	9	6	9	10	9	6	10	5	7	140	**286**	
6	OZTUNC Gulistan	TUR	176	81	8	7	6	15	10	4	6	4	8	8	13	5	17	8	7	8	5	12	151	**316**	
WD	YAVUZ Havva	TUR																					0		

LEGEND

DS Disqualified **T** Two or more players share the same rank **WD** Withdrawn

Results

AFTER ROUND 2

Rank	Name	NOC Code	Par Total	Rounds 1	Rounds 2	Total
1	DAGAR Diksha	IND	-1	68	71	139
2	YOST Kaylin	USA	2	73	69	142
3	HJELLEGJERDE Andrea	NOR	23	82	81	163
4	GONZALEZ PODBICANIN Amelie	GER	33	92	81	173
5	CAVDAR Ilknur	TUR	146	146	140	286
6	OZTUNC Gulistan	TUR	176	165	151	316
WD	YAVUZ Havva	TUR				

LEGEND
DS Disqualified

Medal Standings

As of THU 20 JUL 2017 at 18:02
After 17 of 17 weight Categories

Rank	NOC	Men				Women				Total				Rank by total
		G	S	B	Tot	G	S	B	Tot	G	S	B	Tot	
1	RUS - Russia	4	3		7	3	4	1	8	7	7	1	15	1
2	UKR - Ukraine	1		4	5	4	1	3	8	5	1	7	13	2
3	KOR - Korea	2	2	1	5		1	1	2	2	3	2	7	3
4	TUR - Turkey	2	1	1	4			2	2	2	1	3	6	= 4
5	MEX - Mexico					1			1	1			1	= 9
6	MGL - Mongolia		1	2	3		1	2	3		2	4	6	= 4
7	POL - Poland						1	1	2		1	1	2	8
8	ARM - Armenia		1		1						1		1	= 9
8	KAZ - Kazakhstan		1		1						1		1	= 9
10	FRA - France			3	3							3	3	= 6
10	IRI - Iran			3	3							3	3	= 6
12	BRA - Brazil			1	1							1	1	= 9
12	KGZ - Kyrgyzstan			1	1							1	1	= 9
12	NED - Netherlands			1	1							1	1	= 9
12	POR - Portugal							1	1			1	1	= 9
12	VEN - Venezuela							1	1			1	1	= 9
	Total:	**9**	**9**	**17**	**35**	**8**	**8**	**12**	**28**	**17**	**17**	**29**	**63**	

LEGEND

= Equal sign indicates that two or more NOCs share the same rank by total **B** Bronze **G** Gold **S** Silver
Tot Total

Report Created THU 20 JUL 2017 18:02

Medallists by Weight Category

As of SAT 22 JUL 2017 at 15:05

After 17 of 17 weight Categories

Event Name	Date	Medal	Name	NOC Code
Women +78kg		GOLD	DROZDOVA Natalia Borisovna	RUS
		SILVER	BRZYKCY Natala	POL
		BRONZE	KRAVCHENKO Oksana	UKR
Women -48kg		GOLD	HUITRON Maria	MEX
		SILVER	POZDEEVA Alina	RUS
		BRONZE	DOVBYSHCHUK Kseniia	UKR
Women -52kg	THU 20 JUL 2017	GOLD	SHOSTAK Anna	UKR
		SILVER	OORZHAK Chayana	RUS
		BRONZE	GANTUMUR Lkhagvasuren	MGL
		BRONZE	MATEUSZCZYK Dominika	POL
Women -57kg	THU 20 JUL 2017	GOLD	AVDIEIEVA Kateryna	UKR
		SILVER	BAATAR Oyundelgerekh	MGL
		BRONZE	TIMASHEVA Liana	RUS
		BRONZE	BARRETO RODRIGUEZ Mayerlyn Nereida	VEN
Women -63kg		GOLD	SHEPELIUK Kateryna	UKR
		SILVER	TRUSHCHENKO Elizaveta	RUS
		BRONZE	SANTOS Joana Paulo	POR
Women -70kg	FRI 21 JUL 2017	GOLD	CHAMYYAN Jenny	RUS
		SILVER	HONG Eunmi	KOR
		BRONZE	KESIKTAS Ayse	TUR
		BRONZE	POGORELOVA Maryna	UKR
Women -78kg		GOLD	ATAEVA Zaira	RUS
		SILVER	KORNIICHUK Mariia	UKR
		BRONZE	MYAGMARSUREN Chimedlkham	MGL
Men +100kg	FRI 21 JUL 2017	GOLD	AKHMETOV Rustem Rashitovich	RUS
		SILVER	UYSAL Mehmet	TUR
		BRONZE	KANALBEK Ilgiz Uulu	KGZ
		BRONZE	SLUSHNYI Anton	UKR
Men -100kg	FRI 21 JUL 2017	GOLD	POPOV Konstantin	RUS
		SILVER	DAVAANYAM Baasandorj	MGL
		BRONZE	SEIDI Mehrdad	IRI
		BRONZE	BULUT Samet	TUR
Men -60kg	THU 20 JUL 2017	GOLD	ESENBOGA Erkan	TUR
		SILVER	GEVORGYAN Robert	ARM
		BRONZE	BODAGHI Mehrdad	IRI
		BRONZE	HAN Myeongjin	KOR
Men -66kg	THU 20 JUL 2017	GOLD	ASKEROV Ruslan Maximovich	RUS
		SILVER	KANAPIYANOV Shayakhmet	KAZ
		BRONZE	WESTERHOF Albert	NED
		BRONZE	MOZYREV Vladyslav	UKR
Men -73kg	THU 20 JUL 2017	GOLD	SHERETOV Dmytro	UKR
		SILVER	BELYAEV Sergey Yuryevich	RUS
		BRONZE	BRASSE Camille	FRA
		BRONZE	BADAMSAMBUU Munkh-Orgil	MGL

Medallists by Weight Category

As of SAT 22 JUL 2017 at 15:05

After 17 of 17 weight Categories

Event Name	Date	Medal	Name	NOC Code
Men -81kg	FRI 21 JUL 2017	GOLD	KIM Minseok	KOR
		SILVER	BEDANOKOV Zaur Bayzetovich	RUS
		BRONZE	JONARD Cyril	FRA
		BRONZE	BAYANMUNKH Navaanjamis	MGL
Men -90kg	FRI 21 JUL 2017	GOLD	KADYROV Rinat Gayazovich	RUS
		SILVER	YANG Jungmu	KOR
		BRONZE	FERNANDES Alexandre Soares	BRA
		BRONZE	REPIQUET Arthur	FRA
Mixed Kata Team		GOLD		TUR
		SILVER		KOR
		BRONZE		UKR
Women Team	SAT 22 JUL 2017	GOLD	AVDIEIEVA Kateryna	UKR
			DOVBYSHCHUK Kseniia	UKR
			KORNIICHUK Mariia	UKR
			KRAVCHENKO Oksana	UKR
			POGORELOVA Maryna	UKR
			SHEPELIUK Kateryna	UKR
			SHOSTAK Anna	UKR
		SILVER	CHAMYYAN Jenny	RUS
			DROZDOVA Natalia Borisovna	RUS
			KUZNETSOVA Zhanna	RUS
			OORZHAK Chayana	RUS
			SLEPYSHEVA Mila	RUS
			SVINCOVA Elena	RUS
			TANASHEVA Inna	RUS
			TIMASHEVA Liana	RUS
			TKACHENKO Anna	RUS
			TRUSHCHENKO Elizaveta	RUS
		BRONZE	CHOI Sun Hee	KOR
			HONG Eunmi	KOR
			LEE Jin Hee	KOR
		BRONZE	ALTIN Dilek	TUR
			AYDIN Munife	TUR
			ERCIN Ipek	TUR
			EREL Didem	TUR
			KESIKTAS Ayse	TUR
			OZBEY Zehra	TUR
			YAVUZ Serpil	TUR

Medallists by Weight Category

As of SAT 22 JUL 2017 at 15:05

After 17 of 17 weight Categories

Event Name	Date	Medal	Name	NOC Code
Men Team	SAT 22 JUL 2017	GOLD	BYEON Jinsub	KOR
			HWANG Hyeon	KOR
			KIM Minseok	KOR
			YANG Jungmu	KOR
		SILVER	ASKEROV Ruslan Maximovich	RUS
			BEDANOKOV Zaur Bayzetovich	RUS
			BELYAEV Sergey Yuryevich	RUS
			BERK Rostislav	RUS
			GADZHIEV Gadzhi Elyshadoqly	RUS
			KADYROV Rinat Gayazovich	RUS
			MAGOMEDILAEV Murad Sapigajievich	RUS
			MURTAZALIEV Kurban Arsenovich	RUS
			POPOV Konstantin	RUS
			SIDOROV Mikhail	RUS
		BRONZE	ALLAHKARIMI Hossein	IRI
			ASIABI SHAFIEI Mohammad	IRI
			DEHGHAN GHOURDARBAND Ali	IRI
			RASTEGAR Masoud	IRI
			SALAHSHOUR GOL KHANI Ali	IRI
			SEFIDI Masood	IRI
			SEIDI Mehrdad	IRI
		BRONZE	BRYZHAK Alim	UKR
			MAKLAKOV Volodymyr	UKR
			MOZYREV Vladyslav	UKR
			NEKHAIEV Yevhen	UKR
			NETIAHA Luka	UKR
			PENZII Andrii	UKR
			SHERETOV Dmytro	UKR
			SLUSHNYI Anton	UKR

Entry List by NOC

As of FRI 21 JUL 2017 at 08:33

NOC	Name	Weight Category	Date of Birth	Height m / ft	World Rank
ALG	**- Algeria**				
	BETTAHAR Mohamed	Men -81kg	25 AUG 1992		
	SAHRAOUI Mohamed	Men +100kg	22 JUL 1984		
ARG	**- Argentina**				
	SANCHEZ Miguel Angel	Men +100kg	16 OCT 1980		
ARM	**- Armenia**				
	GEVORGYAN Robert	Men -60kg	4 APR 1995		
AZE	**- Azerbaijan**				
	GOJAYEV Elmar Teeman	Men -73kg	15 JUN 1987		
	MAMEDIYEV Elnur	Men -66kg	2 FEB 1986		
BEL	**- Belgium**				
	DE SAEDELEER Kevin	Men -73kg	8 JUL 1991		
	MALACHE Renaud	Men -90kg	8 NOV 1996		
BLR	**- Belarus**				
	KORSHUNAVA Aliaksandra	Women -48kg	1 SEP 1990		
	TSISHKOVETS Alina	Women -52kg	7 DEC 1992		
	ARDYNSKI Andrei	Men -81kg	12 APR 1988		
	MASKVICHOU Maksim	Men -90kg	10 APR 1988		
BRA	**- Brazil**				
	JORDAO Marcele	Women -57kg	26 MAY 1998		
	PILLA Giovana	Women -78kg	24 JAN 1970		
	FERNANDES Alexandre Soares	Men -90kg	24 MAR 1989		
	SILVA Cleiton Batista,	Men -100kg	5 MAR 1987		
BUL	**- Bulgaria**				
	IVANOV Atanas Miroslavov	Men -100kg	10 JUN 1994		
	POPOVCHEV Blagoy Dimitrov	Men +100kg	25 JUN 1986		
	STANOYCHEV Xristo Venchov	Men -73kg	7 JUN 1975		
	Bulgaria	Mixed Kata Team			
CAN	**- Canada**				
	BERTHIAUME Danny	Men -66kg	1 APR 1978		
	GIGNAC Stephane	Men -81kg	29 DEC 1977		
CHI	**- Chile**				
	TAPIA CHOGUE Juan Ivan	Men -66kg	21 SEP 1993		
CM	**- Cameroon**				

Entry List by NOC

As of FRI 21 JUL 2017 at 08:33

NOC	Name	Weight Category	Date of Birth	Height m / ft	World Rank
	FANSI Fansi Vincent	Men -73kg	25 JAN 1985		
	MENDAMA Gregoire Placyde	Men -60kg	25 JUL 1985		
	NDOMO Essama Alphonse	Men -66kg	3 APR 1998		
	SOH Tella Arthur	Men -90kg	24 JAN 1994		
FRA	**- France**				
	BRASSE Camille	Men Team -73kg	4 JUN 1983		
	BRASSE Camille	Men Team -81kg	4 JUN 1983		
	BRASSE Camille	Men -73kg	4 JUN 1983		
	HAESSY Joshua	Men Team -73kg	5 FEB 1997		
	HAESSY Joshua	Men -66kg	5 FEB 1997		
	HAESSY Joshua	Men Team -66kg	5 FEB 1997		
	JONARD Cyril	Men Team -81kg	23 FEB 1976		
	JONARD Cyril	Men Team -90kg	23 FEB 1976		
	JONARD Cyril	Men -81kg	23 FEB 1976		
	REPIQUET Arthur	Men Team -90kg	19 JAN 2000		
	REPIQUET Arthur	Men Team +90kg	19 JAN 2000		
	REPIQUET Arthur	Men -90kg	19 JAN 2000		
GEO	**- Georgia**				
	KARKUSASHVILI Levan	Men -60kg	21 AUG 1997		
	KERDIKOSHVILI Giorgi	Men -66kg	17 APR 1997		
GRE	**- Greece**				
	STAVROPOULOS Dimitrios	Men -81kg	19 SEP 1998		
HUN	**- Hungary**				
	CSIZY Ferenc Kristof	Men -100kg	27 APR 1990		
IRI	**- Iran**				
	ALLAHKARIMI Hossein	Men Team -81kg	2 AUG 1995		
	ALLAHKARIMI Hossein	Men Team -90kg	2 AUG 1995		
	ALLAHKARIMI Hossein	Men -81kg	2 AUG 1995		
	ASIABI SHAFIEI Mohammad	Men Team -73kg	20 APR 1989		
	ASIABI SHAFIEI Mohammad	Men Team -81kg	20 APR 1989		
	BODAGHI Mehrdad	Men -60kg	23 FEB 1991		
	DEHGHAN GHOURDARBAND Ali	Men Team -73kg	7 APR 1990		
	DEHGHAN GHOURDARBAND Ali	Men Team -81kg	7 APR 1990		
	DEHGHAN GHOURDARBAND Ali	Men -73kg	7 APR 1990		
	RASTEGAR Masoud	Men Team +90kg	24 OCT 1993		
	RASTEGAR Masoud	Men +100kg	24 OCT 1993		
	SALAHSHOUR GOL KHANI Ali	Men Team -73kg	25 AUG 1991		

Entry List by NOC

As of FRI 21 JUL 2017 at 08:33

NOC	Name	Weight Category	Date of Birth	Height m / ft	World Rank
	SALAHSHOUR GOL KHANI Ali	Men -66kg	25 AUG 1991		
	SALAHSHOUR GOL KHANI Ali	Men Team -66kg	25 AUG 1991		
	SEFIDI Masood	Men Team -73kg	18 NOV 1993		
	SEFIDI Masood	Men Team -66kg	18 NOV 1993		
	SEIDI Mehrdad	Men Team +90kg	22 JUL 1992		
	SEIDI Mehrdad	Men -100kg	22 JUL 1992		
	Iran	Mixed Kata Team			
ITA	**- Italy**				
	STABILE Davide	Men -60kg	1 JUL 1998		
KAZ	**- Kazakhstan**				
	MAXUTOVA Assel	Women -70kg	19 JUN 1984		
	ROZHKOVA Yelena	Women +78kg	30 MAR 1974		
	AKHMUROV Sergey	Men Team +90kg	19 SEP 1993		
	AKHMUROV Sergey	Men -100kg	19 SEP 1993		
	AMANTAY Torebek	Men -60kg	27 JUN 1995		
	KABYLBEKOV Rakhimberli	Men Team -90kg	15 MAR 1987		
	KABYLBEKOV Rakhimberli	Men Team +90kg	15 MAR 1987		
	KABYLBEKOV Rakhimberli	Men -90kg	15 MAR 1987		
	KANAPIYANOV Shayakhmet	Men Team -73kg	3 OCT 1992		
	KANAPIYANOV Shayakhmet	Men -66kg	3 OCT 1992		
	KANAPIYANOV Shayakhmet	Men Team -66kg	3 OCT 1992		
	TSKHAY Ramil	Men Team -81kg	10 JUN 1987		
	TSKHAY Ramil	Men Team -90kg	10 JUN 1987		
	TSKHAY Ramil	Men -81kg	10 JUN 1987		
	TUGELBAYEV Aidos	Men Team -73kg	15 SEP 1998		
	TUGELBAYEV Aidos	Men Team -81kg	15 SEP 1998		
	TUGELBAYEV Aidos	Men -73kg	15 SEP 1998		
KGZ	**- Kyrgyzstan**				
	ATABEKOV Marsbek	Men -60kg	31 OCT 1988		
	KANALBEK Ilgiz Uulu	Men +100kg	2 OCT 1990		
	MIDIN Azhymukan	Men -66kg	23 NOV 1992		
KOR	**- Korea**				
	CHOI Sun Hee	Women Team -63kg	29 MAR 1994		
	CHOI Sun Hee	Women Team -70kg	29 MAR 1994		
	CHOI Sun Hee	Women -63kg	29 MAR 1994		

Entry List by NOC

As of FRI 21 JUL 2017 at 08:33

NOC	Name	Weight Category	Date of Birth	Height m / ft	World Rank
	HONG Eunmi	Women Team -70kg	15 MAY 1984		
	HONG Eunmi	Women Team +70kg	15 MAY 1984		
	HONG Eunmi	Women -70kg	15 MAY 1984		
	LEE Jin Hee	Women Team -57kg	28 JAN 1992		
	LEE Jin Hee	Women Team -63kg	28 JAN 1992		
	LEE Jin Hee	Women -57kg	28 JAN 1992		
	BYEON Jinsub	Men Team -73kg	23 APR 1985		
	BYEON Jinsub	Men Team -81kg	23 APR 1985		
	BYEON Jinsub	Men -73kg	23 APR 1985		
	HAN Myeongjin	Men -60kg	11 NOV 1986		
	HWANG Hyeon	Men Team -73kg	11 DEC 1998		
	HWANG Hyeon	Men -66kg	11 DEC 1998		
	HWANG Hyeon	Men Team -66kg	11 DEC 1998		
	KIM Minseok	Men Team -81kg	25 JAN 1995		
	KIM Minseok	Men Team -90kg	25 JAN 1995		
	KIM Minseok	Men -81kg	25 JAN 1995		
	YANG Jungmu	Men Team -90kg	27 NOV 1987		
	YANG Jungmu	Men Team +90kg	27 NOV 1987		
	YANG Jungmu	Men -90kg	27 NOV 1987		
	Korea 1	Mixed Kata Team			
	Korea 2	Mixed Kata Team			
MEX	**- Mexico**				
	HUITRON Maria	Women -48kg	21 NOV 1995		
MGL	**- Mongolia**				
	BAATAR Oyundelgerekh	Women Team -57kg	18 JAN 1987		
	BAATAR Oyundelgerekh	Women Team -63kg	18 JAN 1987		
	BAATAR Oyundelgerekh	Women -57kg	18 JAN 1987		
	GANTUMUR Lkhagvasuren	Women Team -57kg	9 SEP 1987		
	GANTUMUR Lkhagvasuren	Women -52kg	9 SEP 1987		
	GANTUMUR Lkhagvasuren	Women Team -52kg	9 SEP 1987		
	MYAGMARSUREN Chimedlkham	Women Team +70kg	17 MAY 1993		
	MYAGMARSUREN Chimedlkham	Women -78kg	17 MAY 1993		
	BADAMSAMBUU Munkh-Orgil	Men Team -73kg	4 FEB 1984		
	BADAMSAMBUU Munkh-Orgil	Men Team -81kg	4 FEB 1984		

Entry List by NOC

As of FRI 21 JUL 2017 at 08:33

NOC	Name	Weight Category	Date of Birth	Height m / ft	World Rank
	BADAMSAMBUU Munkh-Orgil	Men -73kg	4 FEB 1984		
	BAIGALMAA Shinebayar	Men Team -73kg	9 JUN 1993		
	BAIGALMAA Shinebayar	Men -66kg	9 JUN 1993		
	BAIGALMAA Shinebayar	Men Team -66kg	9 JUN 1993		
	BAYANMUNKH Navaanjamis	Men Team -81kg	29 OCT 1991		
	BAYANMUNKH Navaanjamis	Men Team -90kg	29 OCT 1991		
	BAYANMUNKH Navaanjamis	Men -81kg	29 OCT 1991		
	DAVAANYAM Baasandorj	Men Team +90kg	12 SEP 1980		
	DAVAANYAM Baasandorj	Men -100kg	12 SEP 1980		
	GANLKHAGVA Nandinbaatar	Men -60kg	2 JUL 1993		
	GANLKHAGVA Nandinbaatar	Men Team -73kg	2 JUL 1993		
	GANLKHAGVA Nandinbaatar	Men Team -66kg	2 JUL 1993		
	GURRAGCHAA Shijirbaatar	Men Team +90kg	21 NOV 1978		
	GURRAGCHAA Shijirbaatar	Men +100kg	21 NOV 1978		
	LUNDAASAMBUU Nyamdorj	Men Team -90kg	15 FEB 1976		
	LUNDAASAMBUU Nyamdorj	Men Team +90kg	15 FEB 1976		
	LUNDAASAMBUU Nyamdorj	Men -90kg	15 FEB 1976		
MLI	**- Mali**				
	DAOU Fatoumata Dite M	Women -57kg	18 DEC 1987		
	DAOU Fatoumata Dite M	Women -70kg	18 DEC 1987		
	KONATE Boulkassoum	Men +100kg	3 NOV 1983		
NED	**- Netherlands**				
	WESTERHOF Albert	Men -66kg	21 DEC 1987		
NEP	**- Nepal**				
	LAMA Senam Tsering	Men -73kg	3 APR 1980		
PAK	**- Pakistan**				
	KHAN Muhammad Ahmed	Men -60kg	1 DEC 1997		
POL	**- Poland**				
	BRZYKCY Agnieszka	Women Team -70kg	5 AUG 1992		
	BRZYKCY Agnieszka	Women Team +70kg	5 AUG 1992		
	BRZYKCY Agnieszka	Women -70kg	5 AUG 1992		
	BRZYKCY Natala	Women Team +70kg	24 NOV 1989		
	BRZYKCY Natala	Women +78kg	24 NOV 1989		
	MATEUSZCZYK Dominika	Women Team -57kg	28 DEC 1983		
	MATEUSZCZYK Dominika	Women -52kg	28 DEC 1983		
	MATEUSZCZYK Dominika	Women Team -52kg	28 DEC 1983		

Entry List by NOC

As of FRI 21 JUL 2017 at 08:33

NOC	Name	Weight Category	Date of Birth	Height m / ft	World Rank
	ANTOS Marcin	Men -90kg	20 SEP 1977		
	SEKLECKI Bartlomiej	Men -81kg	6 JAN 1987		
POR	**- Portugal**				
	SANTOS Joana Paulo	Women -63kg	11 FEB 1990		
	MACHADO Joao	Men -73kg	30 APR 1992		
	Portugal	Mixed Kata Team			
RUS	**- Russia**				
	ATAEVA Zaira	Women -78kg	27 SEP 1988		
	CHAMYYAN Jenny	Women Team -70kg	10 NOV 1984		
	CHAMYYAN Jenny	Women Team +70kg	10 NOV 1984		
	CHAMYYAN Jenny	Women -70kg	10 NOV 1984		
	DROZDOVA Natalia Borisovna	Women Team +70kg	9 APR 1986		
	DROZDOVA Natalia Borisovna	Women +78kg	9 APR 1986		
	KUZNETSOVA Zhanna	Women Team -57kg	10 OCT 1983		
	KUZNETSOVA Zhanna	Women Team -63kg	10 OCT 1983		
	OORZHAK Chayana	Women Team -57kg	2 AUG 1980		
	OORZHAK Chayana	Women -52kg	2 AUG 1980		
	OORZHAK Chayana	Women Team -52kg	2 AUG 1980		
	POZDEEVA Alina	Women -48kg	2 DEC 1996		
	SLEPYSHEVA Mila	Women Team +70kg	22 JUN 1990		
	SVINCOVA Elena	Women Team -63kg	28 NOV 1999		
	SVINCOVA Elena	Women Team -70kg	28 NOV 1999		
	TANASHEVA Inna	Women Team -57kg	16 JUL 1990		
	TANASHEVA Inna	Women Team -52kg	16 JUL 1990		
	TIMASHEVA Liana	Women Team -57kg	17 MAR 1994		
	TIMASHEVA Liana	Women Team -63kg	17 MAR 1994		
	TIMASHEVA Liana	Women -57kg	17 MAR 1994		
	TKACHENKO Anna	Women Team -70kg	25 AUG 1992		
	TKACHENKO Anna	Women Team +70kg	25 AUG 1992		
	TRUSHCHENKO Elizaveta	Women Team -63kg	18 JUN 1992		
	TRUSHCHENKO Elizaveta	Women Team -70kg	18 JUN 1992		
	TRUSHCHENKO Elizaveta	Women -63kg	18 JUN 1992		
	AKHMETOV Rustem Rashitovich	Men +100kg	30 JUN 1975		

Entry List by NOC

As of FRI 21 JUL 2017 at 08:33

NOC	Name	Weight Category	Date of Birth	Height m / ft	World Rank
	ASKEROV Ruslan Maximovich	Men Team -73kg	16 NOV 1992		
	ASKEROV Ruslan Maximovich	Men -66kg	16 NOV 1992		
	ASKEROV Ruslan Maximovich	Men Team -66kg	16 NOV 1992		
	BEDANOKOV Zaur Bayzetovich	Men Team -81kg	2 JUL 1991		
	BEDANOKOV Zaur Bayzetovich	Men Team -90kg	2 JUL 1991		
	BEDANOKOV Zaur Bayzetovich	Men -81kg	2 JUL 1991		
	BELYAEV Sergey Yuryevich	Men Team -73kg	19 FEB 1988		
	BELYAEV Sergey Yuryevich	Men Team -81kg	19 FEB 1988		
	BELYAEV Sergey Yuryevich	Men -73kg	19 FEB 1988		
	BERK Rostislav	Men Team -81kg	29 NOV 1993		
	BERK Rostislav	Men Team -90kg	29 NOV 1993		
	GADZHIEV Gadzhi Elyshadogly	Men Team -73kg	16 MAR 1993		
	GADZHIEV Gadzhi Elyshadogly	Men Team -81kg	16 MAR 1993		
	KADYROV Rinat Gayazovich	Men Team -90kg	8 OCT 1991		
	KADYROV Rinat Gayazovich	Men Team +90kg	8 OCT 1991		
	KADYROV Rinat Gayazovich	Men -90kg	8 OCT 1991		
	MAGOMEDILAEV Murad Sapigajievich	Men Team -73kg	16 JAN 1988		
	MAGOMEDILAEV Murad Sapigajievich	Men Team -66kg	16 JAN 1988		
	MURTAZALIEV Kurban Arsenovich	Men Team -90kg	2 JUL 1993		
	MURTAZALIEV Kurban Arsenovich	Men Team +90kg	2 JUL 1993		
	NAZMUTDINOV Rustem	Men -60kg	6 DEC 1988		
	POPOV Konstantin	Men Team +90kg	24 OCT 1986		
	POPOV Konstantin	Men -100kg	24 OCT 1986		
	SIDOROV Mikhail	Men Team +90kg	20 APR 1991		
	Russia	Mixed Kata Team			
SUI	**- Switzerland**				
	JENZER Jonas	Men -66kg	22 AUG 1985		
TUR	**- Turkey**				
	ALTIN Dilek	Women Team -57kg	1 AUG 1997		
	ALTIN Dilek	Women -52kg	1 AUG 1997		
	ALTIN Dilek	Women Team -52kg	1 AUG 1997		
	AYDIN Munife	Women Team +70kg	1 JAN 1995		
	AYDIN Munife	Women -78kg	1 JAN 1995		
	ERCIN Ipek	Women Team +70kg	26 MAR 2002		
	ERCIN Ipek	Women +78kg	26 MAR 2002		
	EREL Didem	Women Team -63kg	3 NOV 1983		

Entry List by NOC

As of FRI 21 JUL 2017 at 08:33

NOC	Name	Weight Category	Date of Birth	Height m / ft	World Rank
	EREL Didem	Women Team -70kg	3 NOV 1983		
	EREL Didem	Women -63kg	3 NOV 1983		
	KESIKTAS Ayse	Women Team -70kg	18 JUN 1973		
	KESIKTAS Ayse	Women Team +70kg	18 JUN 1973		
	KESIKTAS Ayse	Women -70kg	18 JUN 1973		
	OZBEY Zehra	Women Team -57kg	8 JAN 1995		
	OZBEY Zehra	Women Team -63kg	8 JAN 1995		
	OZBEY Zehra	Women -57kg	8 JAN 1995		
	YAVUZ Serpil	Women -48kg	6 DEC 1997		
	YAVUZ Serpil	Women Team -57kg	6 DEC 1997		
	YAVUZ Serpil	Women Team -52kg	6 DEC 1997		
	ACAR Furkan	Men Team +90kg			
	AGAC Muhammet	Men Team -81kg	10 NOV 1989		
	AGAC Muhammet	Men Team -90kg	10 NOV 1989		
	AKMAZ Mevlut	Men Team -90kg	14 MAR 1997		
	AKMAZ Mevlut	Men Team +90kg	14 MAR 1997		
	AKMAZ Mevlut	Men -90kg	14 MAR 1997		
	BULUT Samet	Men Team +90kg	1 SEP 1993		
	BULUT Samet	Men -100kg	1 SEP 1993		
	ESENBOGA Erkan	Men -60kg	19 JAN 1986		
	ESENBOGA Erkan	Men Team -73kg	19 JAN 1986		
	ESENBOGA Erkan	Men Team -66kg	19 JAN 1986		
	KILIC Lutfullah Mustafa	Men Team -90kg	30 APR 1996		
	KILIC Lutfullah Mustafa	Men Team +90kg	30 APR 1996		
	PEKSERT Muhammed	Men Team -73kg	24 FEB 1998		
	PEKSERT Muhammed	Men Team -66kg	24 FEB 1998		
	SEVINC Abdullah	Men Team -73kg	16 FEB 1994		
	SEVINC Abdullah	Men Team -81kg	16 FEB 1994		
	SEVINC Abdullah	Men -73kg	16 FEB 1994		
	TEKIN Metin	Men Team -81kg	5 OCT 1994		
	TEKIN Metin	Men Team -90kg	5 OCT 1994		
	TEKIN Metin	Men -81kg	5 OCT 1994		
	UYSAL Mehmet	Men +100kg	1 JAN 1994		
	YILDIZ Enes	Men Team -73kg	1 JAN 1996		
	YILDIZ Enes	Men Team -81kg	1 JAN 1996		
	YILDIZ Enes	Men -66kg	1 JAN 1996		

Entry List by NOC

As of FRI 21 JUL 2017 at 08:33

NOC	Name	Weight Category	Date of Birth	Height m / ft	World Rank
	Turkey	Mixed Kata Team			
UKR	**- Ukraine**				
	AVDIEIEVA Kateryna	Women Team -57kg	2 JAN 1988		
	AVDIEIEVA Kateryna	Women Team -63kg	2 JAN 1988		
	AVDIEIEVA Kateryna	Women -57kg	2 JAN 1988		
	DOVBYSHCHUK Kseniia	Women -48kg	19 DEC 1993		
	DOVBYSHCHUK Kseniia	Women Team -57kg	19 DEC 1993		
	DOVBYSHCHUK Kseniia	Women Team -52kg	19 DEC 1993		
	KORNIICHUK Mariia	Women Team +70kg	2 JUL 1991		
	KORNIICHUK Mariia	Women -78kg	2 JUL 1991		
	KRAVCHENKO Oksana	Women Team +70kg	20 FEB 1980		
	KRAVCHENKO Oksana	Women +78kg	20 FEB 1980		
	POGORELOVA Maryna	Women Team -70kg	26 AUG 1979		
	POGORELOVA Maryna	Women Team +70kg	26 AUG 1979		
	POGORELOVA Maryna	Women -70kg	26 AUG 1979		
	SHEPELIUK Kateryna	Women Team -63kg	5 AUG 1987		
	SHEPELIUK Kateryna	Women Team -70kg	5 AUG 1987		
	SHEPELIUK Kateryna	Women -63kg	5 AUG 1987		
	SHOSTAK Anna	Women Team -57kg	22 JUL 1990		
	SHOSTAK Anna	Women -52kg	22 JUL 1990		
	SHOSTAK Anna	Women Team -52kg	22 JUL 1990		
	BRYZHAK Alim	Men -60kg	24 OCT 1991		
	BRYZHAK Alim	Men Team -73kg	24 OCT 1991		
	BRYZHAK Alim	Men Team -66kg	24 OCT 1991		
	MAKLAKOV Volodymyr	Men Team -90kg	10 MAY 1985		
	MAKLAKOV Volodymyr	Men Team +90kg	10 MAY 1985		
	MAKLAKOV Volodymyr	Men -90kg	10 MAY 1985		
	MOZYREV Vladyslav	Men Team -73kg	2 APR 1985		
	MOZYREV Vladyslav	Men -66kg	2 APR 1985		
	MOZYREV Vladyslav	Men Team -66kg	2 APR 1985		
	NEKHAIEV Yevhen	Men Team -90kg	3 AUG 1981		
	NEKHAIEV Yevhen	Men Team +90kg	3 AUG 1981		
	NETIAHA Luka	Men Team -81kg	13 FEB 2001		
	NETIAHA Luka	Men Team -90kg	13 FEB 2001		
	NETIAHA Luka	Men -81kg	13 FEB 2001		

Entry List by NOC

As of FRI 21 JUL 2017 at 08:33

NOC	Name	Weight Category	Date of Birth	Height m / ft	World Rank
	PENZII Andrii	Men Team -73kg	25 SEP 1991		
	PENZII Andrii	Men Team -81kg	25 SEP 1991		
	POGORELOV Andrii	Men -100kg	22 APR 1976		
	SHERETOV Dmytro	Men Team -73kg	23 SEP 1986		
	SHERETOV Dmytro	Men Team -81kg	23 SEP 1986		
	SHERETOV Dmytro	Men -73kg	23 SEP 1986		
	SLUSHNYI Anton	Men Team +90kg	6 JAN 1985		
	SLUSHNYI Anton	Men +100kg	6 JAN 1985		
	Ukraine 1	Mixed Kata Team			
	Ukraine 2	Mixed Kata Team			
VEN	**- Venezuela**				
	BARRETO RODRIGUEZ Mayerlyn Nereida	Women -57kg	2 AUG 1983		
	HEREDIA FERNANDEZ Jhony Jesus	Men -73kg	1 JAN 1983		
	VERGARA GALVIZ Wuilmer Alonso	Men -66kg	14 JAN 1986		
	Venezuela	Mixed Kata Team			

Competition Schedule

As of TUE 1 AUG 2017

Date	Start Time	Weight Category / Contests
THU 20 JUL	11:00	Women -48kg Preliminary Rounds
		Women -52kg Preliminary Rounds
		Women -52kg Final Block
		Women -57kg Preliminary Rounds
		Women -57kg Final Block
		Men -60kg Preliminary Rounds
		Men -60kg Final Block
		Men -66kg Preliminary Rounds
		Men -66kg Final Block
		Men -73kg Preliminary Rounds
		Men -73kg Final Block
FRI 21 JUL	10:00	Women -63kg Preliminary Rounds
		Women -70kg Preliminary Rounds
		Women -70kg Final Block
		Women -78kg Preliminary Rounds
		Women +78kg Preliminary Rounds
		Men -81kg Preliminary Rounds
		Men -81kg Final Block
		Men -90kg Preliminary Rounds
		Men -90kg Final Block
		Men -100kg Preliminary Rounds
		Men -100kg Final Block
		Men +100kg Preliminary Rounds
		Men +100kg Final Block
SAT 22 JUL	10:00	Women Team Preliminary Rounds
		Women Team Final Block
		Women Team Preliminary Rounds
		Women Team Final Block
		Women Team Preliminary Rounds
		Women Team Final Block
		Women Team Preliminary Rounds
		Women Team Final Block
		Women Team Preliminary Rounds
		Women Team Final Block
		Men Team Preliminary Rounds
		Men Team Final Block
		Men Team Preliminary Rounds
		Men Team Final Block
		Men Team Preliminary Rounds
		Men Team Final Block
		Men Team Preliminary Rounds
		Men Team Final Block
		Men Team Preliminary Rounds
		Men Team Final Block

Medallists

As of THU 20 JUL 2017 at 17:30

Medal	Name	NOC
GOLD	HUITRON Maria	MEX - Mexico
SILVER	POZDEEVA Alina	RUS - Russia
BRONZE	DOVBYSHCHUK Kseniia	UKR - Ukraine

Draw Sheet

As of THU 20 JUL 2017 at 13:55

								Matches		
Rank	Id		a	b	c	d	e	Played	Won	Lost
1	a	HUITRON M. (MEX)	---	1 S0 - 0 S0	2 S0 - 0 S0	3 S0 - 1 S0	1 2 S0 - 0 S0	4	4	0
2	b	POZDEEVA A. (RUS)	0 S0 - 1 S0	---	1 2 S0 - 0 X	1 0 S0 - 0 S0	3 S0 - 1 S1	4	3	1
3	c	DOVBYSHCHUK K. (UKR)	0 S0 - 2 S0	0 X - 1 2 S0	---	1 1 S0 - 0 S0	1 S0 - 0 S1	4	2	2
4	d	KORSHUNAVA A. (BLR)	1 S0 - 3 S0	0 S0 - 1 0 S0	0 S0 - 1 1 S0	---	1 0 S0 - 1 S0	4	1	3
5	e	YAVUZ S. (TUR)	0 S0 - 1 2 S0	1 S1 - 3 S0	0 S1 - 1 S0	1 S0 - 1 0 S0	---	4	0	4

Results

Mat 2 - CONTEST 2

Winner

HUITRON Maria (MEX) **by Waza-Ari Score in 04:00 at Round-Robin**

beat POZDEEVA Alina (RUS)

Competitors

Colour	Name	NOC	World Rank	Exact Weight
White	HUITRON Maria	MEX		0 Kg
Blue	POZDEEVA Alina	RUS		0 Kg

Scores

Name	NOC	Ippon	Waza-ari	Penalty	Time
HUITRON Maria	MEX	0	1	0	04:00
POZDEEVA Alina	RUS	0	0	0	

Techniques

Time	Score/Penalty	Who
00:58	Waza-Ari	MEX

Outcome

HUITRON Maria (MEX)	Will be awarded
POZDEEVA Alina (RUS)	Will be awarded

LEGEND

GS Golden Score **H** Hansoku-make **S** Shido (1,2,3) **X** Hansoku-make direct, excluded from competition

Report Created THU 20 JUL 2017 14:10

Results

Mat 2 - CONTEST 5

Winner

POZDEEVA Alina (RUS) **by Ippon in 03:25 at Round-Robin**

beat DOVBYSHCHUK Kseniia (UKR)

Competitors

Colour	Name	NOC	World Rank	Exact Weight
White	POZDEEVA Alina	RUS		0 Kg
Blue	DOVBYSHCHUK Kseniia	UKR		0 Kg

Scores

Name	NOC	Ippon	Waza-ari	Penalty	Time
POZDEEVA Alina	RUS	1	2	0	03:25
DOVBYSHCHUK Kseniia	UKR	0	0	X	

Techniques

Time	Score/Penalty	Who
00:13	Shido	UKR
00:46	Shido	UKR
02:02	Waza-Ari	RUS
02:21	Waza-Ari	RUS
03:25	Hansoku-Make	UKR

Outcome

POZDEEVA Alina (RUS)	Will be awarded
DOVBYSHCHUK Kseniia (UKR)	Will be awarded

LEGEND

GS Golden Score **H** Hansoku-make **S** Shido (1,2,3) **X** Hansoku-make direct, excluded from competition

Report Created THU 20 JUL 2017 14:30

Results

Mat 2 - CONTEST 7

Winner

POZDEEVA Alina (RUS) **by Waza-Ari Score in 04:00 at Round-Robin**

beat YAVUZ Serpil (TUR)

Competitors

Colour	Name	NOC	World Rank	Exact Weight
White	YAVUZ Serpil	TUR		0 Kg
Blue	POZDEEVA Alina	RUS		0 Kg

Scores

Name	NOC	Ippon	Waza-ari	Penalty	Time
YAVUZ Serpil	TUR	0	1	S1	04:00
POZDEEVA Alina	RUS	0	3	0	

Techniques

Time	Score/Penalty	Who
00:07	Waza-Ari	RUS
01:17	Waza-Ari	RUS
01:48	Waza-Ari	TUR
02:35	Waza-Ari	RUS
03:59	Shido	TUR

Outcome

POZDEEVA Alina (RUS)	Will be awarded
YAVUZ Serpil (TUR)	Will be awarded

LEGEND

GS Golden Score **H** Hansoku-make **S** Shido (1,2,3) **X** Hansoku-make direct, excluded from competition

Report Created THU 20 JUL 2017 14:47

Results

Mat 2 - CONTEST 9

Winner

POZDEEVA Alina (RUS) **by Ippon in 00:09 at Round-Robin**

beat KORSHUNAVA Aliaksandra (BLR)

Competitors

Colour	Name	NOC	World Rank	Exact Weight
White	KORSHUNAVA Aliaksandra	BLR		0 Kg
Blue	POZDEEVA Alina	RUS		0 Kg

Scores

Name	NOC	Ippon	Waza-ari	Penalty	Time
KORSHUNAVA Aliaksandra	BLR	0	0	0	00:09
POZDEEVA Alina	RUS	1	0	0	

Techniques

Time	Score/Penalty	Who
00:09	Ippon	RUS

Outcome

POZDEEVA Alina (RUS)	Will be awarded
KORSHUNAVA Aliaksandra (BLR)	Will be awarded

LEGEND

GS Golden Score **H** Hansoku-make **S** Shido (1,2,3) **X** Hansoku-make direct, excluded from competition

Report Created THU 20 JUL 2017 15:02

Medallists

As of THU 20 JUL 2017 at 17:15

Medal	Name	NOC
GOLD	SHOSTAK Anna	UKR - Ukraine
SILVER	OORZHAK Chayana	RUS - Russia
BRONZE	BOLEK Dominika	POL - Poland
BRONZE	GANTUMUR Lkhagvasuren	MGL - Mongolia

Draw Sheet

As of WED 19 JUL 2017 at 20:49

Quarterfinals	Semifinals	Final

CLASSIFICATION	
1 SHOSTAK Anna	UKR
2 OORZHAK Chavana	RUS
3 BOLEK Dominika	POL
3 GANTUMUR Lkhagvasuren	MGL
5 ALTIN Dilek	TUR
5 TSISHKOVETS Alina	BLR

Number of Judoka: 6

TSISHKOVETS A. **BLR**

1 TSISHKOVETS A. **BLR**

OORZHAK C. **RUS**

2 OORZHAK C. **RUS**

11S1 - 1S1 01:00 (GS)

GANTUMUR L. **MGL**

7 OORZHAK C. **RUS**

16S0 - 0S1 03:11

Legend	nnPP/ssPP VVV MM:SS GS
nn:	IPP and WAZ for winner
ss:	IPP and WAZ for loser
PP:	Penalties (s1,s2,s3 or H/X for direct Hansoku-Make)
VVV	Winning Technique
MM:SS	Winning Time
GS	Golden Score

SHOSTAK A. **UKR**

3 SHOSTAK A. **UKR**

10S0 - 0S0 00:44

BOLEK D. **POL**

13 **SHOSTAK Anna**

10S0 - 0S0 00:25

8 SHOSTAK A. **UKR**

11S0 - 0S0 00:58

ALTIN D. **TUR**

4 ALTIN D. **TUR**

Repechage **Bronze Contests**

GANTUMUR L. **MGL**

11 GANTUMUR L. **MGL**

11S0 - 0S0 01:15

ALTIN D. **TUR**

BOLEK D. **POL**

7 BOLEK D. **POL**

12 BOLEK D. **POL**

11S0 - 0S0 00:38

TSISHKOVETS A. **BLR**

Results

Mat 1 - CONTEST 13

Winner

SHOSTAK Anna (UKR) **by Ippon in 00:25 at Gold-medal Contest**

beat OORZHAK Chayana (RUS)

Competitors

Colour	Name	NOC	World Rank	Exact Weight
White	OORZHAK Chayana	RUS		0 Kg
Blue	SHOSTAK Anna	UKR		0 Kg

Scores

Name	NOC	Ippon	Waza-ari	Penalty	Time
OORZHAK Chayana	RUS	0	0	0	00:25
SHOSTAK Anna	UKR	1	0	0	

Techniques

Time	Score/Penalty	Who
00:25	Ippon	UKR

Outcome

SHOSTAK Anna (UKR)	Will be awarded Gold Medal
OORZHAK Chayana (RUS)	Will be awarded Silver Medal

LEGEND

GS Golden Score **H** Hansoku-make **S** Shido (1,2,3) **X** Hansoku-make direct, excluded from competition

Report Created THU 20 JUL 2017 17:05

Results

Mat 1 - CONTEST 7

Winner

OORZHAK Chayana (RUS) **by Ippon in 03:11 at Semi-finals**

beat TSISHKOVETS Alina (BLR)

Competitors

Colour	Name	NOC	World Rank	Exact Weight
White	TSISHKOVETS Alina	BLR		0 Kg
Blue	OORZHAK Chayana	RUS		0 Kg

Scores

Name	NOC	Ippon	Waza-ari	Penalty	Time
TSISHKOVETS Alina	BLR	0	0	S1	03:11
OORZHAK Chayana	RUS	1	6	0	

Techniques

Time	Score/Penalty	Who
00:10	Waza-Ari	RUS
00:40	Waza-Ari	RUS
01:22	Waza-Ari	RUS
01:58	Waza-Ari	RUS
02:06	Shido	BLR
02:22	Waza-Ari	RUS
02:55	Waza-Ari	RUS
03:11	Ippon	RUS

Outcome

OORZHAK Chayana (RUS) will continue in the competition in the Gold-medal Contest
TSISHKOVETS Alina (BLR)

LEGEND

GS Golden Score **H** Hansoku-make **S** Shido (1,2,3) **X** Hansoku-make direct, excluded from competition

Results

Mat 1 - CONTEST 8

Winner

SHOSTAK Anna (UKR) **by Ippon in 00:58 at Semi-finals**

beat ALTIN Dilek (TUR)

Competitors

Colour	Name	NOC	World Rank	Exact Weight
White	SHOSTAK Anna	UKR		0 Kg
Blue	ALTIN Dilek	TUR		0 Kg

Scores

Name	NOC	Ippon	Waza-ari	Penalty	Time
SHOSTAK Anna	UKR	1	1	0	00:58
ALTIN Dilek	TUR	0	0	0	

Techniques

Time	Score/Penalty	Who
00:46	Waza-Ari	UKR
00:58	Ippon	UKR
00:58	Ippon	UKR

Outcome

SHOSTAK Anna (UKR) will continue in the competition in the Gold-medal Contest
ALTIN Dilek (TUR)

LEGEND

GS Golden Score **H** Hansoku-make **S** Shido (1,2,3) **X** Hansoku-make direct, excluded from competition

Report Created THU 20 JUL 2017 16:00

Results

Mat 1 - CONTEST 11

Winner

GANTUMUR Lkhagvasuren (MGL) **by Ippon in 01:15 at Bronze-medal Contest**

beat ALTIN Dilek (TUR)

Competitors

Colour	Name	NOC	World Rank	Exact Weight
White	GANTUMUR Lkhagvasuren	MGL		0 Kg
Blue	ALTIN Dilek	TUR		0 Kg

Scores

Name	NOC	Ippon	Waza-ari	Penalty	Time
GANTUMUR Lkhagvasuren	MGL	1	1	0	01:15
ALTIN Dilek	TUR	0	0	0	

Techniques

Time	Score/Penalty	Who
00:52	Waza-Ari	MGL
01:15	Ippon	MGL

Outcome

GANTUMUR Lkhagvasuren (MGL)	Will be awarded Bronze Medal
ALTIN Dilek (TUR)	Will be awarded 5th place

LEGEND

GS Golden Score **H** Hansoku-make **S** Shido (1,2,3) **X** Hansoku-make direct, excluded from competition

Results

Mat 2 - CONTEST 12

Winner

MATEUSZCZYK Dominika (POL) **by Ippon in 00:38 at Bronze-medal Contest**

beat TSISHKOVETS Alina (BLR)

Competitors

Colour	Name	NOC	World Rank	Exact Weight
White	MATEUSZCZYK Dominika	POL		0 Kg
Blue	TSISHKOVETS Alina	BLR		0 Kg

Scores

Name	NOC	Ippon	Waza-ari	Penalty	Time
MATEUSZCZYK Dominika	POL	1	1	0	00:38
TSISHKOVETS Alina	BLR	0	0	0	

Techniques

Time	Score/Penalty	Who
00:12	Waza-Ari	POL
00:38	Ippon	POL

Outcome

MATEUSZCZYK Dominika (POL)	Will be awarded Bronze Medal
TSISHKOVETS Alina (BLR)	Will be awarded 5th place

LEGEND

GS Golden Score **H** Hansoku-make **S** Shido (1,2,3) **X** Hansoku-make direct, excluded from competition

Results

Mat 1 - CONTEST 2

Winner

OORZHAK Chayana (RUS) **by Ippon in 01:00 (GS) at Quarter-finals**

beat GANTUMUR Lkhagvasuren (MGL)

Competitors

Colour	Name	NOC	World Rank	Exact Weight
White	OORZHAK Chayana	RUS		0 Kg
Blue	GANTUMUR Lkhagvasuren	MGL		0 Kg

Scores

Name	NOC	Ippon	Waza-ari	Penalty	Time
OORZHAK Chayana	RUS	1	1	S1	01:00
GANTUMUR Lkhagvasuren	MGL	0	1	S1	

Techniques

Time	Score/Penalty	Who
00:38	Waza-Ari	MGL
01:44	Shido	MGL
04:00	Waza-Ari	RUS
01:00 (GS)	Shido	RUS
01:00 (GS)	Ippon	RUS

Outcome

OORZHAK Chayana (RUS) will continue in the competition in the Semi-finals
GANTUMUR Lkhagvasuren (MGL)

LEGEND

GS Golden Score **H** Hansoku-make **S** Shido (1,2,3) **X** Hansoku-make direct, excluded from competition

Medallists

As of THU 20 JUL 2017 at 17:31

Medal	Name	NOC
GOLD	AVDIEIEVA Kateryna	UKR - Ukraine
SILVER	BAATAR Oyundelgerekh	MGL - Mongolia
BRONZE	BARRETO RODRIGUEZ Mayerlyn Nereida	VEN - Venezuela
BRONZE	TIMASHEVA Liana	RUS - Russia

Draw Sheet

As of WED 19 JUL 2017 at 20:54

Quarterfinals | Semifinals | Final

CLASSIFICATION	
1 AVDIEIEVA Kateryna	UKR
2 BAATAR Oyundelgerekh	MGL
3 BARRETO R.	VEN
3 TIMASHEVA Liana	RUS
5 OZBEY Zehra	TUR
5 JORDAO Marcele	BRA

Number of Judoka: 8

LEE J. **KOR**

AVDIEIEVA K. **UKR**

1

AVDIEIEVA K. **UKR**
1S0 - 0S1 00:53 (GS)

BARRETO R. **VEN**

TIMASHEVA L. **RUS**

2

TIMASHEVA L. **RUS**
10S0 - 0S2 03:27

7

AVDIEIEVA K. **UKR**
0S0 - 0S1 01:00 (GS)

Legend	nnPP/ssPP VVV MM:SS GS
nn:	IPP and WAZ for winner
ss:	IPP and WAZ for loser
PP:	Penalties (s1,s2,s3 or H/X for direct Hansoku-Make)
VVV	Winning Technique
MM:SS	Winning Time
GS	Golden Score

13

AVDIEIEVA Kateryna
1S0 - 0S2 04:00

BAATAR O. **MGL**

8

BAATAR O. **MGL**
10S2 - 0S1 02:08

JORDAO M. **BRA**

4

JORDAO M. **BRA**
1S1 - 0S1 04:00

OZBEY Z. **TUR**

Repechage

LEE J. **KOR**

BARRETO R. **VEN**

5

BARRETO R. **VEN**
10S0 - 0S0 00:34

JORDAO M. **BRA**

9

BARRETO R. **VEN**
10S0 - 0H 02:42

OZBEY Z. **TUR**

10

TIMASHEVA L. **RUS**
10S0 - 0S0 00:09

TIMASHEVA L. **RUS**

Bronze Contests

Results

Mat 1 - CONTEST 13

Winner

AVDIEIEVA Kateryna (UKR) **by Waza-Ari Score in 04:00 at Gold-medal Contest**

beat BAATAR Oyundelgerekh (MGL)

Competitors

Colour	Name	NOC	World Rank	Exact Weight
White	AVDIEIEVA Kateryna	UKR		0 Kg
Blue	BAATAR Oyundelgerekh	MGL		0 Kg

Scores

Name	NOC	Ippon	Waza-ari	Penalty	Time
AVDIEIEVA Kateryna	UKR	0	1	0	04:00
BAATAR Oyundelgerekh	MGL	0	0	S2	

Techniques

Time	Score/Penalty	Who
00:53	Waza-Ari	UKR
01:40	Shido	MGL
02:35	Shido	MGL

Outcome

AVDIEIEVA Kateryna (UKR)	Will be awarded Gold Medal
BAATAR Oyundelgerekh (MGL)	Will be awarded Silver Medal

LEGEND

GS Golden Score **H** Hansoku-make **S** Shido (1,2,3) **X** Hansoku-make direct, excluded from competition

Results

Mat 2 - CONTEST 7

Winner

AVDIEIEVA Kateryna (UKR) **by Shido Penality in 01:00 (GS) at Semi-finals**

beat TIMASHEVA Liana (RUS)

Competitors

Colour	Name	NOC	World Rank	Exact Weight
White	AVDIEIEVA Kateryna	UKR		0 Kg
Blue	TIMASHEVA Liana	RUS		0 Kg

Scores

Name	NOC	Ippon	Waza-ari	Penalty	Time
AVDIEIEVA Kateryna	UKR	0	0	0	01:00
TIMASHEVA Liana	RUS	0	0	S1	

Techniques

Time	Score/Penalty	Who
01:00 (GS)	Shido	RUS

Outcome

AVDIEIEVA Kateryna (UKR) will continue in the competition in the Gold-medal Contest
TIMASHEVA Liana (RUS)

LEGEND

GS Golden Score **H** Hansoku-make **S** Shido (1,2,3) **X** Hansoku-make direct, excluded from competition

Results

Mat 2 - CONTEST 8

Winner

BAATAR Oyundelgerekh (MGL) **by Ippon in 02:08 at Semi-finals**

beat JORDAO Marcele (BRA)

Competitors

Colour	Name	NOC	World Rank	Exact Weight
White	BAATAR Oyundelgerekh	MGL		0 Kg
Blue	JORDAO Marcele	BRA		0 Kg

Scores

Name	NOC	Ippon	Waza-ari	Penalty	Time
BAATAR Oyundelgerekh	MGL	1	0	S2	02:08
JORDAO Marcele	BRA	0	0	S1	

Techniques

Time	Score/Penalty	Who
00:24	Shido	MGL
00:25	Shido	BRA
01:17	Shido	MGL
02:08	Ippon	MGL

Outcome

BAATAR Oyundelgerekh (MGL) will continue in the competition in the Gold-medal Contest
JORDAO Marcele (BRA)

LEGEND

GS Golden Score **H** Hansoku-make **S** Shido (1,2,3) **X** Hansoku-make direct, excluded from competition

Results

Mat 2 - CONTEST 9

Winner

BARRETO RODRIGUEZ Mayerlyn Nereida (V by Hansoku-Make Disqual in 02:42 at Bronze-medal Contest

beat JORDAO Marcele (BRA)

Competitors

Colour	Name	NOC	World Rank	Exact Weight
White	BARRETO RODRIGUEZ Mayerlyn Nereida	VEN		0 Kg
Blue	JORDAO Marcele	BRA		0 Kg

Scores

Name	NOC	Ippon	Waza-ari	Penalty	Time
BARRETO RODRIGUEZ Mayerlyn Nereida	VEN	1	0	0	02:42
JORDAO Marcele	BRA	0	0	H	

Techniques

Time	Score/Penalty	Who
00:59	Shido	BRA
01:52	Shido	BRA
02:42	Shido	BRA

Outcome

BARRETO RODRIGUEZ Mayerlyn Nereida (VEN)	Will be awarded Bronze Medal
JORDAO Marcele (BRA)	Will be awarded 5th place

LEGEND

GS Golden Score **H** Hansoku-make **S** Shido (1,2,3) **X** Hansoku-make direct, excluded from competition

Results

Mat 2 - CONTEST 10

Winner

TIMASHEVA Liana (RUS) **by Ippon in 00:09 at Bronze-medal Contest**

beat OZBEY Zehra (TUR)

Competitors

Colour	Name	NOC	World Rank	Exact Weight
White	OZBEY Zehra	TUR		0 Kg
Blue	TIMASHEVA Liana	RUS		0 Kg

Scores

Name	NOC	Ippon	Waza-ari	Penalty	Time
OZBEY Zehra	TUR	0	0	0	00:09
TIMASHEVA Liana	RUS	1	0	0	

Techniques

Time	Score/Penalty	Who
00:09	Ippon	RUS

Outcome

TIMASHEVA Liana (RUS)	Will be awarded Bronze Medal
OZBEY Zehra (TUR)	Will be awarded 5th place

LEGEND

GS Golden Score **H** Hansoku-make **S** Shido (1,2,3) **X** Hansoku-make direct, excluded from competition

Report Created THU 20 JUL 2017 16:14

Results

Mat 2 - CONTEST 2

Winner

TIMASHEVA Liana (RUS) **by Ippon in 03:27 at Quarter-finals**

beat BARRETO RODRIGUEZ Mayerlyn Nereida (VEN)

Competitors

Colour	Name	NOC	World Rank	Exact Weight
White	BARRETO RODRIGUEZ Mayerlyn Nereida	VEN		0 Kg
Blue	TIMASHEVA Liana	RUS		0 Kg

Scores

Name	NOC	Ippon	Waza-ari	Penalty	Time
BARRETO RODRIGUEZ Mayerlyn Nereida	VEN	0	0	S2	03:27
TIMASHEVA Liana	RUS	1	0	0	

Techniques

Time	Score/Penalty	Who
01:18	Shido	VEN
02:14	Shido	VEN
03:26	Ippon	RUS

Outcome

TIMASHEVA Liana (RUS) will continue in the competition in the Semi-finals
BARRETO RODRIGUEZ Mayerlyn Nereida (VEN)

LEGEND

GS Golden Score **H** Hansoku-make **S** Shido (1,2,3) **X** Hansoku-make direct, excluded from competition

Medallists

As of FRI 21 JUL 2017 at 16:15

Medal	Name	NOC
GOLD	SHEPELIUK Kateryna	UKR - Ukraine
SILVER	TRUSHCHENKO Elizaveta	RUS - Russia
BRONZE	SANTOS Joana Paulo	POR - Portugal

Draw Sheet

As of FRI 21 JUL 2017 at 18:24

								Matches		
Rank	**Id**		**a**	**b**	**c**	**d**	**e**	**Played**	**Won**	**Lost**
1	**a**	**SHEPELIUK K. (UKR)**	---	1 0 S2 - 0 S0	2 S0 - 0 S1	1 1 S0 - 0 S0	1 0 S0 - 0 S0	4	4	0
2	**b**	**TRUSHCHENKO E. (RUS)**	0 S0 - 1 0 S2	---	0 S0 - 0 S2	1 1 S0 - 0 S0	1 1 S0 - 0 S0	4	3	1
3	**c**	**SANTOS J. (POR)**	0 S1 - 2 S0	0 S2 - 0 S0	---	1 2 S2 - 0 S1	1 1 S0 - 0 S0	4	2	2
4	**d**	**CHOI S. (KOR)**	0 S0 - 1 1 S0	0 S0 - 1 1 S0	0 S1 - 1 2 S2	---	1 0 S0 - 0 S0	4	1	3
5	**e**	**EREL D. (TUR)**	0 S0 - 1 0 S0	0 S0 - 1 1 S0	0 S0 - 1 1 S0	0 S0 - 1 0 S0	---	4	0	4

Results

Mat 2 - CONTEST 2

Winner

TRUSHCHENKO Elizaveta (RUS) **by Shido Penality in 01:00 (GS) at Round-Robin**

beat SANTOS Joana Paulo (POR)

Competitors

Colour	Name	NOC	World Rank	Exact Weight
White	SANTOS Joana Paulo	POR		0 Kg
Blue	TRUSHCHENKO Elizaveta	RUS		0 Kg

Scores

Name	NOC	Ippon	Waza-ari	Penalty	Time
SANTOS Joana Paulo	POR	0	0	S2	01:00
TRUSHCHENKO Elizaveta	RUS	0	0	0	

Techniques

Time	Score/Penalty	Who
02:35	Shido	POR
01:00 (GS)	Shido	POR

Outcome

TRUSHCHENKO Elizaveta (RUS)	Will be awarded
SANTOS Joana Paulo (POR)	Will be awarded

LEGEND

GS Golden Score **H** Hansoku-make **S** Shido (1,2,3) **X** Hansoku-make direct, excluded from competition

Report Created FRI 21 JUL 2017 10:18

Results

Mat 2 - CONTEST 5

Winner

TRUSHCHENKO Elizaveta (RUS) **by Ippon in 00:40 at Round-Robin**

beat EREL Didem (TUR)

Competitors

Colour	Name	NOC	World Rank	Exact Weight
White	TRUSHCHENKO Elizaveta	RUS		0 Kg
Blue	EREL Didem	TUR		0 Kg

Scores

Name	NOC	Ippon	Waza-ari	Penalty	Time
TRUSHCHENKO Elizaveta	RUS	1	1	0	00:40
EREL Didem	TUR	0	0	0	

Techniques

Time	Score/Penalty	Who
00:21	Waza-Ari	RUS
00:40	Ippon	RUS

Outcome

TRUSHCHENKO Elizaveta (RUS)	Will be awarded
EREL Didem (TUR)	Will be awarded

LEGEND

GS Golden Score **H** Hansoku-make **S** Shido (1,2,3) **X** Hansoku-make direct, excluded from competition

Report Created FRI 21 JUL 2017 12:34

Results

Mat 2 - CONTEST 7

Winner

SHEPELIUK Kateryna (UKR) **by Ippon in 01:53 (GS) at Round-Robin**

beat TRUSHCHENKO Elizaveta (RUS)

Competitors

Colour	Name	NOC	World Rank	Exact Weight
White	SHEPELIUK Kateryna	UKR		0 Kg
Blue	TRUSHCHENKO Elizaveta	RUS		0 Kg

Scores

Name	NOC	Ippon	Waza-ari	Penalty	Time
SHEPELIUK Kateryna	UKR	1	0	S2	01:53
TRUSHCHENKO Elizaveta	RUS	0	0	0	

Techniques

Time	Score/Penalty	Who
02:52	Shido	UKR
03:40	Shido	UKR
01:53 (GS)	Ippon	UKR

Outcome

SHEPELIUK Kateryna (UKR)	Will be awarded
TRUSHCHENKO Elizaveta (RUS)	Will be awarded

LEGEND

GS Golden Score **H** Hansoku-make **S** Shido (1,2,3) **X** Hansoku-make direct, excluded from competition

Report Created FRI 21 JUL 2017 13:26

Results

Mat 2 - CONTEST 9

Winner

TRUSHCHENKO Elizaveta (RUS) **by Ippon in 01:16 at Round-Robin**

beat CHOI Sun Hee (KOR)

Competitors

Colour	Name	NOC	World Rank	Exact Weight
White	CHOI Sun Hee	KOR		0 Kg
Blue	TRUSHCHENKO Elizaveta	RUS		0 Kg

Scores

Name	NOC	Ippon	Waza-ari	Penalty	Time
CHOI Sun Hee	KOR	0	0	0	01:16
TRUSHCHENKO Elizaveta	RUS	1	1	0	

Techniques

Time	Score/Penalty	Who
00:58	Waza-Ari	RUS
01:16	Ippon	RUS

Outcome

TRUSHCHENKO Elizaveta (RUS)	Will be awarded
CHOI Sun Hee (KOR)	Will be awarded

LEGEND

GS Golden Score **H** Hansoku-make **S** Shido (1,2,3) **X** Hansoku-make direct, excluded from competition

Report Created FRI 21 JUL 2017 13:47

Medallists

As of FRI 21 JUL 2017 at 16:14

Medal	Name	NOC
GOLD	CHAMYYAN Jenny	RUS - Russia
SILVER	HONG Eunmi	KOR - Korea
BRONZE	KESIKTAS Ayse	TUR - Turkey
BRONZE	POGORELOVA Maryna	UKR - Ukraine

Draw Sheet

As of FRI 21 JUL 2017 at 18:26

Quarterfinals | Semifinals | Final

CLASSIFICATION	
1 CHAMYYAN Jenny	RUS
2 HONG Eunmi	KOR
3 POGORELOVA Maryna	UKR
3 KESIKTAS Ayse	TUR
5 DAOU Fatoumata Dite M	MLI
5 MAXUTOVA Assel	KAZ

Number of Judoka: 7

POGORELOVA M. **UKR**

1 POGORELOVA M. **UKR**

KESIKTAS A. **TUR**

2 HONG E. **KOR**
11S1 - 0S1 01:20

HONG E. **KOR**

7 HONG E. **KOR**
11S0 - 0S1 03:05

MAXUTOVA A. **KAZ**

3 MAXUTOVA A. **KAZ**
10S2 - 0S1 01:57

BRZYKCY A. **POL**

8 CHAMYYAN J. **RUS**
11S0 - 0S0 00:39

CHAMYYAN J. **RUS**

4 CHAMYYAN J. **RUS**
10S0 - 0S1 01:09

DAOU F. **MLI**

13 **CHAMYYAN Jenny**
1S2 - 0S1 00:43 (GS)

Legend	nnPP/ssPP VVV MM:SS GS
nn:	IPP and WAZ for winner
ss:	IPP and WAZ for loser
PP:	Penalties (s1,s2,s3 or H/X for direct Hansoku-Make)
VVV	Winning Technique
MM:SS	Winning Time
GS	Golden Score

Repechage | **Bronze Contests**

KESIKTAS A. **TUR**

MAXUTOVA A. **KAZ**

11 KESIKTAS A. **TUR**
10S1 - 2S0 02:38

BRZYKCY A. **POL**

DAOU F. **MLI**

7 DAOU F. **MLI**
11S0 - 0S0 01:10

POGORELOVA M. **UKR**

12 POGORELOVA M. **UKR**
10S0 - 0S2 02:49

Report Created FRI 21 JUL 2017 18:26

Results

Mat 1 - CONTEST 13

Winner

CHAMYYAN Jenny (RUS) **by Waza-Ari Score in 00:43 (GS) at Gold-medal Contest**

beat HONG Eunmi (KOR)

Competitors

Colour	Name	NOC	World Rank	Exact Weight
White	HONG Eunmi	KOR		0 Kg
Blue	CHAMYYAN Jenny	RUS		0 Kg

Scores

Name	NOC	Ippon	Waza-ari	Penalty	Time
HONG Eunmi	KOR	0	0	S1	00:43
CHAMYYAN Jenny	RUS	0	1	S2	

Techniques

Time	Score/Penalty	Who
00:25	Shido	RUS
00:25	Shido	KOR
00:57	Shido	RUS
00:43 (GS)	Waza-Ari	RUS

Outcome

CHAMYYAN Jenny (RUS)	Will be awarded Gold Medal
HONG Eunmi (KOR)	Will be awarded Silver Medal

LEGEND

GS Golden Score **H** Hansoku-make **S** Shido (1,2,3) **X** Hansoku-make direct, excluded from competition

Report Created FRI 21 JUL 2017 16:03

Results

Mat 1 - CONTEST 7

Winner

HONG Eunmi (KOR) **by Ippon in 03:05 at Semi-finals**

beat POGORELOVA Maryna (UKR)

Competitors

Colour	Name	NOC	World Rank	Exact Weight
White	POGORELOVA Maryna	UKR		0 Kg
Blue	HONG Eunmi	KOR		0 Kg

Scores

Name	NOC	Ippon	Waza-ari	Penalty	Time
POGORELOVA Maryna	UKR	0	0	S1	03:05
HONG Eunmi	KOR	1	1	0	

Techniques

Time	Score/Penalty	Who
02:05	Shido	UKR
02:43	Waza-Ari	KOR
03:05	Ippon	KOR

Outcome

HONG Eunmi (KOR) will continue in the competition in the Gold-medal Contest
POGORELOVA Maryna (UKR)

LEGEND

GS Golden Score **H** Hansoku-make **S** Shido (1,2,3) **X** Hansoku-make direct, excluded from competition

Results

Mat 1 - CONTEST 8

Winner

CHAMYYAN Jenny (RUS) **by Ippon in 00:39 at Semi-finals**

beat MAXUTOVA Assel (KAZ)

Competitors

Colour	Name	NOC	World Rank	Exact Weight
White	MAXUTOVA Assel	KAZ		0 Kg
Blue	CHAMYYAN Jenny	RUS		0 Kg

Scores

Name	NOC	Ippon	Waza-ari	Penalty	Time
MAXUTOVA Assel	KAZ	0	0	0	00:39
CHAMYYAN Jenny	RUS	1	1	0	

Techniques

Time	Score/Penalty	Who
00:09	Waza-Ari	RUS
00:39	Ippon	RUS

Outcome

CHAMYYAN Jenny (RUS) will continue in the competition in the Gold-medal Contest
MAXUTOVA Assel (KAZ)

LEGEND

GS Golden Score **H** Hansoku-make **S** Shido (1,2,3) **X** Hansoku-make direct, excluded from competition

Report Created FRI 21 JUL 2017 12:02

Results

Mat 1 - CONTEST 11

Winner

KESIKTAS Ayse (TUR) **by Ippon in 02:38 at Bronze-medal Contest**

beat MAXUTOVA Assel (KAZ)

Competitors

Colour	Name	NOC	World Rank	Exact Weight
White	KESIKTAS Ayse	TUR		0 Kg
Blue	MAXUTOVA Assel	KAZ		0 Kg

Scores

Name	NOC	Ippon	Waza-ari	Penalty	Time
KESIKTAS Ayse	TUR	1	0	S1	02:38
MAXUTOVA Assel	KAZ	0	2	0	

Techniques

Time	Score/Penalty	Who
01:02	Shido	TUR
01:27	Waza-Ari	KAZ
01:45	Waza-Ari	KAZ
02:38	Ippon	TUR

Outcome

KESIKTAS Ayse (TUR)	Will be awarded Bronze Medal
MAXUTOVA Assel (KAZ)	Will be awarded 5th place

LEGEND

GS Golden Score **H** Hansoku-make **S** Shido (1,2,3) **X** Hansoku-make direct, excluded from competition

Report Created FRI 21 JUL 2017 16:01

Results

Mat 2 - CONTEST 12

Winner

POGORELOVA Maryna (UKR) **by Ippon in 02:49 at Bronze-medal Contest**

beat DAOU Fatoumata Dite M (MLI)

Competitors

Colour	Name	NOC	World Rank	Exact Weight
White	DAOU Fatoumata Dite M	MLI		0 Kg
Blue	POGORELOVA Maryna	UKR		0 Kg

Scores

Name	NOC	Ippon	Waza-ari	Penalty	Time
DAOU Fatoumata Dite M	MLI	0	0	S2	02:49
POGORELOVA Maryna	UKR	1	0	0	

Techniques

Time	Score/Penalty	Who
00:25	Shido	MLI
01:53	Shido	MLI
02:49	Ippon	UKR

Outcome

POGORELOVA Maryna (UKR)	Will be awarded Bronze Medal
DAOU Fatoumata Dite M (MLI)	Will be awarded 5th place

LEGEND

GS Golden Score **H** Hansoku-make **S** Shido (1,2,3) **X** Hansoku-make direct, excluded from competition

Report Created FRI 21 JUL 2017 16:38

Results

Mat 1 - CONTEST 4

Winner

CHAMYYAN Jenny (RUS) **by Ippon in 01:09 at Quarter-finals**

beat DAOU Fatoumata Dite M (MLI)

Competitors

Colour	Name	NOC	World Rank	Exact Weight
White	CHAMYYAN Jenny	RUS		0 Kg
Blue	DAOU Fatoumata Dite M	MLI		0 Kg

Scores

Name	NOC	Ippon	Waza-ari	Penalty	Time
CHAMYYAN Jenny	RUS	1	0	0	01:09
DAOU Fatoumata Dite M	MLI	0	0	S1	

Techniques

Time	Score/Penalty	Who
00:38	Shido	MLI
01:09	Ippon	RUS

Outcome

CHAMYYAN Jenny (RUS) will continue in the competition in the Semi-finals
DAOU Fatoumata Dite M (MLI)

LEGEND

GS Golden Score **H** Hansoku-make **S** Shido (1,2,3) **X** Hansoku-make direct, excluded from competition

Medallists

As of FRI 21 JUL 2017 at 16:18

Medal	Name	NOC
GOLD	ATAEVA Zaira	RUS - Russia
SILVER	KORNIICHUK Mariia	UKR - Ukraine
BRONZE	MYAGMARSUREN Chimedlkham	MGL - Mongolia

Draw Sheet

As of FRI 21 JUL 2017 at 18:27

								Matches		
Rank	**Id**		**a**	**b**	**c**	**d**	**e**	**Played**	**Won**	**Lost**
1	**a**	**ATAEVA Z. (RUS)**	---	1 1 S1 - 0 S1	1 1 S0 - 0 S1	1 1 S0 - 0 S0	1 S0 - 0 S2	4	4	0
2	**b**	**KORNIICHUK M. (UKR)**	0 S1 - 1 1 S1	---	1 S1 - 0 S2	1 0 S0 - 0 S0	1 2 S1 - 0 S1	4	3	1
3	**c**	**MYAGMARSUREN C. (MGL)**	0 S1 - 1 1 S0	0 S2 - 1 S1	---	3 S1 - 1 S1	1 2 S0 - 1 S1	4	2	2
4	**d**	**PILLA G. (BRA)**	0 S0 - 1 1 S0	0 S0 - 1 0 S0	1 S1 - 3 S1	---	1 0 S0 - 0 S0	4	1	3
5	**e**	**AYDIN M. (TUR)**	0 S2 - 1 S0	0 S1 - 1 2 S1	1 S1 - 1 2 S0	0 S0 - 1 0 S0	---	4	0	4

Results

Mat 2 - CONTEST 1

Winner

ATAEVA Zaira (RUS) **by Ippon in 02:36 at Round-Robin**

beat KORNIICHUK Mariia (UKR)

Competitors

Colour	Name	NOC	World Rank	Exact Weight
White	ATAEVA Zaira	RUS		0 Kg
Blue	KORNIICHUK Mariia	UKR		0 Kg

Scores

Name	NOC	Ippon	Waza-ari	Penalty	Time
ATAEVA Zaira	RUS	1	1	S1	02:36
KORNIICHUK Mariia	UKR	0	0	S1	

Techniques

Time	Score/Penalty	Who
01:35	Shido	RUS
01:47	Shido	UKR
02:14	Waza-Ari	RUS
02:36	Ippon	RUS

Outcome

ATAEVA Zaira (RUS)	Will be awarded
KORNIICHUK Mariia (UKR)	Will be awarded

LEGEND

GS Golden Score **H** Hansoku-make **S** Shido (1,2,3) **X** Hansoku-make direct, excluded from competition

Report Created FRI 21 JUL 2017 10:48

Results

Mat 2 - CONTEST 3

Winner

ATAEVA Zaira (RUS) **by Ippon in 00:55 at Round-Robin**

beat PILLA Giovana (BRA)

Competitors

Colour	Name	NOC	World Rank	Exact Weight
White	ATAEVA Zaira	RUS		0 Kg
Blue	PILLA Giovana	BRA		0 Kg

Scores

Name	NOC	Ippon	Waza-ari	Penalty	Time
ATAEVA Zaira	RUS	1	1	0	00:55
PILLA Giovana	BRA	0	0	0	

Techniques

Time	Score/Penalty	Who
00:43	Waza-Ari	RUS
00:55	Ippon	RUS

Outcome

ATAEVA Zaira (RUS)	Will be awarded
PILLA Giovana (BRA)	Will be awarded

LEGEND

GS Golden Score **H** Hansoku-make **S** Shido (1,2,3) **X** Hansoku-make direct, excluded from competition

Report Created FRI 21 JUL 2017 11:47

Results

Mat 2 - CONTEST 6

Winner

ATAEVA Zaira (RUS) **by Ippon in 02:03 at Round-Robin**

beat MYAGMARSUREN Chimedlkham (MGL)

Competitors

Colour	Name	NOC	World Rank	Exact Weight
White	ATAEVA Zaira	RUS		0 Kg
Blue	MYAGMARSUREN Chimedlkham	MGL		0 Kg

Scores

Name	NOC	Ippon	Waza-ari	Penalty	Time
ATAEVA Zaira	RUS	1	1	0	02:03
MYAGMARSUREN Chimedlkham	MGL	0	0	S1	

Techniques

Time	Score/Penalty	Who
01:17	Shido	MGL
01:36	Waza-Ari	RUS
02:03	Ippon	RUS

Outcome

ATAEVA Zaira (RUS)	Will be awarded
MYAGMARSUREN Chimedlkham (MGL)	Will be awarded

LEGEND

GS Golden Score **H** Hansoku-make **S** Shido (1,2,3) **X** Hansoku-make direct, excluded from competition

Report Created FRI 21 JUL 2017 13:00

Results

Mat 2 - CONTEST 9

Winner

ATAEVA Zaira (RUS) **by Waza-Ari Score in 04:00 at Round-Robin**

beat AYDIN Munife (TUR)

Competitors

Colour	Name	NOC	World Rank	Exact Weight
White	ATAEVA Zaira	RUS		0 Kg
Blue	AYDIN Munife	TUR		0 Kg

Scores

Name	NOC	Ippon	Waza-ari	Penalty	Time
ATAEVA Zaira	RUS	0	1	0	04:00
AYDIN Munife	TUR	0	0	S2	

Techniques

Time	Score/Penalty	Who
00:19	Shido	TUR
01:36	Shido	TUR
01:49	Waza-Ari	RUS

Outcome

ATAEVA Zaira (RUS)	Will be awarded
AYDIN Munife (TUR)	Will be awarded

LEGEND

GS Golden Score **H** Hansoku-make **S** Shido (1,2,3) **X** Hansoku-make direct, excluded from competition

Report Created FRI 21 JUL 2017 13:57

Medallists

As of FRI 21 JUL 2017 at 16:18

Medal	Name	NOC
GOLD	DROZDOVA Natalia Borisovna	RUS - Russia
SILVER	BRZYKCY Natala	POL - Poland
BRONZE	ERCIN Ipek	TUR - Turkey
BRONZE	KRAVCHENKO Oksana	UKR - Ukraine

Draw Sheet

REVISED
SUN 23 JUL 12:12

As of SUN 23 JUL 2017 at 12:12

								Matches		
Rank	**Id**		**a**	**b**	**c**	**d**	**e**	**Played**	**Won**	**Lost**
1	**a**	**DROZDOVA N. (RUS)**	---	1 0 S0 - 0 S1	1 0 S1 - 0 H	1 0 S0 - 0 S0	0 S0 - 0 S0	4	4	0
2	**b**	**BRZYKCY N. (POL)**	0 S1 - 1 0 S0	---	1 0 S0 - 0 S1	1 0 S0 - 0 S0	0 S0 - 0 S0	4	3	1
3	**c**	**KRAVCHENKO O. (UKR)**	0 H - 1 0 S1	0 S1 - 1 0 S0	---	1 1 S0 - 0 S0	0 S0 - 0 S0	4	2	2
4	**d**	**ERCIN I. (TUR)**	0 S0 - 1 0 S0	0 S0 - 1 0 S0	0 S0 - 1 1 S0	---	0 S0 - 0 S0	4	1	3
5	**e**	**ROZHKOVA Y. (KAZ)**	0 S0 - 0 S0	0 S0 - 0 S0	0 S0 - 0 S0	0 S0 - 0 S0	---	4	0	4

Results

Mat 1 - CONTEST 2

Winner

DROZDOVA Natalia Borisovna (RUS) **by Ippon in 00:16 at Round-Robin**

beat ERCIN Ipek (TUR)

Competitors

Colour	Name	NOC	World Rank	Exact Weight
White	DROZDOVA Natalia Borisovna	RUS		0 Kg
Blue	ERCIN Ipek	TUR		0 Kg

Scores

Name	NOC	Ippon	Waza-ari	Penalty	Time
DROZDOVA Natalia Borisovna	RUS	1	0	0	00:16
ERCIN Ipek	TUR	0	0	0	

Techniques

Time	Score/Penalty	Who
00:16	Ippon	RUS

Outcome

DROZDOVA Natalia Borisovna (RUS)	Will be awarded
ERCIN Ipek (TUR)	Will be awarded

LEGEND

GS Golden Score **H** Hansoku-make **S** Shido (1,2,3) **X** Hansoku-make direct, excluded from competition

Report Created FRI 21 JUL 2017 11:18

Results

Mat 1 - CONTEST 3

Winner

DROZDOVA Natalia Borisovna (RUS) **by Hansoku-Make Disqual in 03:08 at Round-Robin**

beat KRAVCHENKO Oksana (UKR)

Competitors

Colour	Name	NOC	World Rank	Exact Weight
White	KRAVCHENKO Oksana	UKR		0 Kg
Blue	DROZDOVA Natalia Borisovna	RUS		0 Kg

Scores

Name	NOC	Ippon	Waza-ari	Penalty	Time
KRAVCHENKO Oksana	UKR	0	0	H	03:08
DROZDOVA Natalia Borisovna	RUS	1	0	S1	

Techniques

Time	Score/Penalty	Who
00:45	Shido	UKR
01:18	Shido	RUS
01:18	Shido	UKR
03:07	Shido	UKR

Outcome

DROZDOVA Natalia Borisovna (RUS)	Will be awarded
KRAVCHENKO Oksana (UKR)	Will be awarded

LEGEND

GS Golden Score **H** Hansoku-make **S** Shido (1,2,3) **X** Hansoku-make direct, excluded from competition

Report Created FRI 21 JUL 2017 12:20

Results

Mat 1 - CONTEST 6

Winner

DROZDOVA Natalia Borisovna (RUS) **by Ippon in 02:11 at Round-Robin**

beat BRZYKCY Natala (POL)

Competitors

Colour	Name	NOC	World Rank	Exact Weight
White	BRZYKCY Natala	POL		0 Kg
Blue	DROZDOVA Natalia Borisovna	RUS		0 Kg

Scores

Name	NOC	Ippon	Waza-ari	Penalty	Time
BRZYKCY Natala	POL	0	0	S1	02:11
DROZDOVA Natalia Borisovna	RUS	1	0	0	

Techniques

Time	Score/Penalty	Who
01:39	Shido	POL
02:11	Ippon	RUS

Outcome

DROZDOVA Natalia Borisovna (RUS)	Will be awarded
BRZYKCY Natala (POL)	Will be awarded

LEGEND

GS Golden Score **H** Hansoku-make **S** Shido (1,2,3) **X** Hansoku-make direct, excluded from competition

Report Created FRI 21 JUL 2017 13:12

Results

Mat 0 - CONTEST 8

Winner

DROZDOVA Natalia Borisovna (RUS) **by Ippon in 00:00 at Round-Robin**

beat ROZHKOVA Yelena (KAZ)

Competitors

Colour	Name	NOC	World Rank	Exact Weight
White	ROZHKOVA Yelena	KAZ		0 Kg
Blue	DROZDOVA Natalia Borisovna	RUS		0 Kg

Scores

Name	NOC	Ippon	Waza-ari	Penalty	Time
ROZHKOVA Yelena	KAZ	0	0	0	00:00
DROZDOVA Natalia Borisovna	RUS	0	0	0	

Outcome

DROZDOVA Natalia Borisovna (RUS)	Will be awarded
ROZHKOVA Yelena (KAZ)	Will be awarded

LEGEND

GS	Golden Score	**H**	Hansoku-make	**S**	Shido (1,2,3)	**X**	Hansoku-make direct, excluded from competition

GENÇLİK VE SPOR BAKANLIĞI
TÜRKİYE MİLLİ OLİMPİYAT KOMİTESİ
T.C. SAMSUN VALİLİĞİ
SAMSUN BÜYÜKŞEHİR BELEDİYESİ
ONDOKUZ MAYIS ÜNİVERSİTESİ
KRONOS
DEAFLYMPICS

Medallists

Medal	NOC	Name
GOLD	UKR - Ukraine	AVDIEIEVA Kateryna DOVBYSHCHUK Kseniia KORNIICHUK Mariia KRAVCHENKO Oksana POGORELOVA Maryna SHEPELIUK Kateryna SHOSTAK Anna
SILVER	RUS - Russia	CHAMYYAN Jenny DROZDOVA Natalia Borisovna KUZNETSOVA Zhanna OORZHAK Chayana SLEPYSHEVA Mila SVINCOVA Elena TANASHEVA Inna TIMASHEVA Liana TKACHENKO Anna TRUSHCHENKO Elizaveta
BRONZE	KOR - Korea	CHOI Sun Hee HONG Eunmi LEE Jin Hee
BRONZE	TUR - Turkey	ALTIN Dilek AYDIN Munife ERCIN Ipek EREL Didem KESIKTAS Ayse OZBEY Zehra YAVUZ Serpil

Draw Sheet

As of SAT 22 JUL 2017 at 08:53

Quarterfinals | Semifinals | Final

CLASSIFICATION	
1 Ukraine	UKR
2 Russia	RUS
3 Turkey	TUR
3 South Korea	KOR
5 Poland	POL
5 Mongolia	MGL

Number of Teams: 6

Turkey **TUR**

1

Ukraine **UKR**

2

South Korea **KOR**

Mongolia **MGL**

3

Russia **RUS**

Poland **POL**

4

Turkey **TUR**

5 - 0

Ukraine **UKR**

7

Ukraine **UKR**

5 - 0

Russia **RUS**

8

Russia **RUS**

5 - 0

Poland **POL**

11

Ukraine

3 - 2

Legend	nnPP/ssPP VVV MM:SS GS
nn:	IPP and WAZ for winner
ss:	IPP and WAZ for loser
PP:	Penalties (s1,s2,s3 or H/X for direct Hansoku-Make)
VVV	Winning Technique
MM:SS	Winning Time
GS	Golden Score

Repechage

Bronze Contests

South Korea **KOR**

Poland **POL**

9

South Korea **KOR**

3 - 1

Mongolia **MGL**

7

Mongolia **MGL**

Turkey **TUR**

10

Turkey **TUR**

3 - 2

GENÇLİK VE SPOR BAKANLIĞI
TÜRKİYE MİLLİ OLİMPİYAT KOMİTESİ
SAMSUN VALİLİĞİ
SAMSUN BÜYÜKŞEHİR BELEDİYESİ
ONDOKUZ MAYIS ÜNİVERSİTESİ
KRONOS
DEAFLYMPICS

Results

CONTEST 11

	Ukraine	3 - 2			Russia
Weight Catego	Name	Contest Results			Name
-52 kg	**SHOSTAK Anna**	1 2 S0 / 0 S0		01:47	TANASHEVA Inna
-57 kg	AVDIEIEVA Kateryna	0 S0 / 1 0 S0		01:56	**TIMASHEVA Liana**
-63 kg	**SHEPELIUK Kateryna**	1 1 S0 / 0 S0		01:15	TRUSHCHENKO Elizaveta
-70 kg	POGORELOVA Maryna	0 S0 / 1 0 S0		00:09	**CHAMYYAN Jenny**
+70 kg	**KRAVCHENKO Oksana**	1 1 S0 / 1 H	(GS)	00:57	DROZDOVA Natalia Borisovna

LEGEND

GS Golden Score **H** Hansoku-make **S** Shido (1,2,3) **X** Hansoku-make direct, excluded from competition

Results

Mat 1 - CONTEST 11

Winner

SHOSTAK Anna (UKR) **by Ippon in 01:47 at Gold-medal Contest**

beat TANASHEVA Inna (RUS)

Competitors

Colour	Name	NOC	World Rank	Exact Weight
White	SHOSTAK Anna	UKR		0 Kg
Blue	TANASHEVA Inna	RUS		0 Kg

Scores

Name	NOC	Ippon	Waza-ari	Penalty	Time
SHOSTAK Anna	UKR	1	2	0	01:47
TANASHEVA Inna	RUS	0	0	0	

Techniques

Time	Score/Penalty	Who
00:57	Waza-Ari	UKR
01:27	Waza-Ari	UKR
01:47	Ippon	UKR

Outcome

SHOSTAK Anna (UKR)	Will be awarded Gold Medal
TANASHEVA Inna (RUS)	Will be awarded Silver Medal

LEGEND

GS Golden Score **H** Hansoku-make **S** Shido (1,2,3) **X** Hansoku-make direct, excluded from competition

Results

Mat 1 - CONTEST 11

Winner

TIMASHEVA Liana (RUS) **by Ippon in 01:56 at Gold-medal Contest**

beat AVDIEIEVA Kateryna (UKR)

Competitors

Colour	Name	NOC	World Rank	Exact Weight
White	AVDIEIEVA Kateryna	UKR		0 Kg
Blue	TIMASHEVA Liana	RUS		0 Kg

Scores

Name	NOC	Ippon	Waza-ari	Penalty	Time
AVDIEIEVA Kateryna	UKR	0	0	0	01:56
TIMASHEVA Liana	RUS	1	0	0	

Techniques

Time	Score/Penalty	Who
01:56	Ippon	RUS

Outcome

TIMASHEVA Liana (RUS)	Will be awarded Gold Medal
AVDIEIEVA Kateryna (UKR)	Will be awarded Silver Medal

LEGEND

GS Golden Score **H** Hansoku-make **S** Shido (1,2,3) **X** Hansoku-make direct, excluded from competition

Results

Mat 1 - CONTEST 11

Winner

SHEPELIUK Kateryna (UKR) **by Ippon in 01:15 at Gold-medal Contest**

beat TRUSHCHENKO Elizaveta (RUS)

Competitors

Colour	Name	NOC	World Rank	Exact Weight
White	SHEPELIUK Kateryna	UKR		0 Kg
Blue	TRUSHCHENKO Elizaveta	RUS		0 Kg

Scores

Name	NOC	Ippon	Waza-ari	Penalty	Time
SHEPELIUK Kateryna	UKR	1	1	0	01:15
TRUSHCHENKO Elizaveta	RUS	0	0	0	

Techniques

Time	Score/Penalty	Who
00:52	Waza-Ari	UKR
01:15	Ippon	UKR

Outcome

SHEPELIUK Kateryna (UKR)	Will be awarded Gold Medal
TRUSHCHENKO Elizaveta (RUS)	Will be awarded Silver Medal

LEGEND

GS Golden Score **H** Hansoku-make **S** Shido (1,2,3) **X** Hansoku-make direct, excluded from competition

Results

Mat 1 - CONTEST 11

Winner

CHAMYYAN Jenny (RUS) **by Ippon in 00:09 at Gold-medal Contest**

beat POGORELOVA Maryna (UKR)

Competitors

Colour	Name	NOC	World Rank	Exact Weight
White	POGORELOVA Maryna	UKR		0 Kg
Blue	CHAMYYAN Jenny	RUS		0 Kg

Scores

Name	NOC	Ippon	Waza-ari	Penalty	Time
POGORELOVA Maryna	UKR	0	0	0	00:09
CHAMYYAN Jenny	RUS	1	0	0	

Techniques

Time	Score/Penalty	Who
00:09	Ippon	RUS

Outcome

CHAMYYAN Jenny (RUS)	Will be awarded Gold Medal
POGORELOVA Maryna (UKR)	Will be awarded Silver Medal

LEGEND

GS Golden Score **H** Hansoku-make **S** Shido (1,2,3) **X** Hansoku-make direct, excluded from competition

Results

Mat 1 - CONTEST 11

Winner

KRAVCHENKO Oksana (UKR) **by Hansoku-Make Disqual in 00:57 (GS) at Gold-medal Contest**

beat DROZDOVA Natalia Borisovna (RUS)

Competitors

Colour	Name	NOC	World Rank	Exact Weight
White	KRAVCHENKO Oksana	UKR		0 Kg
Blue	DROZDOVA Natalia Borisovna	RUS		0 Kg

Scores

Name	NOC	Ippon	Waza-ari	Penalty	Time
KRAVCHENKO Oksana	UKR	1	1	0	00:57
DROZDOVA Natalia Borisovna	RUS	0	1	H	

Techniques

Time	Score/Penalty	Who
00:52	Shido	RUS
01:43	Waza-Ari	RUS
03:22	Waza-Ari	UKR
03:44	Shido	RUS
00:57 (GS)	Shido	RUS

Outcome

KRAVCHENKO Oksana (UKR)	Will be awarded Gold Medal
DROZDOVA Natalia Borisovna (RUS)	Will be awarded Silver Medal

LEGEND

GS Golden Score **H** Hansoku-make **S** Shido (1,2,3) **X** Hansoku-make direct, excluded from competition

Results

CONTEST 7

	Turkey	0 - 5		Ukraine
Weight Catego	Name	Contest Results		Name
-52 kg	YAVUZ Serpil	0 S0 / 1 1 S0	00:34	**SHOSTAK Anna**
-57 kg	OZBEY Zehra	0 S0 / 1 0 S0	00:35	**AVDIEIEVA Kateryna**
-63 kg	EREL Didem	0 S0 / 1 0 S0	00:13	**SHEPELIUK Kateryna**
-70 kg	KESIKTAS Ayse	0 S0 / 1 0 S0	01:08	**POGORELOVA Maryna**
+70 kg	AYDIN Munife	0 S2 / 1 2 S0	01:20	**KRAVCHENKO Oksana**

LEGEND

GS Golden Score **H** Hansoku-make **S** Shido (1,2,3) **X** Hansoku-make direct, excluded from competition

Results

CONTEST 8

	Russia	5 - 0		Poland
Weight Catego	Name	Contest Results		Name
-52 kg	**TANASHEVA Inna**	1 0 S0 / 1 H	03:21	MATEUSZCZYK Dominika
-57 kg	**KUZNETSOVA Zhanna**	0 S0 / 0 S0		
-63 kg	**TRUSHCHENKO Elizaveta**	0 S0 / 0 S0		
-70 kg	**CHAMYYAN Jenny**	1 0 S0 / 0 S0	00:09	BRZYKCY Agnieszka
+70 kg	**DROZDOVA Natalia Borisovna**	2 S1 / 0 S1	04:00	BRZYKCY Natala

LEGEND

GS Golden Score **H** Hansoku-make **S** Shido (1,2,3) **X** Hansoku-make direct, excluded from competition

Report Created SAT 22 JUL 2017 10:32

Results

Mat 2 - CONTEST 8

Winner

TANASHEVA Inna (RUS) **by Hansoku-Make Disqual in 03:21 at Semi-finals**

beat MATEUSZCZYK Dominika (POL)

Competitors

Colour	Name	NOC	World Rank	Exact Weight
White	TANASHEVA Inna	RUS		0 Kg
Blue	MATEUSZCZYK Dominika	POL		0 Kg

Scores

Name	NOC	Ippon	Waza-ari	Penalty	Time
TANASHEVA Inna	RUS	1	0	0	03:21
MATEUSZCZYK Dominika	POL	0	1	H	

Techniques

Time	Score/Penalty	Who
01:03	Shido	POL
02:21	Waza-Ari	POL
02:33	Shido	POL
03:20	Shido	POL

Outcome

TANASHEVA Inna (RUS) will continue in the competition in the Gold-medal Contest
MATEUSZCZYK Dominika (POL)

LEGEND

GS Golden Score **H** Hansoku-make **S** Shido (1,2,3) **X** Hansoku-make direct, excluded from competition

Report Created SAT 22 JUL 2017 17:02

Results

Mat 2 - CONTEST 8

Winner

CHAMYYAN Jenny (RUS) **by Ippon in 00:09 at Semi-finals**

beat BRZYKCY Agnieszka (POL)

Competitors

Colour	Name	NOC	World Rank	Exact Weight
White	CHAMYYAN Jenny	RUS		0 Kg
Blue	BRZYKCY Agnieszka	POL		0 Kg

Scores

Name	NOC	Ippon	Waza-ari	Penalty	Time
CHAMYYAN Jenny	RUS	1	0	0	00:09
BRZYKCY Agnieszka	POL	0	0	0	

Techniques

Time	Score/Penalty	Who
00:09	Ippon	RUS

Outcome

CHAMYYAN Jenny (RUS) will continue in the competition in the Gold-medal Contest
BRZYKCY Agnieszka (POL)

LEGEND

GS Golden Score **H** Hansoku-make **S** Shido (1,2,3) **X** Hansoku-make direct, excluded from competition

Report Created SAT 22 JUL 2017 17:03

Results

Mat 2 - CONTEST 8

Winner

DROZDOVA Natalia Borisovna (RUS) **by Waza-Ari Score in 04:00 at Semi-finals**

beat BRZYKCY Natala (POL)

Competitors

Colour	Name	NOC	World Rank	Exact Weight
White	DROZDOVA Natalia Borisovna	RUS		0 Kg
Blue	BRZYKCY Natala	POL		0 Kg

Scores

Name	NOC	Ippon	Waza-ari	Penalty	Time
DROZDOVA Natalia Borisovna	RUS	0	2	S1	04:00
BRZYKCY Natala	POL	0	0	S1	

Techniques

Time	Score/Penalty	Who
01:07	Shido	RUS
01:07	Shido	POL
02:39	Waza-Ari	RUS
04:00	Waza-Ari	RUS

Outcome

DROZDOVA Natalia Borisovna (RUS) will continue in the competition in the Gold-medal Contest
BRZYKCY Natala (POL)

LEGEND

GS Golden Score **H** Hansoku-make **S** Shido (1,2,3) **X** Hansoku-make direct, excluded from competition

Results

CONTEST 9

	South Korea	3 - 1		Poland
Weight Catego	Name	Contest Results		Name
-52 kg		0 S0 / 0 S0		
-57 kg	**LEE Jin Hee**	1 1 S0 / 1 S0	03:41	MATEUSZCZYK Dominika
-63 kg	**CHOI Sun Hee**	0 S0 / 0 S0		
-70 kg	**HONG Eunmi**	1 0 S0 / 0 S0	00:17	BRZYKCY Agnieszka
+70 kg		0 S0 / 0 S0		**BRZYKCY Natala**

LEGEND

GS Golden Score **H** Hansoku-make **S** Shido (1,2,3) **X** Hansoku-make direct, excluded from competition

Report Created SAT 22 JUL 2017 13:16

Results

CONTEST 10

	Mongolia	2 - 3		Turkey
Weight Catego	Name	Contest Results		Name
-52 kg		0 S0 / 0 S0		**YAVUZ Serpil**
-57 kg	**GANTUMUR Lkhagvasuren**	1 0 S0 / 1 S0	01:15	OZBEY Zehra
-63 kg	BAATAR Oyundelgerekh	1 S0 / 1 0 S0	00:37	**EREL Didem**
-70 kg		0 S0 / 0 S0		**KESIKTAS Ayse**
+70 kg	**MYAGMARSUREN Chimedlkham**	1 3 S0 / 0 S1	02:03	AYDIN Munife

LEGEND

GS	Golden Score	**H**	Hansoku-make	**S**	Shido (1,2,3)	**X**	Hansoku-make direct, excluded from competition

Results

CONTEST 2

	Ukraine	5 - 0			South Korea
Weight Catego	Name	Contest Results			Name
-52 kg	**DOVBYSHCHUK Kseniia**	0 S0 /	0 S0	00:00	
-57 kg	**AVDIEIEVA Kateryna**	1 1 S0 /	0 S0	00:30	LEE Jin Hee
-63 kg	**SHEPELIUK Kateryna**	1 0 S0 /	0 S0	00:13	CHOI Sun Hee
-70 kg	**POGORELOVA Maryna**	1 1 S0 /	0 S0	01:34	HONG Eunmi
+70 kg	**KORNIICHUK Mariia**	0 S0 /	0 S0	00:00	

LEGEND

GS Golden Score **H** Hansoku-make **S** Shido (1,2,3) **X** Hansoku-make direct, excluded from competition

Report Created SAT 22 JUL 2017 09:12

Results

CONTEST 3

	Mongolia	0 - 5		Russia
Weight Catego	Name	Contest Results		Name
-52 kg		0 S0 / 0 S0	00:00	**OORZHAK Chayana**
-57 kg	GANTUMUR Lkhagvasuren	0 S0 / 1 0 S0	01:15	**TIMASHEVA Liana**
-63 kg	BAATAR Oyundelgerekh	0 S0 / 1 1 S0	03:52	**SVINCOVA Elena**
-70 kg		0 S0 / 0 S0	00:00	**TKACHENKO Anna**
+70 kg	MYAGMARSUREN Chimedlkham	0 S0 / 1 0 S0	00:15	**SLEPYSHEVA Mila**

LEGEND

GS Golden Score **H** Hansoku-make **S** Shido (1,2,3) **X** Hansoku-make direct, excluded from competition

Results

Mat 2 - CONTEST 3

Winner

TIMASHEVA Liana (RUS) **by Ippon in 01:15 at Quarter-finals**

beat GANTUMUR Lkhagvasuren (MGL)

Competitors

Colour	Name	NOC	World Rank	Exact Weight
White	GANTUMUR Lkhagvasuren	MGL		0 Kg
Blue	TIMASHEVA Liana	RUS		0 Kg

Scores

Name	NOC	Ippon	Waza-ari	Penalty	Time
GANTUMUR Lkhagvasuren	MGL	0	0	0	01:15
TIMASHEVA Liana	RUS	1	0	0	

Techniques

Time	Score/Penalty	Who
01:15	Ippon	RUS

Outcome

TIMASHEVA Liana (RUS) will continue in the competition in the Semi-finals
GANTUMUR Lkhagvasuren (MGL)

LEGEND

GS Golden Score **H** Hansoku-make **S** Shido (1,2,3) **X** Hansoku-make direct, excluded from competition

Results

Mat 2 - CONTEST 3

Winner

SVINCOVA Elena (RUS) **by Ippon in 03:52 at Quarter-finals**

beat BAATAR Oyundelgerekh (MGL)

Competitors

Colour	Name	NOC	World Rank	Exact Weight
White	BAATAR Oyundelgerekh	MGL		0 Kg
Blue	SVINCOVA Elena	RUS		0 Kg

Scores

Name	NOC	Ippon	Waza-ari	Penalty	Time
BAATAR Oyundelgerekh	MGL	0	0	0	03:52
SVINCOVA Elena	RUS	1	1	0	

Techniques

Time	Score/Penalty	Who
02:42	Waza-Ari	RUS
03:52	Ippon	RUS

Outcome

SVINCOVA Elena (RUS) will continue in the competition in the Semi-finals
BAATAR Oyundelgerekh (MGL)

LEGEND

GS Golden Score **H** Hansoku-make **S** Shido (1,2,3) **X** Hansoku-make direct, excluded from competition

Results

Mat 2 - CONTEST 3

Winner

SLEPYSHEVA Mila (RUS) **by Ippon in 00:15 at Quarter-finals**

beat MYAGMARSUREN Chimedlkham (MGL)

Competitors

Colour	Name	NOC	World Rank	Exact Weight
White	MYAGMARSUREN Chimedlkham	MGL		0 Kg
Blue	SLEPYSHEVA Mila	RUS		0 Kg

Scores

Name	NOC	Ippon	Waza-ari	Penalty	Time
MYAGMARSUREN Chimedlkham	MGL	0	0	0	00:15
SLEPYSHEVA Mila	RUS	1	0	0	

Techniques

Time	Score/Penalty	Who
00:15	Ippon	RUS

Outcome

SLEPYSHEVA Mila (RUS) will continue in the competition in the Semi-finals
MYAGMARSUREN Chimedlkham (MGL)

LEGEND

GS Golden Score **H** Hansoku-make **S** Shido (1,2,3) **X** Hansoku-make direct, excluded from competition

Medallists

As of THU 20 JUL 2017 at 17:17

Medal	Name	NOC
GOLD	ESENBOGA Erkan	TUR - Turkey
SILVER	GEVORGYAN Robert	ARM - Armenia
BRONZE	BODAGHI Mehrdad	IRI - Iran
BRONZE	HAN Myeongjin	KOR - Korea

Draw Sheet

As of THU 20 JUL 2017 at 23:13

Round of 16 | Quarterfinals | Semifinals | Final

ESENBOGA E. TUR
1
STABILE D. ITA

ATABEKOV M. KGZ
2
ATABEKOV M. KGZ

BRYZHAK A. UKR
3
GANLKHAGVA N. MGL

MENDAMA G. CMR
4
BODAGHI M. IRI

GEVORGYAN R. ARM
5
KHAN M. PAK

AMANTAY T. KAZ
6
AMANTAY T. KAZ

KARKUSASHVILI GEO
7
HAN M. KOR

NAZMUTDINOV R. RUS
8

ESENBOGA E. TUR
1S0 - 0S0 04:00
9
ESENBOGA E. TUR
11S0 - 0S0 02:17

BRYZHAK A. UKR
1S0 - 0S0 03:50
10
BRYZHAK A. UKR
5S1 - 1S2 04:00

GEVORGYAN R. ARM
10S1 - 0S2 02:29
11
AMANTAY T. KAZ
10S0 - 0S0 00:30

HAN M. KOR
12S0 - 0S1 01:31
12
NAZMUTDINOV R. RUS
1S1 - 0S1 04:00

ESENBOGA E. TUR
10S0 - 0S0 00:25
21
ESENBOGA Erkan
1S1 - 0S1 04:00

GEVORGYAN R. ARM
1S1 - 0S1 04:00
16

Legend	
nn:	nnPP/ssPP VVV MM:SS GS
ss:	IPP and WAZ for winner
PP:	IPP and WAZ for loser
	Penalties (s1,s2,s3 or H/X for direct Hansoku-Make)
VVV	Winning Technique
MM:SS	Winning Time
GS	Golden Score

CLASSIFICATION	
1	TUR
1 ESENBOGA Erkan	TUR
2	KOR
2 GEVORGYAN Robert	ARM
3	UKR
3 BODAGHI Mehrdad	IRI
3 HAN Myeongjin	KOR
5 BRYZHAK Alim	UKR

Number of Judoka: 13

Repechage

ATABEKOV M. KGZ
BODAGHI M. IRI
13
BODAGHI M. IRI
0S0 - 0S0 00:00
NAZMUTDINOV R. RUS
19
BODAGHI M. IRI
11S0 - 0S0 02:55

AMANTAY T. KAZ
HAN M. KOR
15
HAN M. KOR
0S0 - 0S0 00:00
BRYZHAK A. UKR
20
HAN M. KOR
11S1 - 0S0 01:37

Bronze Contests

Results

Mat 1 - CONTEST 21

Winner

ESENBOGA Erkan (TUR) **by Ippon in 04:00 at Gold-medal Contest**

beat GEVORGYAN Robert (ARM)

Competitors

Colour	Name	NOC	World Rank	Exact Weight
White	ESENBOGA Erkan	TUR		0 Kg
Blue	GEVORGYAN Robert	ARM		0 Kg

Scores

Name	NOC	Ippon	Waza-ari	Penalty	Time
ESENBOGA Erkan	TUR	0	1	S1	04:00
GEVORGYAN Robert	ARM	0	0	S1	

Techniques

Time	Score/Penalty	Who
01:24	Shido	ARM
03:26	Waza-Ari	TUR
03:41	Shido	TUR

Outcome

ESENBOGA Erkan (TUR)	Will be awarded Gold Medal
GEVORGYAN Robert (ARM)	Will be awarded Silver Medal

LEGEND

GS Golden Score **H** Hansoku-make **S** Shido (1,2,3) **X** Hansoku-make direct, excluded from competition

Report Created THU 20 JUL 2017 16:49

Results

Mat 1 - CONTEST

Winner

ESENBOGA Erkan (TUR) **by Ippon in 00:25 at Semi-finals**

beat BRYZHAK Alim (UKR)

Competitors

Colour	Name	NOC	World Rank	Exact Weight
White	ESENBOGA Erkan	TUR		0 Kg
Blue	BRYZHAK Alim	UKR		0 Kg

Scores

Name	NOC	Ippon	Waza-ari	Penalty	Time
ESENBOGA Erkan	TUR	1	0	0	00:25
BRYZHAK Alim	UKR	0	0	0	

Techniques

Time	Score/Penalty	Who
00:25	Ippon	TUR

Outcome

ESENBOGA Erkan (TUR) will continue in the competition in the Gold-medal Contest
BRYZHAK Alim (UKR)

LEGEND

GS Golden Score **H** Hansoku-make **S** Shido (1,2,3) **X** Hansoku-make direct, excluded from competition

Results

Mat 1 - CONTEST 16

Winner

GEVORGYAN Robert (ARM) **by Waza-Ari Score in 04:00 at Semi-finals**

beat NAZMUTDINOV Rustem (RUS)

Competitors

Colour	Name	NOC	World Rank	Exact Weight
White	GEVORGYAN Robert	ARM		0 Kg
Blue	NAZMUTDINOV Rustem	RUS		0 Kg

Scores

Name	NOC	Ippon	Waza-ari	Penalty	Time
GEVORGYAN Robert	ARM	0	1	S1	04:00
NAZMUTDINOV Rustem	RUS	0	0	S1	

Techniques

Time	Score/Penalty	Who
00:50	Waza-Ari	ARM
01:30	Shido	ARM
02:02	Shido	RUS

Outcome

GEVORGYAN Robert (ARM) will continue in the competition in the Gold-medal Contest
NAZMUTDINOV Rustem (RUS)

LEGEND

GS Golden Score **H** Hansoku-make **S** Shido (1,2,3) **X** Hansoku-make direct, excluded from competition

Report Created THU 20 JUL 2017 13:08

Results

Mat 1 - CONTEST 19

Winner

BODAGHI Mehrdad (IRI) **by Ippon in 02:55 at Bronze-medal Contest**

beat NAZMUTDINOV Rustem (RUS)

Competitors

Colour	Name	NOC	World Rank	Exact Weight
White	BODAGHI Mehrdad	IRI		0 Kg
Blue	NAZMUTDINOV Rustem	RUS		0 Kg

Scores

Name	NOC	Ippon	Waza-ari	Penalty	Time
BODAGHI Mehrdad	IRI	1	1	0	02:55
NAZMUTDINOV Rustem	RUS	0	0	0	

Techniques

Time	Score/Penalty	Who
02:05	Waza-Ari	IRI
02:55	Ippon	IRI

Outcome

BODAGHI Mehrdad (IRI)	Will be awarded Bronze Medal
NAZMUTDINOV Rustem (RUS)	Will be awarded 5th place

LEGEND

GS Golden Score **H** Hansoku-make **S** Shido (1,2,3) **X** Hansoku-make direct, excluded from competition

Report Created THU 20 JUL 2017 16:37

Results

Mat 2 - CONTEST 20

Winner

HAN Myeongjin (KOR) **by Ippon in 01:37 at Bronze-medal Contest**

beat BRYZHAK Alim (UKR)

Competitors

Colour	Name	NOC	World Rank	Exact Weight
White	HAN Myeongjin	KOR		0 Kg
Blue	BRYZHAK Alim	UKR		0 Kg

Scores

Name	NOC	Ippon	Waza-ari	Penalty	Time
HAN Myeongjin	KOR	1	1	S1	01:37
BRYZHAK Alim	UKR	0	0	0	

Techniques

Time	Score/Penalty	Who
00:30	Waza-Ari	KOR
01:29	Shido	KOR
01:36	Ippon	KOR

Outcome

HAN Myeongjin (KOR)	Will be awarded Bronze Medal
BRYZHAK Alim (UKR)	Will be awarded 5th place

LEGEND

GS Golden Score **H** Hansoku-make **S** Shido (1,2,3) **X** Hansoku-make direct, excluded from competition

Report Created THU 20 JUL 2017 16:36

Results

Mat 1 - CONTEST 12

Winner

NAZMUTDINOV Rustem (RUS) **by Waza-Ari Score in 04:00 at Quarter-finals**

beat HAN Myeongjin (KOR)

Competitors

Colour	Name	NOC	World Rank	Exact Weight
White	HAN Myeongjin	KOR		0 Kg
Blue	NAZMUTDINOV Rustem	RUS		0 Kg

Scores

Name	NOC	Ippon	Waza-ari	Penalty	Time
HAN Myeongjin	KOR	0	0	S1	04:00
NAZMUTDINOV Rustem	RUS	0	1	S1	

Techniques

Time	Score/Penalty	Who
01:55	Shido	RUS
02:09	Shido	KOR
04:00	Waza-Ari	RUS

Outcome

NAZMUTDINOV Rustem (RUS) will continue in the competition in the Semi-finals
HAN Myeongjin (KOR)

LEGEND

GS Golden Score **H** Hansoku-make **S** Shido (1,2,3) **X** Hansoku-make direct, excluded from competition

Report Created THU 20 JUL 2017 12:46

Medallists

As of THU 20 JUL 2017 at 17:17

Medal	Name	NOC
GOLD	ASKEROV Ruslan Maximovich	RUS - Russia
SILVER	KANAPIYANOV Shayakhmet	KAZ - Kazakhstan
BRONZE	MOZYREV Vladyslav	UKR - Ukraine
BRONZE	WESTERHOF Albert	NED - Netherlands

Draw Sheet

As of THU 20 JUL 2017 at 23:21

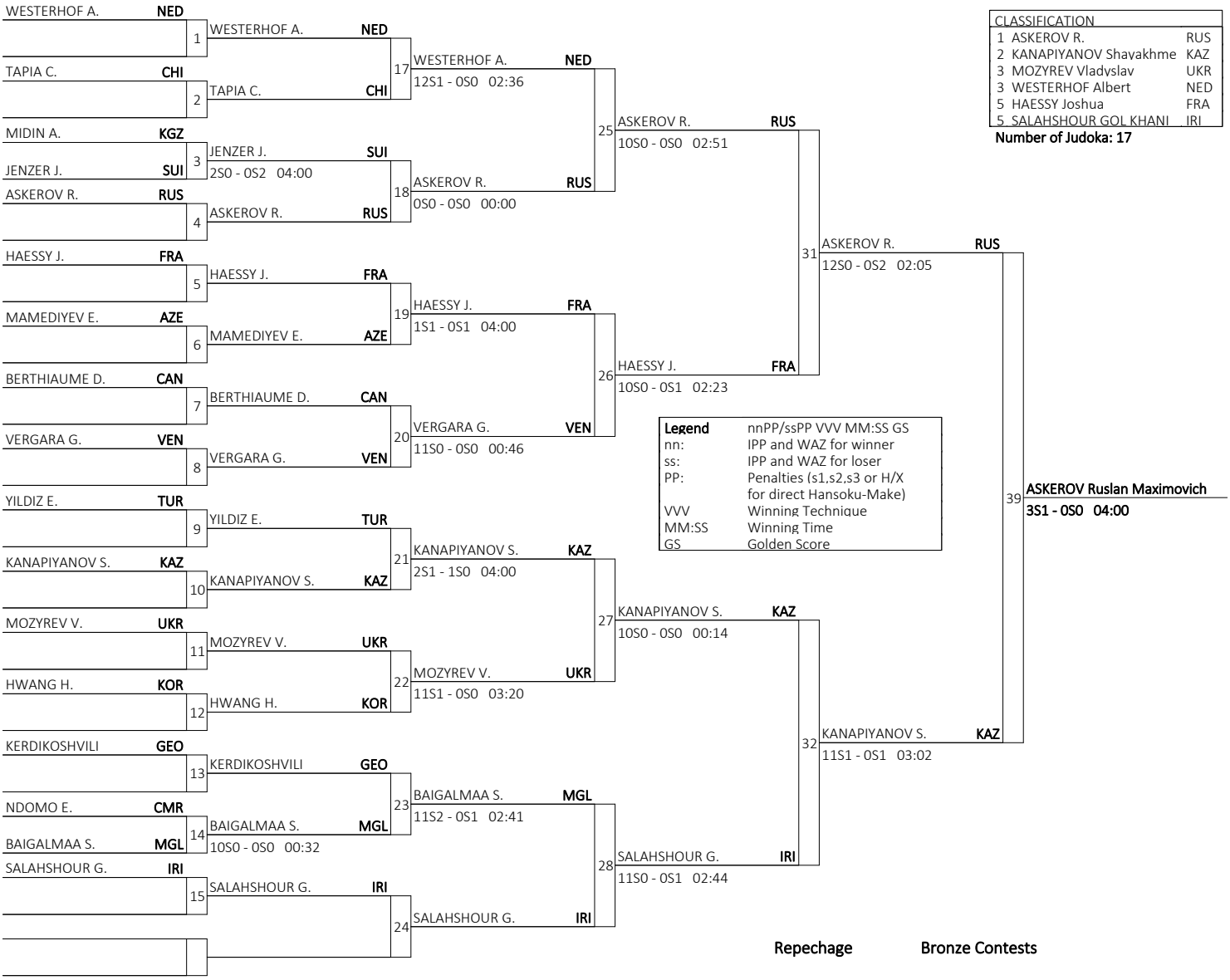

CLASSIFICATION	
1 ASKEROV R.	RUS
2 KANAPIYANOV Shavakhme	KAZ
3 MOZYREV Vladyslav	UKR
3 WESTERHOF Albert	NED
5 HAESSY Joshua	FRA
5 SALAHSHOUR GOL KHANI	IRI

Number of Judoka: 17

Legend	nnPP/ssPP VVV MM:SS GS
nn:	IPP and WAZ for winner
ss:	IPP and WAZ for loser
PP:	Penalties (s1,s2,s3 or H/X for direct Hansoku-Make)
VVV	Winning Technique
MM:SS	Winning Time
GS	Golden Score

Repechage

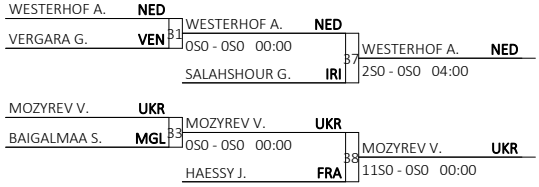

Bronze Contests

Results

Mat 0 - CONTEST 39

Winner

ASKEROV Ruslan Maximovich (RUS) **by Waza-Ari Score in 04:00 at Gold-medal Contest**

beat KANAPIYANOV Shayakhmet (KAZ)

Competitors

Colour	Name	NOC	World Rank	Exact Weight
White	ASKEROV Ruslan Maximovich	RUS		0 Kg
Blue	KANAPIYANOV Shayakhmet	KAZ		0 Kg

Scores

Name	NOC	Ippon	Waza-ari	Penalty	Time
ASKEROV Ruslan Maximovich	RUS	0	3	S1	04:00
KANAPIYANOV Shayakhmet	KAZ	0	0	0	

Techniques

Time	Score/Penalty	Who
00:55	Waza-Ari	RUS
02:11	Shido	RUS
03:32	Waza-Ari	RUS
03:44	Waza-Ari	RUS

Outcome

ASKEROV Ruslan Maximovich (RUS)	Will be awarded Gold Medal
KANAPIYANOV Shayakhmet (KAZ)	Will be awarded Silver Medal

LEGEND

GS Golden Score **H** Hansoku-make **S** Shido (1,2,3) **X** Hansoku-make direct, excluded from competition

Report Created TUE 1 AUG 2017 13:06

Results

Mat 2 - CONTEST 31

Winner

ASKEROV Ruslan Maximovich (RUS) **by Ippon in 02:05 at Semi-finals**

beat HAESSY Joshua (FRA)

Competitors

Colour	Name	NOC	World Rank	Exact Weight
White	ASKEROV Ruslan Maximovich	RUS		0 Kg
Blue	HAESSY Joshua	FRA		0 Kg

Scores

Name	NOC	Ippon	Waza-ari	Penalty	Time
ASKEROV Ruslan Maximovich	RUS	1	2	0	02:05
HAESSY Joshua	FRA	0	0	S2	

Techniques

Time	Score/Penalty	Who
00:24	Shido	FRA
01:36	Waza-Ari	RUS
01:39	Shido	FRA
01:52	Waza-Ari	RUS
02:05	Ippon	RUS

Outcome

ASKEROV Ruslan Maximovich (RUS)	will continue in the competition in the Gold-medal Contest
HAESSY Joshua (FRA)	is out of the competition, ranked 5th

LEGEND

GS Golden Score **H** Hansoku-make **S** Shido (1,2,3) **X** Hansoku-make direct, excluded from competition

Report Created THU 20 JUL 2017 12:57

Results

Mat 2 - CONTEST 32

Winner

KANAPIYANOV Shayakhmet (KAZ) **by Ippon in 03:02 at Semi-finals**

beat SALAHSHOUR GOL KHANI Ali (IRI)

Competitors

Colour	Name	NOC	World Rank	Exact Weight
White	KANAPIYANOV Shayakhmet	KAZ		0 Kg
Blue	SALAHSHOUR GOL KHANI Ali	IRI		0 Kg

Scores

Name	NOC	Ippon	Waza-ari	Penalty	Time
KANAPIYANOV Shayakhmet	KAZ	1	1	S1	03:02
SALAHSHOUR GOL KHANI Ali	IRI	0	0	S1	

Techniques

Time	Score/Penalty	Who
00:45	Shido	IRI
01:24	Waza-Ari	KAZ
02:07	Shido	KAZ
03:01	Ippon	KAZ

Outcome

KANAPIYANOV Shayakhmet (KAZ)	will continue in the competition in the Gold-medal Contest
SALAHSHOUR GOL KHANI Ali (IRI)	is out of the competition, ranked 5th

LEGEND

GS Golden Score **H** Hansoku-make **S** Shido (1,2,3) **X** Hansoku-make direct, excluded from competition

Report Created THU 20 JUL 2017 13:06

Results

Mat 1 - CONTEST 37

Winner

WESTERHOF Albert (NED) **by Waza-Ari Score in 04:00 at Bronze-medal Contest**

beat SALAHSHOUR GOL KHANI Ali (IRI)

Competitors

Colour	Name	NOC	World Rank	Exact Weight
White	WESTERHOF Albert	NED		0 Kg
Blue	SALAHSHOUR GOL KHANI Ali	IRI		0 Kg

Scores

Name	NOC	Ippon	Waza-ari	Penalty	Time
WESTERHOF Albert	NED	0	2	0	04:00
SALAHSHOUR GOL KHANI Ali	IRI	0	0	0	

Techniques

Time	Score/Penalty	Who
01:01	Waza-Ari	NED
01:50	Waza-Ari	NED

Outcome

WESTERHOF Albert (NED)	Will be awarded Bronze Medal
SALAHSHOUR GOL KHANI Ali (IRI)	Will be awarded 5th place

LEGEND

GS Golden Score **H** Hansoku-make **S** Shido (1,2,3) **X** Hansoku-make direct, excluded from competition

Results

Mat 2 - CONTEST 38

Winner

MOZYREV Vladyslav (UKR) **by Ippon in 00:57 at Bronze-medal Contest**

beat HAESSY Joshua (FRA)

Competitors

Colour	Name	NOC	World Rank	Exact Weight
White	MOZYREV Vladyslav	UKR		0 Kg
Blue	HAESSY Joshua	FRA		0 Kg

Scores

Name	NOC	Ippon	Waza-ari	Penalty	Time
MOZYREV Vladyslav	UKR	1	1	0	00:57
HAESSY Joshua	FRA	0	0	0	

Techniques

Time	Score/Penalty	Who
00:46	Waza-Ari	UKR
00:57	Ippon	UKR

Outcome

MOZYREV Vladyslav (UKR)	Will be awarded Bronze Medal
HAESSY Joshua (FRA)	Will be awarded 5th place

LEGEND

GS Golden Score **H** Hansoku-make **S** Shido (1,2,3) **X** Hansoku-make direct, excluded from competition

Report Created THU 20 JUL 2017 17:08

Results

Mat 2 - CONTEST 25

Winner

ASKEROV Ruslan Maximovich (RUS) **by Ippon in 02:51 at Quarter-finals**

beat WESTERHOF Albert (NED)

Competitors

Colour	Name	NOC	World Rank	Exact Weight
White	WESTERHOF Albert	NED		0 Kg
Blue	ASKEROV Ruslan Maximovich	RUS		0 Kg

Scores

Name	NOC	Ippon	Waza-ari	Penalty	Time
WESTERHOF Albert	NED	0	0	0	02:51
ASKEROV Ruslan Maximovich	RUS	1	0	0	

Techniques

Time	Score/Penalty	Who
02:51	Ippon	RUS

Outcome

ASKEROV Ruslan Maximovich (RUS)	will continue in the competition in the Semi-finals
WESTERHOF Albert (NED)	is out of the competition, ranked 3rd

LEGEND

GS Golden Score **H** Hansoku-make **S** Shido (1,2,3) **X** Hansoku-make direct, excluded from competition

Results

Mat 2 - CONTEST 18

Winner

ASKEROV Ruslan Maximovich (RUS) **by Ippon in 00:00 at Round of 16**

beat JENZER Jonas (SUI)

Competitors

Colour	Name	NOC	World Rank	Exact Weight
White	JENZER Jonas	SUI		0 Kg
Blue	ASKEROV Ruslan Maximovich	RUS		0 Kg

Scores

Name	NOC	Ippon	Waza-ari	Penalty	Time
JENZER Jonas	SUI	0	0	0	00:00
ASKEROV Ruslan Maximovich	RUS	0	0	0	

Outcome

ASKEROV Ruslan Maximovich (RUS) will continue in the competition in the Quarter-finals
JENZER Jonas (SUI)

LEGEND

GS Golden Score **H** Hansoku-make **S** Shido (1,2,3) **X** Hansoku-make direct, excluded from competition

Report Created THU 20 JUL 2017 11:58

Medallists

As of THU 20 JUL 2017 at 17:35

Medal	Name	NOC
GOLD	SHERETOV Dmytro	UKR - Ukraine
SILVER	BELYAEV Sergey Yuryevich	RUS - Russia
BRONZE	BADAMSAMBUU Munkh-Orgil	MGL - Mongolia
BRONZE	BRASSE Camille	FRA - France

Draw Sheet

As of THU 20 JUL 2017 at 23:27

Round of 16 | Quarterfinals | Semifinals | Final

BRASSE C. FRA
HEREDIA F. VEN
SHERETOV D. UKR
DE SAEDELEER S. BEL
LAMA S. NEP
GOJAYEV E. AZE
FANSI F. CMR
BADAMSAMBUU M. MGL
TUGELBAYEV A. KAZ
BELYAEV S. RUS
SEVINC A. TUR
MACHADO J. POR
BYEON J. KOR
DEHGHAN G. IRI
STANOYCHEV X. BUL

1 BRASSE C. FRA
2 SHERETOV D. UKR — 10S0 - 0S0 01:17
3 DE SAEDELEER S. BEL — 10S0 - 0S0 00:28
4 GOJAYEV E. AZE — 10S0 - 0S0 00:02
5 BADAMSAMBUU M. MGL — 11S0 - 0S1 03:40
6 BELYAEV S. RUS — 10S0 - 0S0 01:21
7 BYEON J. KOR — 3S0 - 0S2 04:00
8 DEHGHAN G. IRI — 10S1 - 0S1 02:27

9 SHERETOV D. UKR — 3S2 - 0S0 04:00
10 DE SAEDELEER S. BEL — 11S0 - 0S1 02:16
11 BELYAEV S. RUS — 2S0 - 0S1 04:00
12 BYEON J. KOR — 1S2 - 0S2 04:00

15 SHERETOV D. UKR — 10S0 - 0S0 01:59
16 BELYAEV S. RUS — 10S0 - 0S0 00:52

29 **SHERETOV Dmytro** — 1S1 - 0S0 04:00

CLASSIFICATION		
1	SHERETOV Dmytro	UKR
2	BELYAEV Sergey Yuryevich	RUS
3	BADAMSAMBUU Munkh-O	MGL
3	BRASSE Camille	FRA
5	BYEON Jinsub	KOR
5	DE SAEDELEER Kevin	BEL

Number of Judoka: 15

Legend	nnPP/ssPP VVV MM:SS GS
nn:	IPP and WAZ for winner
ss:	IPP and WAZ for loser
PP:	Penalties (s1,s2,s3 or H/X for direct Hansoku-Make)
VVV	Winning Technique
MM:SS	Winning Time
GS	Golden Score

Repechage

BRASSE C. FRA
GOJAYEV E. AZE — 13 BRASSE C. FRA — 10S0 - 0S0 00:41
BYEON J. KOR — 27 BRASSE C. FRA — 10S0 - 0S2 01:23

BADAMSAMBUU M MGL
DEHGHAN G. IRI — 14 BADAMSAMBUU M MGL — 11S0 - 0S0 01:08
DE SAEDELEER S. BEL — 28 BADAMSAMBUU M MGL — 10S0 - 0S0 00:00

Bronze Contests

Results

Mat 0 - CONTEST 29

Winner

SHERETOV Dmytro (UKR) **by Waza-Ari Score in 04:00 at Gold-medal Contest**

beat BELYAEV Sergey Yuryevich (RUS)

Competitors

Colour	Name	NOC	World Rank	Exact Weight
White	SHERETOV Dmytro	UKR		0 Kg
Blue	BELYAEV Sergey Yuryevich	RUS		0 Kg

Scores

Name	NOC	Ippon	Waza-ari	Penalty	Time
SHERETOV Dmytro	UKR	0	1	S1	04:00
BELYAEV Sergey Yuryevich	RUS	0	0	0	

Techniques

Time	Score/Penalty	Who
00:34	Waza-Ari	UKR
01:23	Shido	UKR

Outcome

SHERETOV Dmytro (UKR)	Will be awarded Gold Medal
BELYAEV Sergey Yuryevich (RUS)	Will be awarded Silver Medal

LEGEND

GS Golden Score **H** Hansoku-make **S** Shido (1,2,3) **X** Hansoku-make direct, excluded from competition

GENÇLİK VE SPOR BAKANLIĞI · TÜRKİYE MİLLİ OLİMPİYAT KOMİTESİ · T.C. SAMSUN VALİLİĞİ · SAMSUN BÜYÜKŞEHİR BELEDİYESİ · ONDOKUZ MAYIS ÜNİVERSİTESİ · KRONOS · DEAFLYMPICS

Results

Mat 1 - CONTEST 15

Winner

SHERETOV Dmytro (UKR) **by Ippon in 01:59 at Semi-finals**

beat DE SAEDELEER Kevin (BEL)

Competitors

Colour	Name	NOC	World Rank	Exact Weight
White	SHERETOV Dmytro	UKR		0 Kg
Blue	DE SAEDELEER Kevin	BEL		0 Kg

Scores

Name	NOC	Ippon	Waza-ari	Penalty	Time
SHERETOV Dmytro	UKR	1	0	0	01:59
DE SAEDELEER Kevin	BEL	0	0	0	

Techniques

Time	Score/Penalty	Who
01:59	Ippon	UKR
01:59	Ippon	UKR

Outcome

SHERETOV Dmytro (UKR) will continue in the competition in the Gold-medal Contest
DE SAEDELEER Kevin (BEL)

LEGEND

GS Golden Score **H** Hansoku-make **S** Shido (1,2,3) **X** Hansoku-make direct, excluded from competition

Report Created THU 20 JUL 2017 15:04

Results

Mat 1 - CONTEST 16

Winner

BELYAEV Sergey Yuryevich (RUS) **by Ippon in 00:52 at Semi-finals**

beat BYEON Jinsub (KOR)

Competitors

Colour	Name	NOC	World Rank	Exact Weight
White	BELYAEV Sergey Yuryevich	RUS		0 Kg
Blue	BYEON Jinsub	KOR		0 Kg

Scores

Name	NOC	Ippon	Waza-ari	Penalty	Time
BELYAEV Sergey Yuryevich	RUS	1	0	0	00:52
BYEON Jinsub	KOR	0	0	0	

Techniques

Time	Score/Penalty	Who
00:52	Ippon	RUS

Outcome

BELYAEV Sergey Yuryevich (RUS) will continue in the competition in the Gold-medal Contest
BYEON Jinsub (KOR)

LEGEND

GS Golden Score **H** Hansoku-make **S** Shido (1,2,3) **X** Hansoku-make direct, excluded from competition

Report Created THU 20 JUL 2017 15:15

Results

Mat 2 - CONTEST 27

Winner

BRASSE Camille (FRA) **by Ippon in 01:23 at Bronze-medal Contest**

beat BYEON Jinsub (KOR)

Competitors

Colour	Name	NOC	World Rank	Exact Weight
White	BRASSE Camille	FRA		0 Kg
Blue	BYEON Jinsub	KOR		0 Kg

Scores

Name	NOC	Ippon	Waza-ari	Penalty	Time
BRASSE Camille	FRA	1	0	0	01:23
BYEON Jinsub	KOR	0	0	S2	

Techniques

Time	Score/Penalty	Who
00:33	Shido	KOR
01:06	Shido	KOR
01:23	Ippon	FRA

Outcome

BRASSE Camille (FRA)	Will be awarded Bronze Medal
BYEON Jinsub (KOR)	Will be awarded 5th place

LEGEND

GS Golden Score **H** Hansoku-make **S** Shido (1,2,3) **X** Hansoku-make direct, excluded from competition

Report Created SAT 22 JUL 2017 16:43

Results

Mat 0 - CONTEST 28

Winner

BADAMSAMBUU Munkh-Orgil (MGL) **by Ippon in 00:00 at Bronze-medal Contest**

beat DE SAEDELEER Kevin (BEL)

Competitors

Colour	Name	NOC	World Rank	Exact Weight
White	BADAMSAMBUU Munkh-Orgil	MGL		0 Kg
Blue	DE SAEDELEER Kevin	BEL		0 Kg

Scores

Name	NOC	Ippon	Waza-ari	Penalty	Time
BADAMSAMBUU Munkh-Orgil	MGL	1	0	0	00:00
DE SAEDELEER Kevin	BEL	0	0	0	

Techniques

Time	Score/Penalty	Who
00:00	Ippon	MGL

Outcome

BADAMSAMBUU Munkh-Orgil (MGL)	Will be awarded Bronze Medal
DE SAEDELEER Kevin (BEL)	Will be awarded 5th place

LEGEND

GS Golden Score **H** Hansoku-make **S** Shido (1,2,3) **X** Hansoku-make direct, excluded from competition

Report Created TUE 1 AUG 2017 13:09

Results

Mat 1 - CONTEST 11

Winner

BELYAEV Sergey Yuryevich (RUS) **by Waza-Ari Score in 04:00 at Quarter-finals**

beat BADAMSAMBUU Munkh-Orgil (MGL)

Competitors

Colour	Name	NOC	World Rank	Exact Weight
White	BADAMSAMBUU Munkh-Orgil	MGL		0 Kg
Blue	BELYAEV Sergey Yuryevich	RUS		0 Kg

Scores

Name	NOC	Ippon	Waza-ari	Penalty	Time
BADAMSAMBUU Munkh-Orgil	MGL	0	0	S1	04:00
BELYAEV Sergey Yuryevich	RUS	0	2	0	

Techniques

Time	Score/Penalty	Who
00:49	Shido	MGL
03:51	Waza-Ari	RUS
03:58	Waza-Ari	RUS

Outcome

BELYAEV Sergey Yuryevich (RUS) will continue in the competition in the Semi-finals
BADAMSAMBUU Munkh-Orgil (MGL)

LEGEND

GS Golden Score **H** Hansoku-make **S** Shido (1,2,3) **X** Hansoku-make direct, excluded from competition

Report Created THU 20 JUL 2017 14:51

Results

Mat 1 - CONTEST 6

Winner

BELYAEV Sergey Yuryevich (RUS) **by Ippon in 01:21 at Round of 16**

beat SEVINC Abdullah (TUR)

Competitors

Colour	Name	NOC	World Rank	Exact Weight
White	BELYAEV Sergey Yuryevich	RUS		0 Kg
Blue	SEVINC Abdullah	TUR		0 Kg

Scores

Name	NOC	Ippon	Waza-ari	Penalty	Time
BELYAEV Sergey Yuryevich	RUS	1	0	0	01:21
SEVINC Abdullah	TUR	0	0	0	

Techniques

Time	Score/Penalty	Who
01:21	Ippon	RUS

Outcome

BELYAEV Sergey Yuryevich (RUS) will continue in the competition in the Quarter-finals
SEVINC Abdullah (TUR)

LEGEND

GS Golden Score **H** Hansoku-make **S** Shido (1,2,3) **X** Hansoku-make direct, excluded from competition

Report Created THU 20 JUL 2017 14:24

Medallists

As of FRI 21 JUL 2017 at 16:19

Medal	Name	NOC
GOLD	KIM Minseok	KOR - Korea
SILVER	BEDANOKOV Zaur Bayzetovich	RUS - Russia
BRONZE	BAYANMUNKH Navaanjamis	MGL - Mongolia
BRONZE	JONARD Cyril	FRA - France

Draw Sheet

As of FRI 21 JUL 2017 at 18:29

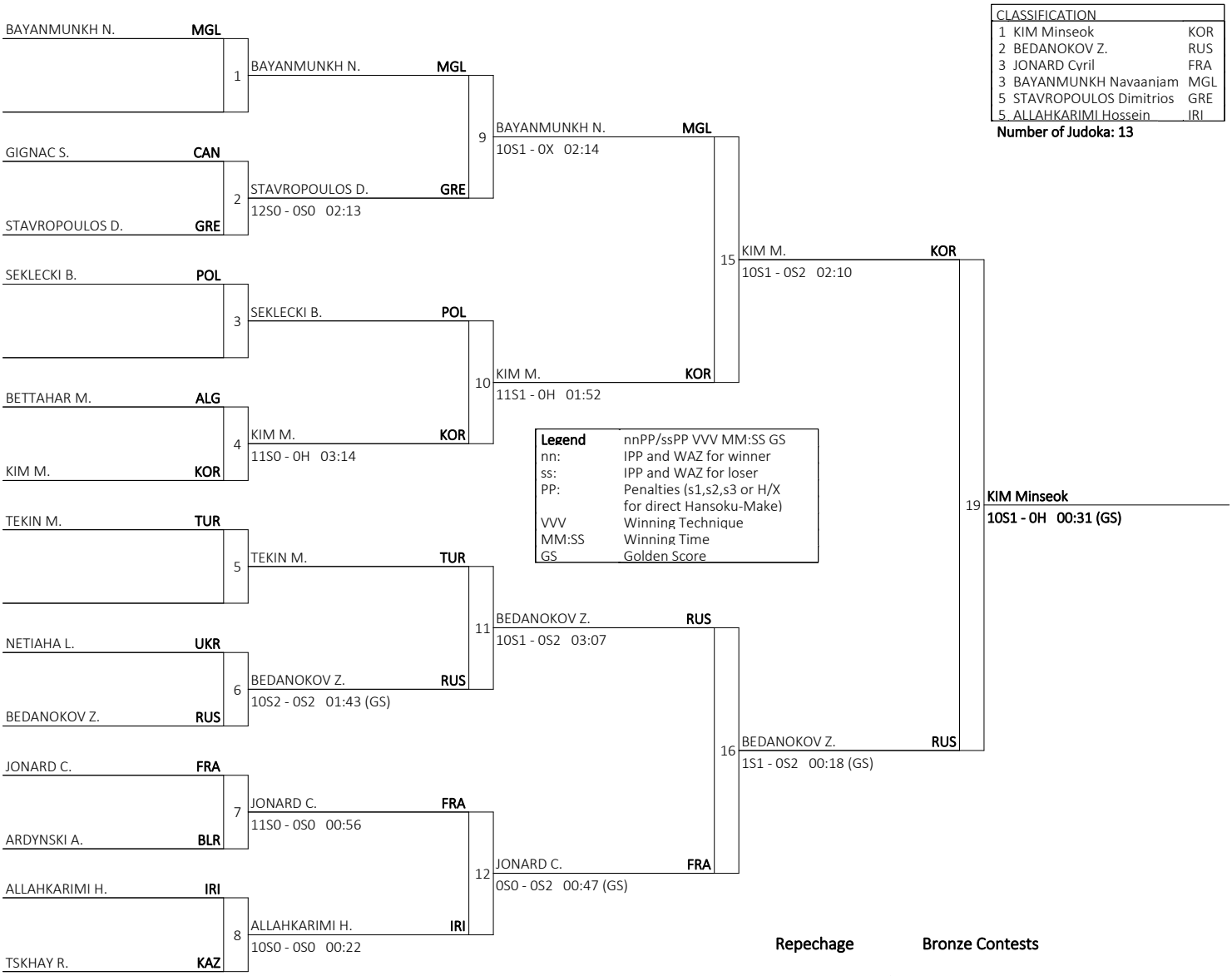

Results

Mat 1 - CONTEST 19

Winner

KIM Minseok (KOR) **by Hansoku-Make Disqual in 00:31 (GS) at Gold-medal Contest**

beat BEDANOKOV Zaur Bayzetovich (RUS)

Competitors

Colour	Name	NOC	World Rank	Exact Weight
White	KIM Minseok	KOR		0 Kg
Blue	BEDANOKOV Zaur Bayzetovich	RUS		0 Kg

Scores

Name	NOC	Ippon	Waza-ari	Penalty	Time
KIM Minseok	KOR	1	0	S1	00:31
BEDANOKOV Zaur Bayzetovich	RUS	0	0	H	

Techniques

Time	Score/Penalty	Who
00:30	Shido	RUS
00:30	Shido	KOR
02:09	Shido	RUS
00:31 (GS)	Shido	RUS

Outcome

KIM Minseok (KOR)	Will be awarded Gold Medal
BEDANOKOV Zaur Bayzetovich (RUS)	Will be awarded Silver Medal

LEGEND

GS Golden Score **H** Hansoku-make **S** Shido (1,2,3) **X** Hansoku-make direct, excluded from competition

Report Created FRI 21 JUL 2017 16:27

Results

Mat 1 - CONTEST 15

Winner

KIM Minseok (KOR) **by Ippon in 02:10 at Semi-finals**

beat BAYANMUNKH Navaanjamis (MGL)

Competitors

Colour	Name	NOC	World Rank	Exact Weight
White	BAYANMUNKH Navaanjamis	MGL		0 Kg
Blue	KIM Minseok	KOR		0 Kg

Scores

Name	NOC	Ippon	Waza-ari	Penalty	Time
BAYANMUNKH Navaanjamis	MGL	0	0	S2	02:10
KIM Minseok	KOR	1	0	S1	

Techniques

Time	Score/Penalty	Who
00:53	Shido	MGL
01:24	Shido	MGL
01:24	Shido	KOR
02:10	Ippon	KOR

Outcome

KIM Minseok (KOR) will continue in the competition in the Gold-medal Contest
BAYANMUNKH Navaanjamis (MGL)

LEGEND

GS Golden Score **H** Hansoku-make **S** Shido (1,2,3) **X** Hansoku-make direct, excluded from competition

Report Created FRI 21 JUL 2017 12:30

Results

Mat 1 - CONTEST 16

Winner

BEDANOKOV Zaur Bayzetovich (RUS) **by Waza-Ari Score in 00:18 (GS) at Semi-finals**

beat JONARD Cyril (FRA)

Competitors

Colour	Name	NOC	World Rank	Exact Weight
White	BEDANOKOV Zaur Bayzetovich	RUS		0 Kg
Blue	JONARD Cyril	FRA		0 Kg

Scores

Name	NOC	Ippon	Waza-ari	Penalty	Time
BEDANOKOV Zaur Bayzetovich	RUS	0	1	S1	00:18
JONARD Cyril	FRA	0	0	S2	

Techniques

Time	Score/Penalty	Who
01:24	Shido	FRA
01:56	Shido	RUS
02:55	Shido	FRA
00:18 (GS)	Waza-Ari	RUS

Outcome

BEDANOKOV Zaur Bayzetovich (RUS) will continue in the competition in the Gold-medal Contest
JONARD Cyril (FRA)

LEGEND

GS Golden Score **H** Hansoku-make **S** Shido (1,2,3) **X** Hansoku-make direct, excluded from competition

Report Created FRI 21 JUL 2017 12:46

Results

Mat 1 - CONTEST 17

Winner

JONARD Cyril (FRA) **by Ippon in 01:49 at Bronze-medal Contest**

beat STAVROPOULOS Dimitrios (GRE)

Competitors

Colour	Name	NOC	World Rank	Exact Weight
White	STAVROPOULOS Dimitrios	GRE		0 Kg
Blue	JONARD Cyril	FRA		0 Kg

Scores

Name	NOC	Ippon	Waza-ari	Penalty	Time
STAVROPOULOS Dimitrios	GRE	0	0	0	01:49
JONARD Cyril	FRA	1	1	0	

Techniques

Time	Score/Penalty	Who
01:27	Waza-Ari	FRA
01:49	Ippon	FRA

Outcome

JONARD Cyril (FRA)	Will be awarded Bronze Medal
STAVROPOULOS Dimitrios (GRE)	Will be awarded 5th place

LEGEND

GS Golden Score **H** Hansoku-make **S** Shido (1,2,3) **X** Hansoku-make direct, excluded from competition

Results

Mat 2 - CONTEST 18

Winner

BAYANMUNKH Navaanjamis (MGL) **by Ippon in 00:40 at Bronze-medal Contest**

beat ALLAHKARIMI Hossein (IRI)

Competitors

Colour	Name	NOC	World Rank	Exact Weight
White	ALLAHKARIMI Hossein	IRI		0 Kg
Blue	BAYANMUNKH Navaanjamis	MGL		0 Kg

Scores

Name	NOC	Ippon	Waza-ari	Penalty	Time
ALLAHKARIMI Hossein	IRI	0	0	0	00:40
BAYANMUNKH Navaanjamis	MGL	1	1	0	

Techniques

Time	Score/Penalty	Who
00:34	Waza-Ari	MGL
00:40	Ippon	MGL

Outcome

BAYANMUNKH Navaanjamis (MGL)	Will be awarded Bronze Medal
ALLAHKARIMI Hossein (IRI)	Will be awarded 5th place

LEGEND

GS Golden Score **H** Hansoku-make **S** Shido (1,2,3) **X** Hansoku-make direct, excluded from competition

Report Created FRI 21 JUL 2017 16:40

Results

Mat 1 - CONTEST 11

Winner

BEDANOKOV Zaur Bayzetovich (RUS) **by Ippon in 03:07 at Quarter-finals**

beat TEKIN Metin (TUR)

Competitors

Colour	Name	NOC	World Rank	Exact Weight
White	TEKIN Metin	TUR		0 Kg
Blue	BEDANOKOV Zaur Bayzetovich	RUS		0 Kg

Scores

Name	NOC	Ippon	Waza-ari	Penalty	Time
TEKIN Metin	TUR	0	0	S2	03:07
BEDANOKOV Zaur Bayzetovich	RUS	1	0	S1	

Techniques

Time	Score/Penalty	Who
00:30	Shido	TUR
00:49	Shido	TUR
02:44	Shido	RUS
03:47	Ippon	RUS

Outcome

BEDANOKOV Zaur Bayzetovich (RUS) will continue in the competition in the Semi-finals
TEKIN Metin (TUR)

LEGEND

GS Golden Score **H** Hansoku-make **S** Shido (1,2,3) **X** Hansoku-make direct, excluded from competition

Report Created FRI 21 JUL 2017 11:38

Results

Mat 1 - CONTEST 6

Winner

BEDANOKOV Zaur Bayzetovich (RUS) **by Ippon in 01:43 (GS) at Round of 16**

beat NETIAHA Luka (UKR)

Competitors

Colour	Name	NOC	World Rank	Exact Weight
White	NETIAHA Luka	UKR		0 Kg
Blue	BEDANOKOV Zaur Bayzetovich	RUS		0 Kg

Scores

Name	NOC	Ippon	Waza-ari	Penalty	Time
NETIAHA Luka	UKR	0	0	S2	01:43
BEDANOKOV Zaur Bayzetovich	RUS	1	0	S2	

Techniques

Time	Score/Penalty	Who
01:09	Shido	UKR
02:17	Shido	UKR
03:11	Shido	RUS
03:32	Shido	RUS
01:43 (GS)	Ippon	RUS

Outcome

BEDANOKOV Zaur Bayzetovich (RUS) will continue in the competition in the Quarter-finals
NETIAHA Luka (UKR)

LEGEND

GS Golden Score **H** Hansoku-make **S** Shido (1,2,3) **X** Hansoku-make direct, excluded from competition

Report Created FRI 21 JUL 2017 10:40

Medallists

As of FRI 21 JUL 2017 at 16:40

Medal	Name	NOC
GOLD	KADYROV Rinat Gayazovich	RUS - Russia
SILVER	YANG Jungmu	KOR - Korea
BRONZE	FERNANDES Alexandre Soares	BRA - Brazil
BRONZE	REPIQUET Arthur	FRA - France

Draw Sheet

As of FRI 21 JUL 2017 at 18:30

Round of 16	Quarterfinals	Semifinals	Final

FERNANDES A. BRA — 1 — FERNANDES A. BRA

YANG J. KOR — 2 — YANG J. KOR
1S0 - 0S1 01:04 (GS)
MAKLAKOV V. UKR

FERNANDES A. BRA — 9 — YANG J. KOR
1S2 - 0S2 00:12 (GS)

ANTOS M. POL — 3 — ANTOS M. POL

REPIQUET A. FRA — 4 — REPIQUET A. FRA
10S0 - 0S0 00:15
LUNDAASAMBUU N. MGL

ANTOS M. POL — 10 — REPIQUET A. FRA
13S1 - 0S1 03:23

YANG J. KOR — 15 — YANG J. KOR
10S0 - 0S1 01:55

MALACHE R. BEL — 5 — MALACHE R. BEL

MASKVICHOU M. BLR — 6 — AKMAZ M. TUR
10S1 - 0S2 03:41
AKMAZ M. TUR

MALACHE R. BEL — 11 — AKMAZ M. TUR
1S1 - 0S0 04:00

SOH T. CMR — 7 — KADYROV R. RUS
10S0 - 0S0 00:00
KADYROV R. RUS

KABYLBEKOV R. KAZ — 8 — KABYLBEKOV R. KAZ

KADYROV R. RUS — 12 — KADYROV R. RUS
10S0 - 0S0 00:15

KADYROV R. RUS — 16 — KADYROV R. RUS
10S0 - 0S0 00:01

YANG J. KOR — 19 — KADYROV Rinat Gayazovich
2S2 - 1S1 01:04 (GS)

CLASSIFICATION	
1 KADYROV Rinat Gayazovic	RUS
2 YANG Jungmu	KOR
3 REPIQUET Arthur	FRA
3 FERNANDES A.	BRA
5 AKMAZ Mevlut	TUR
5 MALACHE Renaud	BEL

Number of Judoka: 12

Legend	nnPP/ssPP VVV MM:SS GS
nn:	IPP and WAZ for winner
ss:	IPP and WAZ for loser
PP:	Penalties (s1,s2,s3 or H/X for direct Hansoku-Make)
VVV	Winning Technique
MM:SS	Winning Time
GS	Golden Score

Repechage

FERNANDES A. BRA
ANTOS M. POL — 13 — FERNANDES A. BRA
2S0 - 0S2 04:00
AKMAZ M. TUR — 17 — FERNANDES A. BRA
1S1 - 0S1 04:00

MALACHE R. BEL
KABYLBEKOV R. KAZ — 14 — MALACHE R. BEL
11S0 - 0X 02:05
REPIQUET A. FRA — 18 — REPIQUET A. FRA
12S1 - 0S2 03:21

Bronze Contests

Results

Mat 1 - CONTEST 19

Winner

KADYROV Rinat Gayazovich (RUS) **by Waza-Ari Score in 01:04 (GS) at Gold-medal Contest**

beat YANG Jungmu (KOR)

Competitors

Colour	Name	NOC	World Rank	Exact Weight
White	YANG Jungmu	KOR		0 Kg
Blue	KADYROV Rinat Gayazovich	RUS		0 Kg

Scores

Name	NOC	Ippon	Waza-ari	Penalty	Time
YANG Jungmu	KOR	0	1	S1	01:04
KADYROV Rinat Gayazovich	RUS	0	2	S2	

Techniques

Time	Score/Penalty	Who
00:24	Waza-Ari	RUS
01:03	Shido	RUS
02:05	Shido	KOR
03:10	Shido	RUS
03:54	Waza-Ari	KOR
01:04 (GS)	Waza-Ari	RUS

Outcome

KADYROV Rinat Gayazovich (RUS)	Will be awarded Gold Medal
YANG Jungmu (KOR)	Will be awarded Silver Medal

LEGEND

GS Golden Score **H** Hansoku-make **S** Shido (1,2,3) **X** Hansoku-make direct, excluded from competition

Report Created FRI 21 JUL 2017 16:44

Results

Mat 2 - CONTEST 15

Winner

YANG Jungmu (KOR) **by Ippon in 01:55 at Semi-finals**

beat REPIQUET Arthur (FRA)

Competitors

Colour	Name	NOC	World Rank	Exact Weight
White	YANG Jungmu	KOR		0 Kg
Blue	REPIQUET Arthur	FRA		0 Kg

Scores

Name	NOC	Ippon	Waza-ari	Penalty	Time
YANG Jungmu	KOR	1	0	0	01:55
REPIQUET Arthur	FRA	0	0	S1	

Techniques

Time	Score/Penalty	Who
00:21	Shido	FRA
01:55	Ippon	KOR

Outcome

YANG Jungmu (KOR) will continue in the competition in the Gold-medal Contest
REPIQUET Arthur (FRA)

LEGEND

GS Golden Score **H** Hansoku-make **S** Shido (1,2,3) **X** Hansoku-make direct, excluded from competition

Report Created FRI 21 JUL 2017 12:47

Results

Mat 2 - CONTEST 16

Winner

KADYROV Rinat Gayazovich (RUS) **by Ippon in 01:00 at Semi-finals**

beat AKMAZ Mevlut (TUR)

Competitors

Colour	Name	NOC	World Rank	Exact Weight
White	AKMAZ Mevlut	TUR		0 Kg
Blue	KADYROV Rinat Gayazovich	RUS		0 Kg

Scores

Name	NOC	Ippon	Waza-ari	Penalty	Time
AKMAZ Mevlut	TUR	0	0	0	01:00
KADYROV Rinat Gayazovich	RUS	1	0	0	

Techniques

Time	Score/Penalty	Who
01:00	Ippon	RUS

Outcome

KADYROV Rinat Gayazovich (RUS) will continue in the competition in the Gold-medal Contest
AKMAZ Mevlut (TUR)

LEGEND

GS Golden Score **H** Hansoku-make **S** Shido (1,2,3) **X** Hansoku-make direct, excluded from competition

Results

Mat 1 - CONTEST 17

Winner

FERNANDES Alexandre Soares (BRA) **by Waza-Ari Score in 04:00 at Bronze-medal Contest**

beat AKMAZ Mevlut (TUR)

Competitors

Colour	Name	NOC	World Rank	Exact Weight
White	FERNANDES Alexandre Soares	BRA		0 Kg
Blue	AKMAZ Mevlut	TUR		0 Kg

Scores

Name	NOC	Ippon	Waza-ari	Penalty	Time
FERNANDES Alexandre Soares	BRA	0	1	S1	04:00
AKMAZ Mevlut	TUR	0	0	S1	

Techniques

Time	Score/Penalty	Who
02:36	Shido	BRA
02:36	Shido	TUR
03:25	Waza-Ari	BRA

Outcome

FERNANDES Alexandre Soares (BRA)	Will be awarded Bronze Medal
AKMAZ Mevlut (TUR)	Will be awarded 5th place

LEGEND

GS Golden Score **H** Hansoku-make **S** Shido (1,2,3) **X** Hansoku-make direct, excluded from competition

Report Created FRI 21 JUL 2017 16:29

Results

Mat 2 - CONTEST 18

Winner

REPIQUET Arthur (FRA) **by Ippon in 03:21 at Bronze-medal Contest**

beat MALACHE Renaud (BEL)

Competitors

Colour	Name	NOC	World Rank	Exact Weight
White	MALACHE Renaud	BEL		0 Kg
Blue	REPIQUET Arthur	FRA		0 Kg

Scores

Name	NOC	Ippon	Waza-ari	Penalty	Time
MALACHE Renaud	BEL	0	0	S2	03:21
REPIQUET Arthur	FRA	1	2	S1	

Techniques

Time	Score/Penalty	Who
00:12	Waza-Ari	FRA
01:15	Shido	FRA
01:48	Waza-Ari	FRA
02:02	Shido	BEL
02:44	Shido	BEL
03:20	Ippon	FRA

Outcome

REPIQUET Arthur (FRA)	Will be awarded Bronze Medal
MALACHE Renaud (BEL)	Will be awarded 5th place

LEGEND

GS Golden Score **H** Hansoku-make **S** Shido (1,2,3) **X** Hansoku-make direct, excluded from competition

Report Created FRI 21 JUL 2017 16:41

Results

Mat 2 - CONTEST 12

Winner

KADYROV Rinat Gayazovich (RUS) **by Ippon in 00:15 at Quarter-finals**

beat KABYLBEKOV Rakhimberli (KAZ)

Competitors

Colour	Name	NOC	World Rank	Exact Weight
White	KADYROV Rinat Gayazovich	RUS		0 Kg
Blue	KABYLBEKOV Rakhimberli	KAZ		0 Kg

Scores

Name	NOC	Ippon	Waza-ari	Penalty	Time
KADYROV Rinat Gayazovich	RUS	1	0	0	00:15
KABYLBEKOV Rakhimberli	KAZ	0	0	0	

Techniques

Time	Score/Penalty	Who
00:15	Ippon	RUS

Outcome

KADYROV Rinat Gayazovich (RUS) will continue in the competition in the Semi-finals
KABYLBEKOV Rakhimberli (KAZ)

LEGEND

GS Golden Score **H** Hansoku-make **S** Shido (1,2,3) **X** Hansoku-make direct, excluded from competition

Report Created FRI 21 JUL 2017 11:42

Results

Mat 2 - CONTEST 7

Winner

KADYROV Rinat Gayazovich (RUS) **by Ippon in 00:00 at Round of 16**

beat SOH Tella Arthur (CMR)

Competitors

Colour	Name	NOC	World Rank	Exact Weight
White	SOH Tella Arthur	CMR		0 Kg
Blue	KADYROV Rinat Gayazovich	RUS		0 Kg

Scores

Name	NOC	Ippon	Waza-ari	Penalty	Time
SOH Tella Arthur	CMR	0	0	0	00:00
KADYROV Rinat Gayazovich	RUS	1	0	0	

Techniques

Time	Score/Penalty	Who
00:00	Ippon	RUS

Outcome

KADYROV Rinat Gayazovich (RUS) will continue in the competition in the Quarter-finals
SOH Tella Arthur (CMR)

LEGEND

GS Golden Score **H** Hansoku-make **S** Shido (1,2,3) **X** Hansoku-make direct, excluded from competition

Report Created FRI 21 JUL 2017 10:38

Medallists

As of FRI 21 JUL 2017 at 16:49

Medal	Name	NOC
GOLD	POPOV Konstantin	RUS - Russia
SILVER	DAVAANYAM Baasandorj	MGL - Mongolia
BRONZE	BULUT Samet	TUR - Turkey
BRONZE	SEIDI Mehrdad	IRI - Iran

Draw Sheet

As of FRI 21 JUL 2017 at 18:32

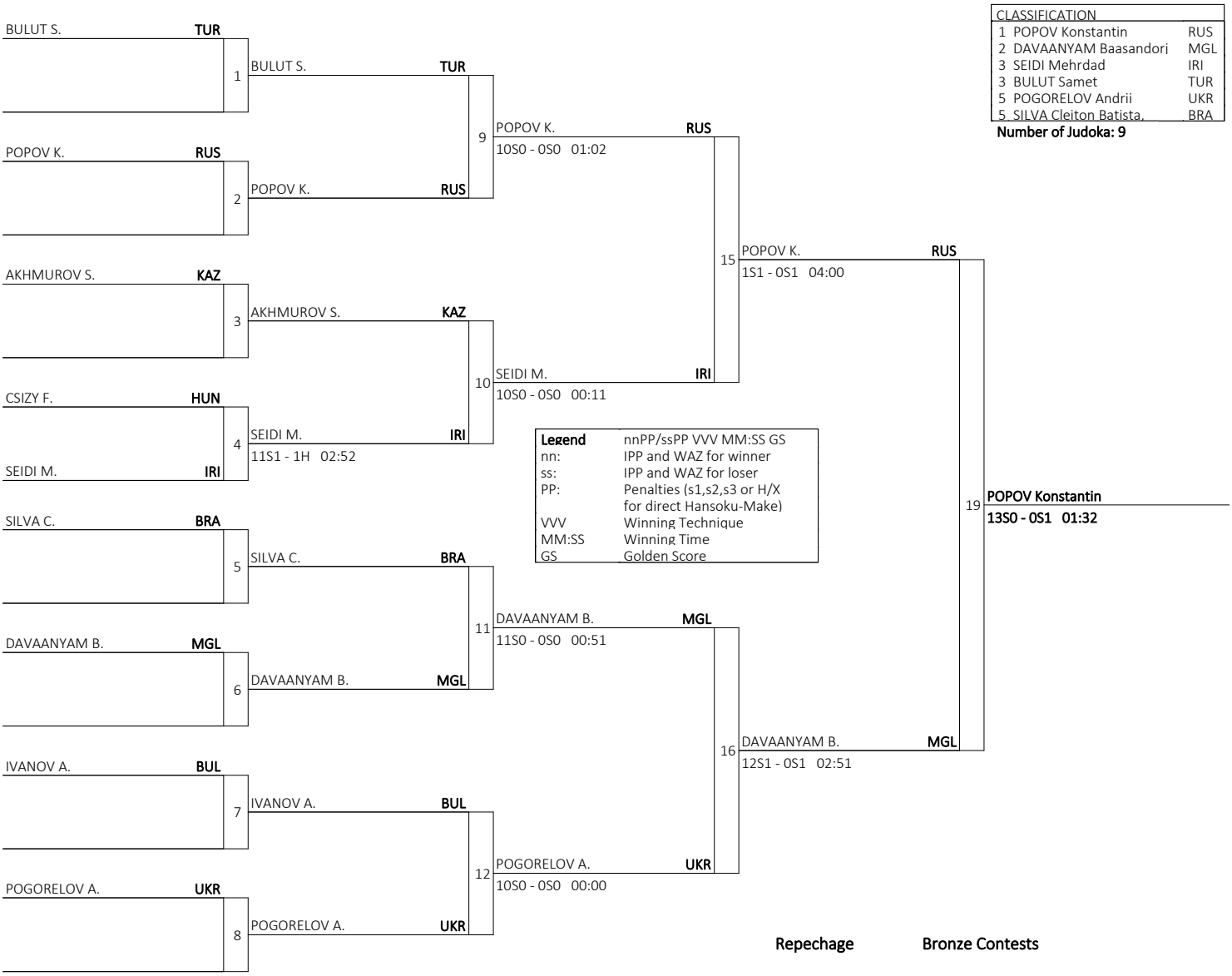

CLASSIFICATION	
1 POPOV Konstantin	RUS
2 DAVAANYAM Baasandori	MGL
3 SEIDI Mehrdad	IRI
3 BULUT Samet	TUR
5 POGORELOV Andrii	UKR
5 SILVA Cleiton Batista	BRA

Number of Judoka: 9

Repechage



Bronze Contests

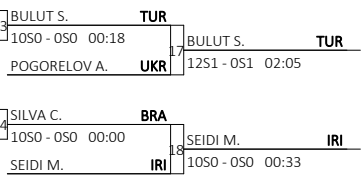

Results

Mat 1 - CONTEST 19

Winner

POPOV Konstantin (RUS) **by Ippon in 01:32 at Gold-medal Contest**

beat DAVAANYAM Baasandorj (MGL)

Competitors

Colour	Name	NOC	World Rank	Exact Weight
White	POPOV Konstantin	RUS		0 Kg
Blue	DAVAANYAM Baasandorj	MGL		0 Kg

Scores

Name	NOC	Ippon	Waza-ari	Penalty	Time
POPOV Konstantin	RUS	1	3	0	01:32
DAVAANYAM Baasandorj	MGL	0	0	S1	

Techniques

Time	Score/Penalty	Who
00:19	Waza-Ari	RUS
00:43	Shido	MGL
00:57	Waza-Ari	RUS
01:24	Waza-Ari	RUS
01:32	Ippon	RUS
01:32	Ippon	RUS

Outcome

POPOV Konstantin (RUS)	Will be awarded Gold Medal
DAVAANYAM Baasandorj (MGL)	Will be awarded Silver Medal

LEGEND

GS Golden Score **H** Hansoku-make **S** Shido (1,2,3) **X** Hansoku-make direct, excluded from competition

Report Created FRI 21 JUL 2017 16:49

Results

Mat 1 - CONTEST 15

Winner

POPOV Konstantin (RUS) **by Waza-Ari Score in 04:00 at Semi-finals**

beat SEIDI Mehrdad (IRI)

Competitors

Colour	Name	NOC	World Rank	Exact Weight
White	POPOV Konstantin	RUS		0 Kg
Blue	SEIDI Mehrdad	IRI		0 Kg

Scores

Name	NOC	Ippon	Waza-ari	Penalty	Time
POPOV Konstantin	RUS	0	1	S1	04:00
SEIDI Mehrdad	IRI	0	0	S1	

Techniques

Time	Score/Penalty	Who
00:51	Shido	IRI
01:24	Waza-Ari	RUS
03:25	Shido	RUS

Outcome

POPOV Konstantin (RUS) will continue in the competition in the Gold-medal Contest
SEIDI Mehrdad (IRI)

LEGEND

GS Golden Score **H** Hansoku-make **S** Shido (1,2,3) **X** Hansoku-make direct, excluded from competition

Report Created FRI 21 JUL 2017 12:55

Results

Mat 1 - CONTEST 16

Winner

DAVAANYAM Baasandorj (MGL) **by Ippon in 02:51 at Semi-finals**

beat POGORELOV Andrii (UKR)

Competitors

Colour	Name	NOC	World Rank	Exact Weight
White	DAVAANYAM Baasandorj	MGL		0 Kg
Blue	POGORELOV Andrii	UKR		0 Kg

Scores

Name	NOC	Ippon	Waza-ari	Penalty	Time
DAVAANYAM Baasandorj	MGL	1	2	S1	02:51
POGORELOV Andrii	UKR	0	0	S1	

Techniques

Time	Score/Penalty	Who
01:06	Waza-Ari	MGL
01:35	Shido	MGL
02:04	Waza-Ari	MGL
02:35	Shido	UKR
02:51	Ippon	MGL

Outcome

DAVAANYAM Baasandorj (MGL) will continue in the competition in the Gold-medal Contest
POGORELOV Andrii (UKR)

LEGEND

GS	Golden Score	**H**	Hansoku-make	**S**	Shido (1,2,3)	**X**	Hansoku-make direct, excluded from competition

Results

Mat 1 - CONTEST 17

Winner

BULUT Samet (TUR) **by Ippon in 02:05 at Bronze-medal Contest**

beat POGORELOV Andrii (UKR)

Competitors

Colour	Name	NOC	World Rank	Exact Weight
White	BULUT Samet	TUR		0 Kg
Blue	POGORELOV Andrii	UKR		0 Kg

Scores

Name	NOC	Ippon	Waza-ari	Penalty	Time
BULUT Samet	TUR	1	2	S1	02:05
POGORELOV Andrii	UKR	0	0	S1	

Techniques

Time	Score/Penalty	Who
00:45	Waza-Ari	TUR
01:01	Waza-Ari	TUR
01:43	Shido	TUR
01:43	Shido	UKR
02:05	Ippon	TUR

Outcome

BULUT Samet (TUR)	Will be awarded Bronze Medal
POGORELOV Andrii (UKR)	Will be awarded 5th place

LEGEND

GS Golden Score **H** Hansoku-make **S** Shido (1,2,3) **X** Hansoku-make direct, excluded from competition

Report Created FRI 21 JUL 2017 16:45

Results

Mat 2 - CONTEST 18

Winner

SEIDI Mehrdad (IRI) **by Ippon in 00:33 at Bronze-medal Contest**

beat SILVA Cleiton Batista, (BRA)

Competitors

Colour	Name	NOC	World Rank	Exact Weight
White	SILVA Cleiton Batista,	BRA		0 Kg
Blue	SEIDI Mehrdad	IRI		0 Kg

Scores

Name	NOC	Ippon	Waza-ari	Penalty	Time
SILVA Cleiton Batista,	BRA	0	0	0	00:33
SEIDI Mehrdad	IRI	1	0	0	

Techniques

Time	Score/Penalty	Who
00:33	Ippon	IRI

Outcome

SEIDI Mehrdad (IRI)	Will be awarded Bronze Medal
SILVA Cleiton Batista, (BRA)	Will be awarded 5th place

LEGEND

GS Golden Score **H** Hansoku-make **S** Shido (1,2,3) **X** Hansoku-make direct, excluded from competition

Results

Mat 1 - CONTEST 9

Winner

POPOV Konstantin (RUS) **by Ippon in 01:02 at Quarter-finals**

beat BULUT Samet (TUR)

Competitors

Colour	Name	NOC	World Rank	Exact Weight
White	BULUT Samet	TUR		0 Kg
Blue	POPOV Konstantin	RUS		0 Kg

Scores

Name	NOC	Ippon	Waza-ari	Penalty	Time
BULUT Samet	TUR	0	0	0	01:02
POPOV Konstantin	RUS	1	0	0	

Techniques

Time	Score/Penalty	Who
01:02	Ippon	RUS

Outcome

POPOV Konstantin (RUS) will continue in the competition in the Semi-finals
BULUT Samet (TUR)

LEGEND

GS Golden Score **H** Hansoku-make **S** Shido (1,2,3) **X** Hansoku-make direct, excluded from competition

Medallists

As of FRI 21 JUL 2017 at 17:02

Medal	Name	NOC
GOLD	AKHMETOV Rustem Rashitovich	RUS - Russia
SILVER	UYSAL Mehmet	TUR - Turkey
BRONZE	KANALBEK Ilgiz Uulu	KGZ - Kyrgyzstan
BRONZE	SLUSHNYI Anton	UKR - Ukraine

Draw Sheet

As of FRI 21 JUL 2017 at 18:33

Round of 16

1 UYSAL M. TUR
2 SANCHEZ M. ARG
3 SAHRAOUI M. ALG / KONATE B. MLI
4 POPOVCHEV B. BUL
5 RASTEGAR M. IRI / GURRAGCHAA S. MGL
6 AKHMETOV R. RUS
7 KANALBEK I. KGZ
8 SLUSHNYI A. UKR

Quarterfinals

9 UYSAL M. TUR — 10S1 - 0H 02:45
10 SAHRAOUI M. ALG — 10S0 - 0S0 00:00 / POPOVCHEV B. BUL — 2S0 - 1S0 00:00
11 RASTEGAR M. IRI — 10S1 - 0S1 00:59 / AKHMETOV R. RUS — 1S2 - 0S1 02:59 (GS)
12 KANALBEK I. KGZ — 10S1 - 0H 03:51 / SLUSHNYI A. UKR

Semifinals

15 UYSAL M. TUR — 1S1 - 0S1 00:29 (GS)
16 AKHMETOV R. RUS — 10S1 - 0S1 01:58

Final

19 AKHMETOV Rustem Rashitovich — 1S2 - 0S2 04:00

Legend	
nn:	nnPP/ssPP VVV MM:SS GS
ss:	IPP and WAZ for winner
PP:	IPP and WAZ for loser
VVV	Penalties (s1,s2,s3 or H/X for direct Hansoku-Make)
MM:SS	Winning Technique
GS	Winning Time
	Golden Score

CLASSIFICATION	
1 AKHMETOV R.	RUS
2 UYSAL Mehmet	TUR
3 KANALBEK Ilgiz Uulu	KGZ
3 SLUSHNYI Anton	UKR
5 POPOVCHEV B.	BUL
5 SAHRAOUI Mohamed	ALG

Number of Judoka: 10

Repechage

SANCHEZ M. ARG / SAHRAOUI M. ALG
13 SAHRAOUI M. ALG — 1S0 - 0S1 04:00 / KANALBEK I. KGZ
17 KANALBEK I. KGZ — 10S0 - 0S0 00:21

RASTEGAR M. IRI / SLUSHNYI A. UKR
14 SLUSHNYI A. UKR — 1S1 - 0S1 04:00 / POPOVCHEV B. BUL
18 SLUSHNYI A. UKR — 11S1 - 0H 00:00

Bronze Contests

Results

Mat 1 - CONTEST 19

Winner

AKHMETOV Rustem Rashitovich (RUS) **by Waza-Ari Score in 04:00 at Gold-medal Contest**

beat UYSAL Mehmet (TUR)

Competitors

Colour	Name	NOC	World Rank	Exact Weight
White	UYSAL Mehmet	TUR		0 Kg
Blue	AKHMETOV Rustem Rashitovich	RUS		0 Kg

Scores

Name	NOC	Ippon	Waza-ari	Penalty	Time
UYSAL Mehmet	TUR	0	0	S2	04:00
AKHMETOV Rustem Rashitovich	RUS	0	1	S2	

Techniques

Time	Score/Penalty	Who
00:33	Shido	TUR
00:33	Shido	RUS
02:32	Waza-Ari	RUS
03:34	Shido	RUS
03:56	Shido	TUR

Outcome

AKHMETOV Rustem Rashitovich (RUS)	Will be awarded Gold Medal
UYSAL Mehmet (TUR)	Will be awarded Silver Medal

LEGEND

GS Golden Score **H** Hansoku-make **S** Shido (1,2,3) **X** Hansoku-make direct, excluded from competition

Report Created TUE 1 AUG 2017 13:09

Results

Mat 2 - CONTEST 15

Winner

UYSAL Mehmet (TUR) **by Waza-Ari Score in 00:29 (GS) at Semi-finals**

beat POPOVCHEV Blagoy Dimitrov (BUL)

Competitors

Colour	Name	NOC	World Rank	Exact Weight
White	UYSAL Mehmet	TUR		0 Kg
Blue	POPOVCHEV Blagoy Dimitrov	BUL		0 Kg

Scores

Name	NOC	Ippon	Waza-ari	Penalty	Time
UYSAL Mehmet	TUR	0	1	S1	00:29
POPOVCHEV Blagoy Dimitrov	BUL	0	0	S1	

Techniques

Time	Score/Penalty	Who
00:56	Shido	TUR
01:47	Shido	BUL
00:29 (GS)	Waza-Ari	TUR

Outcome

UYSAL Mehmet (TUR) will continue in the competition in the Gold-medal Contest
POPOVCHEV Blagoy Dimitrov (BUL)

LEGEND

GS Golden Score **H** Hansoku-make **S** Shido (1,2,3) **X** Hansoku-make direct, excluded from competition

Report Created FRI 21 JUL 2017 13:09

Results

Mat 2 - CONTEST 16

Winner

AKHMETOV Rustem Rashitovich (RUS) **by Ippon in 01:58 at Semi-finals**

beat KANALBEK Ilgiz Uulu (KGZ)

Competitors

Colour	Name	NOC	World Rank	Exact Weight
White	AKHMETOV Rustem Rashitovich	RUS		0 Kg
Blue	KANALBEK Ilgiz Uulu	KGZ		0 Kg

Scores

Name	NOC	Ippon	Waza-ari	Penalty	Time
AKHMETOV Rustem Rashitovich	RUS	1	0	S1	01:58
KANALBEK Ilgiz Uulu	KGZ	0	0	S1	

Techniques

Time	Score/Penalty	Who
00:32	Shido	KGZ
01:12	Shido	RUS
01:58	Ippon	RUS

Outcome

AKHMETOV Rustem Rashitovich (RUS) will continue in the competition in the Gold-medal Contest
KANALBEK Ilgiz Uulu (KGZ)

LEGEND

GS Golden Score **H** Hansoku-make **S** Shido (1,2,3) **X** Hansoku-make direct, excluded from competition

Report Created FRI 21 JUL 2017 13:19

Results

Mat 1 - CONTEST 17

Winner

KANALBEK Ilgiz Uulu (KGZ) **by Ippon in 00:21 at Bronze-medal Contest**

beat SAHRAOUI Mohamed (ALG)

Competitors

Colour	Name	NOC	World Rank	Exact Weight
White	SAHRAOUI Mohamed	ALG		0 Kg
Blue	KANALBEK Ilgiz Uulu	KGZ		0 Kg

Scores

Name	NOC	Ippon	Waza-ari	Penalty	Time
SAHRAOUI Mohamed	ALG	0	0	0	00:21
KANALBEK Ilgiz Uulu	KGZ	1	0	0	

Techniques

Time	Score/Penalty	Who
00:21	Ippon	KGZ

Outcome

KANALBEK Ilgiz Uulu (KGZ)	Will be awarded Bronze Medal
SAHRAOUI Mohamed (ALG)	Will be awarded 5th place

LEGEND

GS Golden Score **H** Hansoku-make **S** Shido (1,2,3) **X** Hansoku-make direct, excluded from competition

Report Created FRI 21 JUL 2017 16:52

Results

Mat 2 - CONTEST 18

Winner

SLUSHNYI Anton (UKR) **by Hansoku-Make Disqual in 00:00 at Bronze-medal Contest**

beat POPOVCHEV Blagoy Dimitrov (BUL)

Competitors

Colour	Name	NOC	World Rank	Exact Weight
White	SLUSHNYI Anton	UKR		0 Kg
Blue	POPOVCHEV Blagoy Dimitrov	BUL		0 Kg

Scores

Name	NOC	Ippon	Waza-ari	Penalty	Time
SLUSHNYI Anton	UKR	1	1	S1	00:00
POPOVCHEV Blagoy Dimitrov	BUL	0	0	H	

Techniques

Time	Score/Penalty	Who
00:59	Shido	UKR
00:59	Shido	BUL
01:17	Shido	BUL
01:44	Waza-Ari	UKR
02:03	Shido	BUL

Outcome

SLUSHNYI Anton (UKR)	Will be awarded Bronze Medal
POPOVCHEV Blagoy Dimitrov (BUL)	Will be awarded 5th place

LEGEND

GS Golden Score **H** Hansoku-make **S** Shido (1,2,3) **X** Hansoku-make direct, excluded from competition

Report Created TUE 1 AUG 2017 13:10

Results

Mat 2 - CONTEST 11

Winner

AKHMETOV Rustem Rashitovich (RUS) **by Waza-Ari Score in 02:59 (GS) at Quarter-finals**

beat RASTEGAR Masoud (IRI)

Competitors

Colour	Name	NOC	World Rank	Exact Weight
White	RASTEGAR Masoud	IRI		0 Kg
Blue	AKHMETOV Rustem Rashitovich	RUS		0 Kg

Scores

Name	NOC	Ippon	Waza-ari	Penalty	Time
RASTEGAR Masoud	IRI	0	0	S1	02:59
AKHMETOV Rustem Rashitovich	RUS	0	1	S2	

Techniques

Time	Score/Penalty	Who
02:04	Shido	RUS
02:49	Shido	IRI
03:47	Shido	RUS
02:59 (GS)	Waza-Ari	RUS

Outcome

AKHMETOV Rustem Rashitovich (RUS) will continue in the competition in the Semi-finals
RASTEGAR Masoud (IRI)

LEGEND

GS Golden Score **H** Hansoku-make **S** Shido (1,2,3) **X** Hansoku-make direct, excluded from competition

Medallists

Medal	NOC	Name
GOLD	KOR - Korea	BYEON Jinsub HWANG Hyeon KIM Minseok YANG Jungmu
SILVER	RUS - Russia	ASKEROV Ruslan Maximovich BEDANOKOV Zaur Bayzetovich BELYAEV Sergey Yuryevich BERK Rostislav GADZHIEV Gadzhi Elyshadoqly KADYROV Rinat Gayazovich MAGOMEDILAEV Murad Sapigajievich MURTAZALIEV Kurban Arsenovich POPOV Konstantin SIDOROV Mikhail
BRONZE	IRI - Iran	ALLAHKARIMI Hossein ASIABI SHAFIEI Mohammad DEHGHAN GHOURDARBAND Ali RASTEGAR Masoud SALAHSHOUR GOL KHANI Ali SEFIDI Masood SEIDI Mehrdad
BRONZE	UKR - Ukraine	BRYZHAK Alim MAKLAKOV Volodymyr MOZYREV Vladyslav NEKHAIEV Yevhen NETIAHA Luka PENZII Andrii SHERETOV Dmytro SLUSHNYI Anton

Draw Sheet

As of SAT 22 JUL 2017 at 08:59

Quarterfinals | Semifinals | Final

CLASSIFICATION	
1 South Korea	KOR
2 Russia	RUS
3 Iran	IRI
3 Ukraine	UKR
5 Turkey	TUR
5 France	FRA

Number of Teams: 8

Mongolia **MGL**

Ukraine **UKR**

1 — Ukraine **UKR** 5 - 0

Iran **IRI**

South Korea **KOR**

2 — South Korea **KOR** 3 - 2

7 — South Korea **KOR** 3 - 2

Russia **RUS**

Kazakhstan **KAZ**

3 — Russia **RUS** 4 - 1

Turkey **TUR**

France **FRA**

4 — Turkey **TUR** 3 - 2

8 — Russia **RUS** 5 - 0

11 — **South Korea** **3 - 2**

Legend	nnPP/ssPP VVV MM:SS GS
nn:	IPP and WAZ for winner
ss:	IPP and WAZ for loser
PP:	Penalties (s1,s2,s3 or H/X for direct Hansoku-Make)
VVV	Winning Technique
MM:SS	Winning Time
GS	Golden Score

Repechage

Mongolia **MGL**

Iran **IRI** — 5

Kazakhstan **KAZ**

France **FRA** — 6

Bronze Contests

Iran **IRI** 3 - 2 Turkey **TUR** — 9 — Iran **IRI** 3 - 2

France **FRA** 3 - 2 Ukraine **UKR** — 10 — Ukraine **UKR** 3 - 2

Results

CONTEST 11

	South Korea	3 - 2		Russia
Weight Catego	Name	Contest Results		Name
-66 kg	**HWANG Hyeon**	2 S0 / 0 S0	04:00	ASKEROV Ruslan Maximovich
-73 kg	BYEON Jinsub	0 S0 / 1 0 S0	00:31	**GADZHIEV Gadzhi Elyshadogly**
-81 kg	**KIM Minseok**	1 S2 / 0 S2	04:00	BERK Rostislav
-90 kg	**YANG Jungmu**	1 0 S2 / 0 S2	02:37	KADYROV Rinat Gayazovich
+90 kg		0 S0 / 0 S0		**POPOV Konstantin**

LEGEND

GS Golden Score **H** Hansoku-make **S** Shido (1,2,3) **X** Hansoku-make direct, excluded from competition

Results

Mat 1 - CONTEST 11

Winner

HWANG Hyeon (KOR) **by Waza-Ari Score in 04:00 at Gold-medal Contest**

beat ASKEROV Ruslan Maximovich (RUS)

Competitors

Colour	Name	NOC	World Rank	Exact Weight
White	HWANG Hyeon	KOR		0 Kg
Blue	ASKEROV Ruslan Maximovich	RUS		0 Kg

Scores

Name	NOC	Ippon	Waza-ari	Penalty	Time
HWANG Hyeon	KOR	0	2	0	04:00
ASKEROV Ruslan Maximovich	RUS	0	0	0	

Techniques

Time	Score/Penalty	Who
00:46	Waza-Ari	KOR
01:47	Waza-Ari	KOR

Outcome

HWANG Hyeon (KOR)	Will be awarded Gold Medal
ASKEROV Ruslan Maximovich (RUS)	Will be awarded Silver Medal

LEGEND

GS Golden Score **H** Hansoku-make **S** Shido (1,2,3) **X** Hansoku-make direct, excluded from competition

Results

Mat 1 - CONTEST 11

Winner

GADZHIEV Gadzhi Elyshadogly (RUS) **by Ippon in 00:31 at Gold-medal Contest**

beat BYEON Jinsub (KOR)

Competitors

Colour	Name	NOC	World Rank	Exact Weight
White	BYEON Jinsub	KOR		0 Kg
Blue	GADZHIEV Gadzhi Elyshadogly	RUS		0 Kg

Scores

Name	NOC	Ippon	Waza-ari	Penalty	Time
BYEON Jinsub	KOR	0	0	0	00:31
GADZHIEV Gadzhi Elyshadogly	RUS	1	0	0	

Techniques

Time	Score/Penalty	Who
00:31	Ippon	RUS

Outcome

GADZHIEV Gadzhi Elyshadogly (RUS)	Will be awarded Gold Medal
BYEON Jinsub (KOR)	Will be awarded Silver Medal

LEGEND

GS Golden Score **H** Hansoku-make **S** Shido (1,2,3) **X** Hansoku-make direct, excluded from competition

Results

Mat 1 - CONTEST 11

Winner

KIM Minseok (KOR) **by Waza-Ari Score in 04:00 at Gold-medal Contest**

beat BERK Rostislav (RUS)

Competitors

Colour	Name	NOC	World Rank	Exact Weight
White	KIM Minseok	KOR		0 Kg
Blue	BERK Rostislav	RUS		0 Kg

Scores

Name	NOC	Ippon	Waza-ari	Penalty	Time
KIM Minseok	KOR	0	1	S2	04:00
BERK Rostislav	RUS	0	0	S2	

Techniques

Time	Score/Penalty	Who
00:43	Shido	KOR
00:45	Shido	RUS
01:16	Shido	RUS
03:14	Waza-Ari	KOR
03:44	Shido	KOR

Outcome

KIM Minseok (KOR)	Will be awarded Gold Medal
BERK Rostislav (RUS)	Will be awarded Silver Medal

LEGEND

GS Golden Score **H** Hansoku-make **S** Shido (1,2,3) **X** Hansoku-make direct, excluded from competition

Report Created SAT 22 JUL 2017 16:38

Results

Mat 1 - CONTEST 11

Winner

YANG Jungmu (KOR) **by Ippon in 02:37 at Gold-medal Contest**

beat KADYROV Rinat Gayazovich (RUS)

Competitors

Colour	Name	NOC	World Rank	Exact Weight
White	YANG Jungmu	KOR		0 Kg
Blue	KADYROV Rinat Gayazovich	RUS		0 Kg

Scores

Name	NOC	Ippon	Waza-ari	Penalty	Time
YANG Jungmu	KOR	1	0	S2	02:37
KADYROV Rinat Gayazovich	RUS	0	0	S2	

Techniques

Time	Score/Penalty	Who
00:34	Shido	KOR
00:54	Shido	RUS
01:29	Shido	KOR
01:29	Shido	RUS
02:37	Ippon	KOR

Outcome

YANG Jungmu (KOR)	Will be awarded Gold Medal
KADYROV Rinat Gayazovich (RUS)	Will be awarded Silver Medal

LEGEND

GS Golden Score **H** Hansoku-make **S** Shido (1,2,3) **X** Hansoku-make direct, excluded from competition

Report Created SAT 22 JUL 2017 16:38

Results

CONTEST 7

	Ukraine	2 - 3		South Korea
Weight Catego	Name	Contest Results		Name
-66 kg	MOZYREV Vladyslav	1 S1 / 2 S0	04:00	**HWANG Hyeon**
-73 kg	**SHERETOV Dmytro**	1 2 S0 / 0 S0	01:34	BYEON Jinsub
-81 kg	NETIAHA Luka	0 S0 / 1 0 S0	00:00	**KIM Minseok**
-90 kg	MAKLAKOV Volodymyr	0 S2 / 1 0 S2	02:49	**YANG Jungmu**
+90 kg	**SLUSHNYI Anton**	0 S0 / 0 S0		

LEGEND

GS Golden Score **H** Hansoku-make **S** Shido (1,2,3) **X** Hansoku-make direct, excluded from competition

Report Created SAT 22 JUL 2017 12:09

Results

CONTEST 8

	Russia	5 - 0		Turkey
Weight Catego	Name	Contest Results		Name
-66 kg	**ASKEROV Ruslan Maximovich**	1 1 S1 / 0 S0	02:30	ESENBOGA Erkan
-73 kg	**BELYAEV Sergey Yuryevich**	1 2 S0 / 1 S0	03:21	YILDIZ Enes
-81 kg	**BEDANOKOV Zaur Bayzetovich**	1 0 S0 / 1 S0	00:58	AGAC Muhammet
-90 kg	**MURTAZALIEV Kurban Arsenovich**	1 0 S0 / 0 S0	01:14	AKMAZ Mevlut
+90 kg	**POPOV Konstantin**	1 0 S1 / 0 S0	03:49	BULUT Samet

LEGEND

GS Golden Score **H** Hansoku-make **S** Shido (1,2,3) **X** Hansoku-make direct, excluded from competition

Results

Mat 2 - CONTEST 8

Winner

ASKEROV Ruslan Maximovich (RUS) **by Ippon in 02:30 at Semi-finals**

beat ESENBOGA Erkan (TUR)

Competitors

Colour	Name	NOC	World Rank	Exact Weight
White	ASKEROV Ruslan Maximovich	RUS		0 Kg
Blue	ESENBOGA Erkan	TUR		0 Kg

Scores

Name	NOC	Ippon	Waza-ari	Penalty	Time
ASKEROV Ruslan Maximovich	RUS	1	1	S1	02:30
ESENBOGA Erkan	TUR	0	0	0	

Techniques

Time	Score/Penalty	Who
01:51	Shido	RUS
02:09	Waza-Ari	RUS
02:30	Ippon	RUS

Outcome

ASKEROV Ruslan Maximovich (RUS) will continue in the competition in the Gold-medal Contest
ESENBOGA Erkan (TUR)

LEGEND

GS Golden Score **H** Hansoku-make **S** Shido (1,2,3) **X** Hansoku-make direct, excluded from competition

Results

Mat 2 - CONTEST 8

Winner

BELYAEV Sergey Yuryevich (RUS) **by Ippon in 03:21 at Semi-finals**

beat YILDIZ Enes (TUR)

Competitors

Colour	Name	NOC	World Rank	Exact Weight
White	BELYAEV Sergey Yuryevich	RUS		0 Kg
Blue	YILDIZ Enes	TUR		0 Kg

Scores

Name	NOC	Ippon	Waza-ari	Penalty	Time
BELYAEV Sergey Yuryevich	RUS	1	2	0	03:21
YILDIZ Enes	TUR	0	1	0	

Techniques

Time	Score/Penalty	Who
00:10	Waza-Ari	TUR
01:30	Waza-Ari	RUS
01:55	Waza-Ari	RUS
03:20	Ippon	RUS

Outcome

BELYAEV Sergey Yuryevich (RUS) will continue in the competition in the Gold-medal Contest
YILDIZ Enes (TUR)

LEGEND

GS Golden Score **H** Hansoku-make **S** Shido (1,2,3) **X** Hansoku-make direct, excluded from competition

Report Created SAT 22 JUL 2017 17:09

Results

Mat 2 - CONTEST 8

Winner

BEDANOKOV Zaur Bayzetovich (RUS) **by Ippon in 00:58 at Semi-finals**

beat AGAC Muhammet (TUR)

Competitors

Colour	Name	NOC	World Rank	Exact Weight
White	BEDANOKOV Zaur Bayzetovich	RUS		0 Kg
Blue	AGAC Muhammet	TUR		0 Kg

Scores

Name	NOC	Ippon	Waza-ari	Penalty	Time
BEDANOKOV Zaur Bayzetovich	RUS	1	0	0	00:58
AGAC Muhammet	TUR	0	1	0	

Techniques

Time	Score/Penalty	Who
00:20	Waza-Ari	TUR
00:58	Ippon	RUS

Outcome

BEDANOKOV Zaur Bayzetovich (RUS) will continue in the competition in the Gold-medal Contest
AGAC Muhammet (TUR)

LEGEND

GS Golden Score **H** Hansoku-make **S** Shido (1,2,3) **X** Hansoku-make direct, excluded from competition

Report Created SAT 22 JUL 2017 17:09

Results

Mat 2 - CONTEST 8

Winner

MURTAZALIEV Kurban Arsenovich (RUS) **by Ippon in 01:14 at Semi-finals**

beat AKMAZ Mevlut (TUR)

Competitors

Colour	Name	NOC	World Rank	Exact Weight
White	MURTAZALIEV Kurban Arsenovich	RUS		0 Kg
Blue	AKMAZ Mevlut	TUR		0 Kg

Scores

Name	NOC	Ippon	Waza-ari	Penalty	Time
MURTAZALIEV Kurban Arsenovich	RUS	1	0	0	01:14
AKMAZ Mevlut	TUR	0	0	0	

Techniques

Time	Score/Penalty	Who
01:14	Ippon	RUS

Outcome

MURTAZALIEV Kurban Arsenovich (RUS) will continue in the competition in the Gold-medal Contest
AKMAZ Mevlut (TUR)

LEGEND

GS Golden Score **H** Hansoku-make **S** Shido (1,2,3) **X** Hansoku-make direct, excluded from competition

Results

Mat 2 - CONTEST 8

Winner

POPOV Konstantin (RUS) **by Ippon in 03:49 at Semi-finals**

beat BULUT Samet (TUR)

Competitors

Colour	Name	NOC	World Rank	Exact Weight
White	POPOV Konstantin	RUS		0 Kg
Blue	BULUT Samet	TUR		0 Kg

Scores

Name	NOC	Ippon	Waza-ari	Penalty	Time
POPOV Konstantin	RUS	1	0	S1	03:49
BULUT Samet	TUR	0	0	0	

Techniques

Time	Score/Penalty	Who
03:05	Shido	RUS
03:49	Ippon	RUS

Outcome

POPOV Konstantin (RUS) will continue in the competition in the Gold-medal Contest
BULUT Samet (TUR)

LEGEND

GS Golden Score **H** Hansoku-make **S** Shido (1,2,3) **X** Hansoku-make direct, excluded from competition

Report Created SAT 22 JUL 2017 17:09

Results

CONTEST 9

	Iran	3 - 2			Turkey
Weight Catego	Name	Contest Results			Name
-66 kg	SEFIDI Masood	0 S1 / 1 1 S1		01:36	**ESENBOGA Erkan**
-73 kg	**SALAHSHOUR GOL KHANI Ali**	1 0 S0 / 0 S2		00:55	SEVINC Abdullah
-81 kg	**ALLAHKARIMI Hossein**	1 1 S0 / 0 S0		01:02	TEKIN Metin
-90 kg		0 S0 / 0 S0			**AKMAZ Mevlut**
+90 kg	**SEIDI Mehrdad**	1 0 S1 / 0 H	(GS)	00:53	BULUT Samet

LEGEND

GS Golden Score **H** Hansoku-make **S** Shido (1,2,3) **X** Hansoku-make direct, excluded from competition

Results

CONTEST 10

	France	2 - 3		Ukraine
Weight Catego	Name	Contest Results		Name
-66 kg		0 S0 / 0 S0		**MOZYREV Vladyslav**
-73 kg		0 S0 / 0 S0		**SHERETOV Dmytro**
-81 kg	BRASSE Camille	0 S1 / 1 S2	04:00	**NETIAHA Luka**
-90 kg	**JONARD Cyril**	1 S0 / 0 S0	04:00	MAKLAKOV Volodymyr
+90 kg	**REPIQUET Arthur**	2 S1 / 0 S2	04:00	NEKHAIEV Yevhen

LEGEND

GS Golden Score **H** Hansoku-make **S** Shido (1,2,3) **X** Hansoku-make direct, excluded from competition

Report Created SAT 22 JUL 2017 13:53

Results

CONTEST 1

	Mongolia	0 - 5			Ukraine
Weight Catego	Name	Contest Results			Name
-66 kg	BAIGALMAA Shinebayar	0 S0 / 1 1 S1		03:37	**MOZYREV Vladyslav**
-73 kg	BADAMSAMBUU Munkh-Orgil	0 S1 / 1 0 S2		03:05	**SHERETOV Dmytro**
-81 kg	BAYANMUNKH Navaanjamis	1 H / 1 1 S1	(GS)	00:26	**NETIAHA Luka**
-90 kg	LUNDAASAMBUU Nyamdorj	0 S0 / 1 0 S0		00:21	**MAKLAKOV Volodymyr**
+90 kg	DAVAANYAM Baasandorj	0 S0 / 1 2 S0		01:33	**NEKHAIEV Yevhen**

LEGEND

GS Golden Score **H** Hansoku-make **S** Shido (1,2,3) **X** Hansoku-make direct, excluded from competition

Report Created SAT 22 JUL 2017 10:47

Results

CONTEST 2

	Iran	2 - 3		South Korea
Weight Catego	Name	Contest Results		Name
-66 kg	SALAHSHOUR GOL KHANI Ali	0 S1 / 1 2 S2	03:33	**HWANG Hyeon**
-73 kg	**ASIABI SHAFIEI Mohammad**	1 0 S1 / 0 S0	01:50	BYEON Jinsub
-81 kg	ALLAHKARIMI Hossein	0 H / 1 0 S0	03:09	**KIM Minseok**
-90 kg		0 S0 / 0 S0	00:00	**YANG Jungmu**
+90 kg	**SEIDI Mehrdad**	0 S0 / 0 S0	00:00	

LEGEND

GS	Golden Score	**H**	Hansoku-make	**S**	Shido (1,2,3)	**X**	Hansoku-make direct, excluded from competition

Results

CONTEST 3

	Russia	4 - 1		Kazakhstan
Weight Catego	Name	Contest Results		Name
-66 kg	MAGOMEDILAEV Murad Sapigajievic	1 H / 1 0 S0	03:51	**KANAPIYANOV Shayakhmet**
-73 kg	**GADZHIEV Gadzhi Elyshadogly**	1 0 S0 / 0 S1	01:08	TUGELBAYEV Aidos
-81 kg	**BERK Rostislav**	1 0 S0 / 0 S0	00:38	TSKHAY Ramil
-90 kg	**KADYROV Rinat Gayazovich**	1 0 S0 / 0 S0	00:31	KABYLBEKOV Rakhimberli
+90 kg	**SIDOROV Mikhail**	1 0 S0 / 0 S0	00:40	AKHMUROV Sergey

LEGEND

GS Golden Score **H** Hansoku-make **S** Shido (1,2,3) **X** Hansoku-make direct, excluded from competition

Report Created SAT 22 JUL 2017 10:51

Results

Mat 2 - CONTEST 3

Winner

KANAPIYANOV Shayakhmet (KAZ) **by Hansoku-Make Disqual in 03:51 at Quarter-finals**

beat MAGOMEDILAEV Murad Sapigajievich (RUS)

Competitors

Colour	Name	NOC	World Rank	Exact Weight
White	MAGOMEDILAEV Murad Sapigajievich	RUS		0 Kg
Blue	KANAPIYANOV Shayakhmet	KAZ		0 Kg

Scores

Name	NOC	Ippon	Waza-ari	Penalty	Time
MAGOMEDILAEV Murad Sapigajievich	RUS	0	1	H	03:51
KANAPIYANOV Shayakhmet	KAZ	1	0	0	

Techniques

Time	Score/Penalty	Who
00:59	Waza-Ari	RUS
01:46	Shido	RUS
03:28	Shido	RUS
03:51	Shido	RUS

Outcome

KANAPIYANOV Shayakhmet (KAZ) will continue in the competition in the Semi-finals
MAGOMEDILAEV Murad Sapigajievich (RUS)

LEGEND

GS Golden Score **H** Hansoku-make **S** Shido (1,2,3) **X** Hansoku-make direct, excluded from competition

Report Created SAT 22 JUL 2017 17:04

Results

Mat 2 - CONTEST 3

Winner

GADZHIEV Gadzhi Elyshadogly (RUS) **by Ippon in 01:08 at Quarter-finals**

beat TUGELBAYEV Aidos (KAZ)

Competitors

Colour	Name	NOC	World Rank	Exact Weight
White	GADZHIEV Gadzhi Elyshadogly	RUS		0 Kg
Blue	TUGELBAYEV Aidos	KAZ		0 Kg

Scores

Name	NOC	Ippon	Waza-ari	Penalty	Time
GADZHIEV Gadzhi Elyshadogly	RUS	1	0	0	01:08
TUGELBAYEV Aidos	KAZ	0	0	S1	

Techniques

Time	Score/Penalty	Who
00:16	Shido	KAZ
01:08	Ippon	RUS

Outcome

GADZHIEV Gadzhi Elyshadogly (RUS) will continue in the competition in the Semi-finals
TUGELBAYEV Aidos (KAZ)

LEGEND

GS Golden Score **H** Hansoku-make **S** Shido (1,2,3) **X** Hansoku-make direct, excluded from competition

Report Created SAT 22 JUL 2017 17:04

Results

Mat 2 - CONTEST 3

Winner

BERK Rostislav (RUS) **by Ippon in 00:38 at Quarter-finals**

beat TSKHAY Ramil (KAZ)

Competitors

Colour	Name	NOC	World Rank	Exact Weight
White	BERK Rostislav	RUS		0 Kg
Blue	TSKHAY Ramil	KAZ		0 Kg

Scores

Name	NOC	Ippon	Waza-ari	Penalty	Time
BERK Rostislav	RUS	1	0	0	00:38
TSKHAY Ramil	KAZ	0	0	0	

Techniques

Time	Score/Penalty	Who
00:38	Ippon	RUS

Outcome

BERK Rostislav (RUS) will continue in the competition in the Semi-finals
TSKHAY Ramil (KAZ)

LEGEND

GS Golden Score **H** Hansoku-make **S** Shido (1,2,3) **X** Hansoku-make direct, excluded from competition

Report Created SAT 22 JUL 2017 17:05

Results

Mat 2 - CONTEST 3

Winner

KADYROV Rinat Gayazovich (RUS) **by Ippon in 00:31 at Quarter-finals**

beat KABYLBEKOV Rakhimberli (KAZ)

Competitors

Colour	Name	NOC	World Rank	Exact Weight
White	KADYROV Rinat Gayazovich	RUS		0 Kg
Blue	KABYLBEKOV Rakhimberli	KAZ		0 Kg

Scores

Name	NOC	Ippon	Waza-ari	Penalty	Time
KADYROV Rinat Gayazovich	RUS	1	0	0	00:31
KABYLBEKOV Rakhimberli	KAZ	0	0	0	

Techniques

Time	Score/Penalty	Who
00:31	Ippon	RUS

Outcome

KADYROV Rinat Gayazovich (RUS) will continue in the competition in the Semi-finals
KABYLBEKOV Rakhimberli (KAZ)

LEGEND

GS Golden Score **H** Hansoku-make **S** Shido (1,2,3) **X** Hansoku-make direct, excluded from competition

Report Created SAT 22 JUL 2017 17:05

Results

Mat 2 - CONTEST 3

Winner

SIDOROV Mikhail (RUS) **by Ippon in 00:40 at Quarter-finals**

beat AKHMUROV Sergey (KAZ)

Competitors

Colour	Name	NOC	World Rank	Exact Weight
White	SIDOROV Mikhail	RUS		0 Kg
Blue	AKHMUROV Sergey	KAZ		0 Kg

Scores

Name	NOC	Ippon	Waza-ari	Penalty	Time
SIDOROV Mikhail	RUS	1	0	0	00:40
AKHMUROV Sergey	KAZ	0	0	0	

Techniques

Time	Score/Penalty	Who
00:40	Ippon	RUS

Outcome

SIDOROV Mikhail (RUS) will continue in the competition in the Semi-finals
AKHMUROV Sergey (KAZ)

LEGEND

GS Golden Score **H** Hansoku-make **S** Shido (1,2,3) **X** Hansoku-make direct, excluded from competition

Results

CONTEST 4

	Turkey	3 - 2		France
Weight Catego	Name	Contest Results		Name
-66 kg	**ESENBOGA Erkan**	0 S0 / 0 S0	00:00	
-73 kg	YILDIZ Enes	1 S1 / 1 2 S1	03:29	**BRASSE Camille**
-81 kg	AGAC Muhammet	0 S0 / 2 S0	04:00	**JONARD Cyril**
-90 kg	**AKMAZ Mevlut**	1 0 S1 / 0 S1	00:00	REPIQUET Arthur
+90 kg	**BULUT Samet**	0 S0 / 0 S0	00:00	

LEGEND

GS	Golden Score	**H**	Hansoku-make	**S**	Shido (1,2,3)	**X**	Hansoku-make direct, excluded from competition

Results

CONTEST 5

	Mongolia	2 - 3		Iran
Weight Catego	Name	Contest Results		Name
-66 kg	BAIGALMAA Shinebayar	0 S0 / 1 1 S0	00:28	**SEFIDI Masood**
-73 kg	**BADAMSAMBUU Munkh-Orgil**	1 0 S1 / 0 S1	02:46	ASIABI SHAFIEI Mohammad
-81 kg	BAYANMUNKH Navaanjamis	1 X / 1 0 S1	04:00	**ALLAHKARIMI Hossein**
-90 kg	**LUNDAASAMBUU Nyamdorj**	0 S0 / 0 S0		
+90 kg	DAVAANYAM Baasandorj	0 S0 / 1 0 S0	00:12	**SEIDI Mehrdad**

LEGEND

GS Golden Score **H** Hansoku-make **S** Shido (1,2,3) **X** Hansoku-make direct, excluded from competition

Report Created SAT 22 JUL 2017 11:57

Results

CONTEST 6

	Kazakhstan	2 - 3		France
Weight Catego	Name	Contest Results		Name
-66 kg	**KANAPIYANOV Shayakhmet**	0 S0 / 0 S0		
-73 kg	TUGELBAYEV Aidos	0 S0 / 1 1 S1	02:05	**BRASSE Camille**
-81 kg	TSKHAY Ramil	0 S0 / 1 0 S0	00:30	**JONARD Cyril**
-90 kg	KABYLBEKOV Rakhimberli	0 S1 / 1 0 S0	01:21	**REPIQUET Arthur**
+90 kg	**AKHMUROV Sergey**	0 S0 / 0 S0		

LEGEND

GS Golden Score **H** Hansoku-make **S** Shido (1,2,3) **X** Hansoku-make direct, excluded from competition

Report Created SAT 22 JUL 2017 17:07

Medallists by Event

As of TUE 1 AUG 2017 at 13:27

After 1 of 1 events

Event Name	Date	Medal	Name	NOC Code
Mixed Kata Team		GOLD	ESENBOGA Erkan SEVINC Abdullah	TUR TUR
		SILVER	CHOI Sun Hee HAN Myeongjin	KOR KOR
		BRONZE	MOZYREV Vladyslav SHEPELIUK Kateryna	UKR UKR

Results

Rank	Name	NOC	Total
1	Turkey ESENBOGA Erkan SEVINC Abdullah	TUR	173
2	Korea 1 CHOI Sun Hee HAN Myeongijin	KOR	165
3	Ukraine 2 MOZYREV Vladyslav SHEPELIUK Kateryna	UKR	160
4	Korea 2 BYEON Jinsub YANG Jungmu	KOR	157
5	Iran ASIABI SHAFIEI Mohammad SAATIAN Alireza	IRI	156
6	Russia GUSAKOV Maxim TRUSHENKO Elizaveta Victorovna	RUS	155
7	Portugal MACHADO Joao SANTOS Joana Paulo	POR	148
8	Ukraine 1 PENZII Andrii YEROMENKO Dmytro	UKR	122
9	Venezuela BARRETO RODRIGUEZ Mayerlyn Nereda FUENTES Jose Francisco	VEN	94
10	Bulgaria POPOVCHEV Blagoy Dimitrov STANOYCHEV Xristo Venchov	BUL	92

Medal Standings

As of TUE 25 JUL 2017 at 16:35
After 18 of 18 weight Categories

Rank	NOC	Men				Women				Total				Rank
		G	S	B	Tot	G	S	B	Tot	G	S	B	Tot	by total
1	UKR - Ukraine	1	3	2	6	5	2	2	9	6	5	4	15	= 1
2	VEN - Venezuela	1		3	4	3	1	2	6	4	1	5	10	= 4
3	RUS - Russia	3	2	4	9		4	2	6	3	6	6	15	= 1
4	TUR - Turkey	1	2	3	6	1		5	6	2	2	8	12	3
5	IRI - Iran	1	2	1	4		2	4	6	1	4	5	10	= 4
6	ITA - Italy	1		3	4					1		3	4	6
7	THA - Thailand	1			1					1			1	= 7
8	BRA - Brazil			1	1							1	1	= 7
8	BUL - Bulgaria			1	1							1	1	= 7
8	KAZ - Kazakhstan							1	1			1	1	= 7
8	TPE - Chinese Taipei							1	1			1	1	= 7
	Total:	**9**	**9**	**18**	**36**	**9**	**9**	**17**	**35**	**18**	**18**	**35**	**71**	

LEGEND

= Equal sign indicates that two or more NOCs share the same rank by total **B** Bronze **G** Gold **S** Silver
Tot Total

Report Created TUE 25 JUL 2017 16:35

Medallists by Event

As of WED 26 JUL 2017 at 16:44

After 18 of 18 Events

Event Name	Date	Medal	Name	NOC Code
Women Kata	MON 24 JUL 2017	GOLD	MARCANO CABEZA Liz Yeraldine	VEN
		SILVER	GODOY Diana Auxilliadora	VEN
		BRONZE	MARDANI Mojdeh	IRI
		BRONZE	MAZHARA Inna	UKR
Women Kumite +68kg		GOLD	KERESTECI Gamze	TUR
		SILVER	VERDISH Natalia Vasilyevna	RUS
		BRONZE	JAVAHERI Bita	IRI
Women Kumite -50kg		GOLD	RIVERA Ana Esther	VEN
		SILVER	HUBANOVA Maryna	UKR
		BRONZE	SAFARI Bahareh	IRI
		BRONZE	KALININA Olimpiada	RUS
Women Kumite -55kg	MON 24 JUL 2017	GOLD	HAVRILOVA Vita	UKR
		SILVER	ALIEVA Naiba	RUS
		BRONZE	BAYAT Atefeh	IRI
		BRONZE	LIN Wen-Fang	TPE
Women Kumite -61kg	TUE 25 JUL 2017	GOLD	IANCHUK Karyna	UKR
		SILVER	SHARANDOVA Anna Igorevna	RUS
		BRONZE	SALMINA Yelena	KAZ
		BRONZE	AKYUZLU Rumeysa	TUR
Women Kumite -68kg		GOLD	MAZHARA Inna	UKR
		SILVER	ADRIA Sara	IRI
		BRONZE	PAVLOVA Daria Aleksandrovna	RUS
		BRONZE	DEREKOY Melek	TUR
Women Kumite Open	WED 26 JUL 2017	GOLD	IANCHUK Karyna	UKR
		SILVER	MAZHARA Inna	UKR
		BRONZE	ISIK Kader	TUR
		BRONZE	MARCANO CABEZA Liz Yeraldine	VEN
Men Kata	MON 24 JUL 2017	GOLD	PHANTIB Phongsathat	THA
		SILVER	BURAK MERT Can	TUR
		BRONZE	BEZOYAN Radiy	RUS
		BRONZE	CICEK Fatih	TUR
Men Kumite +84kg	TUE 25 JUL 2017	GOLD	TETYUSHKIN Sergey Mikhaylovich	RUS
		SILVER	TABARTEHFARAHANI Hossein	IRI
		BRONZE	DA SILVA Heron Rodrigues	BRA
		BRONZE	HERNANDEZ VARGAS Alexander Alfonso	VEN
Men Kumite -60kg	MON 24 JUL 2017	GOLD	SADEGHZADEHMOGHADAM Milad	IRI
		SILVER	KOLYAN Tigran	RUS
		BRONZE	BURAK MERT Can	TUR
		BRONZE	NOVIKOV Viacheslav	UKR
Men Kumite -67kg	MON 24 JUL 2017	GOLD	BOROVIKIN Sergei Alexeevich	RUS
		SILVER	SAPMAZ Mehmet Ali	TUR
		BRONZE	KHODAYAR Mohammad	IRI
		BRONZE	BELENOK Maksym	UKR

Medallists by Event

As of WED 26 JUL 2017 at 16:44

After 18 of 18 Events

Event Name	Date	Medal	Name	NOC Code
Men Kumite -75kg	TUE 25 JUL 2017	GOLD	KOZLOV Nikolay Alexeevich	RUS
		SILVER	MAKHNO Volodymyr	UKR
		BRONZE	HRISTOV Nikolay	BUL
		BRONZE	KARDESLER Volkan	TUR
Men Kumite -84kg	TUE 25 JUL 2017	GOLD	VEGA PARRA Yorman Gonzalo	VEN
		SILVER	MAKHNO Oleksandr	UKR
		BRONZE	IMPROTA Giovanni	ITA
		BRONZE	MERKOV Alexander Sergeevich	RUS
Men Kumite Open	WED 26 JUL 2017	GOLD	LONGOBARDI Pasquale	ITA
		SILVER	MERKOV Alexander Sergeevich	RUS
		BRONZE	ALIBRANDI Giuseppe	ITA
		BRONZE	ZERLIN Fernando Geraldo	VEN
Women Kata Team	WED 26 JUL 2017	GOLD	GODOY Diana Auxilliadora MARCANO CABEZA Liz Yeraldine RIVERA Ana Esther	VEN VEN VEN
		SILVER	AMIRI Nahid BORJI Samaneh YAREH Parvin	IRI IRI IRI
		BRONZE	ISIK Kader ISIK Rezzan ISIK Zeliha	TUR TUR TUR
		BRONZE	KHYL Tetiana MASLO Katervna MAZHARA Inna	UKR UKR UKR
Men Kata Team	WED 26 JUL 2017	GOLD	BURAK MERT Can CICEK Fatih SAPMAZ Mehmet Ali	TUR TUR TUR
		SILVER	KALNYK Oleksandr PLISH Vladyslav TRYTIAK Oleksandr	UKR UKR UKR
		BRONZE	BEZOYAN Radiy GAYVORONSKIY Evgeny PAVLYUCHENKO Evgeniy Vitalyevich	RUS RUS RUS
		BRONZE	LOPEZ Josue Abraham VELIS CORDERO Omar Jose ZERLIN Fernando Geraldo	VEN VEN VEN

Medallists by Event

As of WED 26 JUL 2017 at 16:44

After 18 of 18 Events

Event Name	Date	Medal	Name	NOC Code
Women Kumite Team	WED 26 JUL 2017	GOLD	< NO PLAYER >	UKR
			HAVRILOVA Vita	UKR
			HUBANOVA Maryna	UKR
			IANCHUK Karyna	UKR
			MAZHARA Inna	UKR
		SILVER	< NO PLAYER >	RUS
			ALIEVA Naiba	RUS
			PAVLOVA Daria Aleksandrovna	RUS
			SHARANDOVA Anna Igorevna	RUS
			URBUTITE Olga Bronevna	RUS
			VARAVKO Ekaterina	RUS
		BRONZE	< NO PLAYER >	TUR
			AKYUZLU Rumeysa	TUR
			DEREKOY Melek	TUR
			MORGIL Melek	TUR
			SONMEZ Sena	TUR
			TOPALOGLU Irem	TUR
		BRONZE	< NO PLAYER >	VEN
			GODOY Diana Auxilliadora	VEN
			MARCANO CABEZA Liz Yeraldine	VEN
			RIVERA Ana Esther	VEN

Medallists by Event

As of WED 26 JUL 2017 at 16:44

After 18 of 18 Events

Event Name	Date	Medal	Name	NOC Code
Men Kumite Team	WED 26 JUL 2017	GOLD	< NO PLAYER >	UKR
			BELENOK Maksym	UKR
			MAKHNO Oleksandr	UKR
			MAKHNO Volodymyr	UKR
			NOVIKOV Viacheslav	UKR
			TRYTIAK Oleksandr	UKR
		SILVER	< NO PLAYER >	IRI
			HOUSHYAR Mohammadreza	IRI
			KHODAYAR Mohammad	IRI
			MOUSAVI NADARVAND Seyedahmad	IRI
			REZAEINEJAD Kamran	IRI
			SADEGHZADEHMOGHADAM Milad	IRI
			SHAYAN Mohammad	IRI
			TABARTEHFARAHANI Hossein	IRI
		BRONZE	< NO PLAYER >	ITA
			ALIBRANDI Giuseppe	ITA
			DE LUCA Marco	ITA
			DI GUIDO Daniele	ITA
			IMPROTA Giovanni	ITA
			LONGOBARDI Pasquale	ITA
			TORNINCASA Maurizio	ITA
		BRONZE	< NO PLAYER >	RUS
			CHERABAEV Artem	RUS
			GROMOV Mikhail Andreevich	RUS
			KOZLOV Nikolay Alexeevich	RUS
			MERKOV Alexander Sergeevich	RUS
			POMAZKOV Nikita	RUS
			ROMASHOV Evgeny	RUS
			TETYUSHKIN Sergey Mikhaylovich	RUS

Entry List by NOC

As of TUE 25 JUL 2017 at 08:02

NOC	Name	Event	Date of Birth
ARG - Argentina			
	DIAZ Juan Matias	Men Open	
		Men Kumite -67kg	
		Men Kata	
	Total athletes: 1		
BRA - Brazil			
	LENZI Maira Bonna	Women Kumite -68kg	
		Women Kata	
	DA SILVA Heron Rodrigues	Men Open	
		Men Kumite +84kg	
		Men Kata	
	Total athletes: 2		
BUL - Bulgaria			
	HRISTOV Nikolay	Men Open	
		Men Kumite -75kg	
		Men Kata	
	Total athletes: 1		
GER - Germany			
	RIECK Christoph	Men Kata	
	Total athletes: 1		
GRE - Greece			
	MOUTSOKOU Sofia	Women Open	
		Women Kumite -61kg	
		Women Kata	
	MOUTSOKOS Nikolaos	Men Open	
		Men Kumite -67kg	
		Men Kata	
	PRELORENTZOS Dimitrios	Men Kata	
	Total athletes: 3		
IRI - Iran			
	< NO PLAYER >	Women Round 2	
		Women Round 3	
		Women Round 1	
	< NO PLAYER >	Women Round 2	

Entry List by NOC

As of TUE 25 JUL 2017 at 08:02

NOC	Name	Event	Date of Birth
		Women Round 3	
		Women Round 3	
	ADRIA Sara	Women Open	
		Women Kumite -68kg	
	AMIRI Nahid	Women Kata Team	
	BAYAT Atefeh	Women Kumite -55kg	
	BORJI Samaneh	Women Kata Team	
	HASSANZADEH Mahnaz	Women Kumite -61kg	
		Women Kata	
	JAVAHERI Bita	Women Open	
		Women Kumite +68kg	
	MARDANI Mojdeh	Women Kata	
	SAFARI Bahareh	Women Kumite -50kg	
	YAREH Parvin	Women Kata Team	
	< NO PLAYER >	Men Round 2	
		Men Round 3	
		Men Round 4	
		Men Round 5	
		Men Round 1	
	< NO PLAYER >	Men Round 2	
		Men Round 3	
		Men Round 4	
		Men Round 5	
		Men Round 1	
	HASSANPOURTATAROLIA Mostafa	Men Kata	
		Men Kata Team	
	HOUSHYAR Mohammadreza	Men Kumite -84kg	
	KHODAYAR Mohammad	Men Kumite -67kg	
	MEHDINEJAD Hamid	Men Kata Team	
	MOUSAVI NADARVAND Seyedahmad	Men Open	
	NIKFARJAM Porya	Men Kata Team	
	REZAEINEJAD Kamran	Men Kumite -75kg	
	SADEGHZADEHMOGHADAM Milad	Men Kumite -60kg	
	SADI Mahdi	Men Kata	
	TABARTEHFARAHANI Hossein	Men Open	

Entry List by NOC

As of TUE 25 JUL 2017 at 08:02

NOC	Name	Event	Date of Birth
		Men Kumite +84kg	
	Total athletes: 23		
ISR -	**Israel**		
	BOKLER Avi	Men Open	
		Men Kumite -75kg	
		Men Kata	
	Total athletes: 1		
ITA -	**Italy**		
	< NO PLAYER >	Men Round 2	
		Men Round 3	
		Men Round 4	
		Men Round 5	
		Men Round 1	
	< NO PLAYER >	Men Round 2	
		Men Round 3	
		Men Round 4	
		Men Round 5	
		Men Round 1	
	ALIBRANDI Giuseppe	Men Kumite -60kg	
		Men Open	
	DI GUIDO Daniele	Men Kumite -67kg	
		Men Kata	
	IMPROTA Giovanni	Men Kumite -84kg	
	LONGOBARDI Pasquale	Men Open	
		Men Kumite +84kg	
	TORNINCASA Maurizio	Men Kumite -75kg	
	Total athletes: 7		
JPN -	**Japan**		
	ARAKAKI Aika	Women Kata	
	< NO PLAYER >	Men Round 2	
		Men Round 3	
		Men Round 4	
		Men Round 5	
		Men Round 1	
	< NO PLAYER >	Men Round 2	

Entry List by NOC

As of TUE 25 JUL 2017 at 08:02

NOC	Name	Event	Date of Birth
		Men Round 3	
		Men Round 3	
		Men Round 5	
		Men Round 1	
	INABA Koichi	Men Kumite -60kg	
		Men Kata Team	
	KITAMURA Kyuta	Men Kata	
		Men Kata Team	
	MIYASHITA Akinobu	Men Kata	
		Men Kata Team	
	SAKAGUCHI Kenji	Men Open	
		Men Kumite +84kg	
	Total athletes: 7		
KAZ -	**Kazakhstan**		
	SALMINA Yelena	Women Open	
		Women Kumite -61kg	
		Women Kata	
	Total athletes: 1		
MEX -	**Mexico**		
	ROCHA Miguel	Men Open	
		Men Kumite -84kg	
		Men Kata	
	Total athletes: 1		
NED -	**Netherlands**		
	AZZOUZI Ossama	Men Open	
		Men Kumite -67kg	
	Total athletes: 1		
NEP -	**Nepal**		
	LAMA Senam Tsering	Men Open	
		Men Kumite -67kg	
		Men Kata	
	Total athletes: 1		
RUS -	**Russia**		
	< NO PLAYER >	Women Round 2	

Entry List by NOC

As of TUE 25 JUL 2017 at 08:02

NOC	Name	Event	Date of Birth
		Women Round 3	
		Women Round 3	
	< NO PLAYER >	Women Round 2	
		Women Round 3	
		Women Round 1	
	ALIEVA Naiba	Women Open	
		Women Kumite -55kg	
	BEZOYAN Diana	Women Kata	
		Women Kata Team	
	EZERSKAYA Ekaterina	Women Kata Team	
	KALININA Olimpiada	Women Kumite -50kg	
	KRIVOVA Irina Anatolyevna	Women Kata	
		Women Kata Team	
	PAVLOVA Daria Aleksandrovna	Women Open	
		Women Kumite -68kg	
	SHARANDOVA Anna Igorevna	Women Kumite -61kg	
	VERDISH Natalia Vasilyevna	Women Kumite +68kg	
	< NO PLAYER >	Men Round 2	
		Men Round 3	
		Men Round 4	
		Men Round 5	
		Men Round 1	
	< NO PLAYER >	Men Round 2	
		Men Round 3	
		Men Round 4	
		Men Round 5	
		Men Round 1	
	BEZOYAN Radiy	Men Kata	
		Men Kata Team	
	BOROVIKIN Sergei Alexeevich	Men Kumite -67kg	
	GAYVORONSKIY Evgeny	Men Kata Team	
	KOLYAN Tigran	Men Kumite -60kg	
	KOZLOV Nikolay Alexeevich	Men Open	
		Men Kumite -75kg	
	MERKOV Alexander Sergeevich	Men Open	
		Men Kumite -84kg	
	PAVLYUCHENKO Evgeniy Vitalyevich	Men Kata	

Entry List by NOC

As of TUE 25 JUL 2017 at 08:02

NOC	Name	Event	Date of Birth
		Men Kata Team	
	TETYUSHKIN Sergey Mikhaylovich	Men Kumite +84kg	
	Total athletes: 20		
THA -	**Thailand**		
	PHANTIB Phongsathat	Men Kumite -60kg	
		Men Open	
		Men Kata	
	Total athletes: 1		
TPE -	**Chinese Taipei**		
	LIN Wen-Fang	Women Open	
		Women Kumite -55kg	
		Women Kata	
	< NO PLAYER >	Men Round 2	
		Men Round 3	
		Men Round 4	
		Men Round 5	
		Men Round 1	
	< NO PLAYER >	Men Round 2	
		Men Round 3	
		Men Round 4	
		Men Round 5	
		Men Round 1	
	CHIU Yi-Hao	Men Open	
		Men Kumite -84kg	
		Men Kata Team	
	KAO Wen-Fu	Men Kumite -60kg	
		Men Kata	
		Men Kata Team	
	LU Ching-Feng	Men Open	
		Men Kumite +84kg	
		Men Kata	
		Men Kata Team	
	Total athletes: 6		
TUR -	**Turkey**		
	< NO PLAYER >	Women Round 2	

Entry List by NOC

As of TUE 25 JUL 2017 at 08:02

NOC	Name	Event	Date of Birth
		Women Round 3	
		Women Round 3	
	< NO PLAYER >	Women Round 2	
		Women Round 3	
		Women Round 1	
	AKYUZLU Rumeysa	Women Open	
		Women Kumite -61kg	
	DEREKOY Melek	Women Kumite -68kg	
	ISIK Kader	Women Open	
		Women Kata	
		Women Kata Team	
	ISIK Rezzan	Women Kata Team	
	ISIK Zeliha	Women Kata Team	
	KERESTECI Gamze	Women Kumite +68kg	
	MORGIL Melek	Women Kumite -50kg	
	SONMEZ Sena	Women Kata	
	TOPALOGLU Irem	Women Kumite -55kg	
	< NO PLAYER >	Men Round 2	
		Men Round 3	
		Men Round 4	
		Men Round 5	
		Men Round 1	
	< NO PLAYER >	Men Round 2	
		Men Round 3	
		Men Round 4	
		Men Round 5	
		Men Round 1	
	BURAK MERT Can	Men Kumite -60kg	
		Men Kata	
		Men Kata Team	
	CICEK Fatih	Men Kata	
		Men Kata Team	
	DUNDAR Sukru	Men Kumite -84kg	
	KARDESLER Volkan	Men Kumite -75kg	
	KULA Osman	Men Kumite +84kg	
	ONAY Rifat	Men Open	
	OZCEVIK Umit	Men Open	

Entry List by NOC

As of TUE 25 JUL 2017 at 08:02

NOC	Name	Event	Date of Birth
	SAPMAZ Mehmet Ali	Men Kumite -67kg	
	SAPMAZ Mehmet Ali	Men Kumite -67kg	
	Total athletes: 21		
UKR -	**Ukraine**		
	< NO PLAYER >	Women Round 2	
		Women Round 3	
		Women Round 1	
	< NO PLAYER >	Women Round 2	
		Women Round 3	
		Women Round 1	
	HAVRILOVA Vita	Women Kumite -55kg	
	HUBANOVA Maryna	Women Kumite -50kg	
	IANCHUK Karyna	Women Open	
		Women Kumite -61kg	
	KHYL Tetiana	Women Kata	
		Women Kata Team	
	MASLO Kateryna	Women Kata Team	
	MAZHARA Inna	Women Open	
		Women Kumite -68kg	
		Women Kata	
		Women Kata Team	
	< NO PLAYER >	Men Round 2	
		Men Round 3	
		Men Round 4	
		Men Round 5	
		Men Round 1	
	< NO PLAYER >	Men Round 2	
		Men Round 3	
		Men Round 4	
		Men Round 5	
		Men Round 1	
	BELENOK Maksym	Men Kumite -67kg	
	KALNYK Oleksandr	Men Kata	
		Men Kata Team	
	MAKHNO Oleksandr	Men Open	
		Men Kumite -84kg	

Entry List by NOC

As of TUE 25 JUL 2017 at 08:02

NOC	Name	Event	Date of Birth
	MAKHNO Volodymyr	Men Open	
	MAKHNO Volodymyr	Men Open	
	NOVIKOV Viacheslav	Men Kumite -60kg	
	PLISH Vladyslav	Men Kata Team	
	TRYTIAK Oleksandr	Men Kumite +84kg	
		Men Kata	
		Men Kata Team	
	Total athletes: 17		
VEN -	**Venezuela**		
	< NO PLAYER >	Women Round 2	
		Women Round 3	
		Women Round 1	
	< NO PLAYER >	Women Round 2	
		Women Round 3	
		Women Round 1	
	GODOY Diana Auxilliadora	Women Kumite -61kg	
		Women Kata	
		Women Kata Team	
	MARCANO CABEZA Liz Yeraldine	Women Open	
		Women Kumite -55kg	
		Women Kata	
		Women Kata Team	
	RIVERA Ana Esther	Women Kumite -50kg	
		Women Open	
		Women Kata Team	
	< NO PLAYER >	Men Round 2	
		Men Round 3	
		Men Round 4	
		Men Round 5	
		Men Round 1	
	< NO PLAYER >	Men Round 2	
		Men Round 3	
		Men Round 4	
		Men Round 5	
		Men Round 1	
	HERNANDEZ VARGAS Alexander Alfonso	Men Kumite +84kg	

Entry List by NOC

As of TUE 25 JUL 2017 at 08:02

NOC	Name	Event	Date of Birth
	LOPEZ Josue Abraham	Men Kumite -75kg	
	LOPEZ Josue Abraham	Men Kumite -75kg	
	PADRON Yeickson André	Men Kumite -67kg	
	VEGA PARRA Yorman Gonzalo	Men Open	
		Men Kumite -84kg	
	VELIS CORDERO Omar Jose	Men Kata	
		Men Kata Team	
	ZERLIN Fernando Geraldo	Men Kumite -60kg	
		Men Open	
		Men Kata Team	

Total athletes: 13

Competition Schedule

As of SAT 26 AUG 2017

Date	Start Time	Item
MON 24 JUL	09:00	Women Kumite -50kg Women Kumite -55kg Women Kata Men Kumite -60kg Men Kumite -67kg Men Kata
TUE 25 JUL	09:30	Women Kumite -61kg Women Kumite -68kg Women Kumite +68kg Men Kumite -75kg Men Kumite -84kg Men Kumite +84kg
WED 26 JUL	09:00	Women Kumite Team Women Kumite Open Women Kata Team Women Kumite Team Men Kumite Team Men Kumite Open Men Kata Team Men Kumite Team

Medallists

As of MON 24 JUL 2017 at 12:49

Medal	Name	NOC
GOLD	RIVERA Ana Esther	VEN - Venezuela
SILVER	HUBANOVA Maryna	UKR - Ukraine
BRONZE	KALININA Olimpiada	RUS - Russia
BRONZE	SAFARI Bahareh	IRI - Iran

Draw Sheet

As of MON 24 JUL 2017 at 15:44

Unique Group								Matches		
Rank	Id		a	b	c	d	e	Played	Won	Lost
1	a	RIVERA Ana Esther (VEN)	---	2-1 - 1-2	1-1 - 1-1	2-0 - 0-2	2-1 - 1-2	4	4	0
2	b	HUBANOVA Maryna (UKR)	1-2 - 2-1	---	1-0 - 0-1	5-0 - 0-5	4-0 - 0-4	4	3	1
3	c	SAFARI Bahareh (IRI)	1-1 - 1-1	0-1 - 1-0	---	3-0 - 0-3	0-0 - 0-0	4	1	2
3	d	KALININA Olimpiada (RUS)	0-2 - 2-0	0-5 - 5-0	0-3 - 3-0	---	1-0 - 0-1	4	1	3
5	e	MORGIL Melek (TUR)	1-2 - 2-1	0-4 - 4-0	0-0 - 0-0	0-1 - 1-0	---	4	0	3

Result list

Match Number 1 - MAT 2

HUBANOVA Maryna 5 - 0 KALININA Olimpiada
Won by Point

Colour	Name	NOC	Y	WA	IP	Points	Category 1				Category 2				Winner
							C	K	HC	H	C	K	HC	H	
Red	HUBANOVA Maryna	UKR	2		1	**5**					X				X
Blue	KALININA Olimpiada	RUS					X								

LEGEND

C	Chukoku	**H**	Hansoku	**HC**	Hansoku Chui	**IP**	Ippon	**K**	Keikoku
WA	Waza-ari	**YU**	Yuko						

Result list

Match Number 4 - MAT 2

KALININA Olimpiada 1 - 0 MORGIL Melek
Won by Point

Colour	Name	NOC	Y	WA	IP	Points	Category 1				Category 2				Winner
							C	K	HC	H	C	K	HC	H	
Red	KALININA Olimpiada	RUS	1			**1**									X
Blue	MORGIL Melek	TUR									X				

LEGEND

C	Chukoku	**H**	Hansoku	**HC**	Hansoku Chui	**IP**	Ippon	**K**	Keikoku
WA	Waza-ari	**YU**	Yuko						

Result list

Match Number 6 - MAT 2

SAFARI Bahareh 3 - 0 KALININA Olimpiada
Won by Point

Colour	Name	NOC	Y	WA	IP	Points	Category 1				Category 2				Winner
							C	K	HC	H	C	K	HC	H	
Red	SAFARI Bahareh	IRI			1	**3**	X								X
Blue	KALININA Olimpiada	RUS					X	X							

LEGEND

C	Chukoku	**H**	Hansoku	**HC**	Hansoku Chui	**IP**	Ippon	**K**	Keikoku
WA	Waza-ari	**YU**	Yuko						

Result list

Match Number 9 - MAT 2

KALININA Olimpiada 0 - 2 RIVERA Ana Esther
Won by Point

Colour	Name	NOC	Y	WA	IP	Points	Category 1				Category 2				Winner
							C	K	HC	H	C	K	HC	H	
Red	KALININA Olimpiada	RUS					X	X							
Blue	RIVERA Ana Esther	VEN	2			**2**	X								X

LEGEND

C	Chukoku	**H**	Hansoku	**HC**	Hansoku Chui	**IP**	Ippon	**K**	Keikoku
WA	Waza-ari	**YU**	Yuko						

Medallists

As of MON 24 JUL 2017 at 14:41

Medal	Name	NOC
GOLD	HAVRILOVA Vita	UKR - Ukraine
SILVER	ALIEVA Naiba	RUS - Russia
BRONZE	BAYAT Atefeh	IRI - Iran
BRONZE	LIN Wen-Fang	TPE - Chinese Taipei

Draw Sheet

As of MON 24 JUL 2017 at 15:46

MEDALLISTS		
Gold	HAVRILOVA Vita	UKR
Silver	ALIEVA Naiba	RUS
Bronze	BAYAT Atefeh	IRI
Bronze	LIN Wen-Fang	TPE

Quarterfinals

- BAYAT A. IRI
- TOPALOGLU I. TUR
- HAVRILOVA V. UKR
- ALIEVA N. RUS
- LIN W. TPE
- MARCANO CABEZA VEN

Semifinals

- BAYAT A. IRI — 8-0
- HAVRILOVA V. UKR
- ALIEVA N. RUS — 1-0
- MARCANO CABEZA VEN

Final

- HAVRILOVA V. UKR — 2-2
- ALIEVA N. RUS — 2-2

HAVRILOVA Vita — 1-0

Bronze Contests

- BAYAT A. IRI
- LIN W. TPE
- MARCANO CABEZA VEN

LIN W. TPE — 1-1

Result list

Match Number 9 - MAT 2

HAVRILOVA Vita 1 - 0 ALIEVA Naiba
Won by Point

Colour	Name	NOC	Y	WA	IP	Points	Category 1				Category 2				Winner
							C	K	HC	H	C	K	HC	H	
Red	HAVRILOVA Vita	UKR	1			**1**									X
Blue	ALIEVA Naiba	RUS													

LEGEND

C	Chukoku	**H**	Hansoku	**HC**	Hansoku Chui	**IP**	Ippon	**K**	Keikoku
WA	Waza-ari	**YU**	Yuko						

Result list

Match Number 5 - MAT 2

BAYAT Atefeh 2 - 2 HAVRILOVA Vita
Won by Point

Colour	Name	NOC	Y	WA	IP	Points	Category 1				Category 2				Winner
							C	K	HC	H	C	K	HC	H	
Red	BAYAT Atefeh	IRI		1		**2**	X				X				
Blue	HAVRILOVA Vita	UKR	2			**2**									X

LEGEND

C	Chukoku	**H**	Hansoku	**HC**	Hansoku Chui	**IP**	Ippon	**K**	Keikoku
WA	Waza-ari	**YU**	Yuko						

Result list

Match Number 6 - MAT 2

ALIEVA Naiba 2 - 2 MARCANO CABEZA Liz Yeraldine
Won by Point

Colour	Name	NOC	Y	WA	IP	Points	Category 1				Category 2				Winner
							C	K	HC	H	C	K	HC	H	
Red	ALIEVA Naiba	RUS	2			**2**	X								X
Blue	MARCANO CABEZA Liz Yeraldine	VEN	2			**2**					X				

LEGEND

C	Chukoku	**H**	Hansoku	**HC**	Hansoku Chui	**IP**	Ippon	**K**	Keikoku
WA	Waza-ari	**YU**	Yuko						

Result list

Match Number 8 - MAT 2

LIN Wen-Fang 1 - 1 MARCANO CABEZA Liz Yeraldine
Won by Point

Colour	Name	NOC	Y	WA	IP	Points	Category 1				Category 2				Winner
							C	K	HC	H	C	K	HC	H	
Red	LIN Wen-Fang	TPE	1			**1**									X
Blue	MARCANO CABEZA Liz Yeraldine	VEN	1			**1**									

LEGEND

C	Chukoku	**H**	Hansoku	**HC**	Hansoku Chui	**IP**	Ippon	**K**	Keikoku
WA	Waza-ari	**YU**	Yuko						

Result list

Match Number 3 - MAT 2

ALIEVA Naiba 1 - 0 LIN Wen-Fang
Won by Point

Colour	Name	NOC	Y	WA	IP	Points	Category 1				Category 2				Winner
							C	K	HC	H	C	K	HC	H	
Red	ALIEVA Naiba	RUS	1			**1**					X	X			X
Blue	LIN Wen-Fang	TPE									X				

LEGEND

C	Chukoku	**H**	Hansoku	**HC**	Hansoku Chui	**IP**	Ippon	**K**	Keikoku
WA	Waza-ari	**YU**	Yuko						

Medallists

As of TUE 25 JUL 2017 at 12:15

Medal	Name	NOC
GOLD	IANCHUK Karyna	UKR - Ukraine
SILVER	SHARANDOVA Anna Igorevna	RUS - Russia
BRONZE	AKYUZLU Rumeysa	TUR - Turkey
BRONZE	SALMINA Yelena	KAZ - Kazakhstan

Draw Sheet

As of TUE 25 JUL 2017 at 12:33

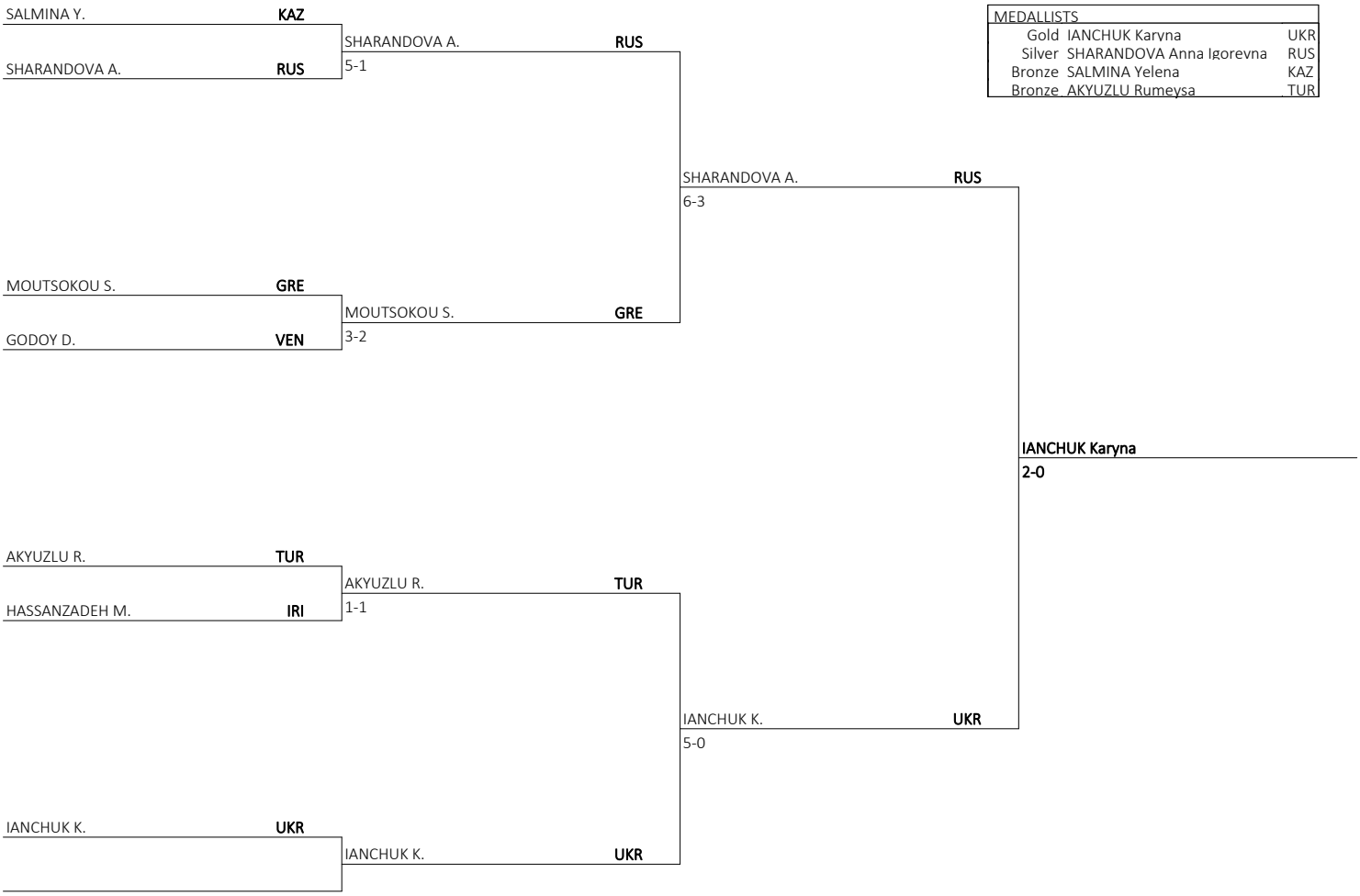

MEDALLISTS		
Gold	IANCHUK Karyna	UKR
Silver	SHARANDOVA Anna Igorevna	RUS
Bronze	SALMINA Yelena	KAZ
Bronze	AKYUZLU Rumeysa	TUR

Bronze Contests

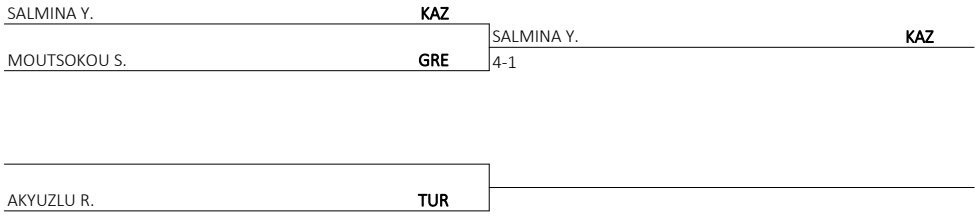

Result list

Match Number 9 - MAT 1

SHARANDOVA Anna Igorevna 0 - 2 IANCHUK Karyna
Won by Point

Colour	Name	NOC	Y	WA	IP	Points	Category 1				Category 2				Winner
							C	K	HC	H	C	K	HC	H	
Red	SHARANDOVA Anna Igorevna	RUS					X	X	X		X	X			
Blue	IANCHUK Karyna	UKR	2			**2**									X

LEGEND

C	Chukoku	**H**	Hansoku	**HC**	Hansoku Chui	**IP**	Ippon	**K**	Keikoku
WA	Waza-ari	**YU**	Yuko						

Result list

Match Number 5 - MAT 1

SHARANDOVA Anna Igorevna 6 - 3 MOUTSOKOU Sofia
Won by Point

Colour	Name	NOC	Y	WA	IP	Points	Category 1				Category 2				Winner
							C	K	HC	H	C	K	HC	H	
Red	SHARANDOVA Anna Igorevna	RUS			2	**6**									X
Blue	MOUTSOKOU Sofia	GRE	3			**3**									

LEGEND

C	Chukoku	**H**	Hansoku	**HC**	Hansoku Chui	**IP**	Ippon	**K**	Keikoku
WA	Waza-ari	**YU**	Yuko						

Report Created TUE 25 JUL 2017 12:07

Result list

Match Number 6 - MAT 1

AKYUZLU Rumeysa 0 - 5 IANCHUK Karyna
Won by Point

Colour	Name	NOC	Y	WA	IP	Points	Category 1				Category 2				Winner
							C	K	HC	H	C	K	HC	H	
Red	AKYUZLU Rumeysa	TUR													
Blue	IANCHUK Karyna	UKR	2		1	**5**	X				X	X			X

LEGEND

C	Chukoku	**H**	Hansoku	**HC**	Hansoku Chui	**IP**	Ippon	**K**	Keikoku
WA	Waza-ari	**YU**	Yuko						

Result list

Match Number 7 - MAT 1

SALMINA Yelena 4 - 1 MOUTSOKOU Sofia
Won by Point

Colour	Name	NOC	Y	WA	IP	Points	Category 1				Category 2				Winner
							C	K	HC	H	C	K	HC	H	
Red	SALMINA Yelena	KAZ	4			**4**					X				X
Blue	MOUTSOKOU Sofia	GRE	1			**1**					X				

LEGEND

C	Chukoku	**H**	Hansoku	**HC**	Hansoku Chui	**IP**	Ippon	**K**	Keikoku
WA	Waza-ari	**YU**	Yuko						

Result list

Match Number 1 - MAT 1

SALMINA Yelena 1 - 5 SHARANDOVA Anna Igorevna
Won by Point

Colour	Name	NOC	Y	WA	IP	Points	Category 1				Category 2				Winner
							C	K	HC	H	C	K	HC	H	
Red	SALMINA Yelena	KAZ	1			**1**									
Blue	SHARANDOVA Anna Igorevna	RUS	1	2		**5**	X				X	X	X		X

LEGEND

C	Chukoku	**H**	Hansoku	**HC**	Hansoku Chui	**IP**	Ippon	**K**	Keikoku
WA	Waza-ari	**YU**	Yuko						

Medallists

As of TUE 25 JUL 2017 at 11:49

Medal	Name	NOC
GOLD	MAZHARA Inna	UKR - Ukraine
SILVER	ADRIA Sara	IRI - Iran
BRONZE	DEREKOY Melek	TUR - Turkey
BRONZE	PAVLOVA Daria Aleksandrovna	RUS - Russia

Draw Sheet

As of TUE 25 JUL 2017 at 14:06

Unique Round								Matches		
Rank	Id		a	b	c	d	e	Played	Won	Lost
1	a	MAZHARA Inna (UKR)	---	7-0 - 0-7	9-0 - 0-9	3-1 - 1-3	8-0 - 0-8	4	4	0
2	b	ADRIA Sara (IRI)	0-7 - 7-0	---	7-1 - 1-7	0-1 - 1-0	8-0 - 0-8	4	2	2
3	c	DEREKOY Melek (TUR)	0-9 - 9-0	1-7 - 7-1	---	4-1 - 1-4	8-0 - 0-8	4	2	2
4	d	PAVLOVA Daria Aleksandrovna (RUS)	1-3 - 3-1	1-0 - 0-1	1-4 - 4-1	---	8-0 - 0-8	4	2	2
5	e	LENZI Maira Bonna (BRA)	0-8 - 8-0	0-8 - 8-0	0-8 - 8-0	0-8 - 8-0	---	4	0	4

Result list

Match Number 3 - MAT 2

PAVLOVA Daria Aleksandrovna 1 - 0 ADRIA Sara
Won by Point

Colour	Name	NOC	Y	WA	IP	Points	Category 1				Category 2				Winner
							C	K	HC	H	C	K	HC	H	
Red	PAVLOVA Daria Aleksandrovna	RUS	1			**1**					X				X
Blue	ADRIA Sara	IRI									X	X			

LEGEND

C	Chukoku	**H**	Hansoku	**HC**	Hansoku Chui	**IP**	Ippon	**K**	Keikoku
WA	Waza-ari	**YU**	Yuko						

Result list

Match Number 6 - MAT 2

PAVLOVA Daria Aleksandrovna 1 - 4 DEREKOY Melek
Won by Point

Colour	Name	NOC	Y	WA	IP	Points	Category 1				Category 2				Winner
							C	K	HC	H	C	K	HC	H	
Red	PAVLOVA Daria Aleksandrovna	RUS	1			**1**	X				X				
Blue	DEREKOY Melek	TUR	2	1		**4**					X	X	X		X

LEGEND

C	Chukoku	**H**	Hansoku	**HC**	Hansoku Chui	**IP**	Ippon	**K**	Keikoku
WA	Waza-ari	**YU**	Yuko						

Result list

Match Number 8 - MAT 2

MAZHARA Inna 3 - 1 PAVLOVA Daria Aleksandrovna
Won by Point

Colour	Name	NOC	Y	WA	IP	Points	Category 1				Category 2				Winner
							C	K	HC	H	C	K	HC	H	
Red	MAZHARA Inna	UKR	3			**3**									X
Blue	PAVLOVA Daria Aleksandrovna	RUS	1			**1**	X								

LEGEND

C	Chukoku	**H**	Hansoku	**HC**	Hansoku Chui	**IP**	Ippon	**K**	Keikoku
WA	Waza-ari	**YU**	Yuko						

Result list

Match Number 10 - MAT 2

LENZI Maira Bonna 0 - 0 PAVLOVA Daria Aleksandrovna
Won by Kikken

Colour	Name	NOC	Y	WA	IP	Points	Category 1				Category 2				Winner
							C	K	HC	H	C	K	HC	H	
Red	LENZI Maira Bonna	BRA													
Blue	PAVLOVA Daria Aleksandrovna	RUS													X

LEGEND

C	Chukoku	**H**	Hansoku	**HC**	Hansoku Chui	**IP**	Ippon	**K**	Keikoku
WA	Waza-ari	**YU**	Yuko						

Medallists

As of TUE 25 JUL 2017 at 14:03

Medal	Name	NOC
GOLD	KERESTECI Gamze	TUR - Turkey
SILVER	VERDISH Natalia Vasilyevna	RUS - Russia
BRONZE	JAVAHERI Bita	IRI - Iran

Draw Sheet

As of TUE 25 JUL 2017 at 14:08

Unique Round						Matches		
Rank	Id		a	b	c	Played	Won	Lost
1	a	KERESTECI Gamze (TUR)	---	1-5 - 5-1	8-0 - 0-8	2	1	1
2	b	VERDISH Natalia Vasilyevna (RUS)	5-1 - 1-5	---	2-4 - 4-2	2	1	1
3	c	JAVAHERI Bita (IRI)	0-8 - 8-0	4-2 - 2-4	---	2	1	1

Result list

Match Number 2 - MAT 2

VERDISH Natalia Vasilyevna 2 - 4 JAVAHERI Bita
Won by Point

Colour	Name	NOC	Y	WA	IP	Points	Category 1				Category 2				Winner
							C	K	HC	H	C	K	HC	H	
Red	VERDISH Natalia Vasilyevna	RUS	2			**2**									
Blue	JAVAHERI Bita	IRI	4			**4**									X

LEGEND

C	Chukoku	**H**	Hansoku	**HC**	Hansoku Chui	**IP**	Ippon	**K**	Keikoku
WA	Waza-ari	**YU**	Yuko						

Result list

Match Number 3 - MAT 2

KERESTECI Gamze 1 - 5 VERDISH Natalia Vasilyevna
Won by Point

Colour	Name	NOC	Y	WA	IP	Points	Category 1				Category 2				Winner
							C	K	HC	H	C	K	HC	H	
Red	KERESTECI Gamze	TUR	1			**1**					X				
Blue	VERDISH Natalia Vasilyevna	RUS	2		1	**5**	X				X				X

LEGEND

C	Chukoku	**H**	Hansoku	**HC**	Hansoku Chui	**IP**	Ippon	**K**	Keikoku
WA	Waza-ari	**YU**	Yuko						

Report Created TUE 25 JUL 2017 13:55

Medallists

As of MON 24 JUL 2017 at 12:13

Medal	Name	NOC
GOLD	MARCANO CABEZA Liz Yeraldine	VEN - Venezuela
SILVER	GODOY Diana Auxilliadora	VEN - Venezuela
BRONZE	MARDANI Mojdeh	IRI - Iran
BRONZE	MAZHARA Inna	UKR - Ukraine

Draw Sheet

As of MON 24 JUL 2017 at 15:47

Round of 16	Quarterfinals	Semifinals	Final

HASSANZADEH M. IRI
BEZOYAN D. RUS
BEZOYAN D. RUS 4-1
MAZHARA I. UKR
MOUTSOKOU S. GRE
MAZHARA I. UKR 5-0
MAZHARA I. UKR 4-1
ARAKAKI A. JPN
MARCANO CABEZA VEN
MARCANO CABEZA VEN 4-1
LENZI M. BRA
ISIK K. TUR
ISIK K. TUR 5-0
MARCANO CABEZA VEN 0-0
KRIVOVA I. RUS
SALMINA Y. KAZ
KRIVOVA I. RUS 5-0
MARDANI M. IRI
GODOY D. VEN
GODOY D. VEN 3-2
GODOY D. VEN 3-2
SONMEZ S. TUR
KHYL T. UKR
KHYL T. UKR 5-0
LIN W. TPE
LIN W. TPE
MARCANO CABEZA VEN 4-1
GODOY D. VEN 4-1
KHYL T. UKR 5-0
MARCANO CABEZA Liz Yeraldine 5-0

MEDALLISTS

Gold	MARCANO CABEZA Liz Yeraldin	VEN
Silver	GODOY Diana Auxilliadora	VEN
Bronze	MAZHARA Inna	UKR
Bronze	MARDANI Mojdeh	IRI

Quarter-Finals (R)

ARAKAKI A. JPN
ISIK K. TUR
MARDANI M. IRI
KRIVOVA I. RUS

Bronze Contests

ARAKAKI A. JPN 5-0 MAZHARA I. UKR
MARDANI M. IRI 5-0 KHYL T. UKR
MAZHARA I. UKR 4-1 MARDANI M. IRI

Result list

Match Number 19 - MAT 2

Colour	Name	NOC	Result	Winner
Red	MARCANO CABEZA Liz Yeraldine	VEN	5	X
Blue	GODOY Diana Auxilliadora	VEN	0	

Result list

Match Number 15 - MAT 2

Colour	Name	NOC	Result	Winner
Red	MAZHARA Inna	UKR	1	
Blue	MARCANO CABEZA Liz Yeraldine	VEN	4	X

Result list

Match Number 16 - MAT 2

Colour	Name	NOC	Result	Winner
Red	GODOY Diana Auxilliadora	VEN	4	X
Blue	KHYL Tetiana	UKR	1	

Result list

Match Number 17 - MAT 2

Colour	Name	NOC	Result	Winner
Red	ARAKAKI Aika	JPN	1	
Blue	MAZHARA Inna	UKR	4	X

Result list

Match Number 18 - MAT 2

Colour	Name	NOC	Result	Winner
Red	MARDANI Mojdeh	IRI	4	X
Blue	KHYL Tetiana	UKR	1	

Result list

Match Number 9 - MAT 2

Colour	Name	NOC	Result	Winner
Red	BEZOYAN Diana	RUS	1	
Blue	MAZHARA Inna	UKR	4	X

Result list

Match Number 11 - MAT 2

Colour	Name	NOC	Result	Winner
Red	KRIVOVA Irina Anatolyevna	RUS	2	
Blue	GODOY Diana Auxilliadora	VEN	3	X

Result list

Match Number 14 - MAT 2

Colour	Name	NOC	Result	Winner
Red	MARDANI Mojdeh	IRI	5	X
Blue	KRIVOVA Irina Anatolyevna	RUS	0	

Result list

Match Number 1 - MAT 2

Colour	Name	NOC	Result	Winner
Red	HASSANZADEH Mahnaz	IRI	1	
Blue	BEZOYAN Diana	RUS	4	X

Result list

Match Number 5 - MAT 2

Colour	Name	NOC	Result	Winner
Red	KRIVOVA Irina Anatolyevna	RUS	5	X
Blue	SALMINA Yelena	KAZ	0	

Medallists

Medal	NOC	Name
GOLD	VEN - Venezuela	GODOY Diana Auxilliadora MARCANO CABEZA Liz Yeraldine RIVERA Ana Esther
SILVER	IRI - Iran	AMIRI Nahid BORJI Samaneh YAREH Parvin
BRONZE	TUR - Turkey	ISIK Kader ISIK Rezzan ISIK Zeliha
BRONZE	UKR - Ukraine	KHYL Tetiana MASLO Kateryna MAZHARA Inna

Draw Sheet

As of WED 26 JUL 2017 at 12:09

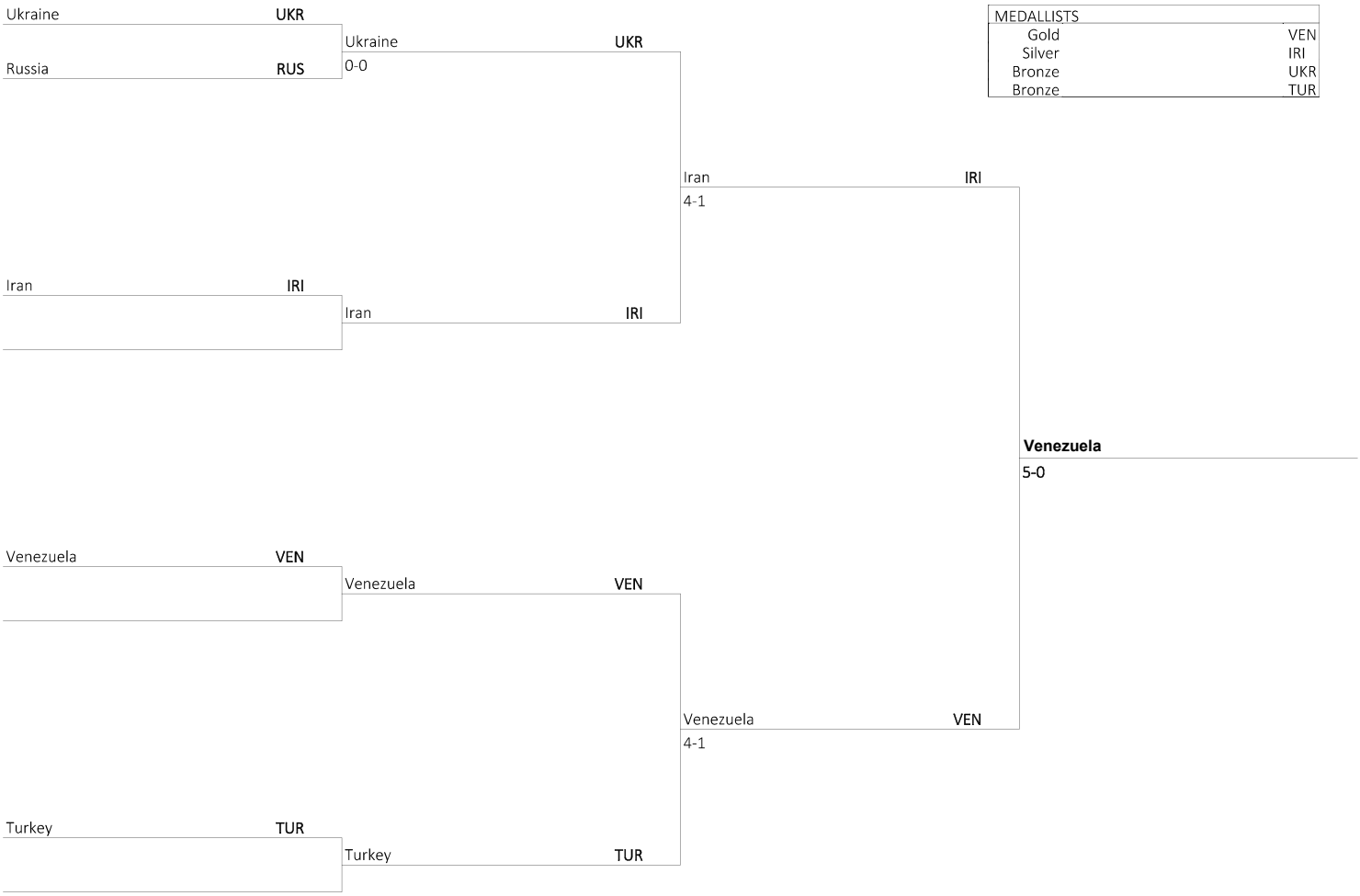

Bronze Contests

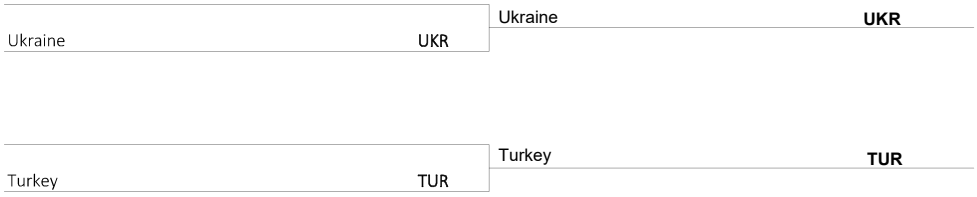

Result list

Match Number 9 - MAT 1

Colour	Name	NOC	Result	Winner
Red	Iran	IRI	0	
Blue	Venezuela	VEN	5	X

Result list

Match Number 5 - MAT 1

Colour	Name	NOC	Result	Winner
Red	Ukraine	UKR	1	
Blue	Iran	IRI	4	X

Result list

Match Number 6 - MAT 1

Colour	Name	NOC	Result	Winner
Red	Venezuela	VEN	4	X
Blue	Turkey	TUR	1	

Result list

Match Number 1 - MAT 1

Colour	Name	NOC	Result	Winner
Red	Ukraine	UKR	0	X
Blue	Russia	RUS	0	

Medallists

Medal	NOC	Name
GOLD	UKR - Ukraine	< NO PLAYER > < NO PLAYER > HAVRILOVA Vita HUBANOVA Maryna IANCHUK Karyna MAZHARA Inna
SILVER	RUS - Russia	< NO PLAYER > < NO PLAYER > ALIEVA Naiba PAVLOVA Daria Aleksandrovna SHARANDOVA Anna Igorevna URBUTITE Olga Bronevna VARAVKO Ekaterina
BRONZE	TUR - Turkey	< NO PLAYER > < NO PLAYER > AKYUZLU Rumeysa DEREKOY Melek MORGIL Melek SONMEZ Sena TOPALOGLU Irem
BRONZE	VEN - Venezuela	< NO PLAYER > < NO PLAYER > GODOY Diana Auxilliadora MARCANO CABEZA Liz Yeraldine RIVERA Ana Esther

Draw Sheet

As of WED 26 JUL 2017 at 16:33

Quarterfinals | **Semifinals** | **Final**

Iran **IRI**

Turkey **TUR**

Turkey **TUR**
2-1

Ukraine **UKR**

Ukraine **UKR**

Ukraine **UKR**
2-0

Ukraine **UKR**

Ukraine
2-0

Venezuela **VEN**

Venezuela **VEN**

Russia **RUS**
2-0

Russia **RUS**

Russia **RUS**

Russia **RUS**

MEDALLISTS		
Gold	Ukraine	UKR
Silver	Russia	RUS
Bronze	Turkey	TUR
Bronze	Venezuela	VEN

Bronze Contests

Turkey **TUR**

Venezuela **VEN**

Results

CONTEST 6

	Ukraine	2 - 0	Russia
Weight Category	Name	Contest Results	Name
R1 kg	**IANCHUK Karyna**	7 - 0	URBUTITE Olga Bronevna
R2 kg	**HAVRILOVA Vita**	3 - 1	PAVLOVA Daria Aleksandrovna
R3 kg	MAZHARA Inna		ALIEVA Naiba

LEGEND

K Keikoku **WA** Waza-ari **YU** Yuko **IP** Ippon

Report Created WED 26 JUL 2017 18:24

Results

CONTEST 2

	Turkey	0 - 2			Ukraine
Weight Category	Name	Contest Results			Name
R1 kg	DEREKOY Melek	4	-	6	**IANCHUK Karyna**
R2 kg	TOPALOGLU Irem	1	-	1	HAVRILOVA Vita
R3 kg	AKYUZLU Rumeysa	2	-	3	**MAZHARA Inna**

LEGEND

K	Keikoku	**WA**	Waza-ari	**YU**	Yuko	**IP**	Ippon

Results

CONTEST 3

	Venezuela	0 - 2	Russia
Weight Category	Name	Contest Results	Name
R1 kg	RIVERA Ana Esther	1 - 5	**URBUTITE Olga Bronevna**
R2 kg	MARCANO CABEZA Liz Yeraldine	2 - 2	**ALIEVA Naiba**
R3 kg	GODOY Diana Auxilliadora		PAVLOVA Daria Aleksandrovna

LEGEND

K Keikoku **WA** Waza-ari **YU** Yuko **IP** Ippon

Result list

Match Number 3 - MAT 1

RIVERA Ana Esther 1 - 5 URBUTITE Olga Bronevna
Won by Point

Colour	Name	NOC	Y	WA	IP	Points	Category 1				Category 2				Winner
							C	K	HC	H	C	K	HC	H	
Red	RIVERA Ana Esther	VEN	1			**1**					X				
Blue	URBUTITE Olga Bronevna	RUS	5			**5**					X				X

LEGEND

C	Chukoku	**H**	Hansoku	**HC**	Hansoku Chui	**IP**	Ippon	**K**	Keikoku
WA	Waza-ari	**YU**	Yuko						

Result list

Match Number 3 - MAT 1

MARCANO CABEZA Liz Yeraldine 2 - 2 ALIEVA Naiba
Won by Point

Colour	Name	NOC	Y	WA	IP	Points	Category 1				Category 2				Winner
							C	K	HC	H	C	K	HC	H	
Red	MARCANO CABEZA Liz Yeraldine	VEN	2			**2**									
Blue	ALIEVA Naiba	RUS	2			**2**									X

LEGEND

C	Chukoku	**H**	Hansoku	**HC**	Hansoku Chui	**IP**	Ippon	**K**	Keikoku
WA	Waza-ari	**YU**	Yuko						

Medallists

As of WED 26 JUL 2017 at 10:16

Medal	Name	NOC
GOLD	IANCHUK Karyna	UKR - Ukraine
SILVER	MAZHARA Inna	UKR - Ukraine
BRONZE	ISIK Kader	TUR - Turkey
BRONZE	MARCANO CABEZA Liz Yeraldine	VEN - Venezuela

Draw Sheet

As of SUN 23 JUL 2017 at 20:21

Round of 16

MAZHARA I. UKR
SALMINA Y. KAZ

LIN W. TPE
ADRIA S. IRI

RIVERA A. VEN
ALIEVA N. RUS

ISIK K. TUR

AKYUZLU R. TUR
MOUTSOKOU S. GRE

IANCHUK K. UKR

MARCANO CABEZA VEN
JAVAHERI B. IRI

PAVLOVA D. RUS

Quarterfinals

MAZHARA I. UKR
0-0
ADRIA S. IRI
1-1

ALIEVA N. RUS
4-2
ISIK K. TUR
3-3

AKYUZLU R. TUR
4-3
IANCHUK K. UKR
1-0

MARCANO CABEZA VEN
7-6
PAVLOVA D. RUS
1-1

Semifinals

MAZHARA I. UKR
3-1
ISIK K. TUR

IANCHUK K. UKR
1-0
MARCANO CABEZA VEN

Final

MAZHARA I. UKR
2-0
IANCHUK K. UKR
0-0

IANCHUK Karyna
1-1

MEDALLISTS		
Gold	IANCHUK Karyna	UKR
Silver	MAZHARA Inna	UKR
Bronze	ISIK Kader	TUR
Bronze	MARCANO CABEZA Liz Yeraldin	VEN

Quarter-Finals (R)

SALMINA Y. KAZ
ADRIA S. IRI

AKYUZLU R. TUR

Bronze Contests

ADRIA S. IRI
0-0
ISIK K. TUR
2-1

AKYUZLU R. TUR
MARCANO CABEZA VEN
6-0

Result list

Match Number 19 - MAT 1

MAZHARA Inna 1 - 1 IANCHUK Karyna
Won by first unopposed point advantage - Senshu

Colour	Name	NOC	Y	WA	IP	Points	Category 1				Category 2				Winner
							C	K	HC	H	C	K	HC	H	
Red	MAZHARA Inna	UKR	1			**1**					X	X			
Blue	IANCHUK Karyna	UKR	1			**1**					X	X			X

LEGEND

C	Chukoku	**H**	Hansoku	**HC**	Hansoku Chui	**IP**	Ippon	**K**	Keikoku
WA	Waza-ari	**YU**	Yuko						

Result list

Match Number 15 - MAT 1

MAZHARA Inna 2 - 0 ISIK Kader
Won by Point

Colour	Name	NOC	Y	WA	IP	Points	Category 1				Category 2				Winner
							C	K	HC	H	C	K	HC	H	
Red	MAZHARA Inna	UKR		1		**2**					X	X			X
Blue	ISIK Kader	TUR									X	X	X		

LEGEND

C	Chukoku	**H**	Hansoku	**HC**	Hansoku Chui	**IP**	Ippon	**K**	Keikoku
WA	Waza-ari	**YU**	Yuko						

Report Created WED 26 JUL 2017 09:57

Result list

Match Number 16 - MAT 1

IANCHUK Karyna 0 - 0 MARCANO CABEZA Liz Yeraldine
Won by decision - Hantei

Colour	Name	NOC	Y	WA	IP	Points	Category 1				Category 2				Winner
							C	K	HC	H	C	K	HC	H	
Red	IANCHUK Karyna	UKR													X
Blue	MARCANO CABEZA Liz Yeraldine	VEN													

LEGEND

C	Chukoku	**H**	Hansoku	**HC**	Hansoku Chui	**IP**	Ippon	**K**	Keikoku
WA	Waza-ari	**YU**	Yuko						

Result list

Match Number 17 - MAT 1

ADRIA Sara 1 - 2 ISIK Kader
Won by Point

Colour	Name	NOC	Y	WA	IP	Points	Category 1				Category 2				Winner
							C	K	HC	H	C	K	HC	H	
Red	ADRIA Sara	IRI	1			**1**									
Blue	ISIK Kader	TUR	2			**2**					X	X	X		X

LEGEND

C	Chukoku	**H**	Hansoku	**HC**	Hansoku Chui	**IP**	Ippon	**K**	Keikoku
WA	Waza-ari	**YU**	Yuko						

Result list

Match Number 18 - MAT 1

AKYUZLU Rumeysa 0 - 6 MARCANO CABEZA Liz Yeraldine
Won by Point

Colour	Name	NOC	Y	WA	IP	Points	Category 1				Category 2				Winner
							C	K	HC	H	C	K	HC	H	
Red	AKYUZLU Rumeysa	TUR									X				
Blue	MARCANO CABEZA Liz Yeraldine	VEN	3		1	**6**					X				X

LEGEND

C	Chukoku	**H**	Hansoku	**HC**	Hansoku Chui	**IP**	Ippon	**K**	Keikoku
WA	Waza-ari	**YU**	Yuko						

Result list

Match Number 10 - MAT 1

ALIEVA Naiba 3 - 3 ISIK Kader
Won by first unopposed point advantage - Senshu

Colour	Name	NOC	Y	WA	IP	Points	Category 1				Category 2				Winner
							C	K	HC	H	C	K	HC	H	
Red	ALIEVA Naiba	RUS	3			**3**									
Blue	ISIK Kader	TUR	3			**3**									X

LEGEND

C	Chukoku	**H**	Hansoku	**HC**	Hansoku Chui	**IP**	Ippon	**K**	Keikoku
WA	Waza-ari	**YU**	Yuko						

Result list

Match Number 12 - MAT 1

MARCANO CABEZA Liz Yeraldine 1 - 1 PAVLOVA Daria Aleksandrovna
Won by decision - Hantei

Colour	Name	NOC	Y	WA	IP	Points	Category 1				Category 2				Winner
							C	K	HC	H	C	K	HC	H	
Red	MARCANO CABEZA Liz Yeraldine	VEN	1			**1**					X	X			X
Blue	PAVLOVA Daria Aleksandrovna	RUS	1			**1**					X	X			

LEGEND

C	Chukoku	**H**	Hansoku	**HC**	Hansoku Chui	**IP**	Ippon	**K**	Keikoku
WA	Waza-ari	**YU**	Yuko						

Result list

Match Number 3 - MAT 1

RIVERA Ana Esther 2 - 4 ALIEVA Naiba
Won by Point

Colour	Name	NOC	Y	WA	IP	Points	Category 1				Category 2				Winner
							C	K	HC	H	C	K	HC	H	
Red	RIVERA Ana Esther	VEN	2			**2**									
Blue	ALIEVA Naiba	RUS	4			**4**									X

LEGEND

C	Chukoku	**H**	Hansoku	**HC**	Hansoku Chui	**IP**	Ippon	**K**	Keikoku
WA	Waza-ari	**YU**	Yuko						

Report Created WED 26 JUL 2017 09:11

Medallists

As of MON 24 JUL 2017 at 13:34

Medal	Name	NOC
GOLD	SADEGHZADEHMOGHADAM Milad	IRI - Iran
SILVER	KOLYAN Tigran	RUS - Russia
BRONZE	BURAK MERT Can	TUR - Turkey
BRONZE	NOVIKOV Viacheslav	UKR - Ukraine

Draw Sheet

As of MON 24 JUL 2017 at 15:50

Round of 16	Quarterfinals	Semifinals	Final

KOLYAN T. RUS
KAO W. TPE
→ KOLYAN T. RUS, 6-0

INABA K. JPN
→ INABA K. JPN

→ KOLYAN T. RUS, 10-0

ALIBRANDI G. ITA
→ ALIBRANDI G. ITA

NOVIKOV V. UKR
→ NOVIKOV V. UKR

→ NOVIKOV V. UKR, 8-4

→ KOLYAN T. RUS, 1-1

ZERLIN F. VEN
→ ZERLIN F. VEN

SADEGHZADEHM. IRI
→ SADEGHZADEHM. IRI

→ SADEGHZADEHM. IRI, 5-0

→ SADEGHZADEHM. IRI, 5-4

BURAK MERT C. TUR
→ BURAK MERT C. TUR

PHANTIB P. THA
→ PHANTIB P. THA

→ BURAK MERT C. TUR, 4-0

SADEGHZADEHMOGHADAM Milad
8-0

MEDALLISTS		
Gold	SADEGHZADEHMOGHADAM M	IRI
Silver	KOLYAN Tigran	RUS
Bronze	NOVIKOV Viacheslav	UKR
Bronze	BURAK MERT Can	TUR

Quarter-Finals (R)

KAO W. TPE
INABA K. JPN
→ KAO W. TPE, 3-0

NOVIKOV V. UKR
→ NOVIKOV V. UKR, 8-0

ZERLIN F. VEN
→ ZERLIN F. VEN

BURAK MERT C. TUR
→ BURAK MERT C. TUR, 3-0

Bronze Contests

KAO W. TPE
NOVIKOV V. UKR
3-0

ZERLIN F. VEN
BURAK MERT C. TUR
3-0

Result list

Match Number 19 - MAT 1

KOLYAN Tigran 0 - 8 SADEGHZADEHMOGHADAM Milad
Won by Point

Colour	Name	NOC	Y	WA	IP	Points	Category 1				Category 2				Winner
							C	K	HC	H	C	K	HC	H	
Red	KOLYAN Tigran	RUS													
Blue	SADEGHZADEHMOGHADAM Milad	IRI	3	1	1	**8**									X

LEGEND

C	Chukoku	**H**	Hansoku	**HC**	Hansoku Chui	**IP**	Ippon	**K**	Keikoku
WA	Waza-ari	**YU**	Yuko						

Result list

Match Number 15 - MAT 1

KOLYAN Tigran 1 - 1 NOVIKOV Viacheslav
Won by first unopposed point advantage - Senshu

Colour	Name	NOC	Y	WA	IP	Points	Category 1				Category 2				Winner
							C	K	HC	H	C	K	HC	H	
Red	KOLYAN Tigran	RUS	1			**1**					X	X	X		X
Blue	NOVIKOV Viacheslav	UKR	1			**1**					X	X	X		

LEGEND

C	Chukoku	**H**	Hansoku	**HC**	Hansoku Chui	**IP**	Ippon	**K**	Keikoku
WA	Waza-ari	**YU**	Yuko						

Result list

Match Number 16 - MAT 1

SADEGHZADEHMOGHADAM Milad 5 - 4 BURAK MERT Can
Won by Point

Colour	Name	NOC	Y	WA	IP	Points	Category 1				Category 2				Winner
							C	K	HC	H	C	K	HC	H	
Red	SADEGHZADEHMOGHADAM Milad	IRI		1	1	**5**					X	X	X		X
Blue	BURAK MERT Can	TUR	4			**4**									

LEGEND

C	Chukoku	**H**	Hansoku	**HC**	Hansoku Chui	**IP**	Ippon	**K**	Keikoku
WA	Waza-ari	**YU**	Yuko						

Result list

Match Number 17 - MAT 1

KAO Wen-Fu 0 - 8 NOVIKOV Viacheslav
Won by Point

Colour	Name	NOC	Y	WA	IP	Points	Category 1				Category 2				Winner
							C	K	HC	H	C	K	HC	H	
Red	KAO Wen-Fu	TPE													
Blue	NOVIKOV Viacheslav	UKR	3	1	1	**8**									X

LEGEND

C	Chukoku	**H**	Hansoku	**HC**	Hansoku Chui	**IP**	Ippon	**K**	Keikoku
WA	Waza-ari	**YU**	Yuko						

Report Created TUE 1 AUG 2017 13:00

Result list

Match Number 18 - MAT 1

ZERLIN Fernando Geraldo 0 - 3 BURAK MERT Can
Won by Point

Colour	Name	NOC	Y	WA	IP	Points	Category 1				Category 2				Winner
							C	K	HC	H	C	K	HC	H	
Red	ZERLIN Fernando Geraldo	VEN					X	X	X		X				
Blue	BURAK MERT Can	TUR	1	1		**3**					X				X

LEGEND

C	Chukoku	**H**	Hansoku	**HC**	Hansoku Chui	**IP**	Ippon	**K**	Keikoku
WA	Waza-ari	**YU**	Yuko						

Report Created MON 24 JUL 2017 13:55

Result list

Match Number 9 - MAT 1

KOLYAN Tigran 10 - 0 INABA Koichi
Won by Point

Colour	Name	NOC	Y	WA	IP	Points	Category 1				Category 2				Winner
							C	K	HC	H	C	K	HC	H	
Red	KOLYAN Tigran	RUS	7		1	**10**									X
Blue	INABA Koichi	JPN													

LEGEND

C	Chukoku	**H**	Hansoku	**HC**	Hansoku Chui	**IP**	Ippon	**K**	Keikoku
WA	Waza-ari	**YU**	Yuko						

Result list

Match Number 1 - MAT 1

KOLYAN Tigran 6 - 0 KAO Wen-Fu
Won by Point

Colour	Name	NOC	Y	WA	IP	Points	Category 1				Category 2				Winner
							C	K	HC	H	C	K	HC	H	
Red	KOLYAN Tigran	RUS	3		1	**6**									X
Blue	KAO Wen-Fu	TPE													

LEGEND

C	Chukoku	**H**	Hansoku	**HC**	Hansoku Chui	**IP**	Ippon	**K**	Keikoku
WA	Waza-ari	**YU**	Yuko						

Medallists

As of MON 24 JUL 2017 at 15:15

Medal	Name	NOC
GOLD	BOROVIKIN Sergei Alexeevich	RUS - Russia
SILVER	SAPMAZ Mehmet Ali	TUR - Turkey
BRONZE	BELENOK Maksym	UKR - Ukraine
BRONZE	KHODAYAR Mohammad	IRI - Iran

Draw Sheet

As of MON 24 JUL 2017 at 15:51

Round of 16	Quarterfinals	Semifinals	Final

MOUTSOKOS N. GRE
BELENOK M. UKR — BELENOK M. UKR, 8-0
DIAZ J. ARG
SAPMAZ M. TUR — SAPMAZ M. TUR, DIAZ J. ARG — BELENOK M. UKR, 5-0
PADRON Y. VEN — PADRON Y. VEN, SAPMAZ M. TUR, 2-0 — SAPMAZ M. TUR, 9-5
KHODAYAR M. IRI — KHODAYAR M. IRI, 0-0
LAMA S. NEP
AZZOUZI O. NED — AZZOUZI O. NED, KHODAYAR M. IRI — KHODAYAR M. IRI, 10-0
DI GUIDO D. ITA — DI GUIDO D. ITA, BOROVIKIN S. RUS — BOROVIKIN S. RUS, 5-2
BOROVIKIN S. RUS — BOROVIKIN S. RUS, 9-1

BOROVIKIN Sergei Alexeevich
2-1

MEDALLISTS		
Gold	BOROVIKIN Sergei Alexeevich	RUS
Silver	SAPMAZ Mehmet Ali	TUR
Bronze	BELENOK Maksym	UKR
Bronze	KHODAYAR Mohammad	IRI

Quarter-Finals (R)

PADRON Y. VEN
BELENOK M. UKR

DI GUIDO D. ITA
KHODAYAR M. IRI

Bronze Contests

PADRON Y. VEN — BELENOK M. UKR, 9-2
DI GUIDO D. ITA — KHODAYAR M. IRI, 7-1

Result list

Match Number 19 - MAT 1

SAPMAZ Mehmet Ali 1 - 2 BOROVIKIN Sergei Alexeevich
Won by Kiken

Colour	Name	NOC	Y	WA	IP	Points	Category 1				Category 2				Winner
							C	K	HC	H	C	K	HC	H	
Red	SAPMAZ Mehmet Ali	TUR	1			**1**									
Blue	BOROVIKIN Sergei Alexeevich	RUS	2			**2**									X

LEGEND

C	Chukoku	**H**	Hansoku	**HC**	Hansoku Chui	**IP**	Ippon	**K**	Keikoku
WA	Waza-ari	**YU**	Yuko						

Result list

Match Number 15 - MAT 1

BELENOK Maksym 5 - 9 SAPMAZ Mehmet Ali
Won by Point

Colour	Name	NOC	Y	WA	IP	Points	Category 1				Category 2				Winner
							C	K	HC	H	C	K	HC	H	
Red	BELENOK Maksym	UKR	3	1		**5**	X				X	X			
Blue	SAPMAZ Mehmet Ali	TUR		3	1	**9**					X				X

LEGEND

C	Chukoku	**H**	Hansoku	**HC**	Hansoku Chui	**IP**	Ippon	**K**	Keikoku
WA	Waza-ari	**YU**	Yuko						

Result list

Match Number 16 - MAT 2

KHODAYAR Mohammad 2 - 5 BOROVIKIN Sergei Alexeevich
Won by Point

Colour	Name	NOC	Y	WA	IP	Points	Category 1				Category 2				Winner
							C	K	HC	H	C	K	HC	H	
Red	KHODAYAR Mohammad	IRI	2			**2**	X	X	X		X	X			
Blue	BOROVIKIN Sergei Alexeevich	RUS	3	1		**5**	X								X

LEGEND

C	Chukoku	**H**	Hansoku	**HC**	Hansoku Chui	**IP**	Ippon	**K**	Keikoku
WA	Waza-ari	**YU**	Yuko						

Result list

Match Number 17 - MAT 1

PADRON Yeickson Andrés 2 - 9 BELENOK Maksym
Won by Point

Colour	Name	NOC	Y	WA	IP	Points	Category 1				Category 2				Winner
							C	K	HC	H	C	K	HC	H	
Red	PADRON Yeickson Andrés	VEN	2			**2**					X				
Blue	BELENOK Maksym	UKR	5	2		**9**	X								X

LEGEND

C	Chukoku	**H**	Hansoku	**HC**	Hansoku Chui	**IP**	Ippon	**K**	Keikoku
WA	Waza-ari	**YU**	Yuko						

Result list

Match Number 18 - MAT 2

DI GUIDO Daniele 1 - 7 KHODAYAR Mohammad
Won by Point

Colour	Name	NOC	Y	WA	IP	Points	Category 1				Category 2				Winner
							C	K	HC	H	C	K	HC	H	
Red	DI GUIDO Daniele	ITA	1			**1**					X	X	X		
Blue	KHODAYAR Mohammad	IRI	7			**7**		X			X	X	X		X

LEGEND

C	Chukoku	**H**	Hansoku	**HC**	Hansoku Chui	**IP**	Ippon	**K**	Keikoku
WA	Waza-ari	**YU**	Yuko						

Report Created TUE 1 AUG 2017 13:18

Result list

Match Number 12 - MAT 2

DI GUIDO Daniele 1 - 9 BOROVIKIN Sergei Alexeevich
Won by Point

Colour	Name	NOC	Y	WA	IP	Points	Category 1				Category 2				Winner
							C	K	HC	H	C	K	HC	H	
Red	DI GUIDO Daniele	ITA	1			**1**					X				
Blue	BOROVIKIN Sergei Alexeevich	RUS	6		1	**9**	X	X			X	X			X

LEGEND

C	Chukoku	**H**	Hansoku	**HC**	Hansoku Chui	**IP**	Ippon	**K**	Keikoku
WA	Waza-ari	**YU**	Yuko						

Medallists

As of TUE 25 JUL 2017 at 11:06

Medal	Name	NOC
GOLD	KOZLOV Nikolay Alexeevich	RUS - Russia
SILVER	MAKHNO Volodymyr	UKR - Ukraine
BRONZE	HRISTOV Nikolay	BUL - Bulgaria
BRONZE	KARDESLER Volkan	TUR - Turkey

Draw Sheet

As of TUE 1 AUG 2017 at 13:19

MEDALLISTS		
Gold	KOZLOV Nikolay Alexeevich	RUS
Silver	MAKHNO Volodymyr	UKR
Bronze	KARDESLER Volkan	TUR
Bronze	HRISTOV Nikolay	BUL

Quarterfinals

REZAEINEJAD K. IRI

KARDESLER V. TUR

KOZLOV N. RUS

BOKLER A. ISR

TORNINCASA M. ITA

MAKHNO V. UKR

HRISTOV N. BUL

LOPEZ J. VEN

Semifinals

KARDESLER V. TUR
8-0

KOZLOV N. RUS
2-2

MAKHNO V. UKR
8-0

HRISTOV N. BUL
3-1

Final

KOZLOV N. RUS
3-2

MAKHNO V. UKR
3-0

KOZLOV Nikolay Alexeevich
6-3

Bronze Contests

BOKLER A. ISR

KARDESLER V. TUR

KARDESLER V. TUR
5-1

TORNINCASA M. ITA

HRISTOV N. BUL

HRISTOV N. BUL
4-1

Result list

Match Number 9 - MAT 1

KOZLOV Nikolay Alexeevich 6 - 3 MAKHNO Volodymyr
Won by Point

Colour	Name	NOC	Y	WA	IP	Points	Category 1				Category 2				Winner
							C	K	HC	H	C	K	HC	H	
Red	KOZLOV Nikolay Alexeevich	RUS	6			**6**	X	X			X	X			X
Blue	MAKHNO Volodymyr	UKR			1	**3**									

LEGEND

C	Chukoku	**H**	Hansoku	**HC**	Hansoku Chui	**IP**	Ippon	**K**	Keikoku
WA	Waza-ari	**YU**	Yuko						

Result list

Match Number 5 - MAT 1

KARDESLER Volkan 2 - 3 KOZLOV Nikolay Alexeevich
Won by Point

Colour	Name	NOC	Y	WA	IP	Points	Category 1				Category 2				Winner
							C	K	HC	H	C	K	HC	H	
Red	KARDESLER Volkan	TUR	2			**2**									
Blue	KOZLOV Nikolay Alexeevich	RUS	3			**3**	X				X	X	X		X

LEGEND

C	Chukoku	**H**	Hansoku	**HC**	Hansoku Chui	**IP**	Ippon	**K**	Keikoku
WA	Waza-ari	**YU**	Yuko						

Result list

Match Number 6 - MAT 1

MAKHNO Volodymyr 3 - 0 HRISTOV Nikolay
Won by Point

Colour	Name	NOC	Y	WA	IP	Points	Category 1				Category 2				Winner
							C	K	HC	H	C	K	HC	H	
Red	MAKHNO Volodymyr	UKR	3			**3**					X	X	X		X
Blue	HRISTOV Nikolay	BUL													

LEGEND

C	Chukoku	**H**	Hansoku	**HC**	Hansoku Chui	**IP**	Ippon	**K**	Keikoku
WA	Waza-ari	**YU**	Yuko						

Result list

Match Number 7 - MAT 1

BOKLER Avi 1 - 5 KARDESLER Volkan
Won by Point

Colour	Name	NOC	Y	WA	IP	Points	Category 1				Category 2				Winner
							C	K	HC	H	C	K	HC	H	
Red	BOKLER Avi	ISR	1			**1**	X	X							
Blue	KARDESLER Volkan	TUR	1	2		**5**					X				X

LEGEND

C	Chukoku	**H**	Hansoku	**HC**	Hansoku Chui	**IP**	Ippon	**K**	Keikoku
WA	Waza-ari	**YU**	Yuko						

Result list

Match Number 8 - MAT 1

TORNINCASA Maurizio 1 - 4 HRISTOV Nikolay
Won by Point

Colour	Name	NOC	Y	WA	IP	Points	Category 1				Category 2				Winner
							C	K	HC	H	C	K	HC	H	
Red	TORNINCASA Maurizio	ITA	1			**1**	X	X	X		X	X	X		
Blue	HRISTOV Nikolay	BUL	1		1	**4**	X								X

LEGEND

C	Chukoku	**H**	Hansoku	**HC**	Hansoku Chui	**IP**	Ippon	**K**	Keikoku
WA	Waza-ari	**YU**	Yuko						

Result list

Match Number 2 - MAT 1

KOZLOV Nikolay Alexeevich 2 - 2 BOKLER Avi
Won by Point

Colour	Name	NOC	Y	WA	IP	Points	Category 1				Category 2				Winner
							C	K	HC	H	C	K	HC	H	
Red	KOZLOV Nikolay Alexeevich	RUS		1		**2**					X				X
Blue	BOKLER Avi	ISR	2			**2**					X	X	X		

LEGEND

C	Chukoku	**H**	Hansoku	**HC**	Hansoku Chui	**IP**	Ippon	**K**	Keikoku
WA	Waza-ari	**YU**	Yuko						

Medallists

As of TUE 25 JUL 2017 at 10:59

Medal	Name	NOC
GOLD	VEGA PARRA Yorman Gonzalo	VEN - Venezuela
SILVER	MAKHNO Oleksandr	UKR - Ukraine
BRONZE	IMPROTA Giovanni	ITA - Italy
BRONZE	MERKOV Alexander Sergeevich	RUS - Russia

Draw Sheet

As of TUE 1 AUG 2017 at 13:21

Quarterfinals	Semifinals	Final

MEDALLISTS		
Gold	VEGA PARRA Yorman Gonzalo	VEN
Silver	MAKHNO Oleksandr	UKR
Bronze	IMPROTA Giovanni	ITA
Bronze	MERKOV Alexander Sergeevich	RUS

CHIU Y. **TPE**

MERKOV A. **RUS**

MERKOV A. **RUS**
8-1

DUNDAR S. **TUR**

VEGA PARRA Y. **VEN**

VEGA PARRA Y. **VEN**
6-5

VEGA PARRA Y. **VEN**
2-2

MAKHNO O. **UKR**

ROCHA M. **MEX**

MAKHNO O. **UKR**
6-0

IMPROTA G. **ITA**

HOUSHYAR M. **IRI**

IMPROTA G. **ITA**
6-2

MAKHNO O. **UKR**
8-0

VEGA PARRA Yorman Gonzalo
0-0

Bronze Contests

DUNDAR S. **TUR**

MERKOV A. **RUS**

MERKOV A. **RUS**
5-3

ROCHA M. **MEX**

IMPROTA G. **ITA**

IMPROTA G. **ITA**
8-0

Result list

Match Number 9 - MAT 2

VEGA PARRA Yorman Gonzalo 0 - 0 MAKHNO Oleksandr
Won by Kikken

Colour	Name	NOC	Y	WA	IP	Points	Category 1				Category 2				Winner
							C	K	HC	H	C	K	HC	H	
Red	VEGA PARRA Yorman Gonzalo	VEN													X
Blue	MAKHNO Oleksandr	UKR													

LEGEND

C	Chukoku	**H**	Hansoku	**HC**	Hansoku Chui	**IP**	Ippon	**K**	Keikoku
WA	Waza-ari	**YU**	Yuko						

Result list

Match Number 5 - MAT 2

MERKOV Alexander Sergeevich 2 - 2 VEGA PARRA Yorman Gonzalo
Won by Point

Colour	Name	NOC	Y	WA	IP	Points	Category 1				Category 2				Winner
							C	K	HC	H	C	K	HC	H	
Red	MERKOV Alexander Sergeevich	RUS	2			**2**					X	X	X		
Blue	VEGA PARRA Yorman Gonzalo	VEN	2			**2**	X	X	X		X				X

LEGEND

C	Chukoku	**H**	Hansoku	**HC**	Hansoku Chui	**IP**	Ippon	**K**	Keikoku
WA	Waza-ari	**YU**	Yuko						

Result list

Match Number 6 - MAT 2

MAKHNO Oleksandr 8 - 0 IMPROTA Giovanni
Won by Kikken

Colour	Name	NOC	Y	WA	IP	Points	Category 1				Category 2				Winner
							C	K	HC	H	C	K	HC	H	
Red	MAKHNO Oleksandr	UKR													X
Blue	IMPROTA Giovanni	ITA					X	X	X	X					

LEGEND

C	Chukoku	**H**	Hansoku	**HC**	Hansoku Chui	**IP**	Ippon	**K**	Keikoku
WA	Waza-ari	**YU**	Yuko						

Result list

Match Number 7 - MAT 2

DUNDAR Sukru 3 - 5 MERKOV Alexander Sergeevich
Won by Point

Colour	Name	NOC	Y	WA	IP	Points	Category 1				Category 2				Winner
							C	K	HC	H	C	K	HC	H	
Red	DUNDAR Sukru	TUR	1	1		**3**					X	X			
Blue	MERKOV Alexander Sergeevich	RUS	2		1	**5**	X	X			X	X			X

LEGEND

C	Chukoku	**H**	Hansoku	**HC**	Hansoku Chui	**IP**	Ippon	**K**	Keikoku
WA	Waza-ari	**YU**	Yuko						

Result list

Match Number 8 - MAT 2

ROCHA Miguel 0 - 8 IMPROTA Giovanni
Won by Hansoku

Colour	Name	NOC	Y	WA	IP	Points	Category 1				Category 2				Winner
							C	K	HC	H	C	K	HC	H	
Red	ROCHA Miguel	MEX			1	**3**					X	X	X	X	
Blue	IMPROTA Giovanni	ITA					X								X

LEGEND

C	Chukoku	**H**	Hansoku	**HC**	Hansoku Chui	**IP**	Ippon	**K**	Keikoku
WA	Waza-ari	**YU**	Yuko						

Result list

Match Number 1 - MAT 2

CHIU Yi-Hao 1 - 8 MERKOV Alexander Sergeevich
Won by Point

Colour	Name	NOC	Y	WA	IP	Points	Category 1				Category 2				Winner
							C	K	HC	H	C	K	HC	H	
Red	CHIU Yi-Hao	TPE	1			**1**	X								
Blue	MERKOV Alexander Sergeevich	RUS	3	1	1	**8**					X				X

LEGEND

C	Chukoku	**H**	Hansoku	**HC**	Hansoku Chui	**IP**	Ippon	**K**	Keikoku
WA	Waza-ari	**YU**	Yuko						

Medallists

As of TUE 25 JUL 2017 at 13:59

Medal	Name	NOC
GOLD	TETYUSHKIN Sergey Mikhaylovich	RUS - Russia
SILVER	TABARTEHFARAHANI Hossein	IRI - Iran
BRONZE	DA SILVA Heron Rodrigues	BRA - Brazil
BRONZE	HERNANDEZ VARGAS Alexander Alfonso	VEN - Venezuela

Draw Sheet

As of TUE 25 JUL 2017 at 15:00

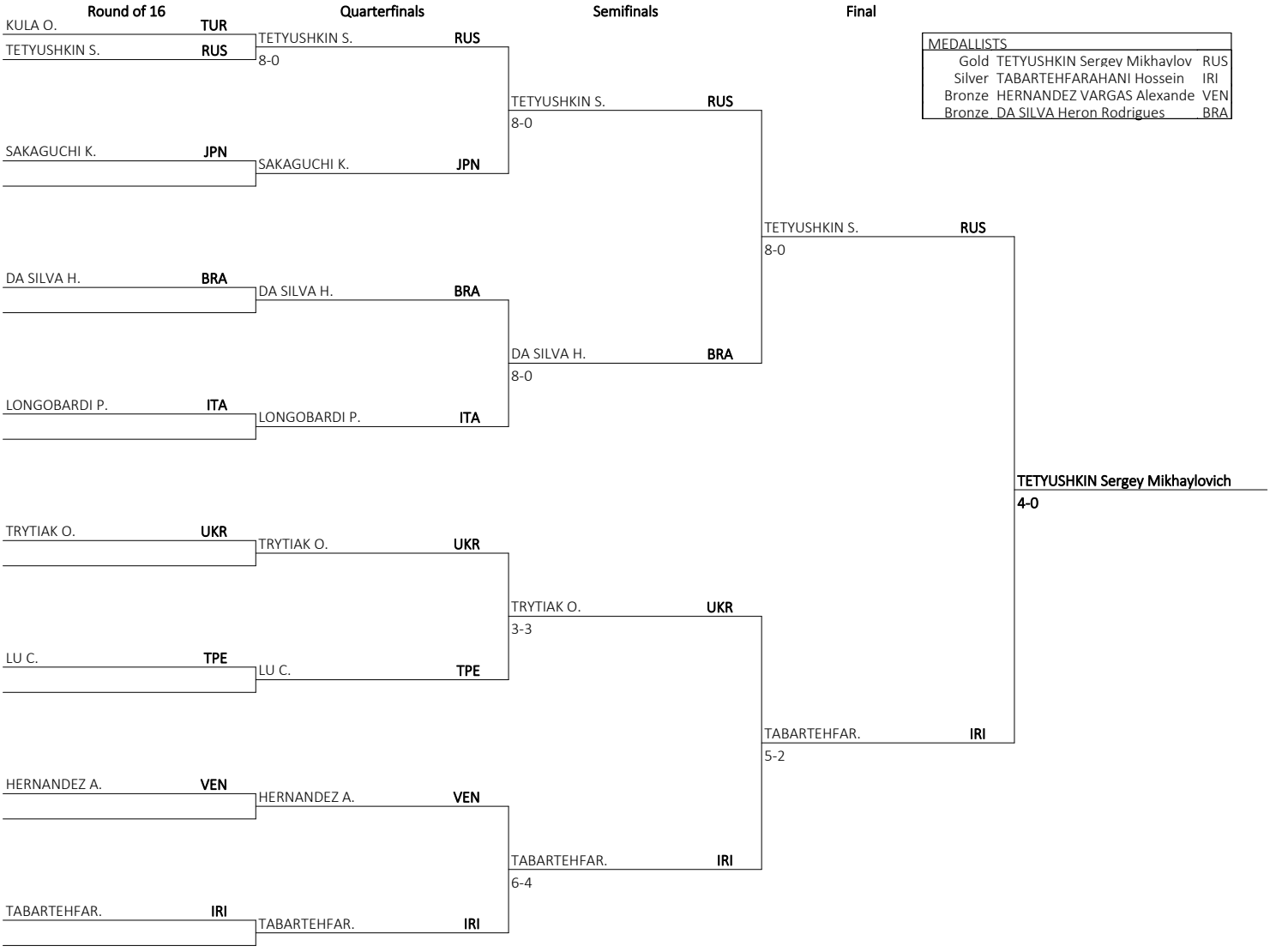

Quarter-Finals (R)

KULA O. TUR
SAKAGUCHI K. JPN

HERNANDEZ A. VEN

Bronze Contests

KULA O. TUR
1-0
DA SILVA H. BRA

HERNANDEZ A. VEN
TRYTIAK O. UKR

DA SILVA H. BRA
9-3

HERNANDEZ A. VEN
1-0

Result list

Match Number 19 - MAT 1

TETYUSHKIN Sergey Mikhaylovich 4 - 0 TABARTEHFARAHANI Hossein
Won by Point

Colour	Name	NOC	Y	WA	IP	Points	Category 1				Category 2				Winner
							C	K	HC	H	C	K	HC	H	
Red	TETYUSHKIN Sergey Mikhaylovich	RUS	1		1	**4**	X				X				X
Blue	TABARTEHFARAHANI Hossein	IRI													

LEGEND

C	Chukoku	**H**	Hansoku	**HC**	Hansoku Chui	**IP**	Ippon	**K**	Keikoku
WA	Waza-ari	**YU**	Yuko						

Result list

Match Number 15 - MAT 1

TETYUSHKIN Sergey Mikhaylovich 8 - 0 DA SILVA Heron Rodrigues
Won by Point

Colour	Name	NOC	Y	WA	IP	Points	Category 1				Category 2				Winner
							C	K	HC	H	C	K	HC	H	
Red	TETYUSHKIN Sergey Mikhaylovich	RUS	5		1	**8**									X
Blue	DA SILVA Heron Rodrigues	BRA									X	X	X		

LEGEND

C	Chukoku	**H**	Hansoku	**HC**	Hansoku Chui	**IP**	Ippon	**K**	Keikoku
WA	Waza-ari	**YU**	Yuko						

Result list

Match Number 16 - MAT 1

TRYTIAK Oleksandr 2 - 5 TABARTEHFARAHANI Hossein
Won by Point

Colour	Name	NOC	Y	WA	IP	Points	Category 1				Category 2				Winner
							C	K	HC	H	C	K	HC	H	
Red	TRYTIAK Oleksandr	UKR	2			**2**					X				
Blue	TABARTEHFARAHANI Hossein	IRI	2		1	**5**					X	X			X

LEGEND

C	Chukoku	**H**	Hansoku	**HC**	Hansoku Chui	**IP**	Ippon	**K**	Keikoku
WA	Waza-ari	**YU**	Yuko						

Result list

Match Number 17 - MAT 1

KULA Osman 3 - 9 DA SILVA Heron Rodrigues
Won by Point

Colour	Name	NOC	Y	WA	IP	Points	Category 1				Category 2				Winner
							C	K	HC	H	C	K	HC	H	
Red	KULA Osman	TUR	3			**3**	X	X	X		X				
Blue	DA SILVA Heron Rodrigues	BRA			3	**9**									X

LEGEND

C	Chukoku	**H**	Hansoku	**HC**	Hansoku Chui	**IP**	Ippon	**K**	Keikoku
WA	Waza-ari	**YU**	Yuko						

Result list

Match Number 18 - MAT 1

HERNANDEZ VARGAS Alexander Alfonso 1 - 0 TRYTIAK Oleksandr
Won by Point

Colour	Name	NOC	Y	WA	IP	Points	Category 1				Category 2				Winner
							C	K	HC	H	C	K	HC	H	
Red	HERNANDEZ VARGAS Alexander Alfonso	VEN	1			**1**					X	X			X
Blue	TRYTIAK Oleksandr	UKR									X				

LEGEND

C	Chukoku	**H**	Hansoku	**HC**	Hansoku Chui	**IP**	Ippon	**K**	Keikoku
WA	Waza-ari	**YU**	Yuko						

Result list

Match Number 9 - MAT 1

TETYUSHKIN Sergey Mikhaylovich 8 - 0 SAKAGUCHI Kenji
Won by Point

Colour	Name	NOC	Y	WA	IP	Points	Category 1				Category 2				Winner
							C	K	HC	H	C	K	HC	H	
Red	TETYUSHKIN Sergey Mikhaylovich	RUS	2		2	**8**									X
Blue	SAKAGUCHI Kenji	JPN									X				

LEGEND

C	Chukoku	**H**	Hansoku	**HC**	Hansoku Chui	**IP**	Ippon	**K**	Keikoku
WA	Waza-ari	**YU**	Yuko						

Result list

Match Number 1 - MAT 1

KULA Osman 0 - 8 TETYUSHKIN Sergey Mikhaylovich
Won by Point

Colour	Name	NOC	Y	WA	IP	Points	Category 1				Category 2				Winner
							C	K	HC	H	C	K	HC	H	
Red	KULA Osman	TUR													
Blue	TETYUSHKIN Sergey Mikhaylovich	RUS	8			**8**									X

LEGEND

C	Chukoku	**H**	Hansoku	**HC**	Hansoku Chui	**IP**	Ippon	**K**	Keikoku
WA	Waza-ari	**YU**	Yuko						

Medallists

As of MON 24 JUL 2017 at 12:12

Medal	Name	NOC
GOLD	PHANTIB Phongsathat	THA - Thailand
SILVER	BURAK MERT Can	TUR - Turkey
BRONZE	BEZOYAN Radiy	RUS - Russia
BRONZE	CICEK Fatih	TUR - Turkey

Draw Sheet

As of MON 24 JUL 2017 at 15:49

Round of 32

LAMA S. NEP
ROCHA M. MEX
HRISTOV N. BUL
LU C. TPE
TRYTIAK O. UKR
CICEK F. TUR
DA SILVA H. BRA
DI GUIDO D. ITA
PAVLYUCHENKO E. RUS
SADI M. IRI
PHANTIB P. THA
MOUTSOKOS N. GRE
KITAMURA K. JPN
VELIS CORDERO VEN
BOKLER A. ISR
MIYASHITA A. JPN
KALNYK O. UKR
BURAK MERT C. TUR
RIECK C. GER
BEZOYAN R. RUS
KAO W. TPE
PRELORENTZOS D. GRE
HASSANPOURTAT. IRI
AZZOUZI O. NED
DIAZ J. ARG

Round of 16

LAMA S. NEP
4-1
LU C. TPE
5-0
CICEK F. TUR
4-1
DA SILVA H. BRA
DI GUIDO D. ITA
5-0
PHANTIB P. THA
5-0
MOUTSOKOS N. GRE
KITAMURA K. JPN
5-0
VELIS CORDERO VEN
5-0
KALNYK O. UKR
4-1
BURAK MERT C. TUR
RIECK C. GER
BEZOYAN R. RUS
4-1
HASSANPOURTAT. IRI
5-0
DIAZ J. ARG

Quarterfinals

LU C. TPE
5-0
CICEK F. TUR
5-0
PHANTIB P. THA
5-0
KITAMURA K. JPN
5-0
VELIS CORDERO VEN
3-2
BURAK MERT C. TUR
5-0
BEZOYAN R. RUS
5-0
DIAZ J. ARG

Semifinals

CICEK F. TUR
5-0
PHANTIB P. THA
4-1
BURAK MERT C. TUR
5-0
BEZOYAN R. RUS
5-0

Final

PHANTIB P. THA
3-2
BURAK MERT C. TUR
3-2

PHANTIB Phongsathat
4-1

MEDALLISTS

Gold	PHANTIB Phongsathat	THA
Silver	BURAK MERT Can	TUR
Bronze	CICEK Fatih	TUR
Bronze	BEZOYAN Radiy	RUS

Repechages (8)

SADI M. IRI
DI GUIDO D. ITA
RIECK C. GER
VELIS CORDERO VEN

Quarter-Finals (R)

DI GUIDO D. ITA
4-1
KITAMURA K. JPN
RIECK C. GER
VELIS CORDERO VEN

Bronze Contests

DI GUIDO D. ITA
5-0
CICEK F. TUR
4-1
VELIS CORDERO VEN
5-0
BEZOYAN R. RUS
BEZOYAN R. RUS
5-0

Result list

Match Number 37 - MAT 1

Colour	Name	NOC	Result	Winner
Red	PHANTIB Phongsathat	THA	4	X
Blue	CAN Burak	TUR	1	

Result list

Match Number 33 - MAT 1

Colour	Name	NOC	Result	Winner
Red	CICEK Fatih	TUR	2	
Blue	PHANTIB Phongsathat	THA	3	X

Result list

Match Number 34 - MAT 1

Colour	Name	NOC	Result	Winner
Red	CAN Burak	TUR	3	X
Blue	BEZOYAN Radiy	RUS	2	

Result list

Match Number 35 - MAT 1

Colour	Name	NOC	Result	Winner
Red	DI GUIDO Daniele	ITA	1	
Blue	CICEK Fatih	TUR	4	X

Result list

Match Number 36 - MAT 1

Colour	Name	NOC	Result	Winner
Red	VELIS CORDERO Omar Jose	VEN	0	
Blue	BEZOYAN Radiy	RUS	5	X

Result list

Match Number 30 - MAT 1

Colour	Name	NOC	Result	Winner
Red	BEZOYAN Radiy	RUS	5	X
Blue	DIAZ Juan Matias	ARG	0	

Result list

Match Number 23 - MAT 1

Colour	Name	NOC	Result	Winner
Red	BEZOYAN Radiy	RUS	5	X
Blue	HASSANPOURTATAROLIA Mostafa	IRI	0	

Result list

Match Number 5 - MAT 1

Colour	Name	NOC	Result	Winner
Red	DI GUIDO Daniele	ITA	5	X
Blue	PAVLYUCHENKO Evgeniy Vitalyevich	RUS	0	

Result list

Match Number 13 - MAT 1

Colour	Name	NOC	Result	Winner
Red	BEZOYAN Radiy	RUS	4	X
Blue	KAO Wen-Fu	TPE	1	

Medallists

Medal	NOC	Name
GOLD	UKR - Ukraine	BELENOK Maksym MAKHNO Oleksandr MAKHNO Volodymyr NOVIKOV Viacheslav TRYTIAK Oleksandr
SILVER	IRI - Iran	HOUSHYAR Mohammadreza KHODAYAR Mohammad MOUSAVI NADARVAND Seyedahmad REZAEINEJAD Kamran SADEGHZADEHMOGHADAM Milad SHAYAN Mohammad TABARTEHFARAHANI Hossein
BRONZE	ITA - Italy	ALIBRANDI Giuseppe DE LUCA Marco DI GUIDO Daniele IMPROTA Giovanni LONGOBARDI Pasquale TORNINCASA Maurizio
BRONZE	RUS - Russia	CHERABAEV Artem GROMOV Mikhail Andreevich KOZLOV Nikolay Alexeevich MERKOV Alexander Sergeevich POMAZKOV Nikita ROMASHOV Evgeny TETYUSHKIN Sergey Mikhaylovich

Draw Sheet

As of WED 26 JUL 2017 at 16:54

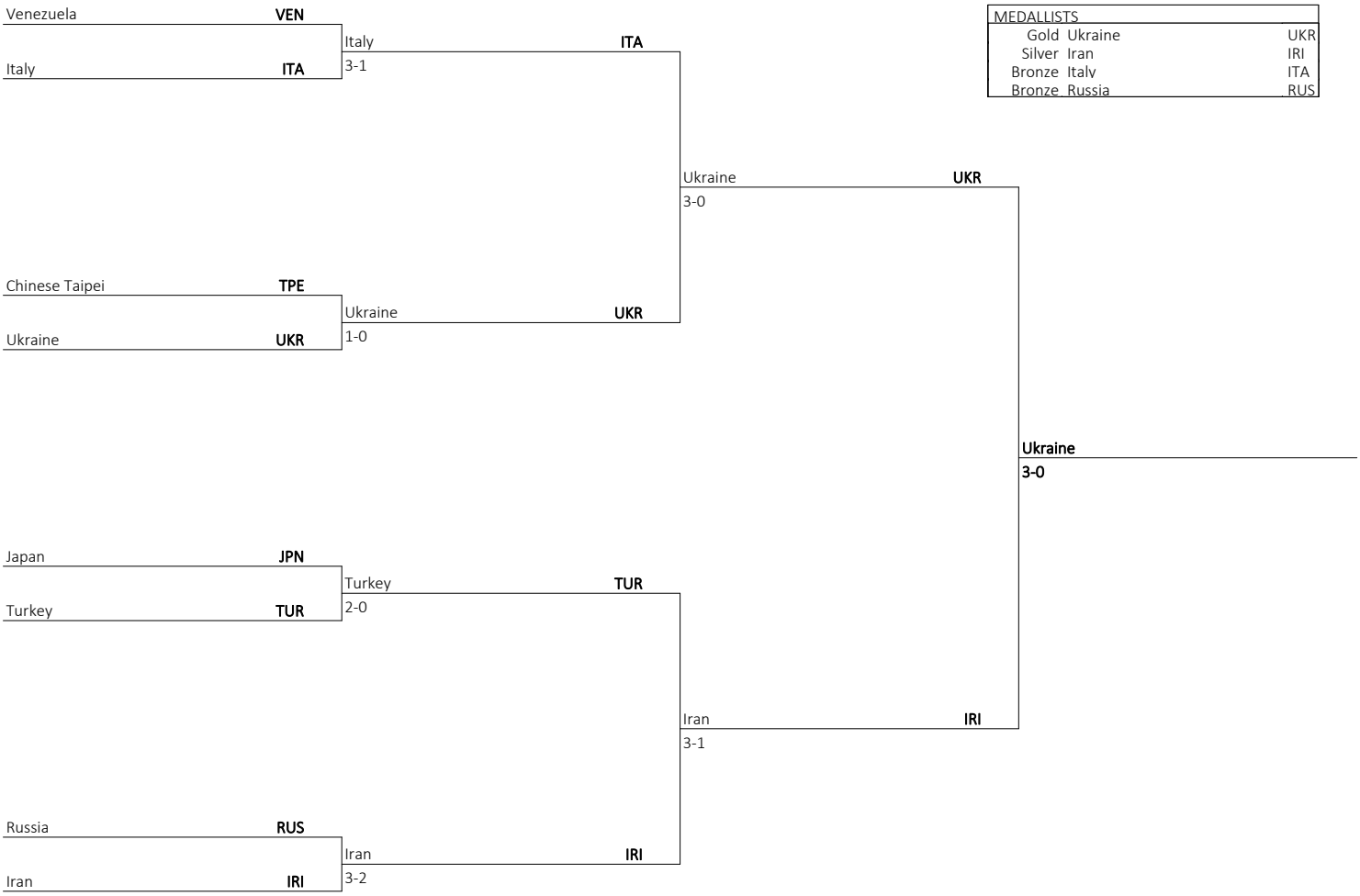

MEDALLISTS		
Gold	Ukraine	UKR
Silver	Iran	IRI
Bronze	Italy	ITA
Bronze	Russia	RUS

Bronze Contests

Chinese Taipei TPE
Italy ITA
Italy
1-0
ITA

Russia RUS
Turkey TUR
Russia
3-1
RUS

Results

CONTEST 9

	Ukraine	3 - 0	Iran
Weight Category	Name	Contest Results	Name
R1 kg	**MAKHNO Oleksandr**	1 - 0	SADEGHZADEHMOGHADAM Milad
R2 kg	**NOVIKOV Viacheslav**	6 - 0	SHAYAN Mohammad
R3 kg	**MAKHNO Volodymyr**	1 - 0	TABARTEHFARAHANI Hossein
R4 kg	BELENOK Maksym		HOUSHYAR Mohammadreza
R5 kg	TRYTIAK Oleksandr		KHODAYAR Mohammad

LEGEND

K Keikoku **WA** Waza-ari **YU** Yuko **IP** Ippon

Results

CONTEST 5

	Italy	0 - 3	Ukraine
Weight Category	Name	Contest Results	Name
R1 kg	IMPROTA Giovanni	0 - 8	**NOVIKOV Viacheslav**
R2 kg	LONGOBARDI Pasquale	0 - 8	**MAKHNO Volodymyr**
R3 kg	TORNINCASA Maurizio	1 - 5	**MAKHNO Oleksandr**
R4 kg	ALIBRANDI Giuseppe		BELENOK Maksym
R5 kg	DI GUIDO Daniele		TRYTIAK Oleksandr

LEGEND

K Keikoku **WA** Waza-ari **YU** Yuko **IP** Ippon

Results

CONTEST 6

	Turkey	1 - 3	Iran
Weight Category	Name	Contest Results	Name
R1 kg	AKBULUT Fatih	1 - 5	**SADEGHZADEHMOGHADAM Milad**
R2 kg	**TIRYAKI Burak**	6 - 0	SHAYAN Mohammad
R3 kg	ATAS Abdullah	2 - 5	**TABARTEHFARAHANI Hossein**
R4 kg	TASKULAK Yucel	1 - 7	**HOUSHYAR Mohammadreza**
R5 kg	KOSE Saban		KHODAYAR Mohammad

LEGEND

K Keikoku **WA** Waza-ari **YU** Yuko **IP** Ippon

Results

CONTEST 7

	Chinese Taipei	0 - 1	Italy
Weight Category	Name	Contest Results	Name
R1 kg	CHIU Yi-Hao	0 - 3	**ALIBRANDI Giuseppe**
R2 kg	KAO Wen-Fu	0 - 0	DI GUIDO Daniele
R3 kg	LU Ching-Feng		LONGOBARDI Pasquale
R4 kg	< NO PLAYER >		IMPROTA Giovanni
R5 kg	< NO PLAYER >		DE LUCA Marco

LEGEND

K Keikoku **WA** Waza-ari **YU** Yuko **IP** Ippon

Report Created FRI 28 JUL 2017 17:00

Results

CONTEST 8

	Russia	3 - 1	Turkey
Weight Category	Name	Contest Results	Name
R1 kg	GROMOV Mikhail Andreevich	2 - 3	**TIRYAKI Burak**
R2 kg	**KOZLOV Nikolay Alexeevich**	7 - 0	ATAS Abdullah
R3 kg	**TETYUSHKIN Sergey Mikhaylovich**	8 - 0	KOSE Saban
R4 kg	**POMAZKOV Nikita**	7 - 4	AKBULUT Fatih
R5 kg	CHERABAEV Artem		KAZMACI Dogan

LEGEND

K Keikoku **WA** Waza-ari **YU** Yuko **IP** Ippon

Report Created FRI 28 JUL 2017 17:00

Result list

Match Number 8 - MAT 2

GROMOV Mikhail Andreevich 2 - 3 TIRYAKI Burak
Won by Point

Colour	Name	NOC	Y	WA	IP	Points	Category 1				Category 2				Winner
							C	K	HC	H	C	K	HC	H	
Red	GROMOV Mikhail Andreevich	RUS		1		**2**	X	X			X				
Blue	TIRYAKI Burak	TUR	1	1		**3**					X	X			X

LEGEND

C	Chukoku	**H**	Hansoku	**HC**	Hansoku Chui	**IP**	Ippon	**K**	Keikoku
WA	Waza-ari	**YU**	Yuko						

Result list

Match Number 8 - MAT 2

KOZLOV Nikolay Alexeevich 7 - 0 ATAS Abdullah
Won by Point

Colour	Name	NOC	Y	WA	IP	Points	Category 1				Category 2				Winner
							C	K	HC	H	C	K	HC	H	
Red	KOZLOV Nikolay Alexeevich	RUS	4		1	**7**									X
Blue	ATAS Abdullah	TUR									X				

LEGEND

C	Chukoku	**H**	Hansoku	**HC**	Hansoku Chui	**IP**	Ippon	**K**	Keikoku
WA	Waza-ari	**YU**	Yuko						

Result list

Match Number 8 - MAT 2

TETYUSHKIN Sergey Mikhaylovich 8 - 0 KOSE Saban
Won by Point

Colour	Name	NOC	Y	WA	IP	Points	Category 1				Category 2				Winner
							C	K	HC	H	C	K	HC	H	
Red	TETYUSHKIN Sergey Mikhaylovich	RUS		1	2	**8**					X				X
Blue	KOSE Saban	TUR													

LEGEND

C	Chukoku	**H**	Hansoku	**HC**	Hansoku Chui	**IP**	Ippon	**K**	Keikoku
WA	Waza-ari	**YU**	Yuko						

Result list

Match Number 8 - MAT 2

POMAZKOV Nikita 7 - 4 AKBULUT Fatih
Won by Point

Colour	Name	NOC	Y	WA	IP	Points	Category 1				Category 2				Winner
							C	K	HC	H	C	K	HC	H	
Red	POMAZKOV Nikita	RUS	7			**7**	X				X	X	X		X
Blue	AKBULUT Fatih	TUR	4			**4**	X				X				

LEGEND

C	Chukoku	**H**	Hansoku	**HC**	Hansoku Chui	**IP**	Ippon	**K**	Keikoku
WA	Waza-ari	**YU**	Yuko						

Results

CONTEST 4

	Russia	2 - 3			Iran
Weight Category	Name	Contest Results			Name
R1 kg	GROMOV Mikhail Andreevich	5	-	9	**SADEGHZADEHMOGHADAM Milad**
R2 kg	**KOZLOV Nikolay Alexeevich**	3	-	0	REZAEINEJAD Kamran
R3 kg	**TETYUSHKIN Sergey Mikhaylovich**	5	-	5	TABARTEHFARAHANI Hossein
R4 kg	POMAZKOV Nikita	6	-	8	**SHAYAN Mohammad**
R5 kg	ROMASHOV Evgeny	0	-	8	**KHODAYAR Mohammad**

LEGEND

K Keikoku **WA** Waza-ari **YU** Yuko **IP** Ippon

Result list

Match Number 4 - MAT 2

GROMOV Mikhail Andreevich 5 - 9 SADEGHZADEHMOGHADAM Milad
Won by Point

Colour	Name	NOC	Y	WA	IP	Points	Category 1				Category 2				Winner
							C	K	HC	H	C	K	HC	H	
Red	GROMOV Mikhail Andreevich	RUS	5			**5**	X				X				
Blue	SADEGHZADEHMOGHADAM Milad	IRI	1	4		**9**									X

LEGEND

C	Chukoku	**H**	Hansoku	**HC**	Hansoku Chui	**IP**	Ippon	**K**	Keikoku
WA	Waza-ari	**YU**	Yuko						

Result list

Match Number 4 - MAT 2

KOZLOV Nikolay Alexeevich 3 - 0 REZAEINEJAD Kamran
Won by Kiken

Colour	Name	NOC	Y	WA	IP	Points	Category 1				Category 2				Winner
							C	K	HC	H	C	K	HC	H	
Red	KOZLOV Nikolay Alexeevich	RUS	3			**3**									X
Blue	REZAEINEJAD Kamran	IRI													

LEGEND

C	Chukoku	**H**	Hansoku	**HC**	Hansoku Chui	**IP**	Ippon	**K**	Keikoku
WA	Waza-ari	**YU**	Yuko						

Result list

Match Number 4 - MAT 2

TETYUSHKIN Sergey Mikhaylovich 5 - 5 TABARTEHFARAHANI Hossein
Won by Point

Colour	Name	NOC	Y	WA	IP	Points	Category 1				Category 2				Winner
							C	K	HC	H	C	K	HC	H	
Red	TETYUSHKIN Sergey Mikhaylovich	RUS	2		1	**5**	X				X	X			X
Blue	TABARTEHFARAHANI Hossein	IRI		1	1	**5**					X				

LEGEND

C	Chukoku	**H**	Hansoku	**HC**	Hansoku Chui	**IP**	Ippon	**K**	Keikoku
WA	Waza-ari	**YU**	Yuko						

Result list

Match Number 4 - MAT 2

POMAZKOV Nikita 6 - 8 SHAYAN Mohammad
Won by Point

Colour	Name	NOC	Y	WA	IP	Points	Category 1				Category 2				Winner
							C	K	HC	H	C	K	HC	H	
Red	POMAZKOV Nikita	RUS	6			**6**	X				X				
Blue	SHAYAN Mohammad	IRI	8			**8**	X				X				X

LEGEND

C	Chukoku	**H**	Hansoku	**HC**	Hansoku Chui	**IP**	Ippon	**K**	Keikoku
WA	Waza-ari	**YU**	Yuko						

Result list

Match Number 4 - MAT 2

ROMASHOV Evgeny 0 - 8 KHODAYAR Mohammad
Won by Point

Colour	Name	NOC	Y	WA	IP	Points	Category 1				Category 2				Winner
							C	K	HC	H	C	K	HC	H	
Red	ROMASHOV Evgeny	RUS													
Blue	KHODAYAR Mohammad	IRI	8			**8**									X

LEGEND

C	Chukoku	**H**	Hansoku	**HC**	Hansoku Chui	**IP**	Ippon	**K**	Keikoku
WA	Waza-ari	**YU**	Yuko						

Medallists

As of WED 26 JUL 2017 at 12:25

Medal	Name	NOC
GOLD	LONGOBARDI Pasquale	ITA - Italy
SILVER	MERKOV Alexander Sergeevich	RUS - Russia
BRONZE	ALIBRANDI Giuseppe	ITA - Italy
BRONZE	ZERLIN Fernando Geraldo	VEN - Venezuela

Draw Sheet

As of WED 26 JUL 2017 at 12:33

Round of 32

ZERLIN F.	VEN
LONGOBARDI P.	ITA
ROCHA M.	MEX
OZCEVIK U.	TUR
KOZLOV N.	RUS
MAKHNO O.	UKR
DIAZ J.	ARG
SAKAGUCHI K.	JPN
LAMA S.	NEP
AZZOUZI O.	NED
CHIU Y.	TPE
TABARTEHFAR.	IRI
MOUSAVI S.	IRI
PHANTIB P.	THA
MAKHNO V.	UKR
ALIBRANDI G.	ITA
MERKOV A.	RUS
DA SILVA H.	BRA
VEGA PARRA Y.	VEN
MOUTSOKOS N.	GRE
ONAY R.	TUR
HRISTOV N.	BUL
LU C.	TPE
BOKLER A.	ISR

Round of 16

LONGOBARDI P.	ITA
2-1	
OZCEVIK U.	TUR
6-0	
KOZLOV N.	RUS
MAKHNO O.	UKR
DIAZ J.	ARG
8-0	
AZZOUZI O.	NED
0-0	
CHIU Y.	TPE
TABARTEHFAR.	IRI
MOUSAVI S.	IRI
0-0	
ALIBRANDI G.	ITA
3-2	
MERKOV A.	RUS
DA SILVA H.	BRA
VEGA PARRA Y.	VEN
2-0	
ONAY R.	TUR
HRISTOV N.	BUL
BOKLER A.	ISR
5-0	

Quarterfinals

LONGOBARDI P.	ITA
3-1	
MAKHNO O.	UKR
4-1	
DIAZ J.	ARG
3-0	
TABARTEHFAR.	IRI
11-4	
ALIBRANDI G.	ITA
6-1	
MERKOV A.	RUS
1-0	
VEGA PARRA Y.	VEN
4-3	
BOKLER A.	ISR
3-1	

Semifinals

LONGOBARDI P.	ITA
8-0	
TABARTEHFAR.	IRI
8-0	
MERKOV A.	RUS
3-2	
BOKLER A.	ISR
3-0	

Final

LONGOBARDI P.	ITA
8-0	
MERKOV A.	RUS
3-0	

LONGOBARDI Pasquale
6-0

MEDALLISTS		
Gold	LONGOBARDI Pasquale	ITA
Silver	MERKOV Alexander Sergeevich	RUS
Bronze	ZERLIN Fernando Geraldo	VEN
Bronze	ALIBRANDI Giuseppe	ITA

Repechages (8)

ZERLIN F.	VEN
OZCEVIK U.	TUR
DA SILVA H.	BRA
ALIBRANDI G.	ITA

Quarter-Finals (R)

ZERLIN F.	VEN
5-0	
MAKHNO O.	UKR
DA SILVA H.	BRA
ALIBRANDI G.	ITA

Bronze Contests

ZERLIN F.	VEN
4-1	
TABARTEHFAR.	IRI
ALIBRANDI G.	ITA
3-0	
BOKLER A.	ISR

ZERLIN F.	VEN
0-0	
ALIBRANDI G.	ITA
2-0	

GENÇLİK VE SPOR BAKANLIĞI
TÜRKİYE MİLLİ OLİMPİYAT KOMİTESİ
T.C. SAMSUN VALİLİĞİ
SAMSUN BÜYÜKŞEHİR BELEDİYESİ
ONDOKUZ MAYIS ÜNİVERSİTESİ
KRONOS
DEAFLYMPICS

Result list

Match Number 38 - MAT 2

LONGOBARDI Pasquale 6 - 0 MERKOV Alexander Sergeevich
Won by Kiken

Colour	Name	NOC	Y	WA	IP	Points	Category 1				Category 2				Winner
							C	K	HC	H	C	K	HC	H	
Red	LONGOBARDI Pasquale	ITA			2	**6**									X
Blue	MERKOV Alexander Sergeevich	RUS									X				

LEGEND

C	Chukoku	**H**	Hansoku	**HC**	Hansoku Chui	**IP**	Ippon	**K**	Keikoku
WA	Waza-ari	**YU**	Yuko						

Result list

Match Number 33 - MAT 2

LONGOBARDI Pasquale 8 - 0 TABARTEHFARAHANI Hossein
Won by Hansoku

Colour	Name	NOC	Y	WA	IP	Points	Category 1				Category 2				Winner
							C	K	HC	H	C	K	HC	H	
Red	LONGOBARDI Pasquale	ITA													X
Blue	TABARTEHFARAHANI Hossein	IRI									X	X	X	X	

LEGEND

C	Chukoku	**H**	Hansoku	**HC**	Hansoku Chui	**IP**	Ippon	**K**	Keikoku
WA	Waza-ari	**YU**	Yuko						

Result list

Match Number 34 - MAT 2

MERKOV Alexander Sergeevich 3 - 0 BOKLER Avi
Won by Point

Colour	Name	NOC	Y	WA	IP	Points	Category 1				Category 2				Winner
							C	K	HC	H	C	K	HC	H	
Red	MERKOV Alexander Sergeevich	RUS	3			**3**	X				X	X	X		X
Blue	BOKLER Avi	ISR													

LEGEND

C	Chukoku	**H**	Hansoku	**HC**	Hansoku Chui	**IP**	Ippon	**K**	Keikoku
WA	Waza-ari	**YU**	Yuko						

Result list

Match Number 36 - MAT 2

ZERLIN Fernando Geraldo 0 - 0 TABARTEHFARAHANI Hossein
Won by Kiken

Colour	Name	NOC	Y	WA	IP	Points	Category 1				Category 2				Winner
							C	K	HC	H	C	K	HC	H	
Red	ZERLIN Fernando Geraldo	VEN													X
Blue	TABARTEHFARAHANI Hossein	IRI													

LEGEND

C	Chukoku	**H**	Hansoku	**HC**	Hansoku Chui	**IP**	Ippon	**K**	Keikoku
WA	Waza-ari	**YU**	Yuko						

Result list

Match Number 37 - MAT 2

ALIBRANDI Giuseppe 2 - 0 BOKLER Avi
Won by Point

Colour	Name	NOC	Y	WA	IP	Points	Category 1				Category 2				Winner
							C	K	HC	H	C	K	HC	H	
Red	ALIBRANDI Giuseppe	ITA	2			**2**					X	X	X		X
Blue	BOKLER Avi	ISR					X				X				

LEGEND

C	Chukoku	**H**	Hansoku	**HC**	Hansoku Chui	**IP**	Ippon	**K**	Keikoku
WA	Waza-ari	**YU**	Yuko						

Result list

Match Number 29 - MAT 2

ALIBRANDI Giuseppe 2 - 3 MERKOV Alexander Sergeevich
Won by Point

Colour	Name	NOC	Y	WA	IP	Points	Category 1				Category 2				Winner
							C	K	HC	H	C	K	HC	H	
Red	ALIBRANDI Giuseppe	ITA	2			**2**					X	X			
Blue	MERKOV Alexander Sergeevich	RUS			1	**3**					X	X	X		X

LEGEND

C	Chukoku	**H**	Hansoku	**HC**	Hansoku Chui	**IP**	Ippon	**K**	Keikoku
WA	Waza-ari	**YU**	Yuko						

Result list

Match Number 18 - MAT 2

KOZLOV Nikolay Alexeevich 1 - 4 MAKHNO Oleksandr
Won by Point

Colour	Name	NOC	Y	WA	IP	Points	Category 1				Category 2				Winner
							C	K	HC	H	C	K	HC	H	
Red	KOZLOV Nikolay Alexeevich	RUS	1			**1**	X	X			X				
Blue	MAKHNO Oleksandr	UKR	1		1	**4**	X	X	X		X	X	X		X

LEGEND

C	Chukoku	**H**	Hansoku	**HC**	Hansoku Chui	**IP**	Ippon	**K**	Keikoku
WA	Waza-ari	**YU**	Yuko						

Result list

Match Number 22 - MAT 2

MERKOV Alexander Sergeevich 1 - 0 DA SILVA Heron Rodrigues
Won by Point

Colour	Name	NOC	Y	WA	IP	Points	Category 1				Category 2				Winner
							C	K	HC	H	C	K	HC	H	
Red	MERKOV Alexander Sergeevich	RUS	1			**1**					X				X
Blue	DA SILVA Heron Rodrigues	BRA									X				

LEGEND

C	Chukoku	**H**	Hansoku	**HC**	Hansoku Chui	**IP**	Ippon	**K**	Keikoku
WA	Waza-ari	**YU**	Yuko						

Report Created WED 26 JUL 2017 10:35

Medallists

Medal	NOC	Name
GOLD	TUR - Turkey	BURAK MERT Can CICEK Fatih SAPMAZ Mehmet Ali
SILVER	UKR - Ukraine	KALNYK Oleksandr PLISH Vladyslav TRYTIAK Oleksandr
BRONZE	RUS - Russia	BEZOYAN Radiy GAYVORONSKIY Evgeny PAVLYUCHENKO Evgeniy Vitalyevich
BRONZE	VEN - Venezuela	LOPEZ Josue Abraham VELIS CORDERO Omar Jose ZERLIN Fernando Geraldo

Draw Sheet

As of WED 26 JUL 2017 at 08:18

MEDALLISTS	
Gold	TUR
Silver	UKR
Bronze	RUS
Bronze	VEN

Quarterfinals		Semifinals		Final	
Ukraine	UKR				
		Ukraine	UKR		
		0-0			
Italy	ITA				
				Ukraine	UKR
				3-2	
Iran	IRI				
		Russia	RUS		
		5-0			
Russia	RUS				
					Turkey
					4-1
Venezuela	VEN				
		Turkey	TUR		
		5-0			
Turkey	TUR				
				Turkey	TUR
				5-0	
Japan	JPN				
		Chinese Taipei	TPE		
		5-0			
Chinese Taipei	TPE				

Bronze Contests

Russia	RUS	Russia	**RUS**
Venezuela	VEN		
Chinese Taipei	TPE	Venezuela	VEN
		0-0	

Result list

Match Number 9 - MAT 1

Colour	Name	NOC	Result	Winner
Red	Ukraine	UKR	1	
Blue	Turkey	TUR	4	X

Result list

Match Number 5 - MAT 1

Colour	Name	NOC	Result	Winner
Red	Ukraine	UKR	3	X
Blue	Russia	RUS	2	

Result list

Match Number 6 - MAT 1

Colour	Name	NOC	Result	Winner
Red	Turkey	TUR	5	X
Blue	Chinese Taipei	TPE	0	

Result list

Match Number 7 - MAT 1

Colour	Name	NOC	Result	Winner
Red	Italy	ITA	0	
Blue	Russia	RUS	0	X

Result list

Match Number 8 - MAT 1

Colour	Name	NOC	Result	Winner
Red	Venezuela	VEN	0	X
Blue	Chinese Taipei	TPE	0	

Result list

Match Number 2 - MAT 1

Colour	Name	NOC	Result	Winner
Red	Iran	IRI	0	
Blue	Russia	RUS	5	X

MEDALS TABLE

RANK	CODE	NOC	GOLD			SILVER			BRONZE			TOTAL		
			M	W	TOT	M	W	TOT	M	W	TOT	M	W	TOT
1	**RUS**	RUSSIA	9	12	**21**	5	3	**8**	5	9	**14**	19	24	**43**
2	**KEN**	KENYA	5		**5**	3	2	**5**	5	1	**6**	13	3	**16**
3	**JPN**	JAPAN	2		**2**	2		**2**	1	1	**2**	5	1	**6**
4	**CUB**	CUBA		2	**2**		1	**1**					3	**3**
5	**CHN**	CHINA	1	1	**2**				1	1	**2**	2	2	**4**
6	**UKR**	UKRAINE	1		**1**	3	8	**11**	2	2	**4**	6	10	**16**
7	**BLR**	BELARUS	1		**1**	3	3	**6**		3	**3**	4	6	**10**
8	**USA**	UNITED STATES OF AMERICA		1	**1**		1	**1**	3	1	**4**	3	3	**6**
9	**TUR**	TURKEY	1		**1**	1		**1**	1		**1**	3		**3**
	GER	GERMANY		1	**1**		1	**1**		1	**1**		3	**3**
11	**IRI**	IRAN	1		**1**	1		**1**				2		**2**
12	**NOR**	NORWAY		1	**1**								1	**1**
	CRO	CROATIA		1	**1**								1	**1**
	SVK	SLOVAK REPUBLIC		1	**1**								1	**1**
	CZE	CZECH REPUBLIC		1	**1**								1	**1**
	LAT	LATVIA	1		**1**							1		**1**
17	**TPE**	CHINESE TAIPEI				1	1	**2**	1		**1**	2	1	**3**
	LTU	LITHUANIA				1	1	**2**	1		**1**	2	1	**3**
19	**KOR**	SOUTH KOREA				1		**1**		1	**1**	1	1	**2**
20	**SWE**	SWEDEN				1		**1**				1		**1**
21	**VEN**	VENEZUELA							1		**1**	1		**1**
	ESP	SPAIN							1		**1**	1		**1**
	EST	ESTONIA								1	**1**		1	**1**
		TOTAL	22	21	**43**	22	21	**43**	22	21	**43**	66	63	**129**

Medallists by Event

As of SUN 30 JUL 2017 at 20:55

After 43 of 43 events

Event Name	Date	Medal	Name	NOC Code
Women 100 Hurdles		GOLD	VANDERMEULEN Janna	USA
		SILVER	SHAPOVAL Yuliia	UKR
		BRONZE	KLECHKINA Anastasia	RUS
Women 10000m		GOLD	YANG Chunhua	CHN
		SILVER	ALDER-BAERENS Nele	GER
		BRONZE	GAYNETDINOVA Daria	RUS
Women 100m		GOLD	GIRAT RIVERO Suslaidy	CUB
		SILVER	WAMIRA Rael	KEN
		BRONZE	GRISHINA Marina	RUS
Women 1500m		GOLD	SOLODOVA Diana	RUS
		SILVER	KOZICH Halina	BLR
		BRONZE	SYDORENKO Anastasiia	UKR
Women 200m		GOLD	GOLOVINA Ksenia	RUS
		SILVER	WAMIRA Beryl	KEN
		BRONZE	CHABATAROVA Tatsiana	BLR
Women 400 Hurdles		GOLD	KHALADZHAN Asya	RUS
		SILVER	KOCHMARYK Viktoriia	UKR
		BRONZE	VANDERMEULEN Janna	USA
Women 400m		GOLD	KHALADZHAN Asya	RUS
		SILVER	TSIARENTSYEVA Alena	BLR
		BRONZE	KUDRIAVTSEVA Ekaterina	RUS
Women 4x100 Relay		GOLD	Russia	RUS
		SILVER	Ukraine	UKR
		BRONZE	Belarus	BLR
Women 4x400 Relay		GOLD	Russia	RUS
		SILVER	Ukraine	UKR
		BRONZE	Belarus	BLR
Women 5000m		GOLD	SOLODOVA Diana	RUS
		SILVER	SYDORENKO Anastasiia	UKR
		BRONZE	WAKONYO Hannah	KEN
Women 800m		GOLD	ABUBIAKIROVA Iuliia	RUS
		SILVER	SOLODOVA Diana	RUS
		BRONZE	KUDRIAVTSEVA Ekaterina	RUS
Women Discus Throw		GOLD	MATOUSKOVA Lenka	CZE
		SILVER	VORONECKAJA Larisa	LTU
		BRONZE	KASHCAVTSEVA Elizaveta	RUS
Women Eptathlon		GOLD	KLECHKINA Anastasia	RUS
		SILVER	POTAPENKO Kateryna	UKR
		BRONZE	MERKER Felicitas	GER
Women Hammer Throw		GOLD	RAAD Trude	NOR
		SILVER	FILIMOSHKINA Rymma	UKR
		BRONZE	KYSYLOVA Yuliia	UKR
Women High Jump		GOLD	KARAPETYAN Kristina	RUS
		SILVER	TIMPSON Carly	USA
		BRONZE	LANDAR Marja-Liisa	EST

Medallists by Event

As of SUN 30 JUL 2017 at 20:55

After 43 of 43 events

Event Name	Date	Medal	Name	NOC Code
Women Javellin Throw		GOLD	STEFANAC Laura	CRO
		SILVER	HSU An-Yi	TPE
		BRONZE	MAMLINA Anastasia	RUS
Women Long Jump		GOLD	GRISHINA Marina	RUS
		SILVER	GIRAT RIVERO Suslaidy	CUB
		BRONZE	ALEMSEITOVA Angela	RUS
Women Marathon		GOLD	ALDER-BAERENS Nele	GER
		SILVER	SVYNOBII Mariia	UKR
		BRONZE	OH Sang Mi	KOR
Women Pole Vault		GOLD	NECHAEVA Maria	RUS
		SILVER	NIKIFOROVA Ekaterina	RUS
		BRONZE	TAKIZAWA Kanako	JPN
Women Shot Put		GOLD	KRISTOFICOVA Ivana	SVK
		SILVER	BIZIAKINA Svetlana	RUS
		BRONZE	REN Chunxia	CHN
Women Triple Jump		GOLD	GIRAT RIVERO Suslaidy	CUB
		SILVER	HRALKO Marharyta	BLR
		BRONZE	ALEMSEITOVA Angela	RUS
Men 10000m		GOLD	CHERONO Symon	KEN
		SILVER	KIPTUM Daniel	KEN
		BRONZE	WARENG Peter Toroitich	KEN
Men 100m		GOLD	VYSHYNSKYI Dmytro	UKR
		SILVER	YADEGARI Hashem	IRI
		BRONZE	JONES Nicholas	USA
Men 110 Hurdles		GOLD	TYSHENKO Alan	RUS
		SILVER	KNYAZEV Vladislav	RUS
		BRONZE	KULIKOV Maxim	RUS
Men 1500m		GOLD	KOECH John	KEN
		SILVER	CHARNIAK Aliaksandr	BLR
		BRONZE	CHERONO Symon	KEN
Men 200m		GOLD	YAMADA Maki	JPN
		SILVER	VYSHYNSKYI Dmytro	UKR
		BRONZE	KOSS Taylor	USA
Men 3000m Steeplechase		GOLD	WANJIRU Lucas	KEN
		SILVER	CHU Chun-Che	TPE
		BRONZE	KIPKEMOI Jacob	KEN
Men 400 Hurdles		GOLD	TYSHENKO Alan	RUS
		SILVER	GREBENSHCHIKOV Konstantin	RUS
		BRONZE	KOSS Taylor	USA
Men 400m		GOLD	SUZEN Yasin	TUR
		SILVER	YAMADA Maki	JPN
		BRONZE	RUDENKO Dmytro	UKR
Men 4x100 Relay		GOLD	Japan	JPN
		SILVER	Ukraine	UKR
		BRONZE	China	CHN

Medallists by Event

As of SUN 30 JUL 2017 at 20:55

After 43 of 43 events

Event Name	Date	Medal	Name	NOC Code
Men 4x400 Relay		GOLD	Russia	RUS
		SILVER	Ukraine	UKR
		BRONZE	Turkey	TUR
Men 5000m		GOLD	CHERONO Symon	KEN
		SILVER	LETTING Michael	KEN
		BRONZE	KIPTUM Daniel	KEN
Men 800m		GOLD	CHARNIAK Aliaksandr	BLR
		SILVER	LEE Mooyong	KOR
		BRONZE	MARTINEZ MORGA Jaime	ESP
Men Decathlon		GOLD	KULIKOV Maxim	RUS
		SILVER	KHILENKO Konstantin	RUS
		BRONZE	TSYBIZOV Kirill	RUS
Men Discus Throw		GOLD	PIRAYGHARCHAMAN Sajjad	IRI
		SILVER	YUGAMI Masateru	JPN
		BRONZE	KALMYKOV Dmitry	RUS
Men Hammer Throw		GOLD	BGAN Maxim	RUS
		SILVER	CAKIR Muhammed	TUR
		BRONZE	ISHIDA Takamasa	JPN
Men High Jump		GOLD	FEDORENKOV Denis	RUS
		SILVER	HRALKO Raman	BLR
		BRONZE	KHILENKO Konstantin	RUS
Men Javellin Throw		GOLD	XIN Shun	CHN
		SILVER	THOR Theodor	SWE
		BRONZE	GARCIA ABREU Jesus	VEN
Men Long Jump		GOLD	GRENINS Maris	LAT
		SILVER	PAKIN Ivan	RUS
		BRONZE	KULIKOV Maxim	RUS
Men Marathon		GOLD	KIPTUM Daniel	KEN
		SILVER	WARENG Peter Toroitich	KEN
		BRONZE	MURIUKI David	KEN
Men Pole Vault		GOLD	FILLIPOV Kirill	RUS
		SILVER	KOCHKAROV Dmitriy	RUS
		BRONZE	CHEN Chung-Yu	TPE
Men Shot Put		GOLD	KALMYKOV Dmitry	RUS
		SILVER	IVASKEVICIUS Vytenis	LTU
		BRONZE	JURKSA Mindaugas	LTU
Men Triple Jump		GOLD	PAKIN Ivan	RUS
		SILVER	HRALKO Raman	BLR
		BRONZE	DANYLCHENKO Volodymyr	UKR

LN/ORD BIB SURNAME & NAME NOC DATE OF BIRTH S.BEST P.BEST



100m Hurdles - Heptathlon - Women

Heptathlon DR	**4930**	**KLECHKINA ANASTASIA**	1994	RUS	SOFIA	31 JUL 2013
Heptathlon WR	**5062**	**OLENKO Kairit**	2008	EST	IZMIR	25 SEP 2008

23 JUL 2017 15:00

1	206	**PUTINTSEVA Yelena**	KAZ	05 JAN 1981	B
2	126	**BRUTSCHER Nadine**	GER	15 JUL 1994	
3	202	**KHIZHNYAKOVA Olga**	KAZ	27 FEB 1994	
4	106	**SAEM Cathy**	EST	14 DEC 1993	
5	417	**POTAPENKO Kateryna**	UKR	14 APR 1988	
6	356	**KLECHKINA Anastasia**	RUS	04 AUG 1994	
7	129	**MERKER Felicitas**	GER	06 MAR 1992	
8	20	**KRAUTSOVA Liudmila**	BLR	31 MAR 1998	

DAILY PROGRAM 23 JUL 2017

LN/ORD	BIB	SURNAME & NAME	NOC	DATE OF BIRTH	S.BEST	P.BEST

Pole Vault - Women - Final

DR	**3.27**	**NECHAEVA Maria**	1982	RUS	SOFIA	30 JUL 2013
WR	**3.30**	**NECHAEVA Maria**	1982	RUS	STARA ZAGORA	272016

23 JUL 2017 16:00

1	194	**TAKIZAWA Kanako**	JPN	30 NOV 1999	**2.20**	A
2	186	**SATO Marino**	JPN	16 SEP 1995	**2.90**	A
3	365	**NIKIFOROVA Ekaterina**	RUS	21 AUG 1997	**3.45**	A
4	206	**PUTINTSEVA Yelena**	KAZ	05 JAN 1981	**1.80**	B
5	364	**NECHAEVA Maria**	RUS	14 DEC 1982	**3.40**	A

Deaflympics Records

3.27	**NECHAEVA** Maria	1982	RUS	SOFIA	30 JUL 2013
3.00	**SATO** Marino		JPN	SOFIA	30 JUL 2013
2.80	**BEDNAREK** Lidia		GER	ROME	27 JUL 2001

LN/ORD BIB SURNAME & NAME NOC DATE OF BIRTH S.BEST P.BEST



Shot Put - Men - First Round

DR	**16.88**	**KALMYKOV Dmitry**	1992	RUS	SOFIA	02 AUG 2013
WR	**16.94**	**HENRIKSSON Bo-Goran**	1947	SWE	LIDINGO	291973

GROUP A

23 JUL 2017 16:10

1	446	**WEIS Alex**	USA	15 AUG 1994	**16.15**	A
2	65	**KOUNG Mpele**	CMR	23 DEC 1974	**15.56**	A
3	252	**ALSHEMERI Nayef**	KUW	11 JUL 1991	**13.20**	A
4	392	**CALHAN Serhan**	TUR	24 APR 1994	**14.58**	A
5	283	**BALLO Moussa**	MLI	22 SEP 1986	**14.59**	A
6	83	**PEREZ PEREZ Hector**	CUB	17 SEP 1988	**12.60**	B
7	245	**ALAJMI Abdullah**	KUW	02 JAN 1984	**13.20**	A
8	76	**MURILLO Pedro**	COL	22 SEP 1986	**13.60**	A

Qualification: 16.10 m (Q) or first 12 (q) to Final

Deaflympics Records

16.88	**KALMYKOV** Dmitry	1992	RUS	SOFIA	02 AUG 2013
16.85	**HENRIKSSON** Bo-Goran		SWE	MALMO	22 JUL 1973
14.42	**RUSSELL** Joe		USA	HELSINKI	6/961
13.15	**KAURELA** Valentin		FIN	LONDON	19 AUG 1935
9.77	**HUFFNER** Bruno		GER	AMSTERDAM	20928
8.62	**CODE** Raymond		FRA	PARIS	13 AUG 1924

LN/ORD BIB SURNAME & NAME NOC DATE OF BIRTH S.BEST P.BEST

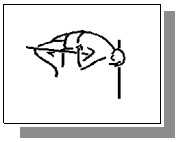

High Jump - Heptathlon - Women

Heptathlon DR	**4930**	**KLECHKINA ANASTASIA**	1994	RUS	SOFIA	31 JUL 2013
Heptathlon WR	**5062**	**OLENKO Kairit**	2008	EST	IZMIR	25 SEP 2008

23 JUL 2017 16:30

1	417	**POTAPENKO Kateryna**	UKR	14 APR 1988	664	3	187
2	126	**BRUTSCHER Nadine**	GER	15 JUL 1994	159	8	692
3	206	**PUTINTSEVA Yelena**	KAZ	05 JAN 1981	263	6	588
4	20	**KRAUTSOVA Liudmila**	BLR	31 MAR 1998	293	5	558
5	129	**MERKER Felicitas**	GER	06 MAR 1992	717	2	134
6	202	**KHIZHNYAKOVA Olga**	KAZ	27 FEB 1994	215	7	636
7	356	**KLECHKINA Anastasia**	RUS	04 AUG 1994	851	1	
8	106	**SAEM Cathy**	EST	14 DEC 1993	447	4	404

DAILY PROGRAM 23 JUL 2017

LN/ORD	BIB	SURNAME & NAME	NOC	DATE OF BIRTH	S.BEST	P.BEST

Shot Put - Men - First Round

DR	**16.88**	**KALMYKOV Dmitry**	1992	RUS	SOFIA	02 AUG 2013
WR	**16.94**	**HENRIKSSON Bo-Goran**	1947	SWE	LIDINGO	291973

GROUP B

23 JUL 2017 17:10

1	435	**HOCKMAN Jacob**	USA	15 MAR 1994	**14.31**	A
2	353	**KHAKIMOV Denis**	RUS	15 MAR 1993	**16.11**	A
3	46	**SHEN Haijun**	CHN	23 JUL 1987	**14.76**	A
4	396	**KILIC Mahmut**	TUR	13 MAY 1983	**14.24**	A
5	265	**IVASKEVICIUS Vytenis**	LTU	09 JUL 1992	**17.30**	A
6	350	**KALMYKOV Dmitry**	RUS	28 FEB 1992	**16.55**	A
7	266	**JURKSA Mindaugas**	LTU	14 OCT 1992	**16.74**	A
8	161	**SAFFARI ASHTIANI Erfan**	IRI	25 JUL 1985	**16.21**	A

Qualification: 16.10 m (Q) or first 12 (q) to Final

Deaflympics Records

16.88	**KALMYKOV** Dmitry	1992	RUS	SOFIA	02 AUG 2013
16.85	**HENRIKSSON** Bo-Goran		SWE	MALMO	22 JUL 1973
14.42	**RUSSELL** Joe		USA	HELSINKI	6/961
13.15	**KAURELA** Valentin		FIN	LONDON	19 AUG 1935
9.77	**HUFFNER** Bruno		GER	AMSTERDAM	20928
8.62	**CODE** Raymond		FRA	PARIS	13 AUG 1924

100 m - Women - First Round

DR	11.71	GIRAT RIVERO Suslaidy	1987	CUB	SOFIA	31 JUL 2013
WR	11.71	GIRAT RIVERO Suslaidy	1987	CUB	SOFIA	312013

HEAT 1 OF 5 — 23 JUL 2017 17:20

LN/ORD	BIB	SURNAME & NAME	NOC	DATE OF BIRTH	S.BEST	P.BEST
2	270	**ABDULLAH Norafaeza**	MAS	25 JUL 2001	**13.01**	A
3	433	**HAGEMAN Makenzie**	USA	17 AUG 1993	**12.05**	A
4	289	**DEN EXTER Elaine**	NED	23 MAR 1997	**12.50**	A
5	12	**CHABATAROVA Tatsiana**	BLR	17 FEB 1984	**12.40**	A
6	294	**ALABI Nofisat**	NGR	13 APR 1992	**12.78**	A
7	422	**TURKOVA Olena**	UKR	26 FEB 1996	**12.85**	A
8	237	**WAMIRA Rael**	KEN	16 JUN 1997	**13.10**	A

HEAT 2 OF 5 — 23 JUL 2017 17:24

LN/ORD	BIB	SURNAME & NAME	NOC	DATE OF BIRTH	S.BEST	P.BEST
2	73	**CHAPARRO Kimberly**	COL	17 NOV 1995	**11.06**	A
3	441	**SCOTT Jaida**	USA	06 APR 2000	**13.02**	A
4	66	**LEUMA Fanta**	CMR	31 OCT 1989	**12.80**	A
5	32	**CAO Yiqi**	CHN	16 JAN 1993	**12.48**	A
6	460	**SAKALA Diniwe**	ZAM	27 JUL 1998	**13.02**	A
7	304	**OYIBOCHA Abigail**	NGR	20 FEB 1985	**12.81**	A
8	349	**GRISHINA Marina**	RUS	24 OCT 1988	**12.42**	A

HEAT 3 OF 5 — 23 JUL 2017 17:28

LN/ORD	BIB	SURNAME & NAME	NOC	DATE OF BIRTH	S.BEST	P.BEST
1	453	**ZAMBRANO PORTE Maria**	VEN	24 SEP 1990	**12.96**	A
2	24	**SADAVAYA Darya**	BLR	31 MAR 1997	**12.20**	A
3	232	**WAFULA Ruth**	KEN	21 APR 1999	**13.30**	A
4	357	**KLIMOVA Oxana**	RUS	12 JUN 1990	**12.65**	A
5	386	**AKAY Aysun**	TUR	30 OCT 1994	**12.56**	A
6	80	**GIRAT RIVERO Suslaidy**	CUB	19 AUG 1987	**12.16**	A
7	376	**ANTUSEKOVA Martina**	SVK	20 MAR 2000	**13.64**	B
8	119	**LOSALA Asnath**	GBR	24 AUG 1994	**12.90**	A

HEAT 4 OF 5 — 23 JUL 2017 17:32

LN/ORD	BIB	SURNAME & NAME	NOC	DATE OF BIRTH	S.BEST	P.BEST
1	286	**SAMABABY Kadiatou**	MLI	30 NOV 1990	**13.20**	B
2	41	**JIANG Xiaolan**	CHN	31 MAR 1991	**12.78**	A
3	67	**MBOE Meyong**	CMR	08 APR 1983	**12.09**	A
4	299	**CHINWE Elekwachi**	NGR	16 MAY 1995	**12.53**	A
5	174	**KOMATSU Ayaka**	JPN	25 JAN 1993	**12.37**	A
6	394	**ESKIN Ipek**	TUR	10 OCT 1999	**13.69**	B
7	116	**OMAR Makasidy**	FRA	18 OCT 1991	**12.98**	A
8	445	**VANDERMEULEN Janna**	USA	08 MAY 1990	**12.85**	A

HEAT 5 OF 5

23 JUL 2017 17:36

1	11	**STAPPERS Flore**	BEL	09 MAY 1995	**12.35**	A
2	105	**OZERSKA Melisa**	EST	02 NOV 1998	**13.41**	A
3	132	**AGYEKUM Vera**	GHA	01 JAN 1992	**13.60**	B
4	345	**FILUSHKINA Alena**	RUS	05 DEC 1996	**12.61**	A
5	235	**WAMIRA Beryl**	KEN	20 JUN 1995	**12.70**	A
6	121	**OUNSLEY Jodie**	GBR	17 JAN 2001	**12.93**	A
7	27	**ZHURBENKOVA Katsiaryna**	BLR	05 MAY 1998	**12.20**	A
8	131	**SCHNEID Georgina**	GER	09 OCT 1990	**12.90**	A

Qualification: First 4 in each heat (Q) and 4 fastest (q) to Semifinal

Deaflympics Records

11.71	**GIRAT RIVERO** Suslaidy	1987	CUB	SOFIA	31 JUL 2013
12.04	**JECKSON** Sherrie		USA	LOS ANGELES	11 JUL 1985
12.40	**DABAT** Michele		FRA	MALMO	22 JUL 1973
12.40	**IVANOVA** Nina		URS	BELGRADE	11 AUG 1969
12.50	**DOERING** Gerda		POL	WASHINGTON	28 JUN 1965
12.50	**REDKINA** Antonina		URS	WASHINGTON	28 JUN 1965
12.80	**PAVLUNINA** Klavdia		URS	HELSINKI	7/961
12.80	**SAMPSON** Barbara		USA	HELSINKI	7/961
13.10	**NUBEK** Anna		URS	MILAN	29 AUG 1957

LN/ORD BIB SURNAME & NAME NOC DATE OF BIRTH S.BEST P.BEST



Hammer Throw - Women - Final

DR	**61.79**	**RAAD Trude**	1990	NOR	SOFIA	31 JUL 2013
WR	**65.03**	**RAAD Trude**	1990	NOR	HAUGESUND	02 AUG 2015

23 JUL 2017 17:30

1	308	**RAAD Trude**	NOR	27 APR 1990	**62.62**	A
2	444	**TIMPSON Carly**	USA	01 JAN 1997	**54.28**	A
3	400	**TAS Yagmur**	TUR	12 FEB 1990	**46.51**	A
4	118	**LISHMAN Bethan**	GBR	15 NOV 1983	**46.60**	A
5	53	**ZHAN Yafei**	CHN	19 MAY 1991	**43.21**	A
6	177	**MURAO Mayu**	JPN	24 SEP 1995	**47.03**	A
7	362	**LYUBCHIK Julia**	RUS	02 SEP 1990	**49.00**	A
8	412	**KYSYLOVA Yuliia**	UKR	06 MAY 1997	**58.73**	A
9	406	**FILIMOSHKINA Rymma**	UKR	11 APR 1986	**62.86**	A

Deaflympics Records

61.79	**RAAD** Trude	1990	NOR	SOFIA	31 JUL 2013
51.84	**FILIMOSHKINA** Rymma		UKR	TAIPEI	11 SEP 2009
45.43	**LIGHTFOOT** Heather		USA	ROME	26 JUL 2001

DAILY PROGRAM 23 JUL 2017

100 m - Men - First Round

DR	**10.61 GASKIN JR Wendell**	1973	USA	COPENHAGEN	20 JUL 1997
WR	**10.21 GASKIN JR Wendell**	1996	USA	SAN JOSE	01 JUN 1996

HEAT 1 OF 11 — 23 JUL 2017 17:50

LN/ORD	BIB	SURNAME & NAME	NOC	DATE OF BIRTH	S.BEST	P.BEST
2	110	**HAILEMESKEL Endeshaw**	ETH	09 SEP 1997	**11.29** A	
3	263	**ALSHAENABI Hasan**	LBA	28 JUL 1997	**11.56** A	
4	461	**SHANKOMBO Brian**	ZAM			
5	332	**AKSENOV Ilia**	RUS	09 DEC 1990	**11.17** A	
6	298	**BOLU John**	NGR	21 FEB 1998	**10.62** A	
7	314	**ZARIN Yaseen**	PAK	01 JAN 1986	**11.70** A	
8	122	**RUDDY John**	GBR	18 NOV 1990	**10.90** A	

HEAT 2 OF 11 — 23 JUL 2017 17:54

LN/ORD	BIB	SURNAME & NAME	NOC	DATE OF BIRTH	S.BEST	P.BEST
2	92	**ROSALES Hilton**	ECU	17 APR 1999	**11.20** A	
3	278	**RAVINA James**	MAU	16 MAR 1998	**11.65** A	
4	58	**KOUASSI Yao**	CIV	28 APR 1995	**11.61** A	
5	236	**WAMIRA David**	KEN	10 APR 1987	**10.40** A	
6	276	**MOHD REFIN Muhammad**	MAS	27 JAN 1996	**11.25** A	
7	455	**BANDA Misozi**	ZAM	05 JAN 1992	**10.96** A	
8	62	**DIWOUTA Edimo**	CMR	11 NOV 1991	**10.98** A	

HEAT 3 OF 11 — 23 JUL 2017 17:58

LN/ORD	BIB	SURNAME & NAME	NOC	DATE OF BIRTH	S.BEST	P.BEST
2	312	**MEHMOOD Tahir**	PAK	15 MAR 1980	**11.70** A	
3	90	**DE LA Rosa Carlos**	ECU	15 AUG 1995	**11.56** A	
4	14	**DIHALEVICH Daniil**	BLR	18 APR 1997	**10.90** A	
5	42	**LI Bin**	CHN	11 JUL 1990	**10.69** A	
6	393	**CETINKAYA Sukru**	TUR	28 SEP 1993	**11.30** A	
7	329	**JIYANE Simo-esihle**	RSA	22 OCT 1996	**11.02** A	
8	436	**JONES Nicholas**	USA	23 JAN 1995	**11.14** A	

HEAT 4 OF 11 — 23 JUL 2017 18:02

LN/ORD	BIB	SURNAME & NAME	NOC	DATE OF BIRTH	S.BEST	P.BEST
1	184	**SASAKI Takuma**	JPN	30 NOV 1993	**10.75** A	
2	463	**TURE' Abubacar**	POR	02 NOV 1998	**11.55** A	
3	375	**LENOIR Kim**	SUI	17 JAN 1996	**11.34** A	
4	59	**TOURE Inza**	CIV	19 DEC 1988	**11.72** B	
5	274	**JAMPERIDIN Muhammad**	MAS	27 JUN 2000	**11.15** A	
6	428	**ESPER Dewayne**	USA	08 JAN 1995	**10.87** A	
7	71	**ALVAREZ Diego**	COL	13 NOV 1997	**11.03** A	
8	2	**NOORI Payman**	AFG	01 JAN 1996	**12.59**	

HEAT 5 OF 11

23 JUL 2017 18:06

2	415	**PENDRAK Maksym**	UKR	01 NOV 1990	**10.93**	A
3	96	**GOMEZ AYALA Victor**	ESP	17 SEP 1996	**11.60**	A
4	317	**JANDA Bartlomiej**	POL	01 FEB 1993	**11.20**	A
5	26	**ZAPOISKIKH Siarhei**	BLR	13 SEP 1999	**11.00**	A
6	144	**OKYERE Ofori**	GHA	28 MAY 1998	**11.65**	A
7	296	**BADMUS Nurudeen**	NGR	04 JUL 1980	**10.50**	A
8	91	**ESPINOZA Jerson**	ECU	14 APR 1998	**11.22**	A

HEAT 6 OF 11

23 JUL 2017 18:10

1	315	**CYGLER Robert**	POL	08 MAR 1991	**11.10**	A
2	166	**AL SAEDI Zaid**	IRQ	02 SEP 1995	**11.10**	A
3	82	**LARRUDET GIL Erly**	CUB	08 AUG 1985	**10.80**	A
4	447	**CEDENO ALVAREZ Anthony**	VEN	13 SEP 1988	**11.48**	A
5	390	**BICER Dogan**	TUR	15 APR 1997	**11.83**	B
6	454	**ALKHAWLANI Mohammed**	YEM	09 SEP 1999	**11.89**	B
7	56	**AMON Patrick**	CIV	08 OCT 1989	**11.48**	A
8	437	**KOSS Taylor**	USA	10 AUG 1993	**10.83**	A

HEAT 7 OF 11

23 JUL 2017 18:14

2	336	**BELIAKOV Aleksandr**	RUS	08 JUN 1994	**11.01**	A
3	87	**CARABALLO CONTRERAS Naza**	DOM	09 MAY 1993	**10.90**	A
4	44	**MA Ruichao**	CHN	30 APR 1994	**11.18**	A
5	114	**TANNER Santeri**	FIN	15 DEC 1996	**11.29**	A
6	231	**SIMIYU Paul**	KEN	26 MAR 1994	**10.60**	A
7	313	**RAHMAN Tahir**	PAK	01 JAN 1981	**11.70**	A
8	285	**KEITA Moussa**	MLI	05 AUG 1990	**11.58**	A

HEAT 8 OF 11

23 JUL 2017 18:18

1	28	**MENDES Lucas**	BRA	02 MAR 1996	**11.45**	A
2	158	**RAMACHANDRAN Yadukrishna**	IND	30 DEC 1995	**11.90**	B
3	9	**KANNEH Sekou**	AUS	01 JAN 2000	**11.12**	A
4	458	**MUBANGA Bright**	ZAM	19 MAY 1995	**11.05**	A
5	452	**SUTIL Jose**	VEN	20 FEB 1994	**10.87**	A
6	305	**SO ORIARI Tamunodiepiriy**	NGR	14 MAR 1984	**10.79**	A
7	68	**TAGNE Mountessou**	CMR	18 JAN 1990	**11.50**	A
8	146	**SAM Emmanuel**	GHA	25 DEC 1992	**11.75**	B

HEAT 9 OF 11

23 JUL 2017 18:22

1	242	**LEE Kwangwon**	KOR	05 MAY 1992	**11.54**	A
2	424	**VYSHYNSKYI Dmytro**	UKR	18 JUL 1996	**10.87**	A
3	50	**XU Zhenqing**	CHN	20 FEB 1989	**11.13**	A
4	72	**CABEZAS ROSERO Janer**	COL	04 OCT 1988	**10.78**	A
5	262	**ALQIDDAR Omer**	LBA	18 MAR 1996	**11.72**	B
6	281	**CHEHOVIKJ Samir**	MKD	23 NOV 1998	**11.05**	A
7	156	**MAHATA Srikrishna**	IND	13 JUL 1994	**11.40**	A
8	468	**SULTANI Ahmad**	AFG	05 OCT 1993	**12.30**	

HEAT 10 OF 11

23 JUL 2017 18:26

2	164	**YADEGARI Hashem**	IRI	26 MAY 1992	**10.95**	A
3	60	**BALEKAMEN Moussou**	CMR	12 APR 1992	**11.20**	A
4	269	**ABD RAHIM Danish**	MAS	02 JAN 1996	**11.25**	A
5	264	**DHU Mohammed**	LBA	15 JUL 1999	**11.70**	A
6	147	**VOUROS Alexios**	GRE	28 DEC 1998	**11.58**	A
7	325	**STEMPURSKI Daniel**	POL	18 JAN 1997	**11.00**	A
8	414	**NOSENKO Mykola**	UKR	16 JAN 1990	**10.58**	A

HEAT 11 OF 11

23 JUL 2017 18:30

1	241	**CHAE Kyongwhn**	KOR	19 JAN 1978	**11.47**	A
2	21	**LAHADZIUK Artsiom**	BLR	11 OCT 1994	**11.10**	A
3	466	**KERI David**	HUN	21 SEP 1993	**11.90**	
4	223	**MUYEKHO Elijah**	KEN	12 JUL 1994	**10.80**	A
5	385	**WANG Shih-Wei**	TPE	06 OCT 1992	**11.09**	A
6	167	**AL-AZZAWI Basim**	IRQ	10 AUG 1990	**10.85**	A
7	282	**TALESKI Davor**	MKD	09 JUN 1999	**11.80**	B
8	140	**GHANSAH Joseph**	GHA	23 OCT 1987	**11.50**	A

Qualification: First 2 in each heat (Q) and 2 fastest (q) to Semifinal

Deaflympics Records					
10.61	**GASKIN JR** Wendell	1973	USA	COPENHAGEN	20 JUL 1997

1500 m - Men - Semifinal

DR	**3:50.81**	**KHOTYANOVICH Alexandr**	1962	URS	CHRISTCHURCH	15 JAN 1989
WR	**3:48.69**	**MENJO Baxtone**	1989	KEN	TORONTO	17 JUL 2012

SEMIFINAL 1 OF 2

23 JUL 2017 18:50

LN/ORD	BIB	SURNAME & NAME	NOC	DATE OF BIRTH	S.BEST	P.BEST
1	295	**ALAMS Mangut**	NGR	15 AUG 1987	**4:09.25**	A
2	320	**MARCINKIEWICZ Adrian**	POL	27 JUN 1993	**4:01.00**	A
3	13	**CHARNIAK Aliaksandr**	BLR	23 NOV 1990	**3:58.00**	A
4	93	**TASINCHANA MAIGUA Jonath**	ECU	02 FEB 1993	**4:12.32**	A
5	379	**JAITEP Uthai**	THA	21 FEB 1991	**4:19.59**	B
6	335	**BAGANOV Daniil**	RUS	10 MAY 1992	**3:56.02**	A
7	128	**HELMIS Daniel**	GER	15 APR 1988	**3:54.43**	A
8	100	**MARTINEZ MORGA Jaime**	ESP	23 JAN 1995	**4:01.89**	A
9	176	**MORIMITSU Yuya**	JPN	21 JUL 1995	**3:54.11**	A
10	165	**AL GBURI Hasan**	IRQ	10 JAN 1998	**4:10.00**	A
11	272	**HOR Wei Hau**	MAS	29 JUL 1999	**4:23.00**	B
12	216	**KOECH John**	KEN	29 AUG 1986	**3:53.50**	A
13	142	**MOHAMMED Samadu**	GHA	15 OCT 1989	**4:13.18**	B
14	63	**FOULEFACK Sonfack**	CMR	28 APR 1994	**4:02.00**	A

SEMIFINAL 2 OF 2

23 JUL 2017 18:58

LN/ORD	BIB	SURNAME & NAME	NOC	DATE OF BIRTH	S.BEST	P.BEST
1	125	**BLEY Alexander**	GER	24 DEC 1990	**3:53.29**	A
2	290	**VAN HOUWELINGEN Ralph**	NED	26 JUL 1994	**3:57.95**	A
3	3	**DIDOUNE Abdellah**	ALG	01 MAY 1985	**4:13.00**	A
4	70	**YEMELE Dongmeza**	CMR	29 JAN 1982	**4:01.00**	A
5	210	**CHERONO Symon**	KEN	24 JUL 1987	**3:54.30**	A
6	229	**OMARI Peter**	KEN	21 DEC 1991	**4:02.10**	A
7	323	**NOWAK Rafal**	POL	26 APR 1975	**3:57.00**	A
8	334	**ANDREEV Andrey**	RUS	06 OCT 1986	**3:59.96**	A
9	134	**ASIEDU Stephen**	GHA	22 DEC 2000	**4:12.10**	A
10	109	**GEBREMARIAM Girmay**	ETH	27 MAY 1998	**4:08.07**	A
11	57	**KOFFI Dja**	CIV	18 JUN 1986	**4:11.30**	A
12	326	**WOJCIECHOWSKI Michal**	POL	02 OCT 1988	**3:55.00**	A
13	168	**YAHYA Ahmed**	IRQ	11 MAY 1990	**4:16.00**	B

Qualification: First 4 in each heat (Q) and 4 fastest (q) to Final

Deaflympics Records

3:50.81	**KHOTYANOVICH** Alexandr	1962	URS	CHRISTCHURCH	15 JAN 1989
3:53.41	**LAUNDRY** Paul		CAN	LOS ANGELES	16 JUL 1985
3:54.60 M	**KARVONEN** Timo		FIN	MALMOE	28 JUL 1973
3:55.70 M	**CHIESURIN** Francesco		ITA	WASHINGTON	01 JUL 1965
4:00.20 M	**BRENDEN** Reider		NOR	HELSINKI	08 AUG 1961
4:05.60 M	**VAN DER LINDEN** Bernhard		GER	MILAN	27 AUG 1957
4:14.60 M	**HERSON** Maurice		FRA	STOCKHOLM	27 AUG 1939
4:23.40 M	**BOUSCARAT** Robert		FRA	LONDON	21 AUG 1935
4:25.20 M	**CHRISTENSEN** Tage		DEN	NUREMBERG	23 AUG 1931

LN/ORD BIB SURNAME & NAME NOC DATE OF BIRTH S.BEST P.BEST



Shot Put - Heptathlon - Women

Heptathlon DR	**4930**	**KLECHKINA ANASTASIA**	1994	RUS	SOFIA	31 JUL 2013
Heptathlon WR	**5062**	**OLENKO Kairit**	2008	EST	IZMIR	25 SEP 2008

23 JUL 2017 19:00

1	106	**SAEM Cathy**	EST	14 DEC 1993	1002	4	573
2	206	**PUTINTSEVA Yelena**	KAZ	05 JAN 1981	632	7	943
3	126	**BRUTSCHER Nadine**	GER	15 JUL 1994	848	6	727
4	356	**KLECHKINA Anastasia**	RUS	04 AUG 1994	1575	1	
5	417	**POTAPENKO Kateryna**	UKR	14 APR 1988	1319	2	256
6	129	**MERKER Felicitas**	GER	06 MAR 1992	1272	3	303
7	20	**KRAUTSOVA Liudmila**	BLR	31 MAR 1998	914	5	661
8	202	**KHIZHNYAKOVA Olga**	KAZ	27 FEB 1994	420	8	1155

10000 m - Men - Final

DR	**29:16.01**	**CHERONO Symon**	1987	KEN	SOFIA	30 JUL 2013
WR	**29:07.53**	**BUTLER Timothy**	1963	GBR	BIRMINGHAM	23 JUN 1989

23 JUL 2017 19:20

LN/ORD	BIB	SURNAME & NAME	NOC	DATE OF BIRTH	S.BEST	P.BEST
1	215	**KIPTUM Daniel**	KEN	28 DEC 1974	**31:16.10**	A
2	210	**CHERONO Symon**	KEN	24 JUL 1987	**30:24.30**	A
3	99	**MARTINEZ ALMEIDA Rafael**	ESP	26 OCT 1981	**33:35.88**	B
4	256	**KHALAF Salem**	KUW	25 MAR 1971	**33:15.00**	A
5	255	**KERAIDI Abdullah**	KUW	22 AUG 1998	**33:15.00**	A
6	54	**ZHANG Yongqiang**	CHN	04 NOV 1990	**33:52.79**	B
7	201	**KASSENOV Bakhtiyar**	KAZ	21 MAY 1984	**35:00.00**	B
8	207	**ZAGRUTDINOV Farid**	KAZ	16 OCT 1989	**35:06.00**	B
9	267	**TUMAITIS Donatas**	LTU	10 AUG 1984	**34:31.74**	B
10	293	**PHADERA Dharmadatta**	NEP	22 SEP 1992	**33:15.00**	A
11	469	**WARENG Peter**	KEN	16 JUL 1982	**30:46.20**	A
12	3	**DIDOUNE Abdellah**	ALG	01 MAY 1985	**32:40.00**	A
13	197	**YAMANAKA Kohichiro**	JPN	27 AUG 1981	**31:58.21**	A
14	115	**ACHEGHANE Medhi**	FRA	21 SEP 1991	**34:28.41**	B
15	326	**WOJCIECHOWSKI Michal**	POL	02 OCT 1988	**31:30.00**	A
16	35	**DU Xianfeng**	CHN	20 OCT 1991	**33:44.81**	B
17	142	**MOHAMMED Samadu**	GHA	15 OCT 1989	**34:34.02**	B
18	145	**OWUSU Francis**	GHA	30 APR 1987	**35:06.00**	B
19	341	**ELNIKOV Alexey**	RUS	23 JUN 1991	**31:20.18**	A

Deaflympics Records

29:16.01	**CHERONO** Symon	1987	KEN	SOFIA	30 JUL 2013
30.00 M	**KARVONE** Timo		FIN	KOLN	24 JUL 1981
30:35.00 M	**VASIYEIEV** Nikolay		URS	MALMOE	22 JUL 1973
32:08.20 M	**FERT** Eusebiusz		POL	HELSINKI	08 AUG 1961
32:19.40 M	**ZDOT** Nicolas		URS	MILAN	28 AUG 1957
33:14.20 M	**LAASKO** Kauko		FIN	BRUSSELS	18 AUG 1953
33:26.40 M	**DAVID** Max		FRA	COPENHAGEN	14 AUG 1949
33:37.40 M	**NIINIKANGAS** Paavo		FIN	LONDON	19 AUG 1935
34:11.40 M	**MOLSA** Matti		FIN	NUREMBERG	22 AUG 1931
36:29.40 M	**VAN DER TORREN** Emile		FRA	PARIS	14 AUG 1924

LN/ORD BIB SURNAME & NAME NOC DATE OF BIRTH S.BEST P.BEST



Triple Jump - Men - Final

DR	**15.51**	**SAVOSTIN Alexey**	1988	RUS	TAIPEI	12 SEP 2009
WR	**15.51**	**SAVOSTIN Alexey**	1988	RUS	TAIPEI	12 SEP 2009

23 JUL 2017 19:30

1	257	**GRENINS Maris**	LAT	25 FEB 1981	**14.37**	A
2	22	**MAISTRENKA Aliaksandr**	BLR	27 APR 2000	**14.00**	A
3	258	**SOKLAKOVS Sergejs**	LAT	21 JAN 1995	**13.45**	A
4	343	**FEDORENKOV Denis**	RUS	18 MAR 1996	**14.79**	A
5	403	**DANYLCHENKO Volodymyr**	UKR	12 OCT 1992	**15.02**	A
6	18	**KOZICH Aliaksandr**	BLR	09 OCT 1987	**15.12**	A
7	162	**SALEHI Mohammadhadi**	IRI	13 SEP 1984	**13.61**	A
8	133	**AMEGASHIE Eugene**	GHA	13 NOV 1990	**13.30**	A
9	367	**PAKIN Ivan**	RUS	18 MAY 1991	**15.03**	A
10	200	**ABAKANOV Rustem**	KAZ	29 JUL 1985	**13.70**	A
11	179	**NAKAMURA Kodai**	JPN	03 APR 1991	**13.71**	A
12	17	**HRALKO Raman**	BLR	28 MAR 1992	**15.09**	A

Deaflympics Records

15.51	**SAVOSTIN** Alexey	1988	RUS	TAIPEI	12 SEP 2009
15.27	**JUDELEVTCH** Viktor		URS	BELGRADE	11 AUG 1969
15.16	**GOUROV** Lev		URS	HELSINKI	6/961
13.84	**HEIKKILA** Voitto		FIN	BRUSSELS	16 AUG 1953
13.09	**SODERGARD** Bror-Erik		FIN	COPENHAGEN	14 AUG 1949

LN/ORD BIB SURNAME & NAME NOC DATE OF BIRTH S.BEST P.BEST

400 m Hurdles - Men - Semifinal

DR	**51.40** M	**SKOMOROKHOV Vyacheslav**	1940	URS	BELGRADE	11 AUG 1969
WR	**49.10** M	**SKOMOROKHOV Vyacheslav**	1940	URS	MEXICO CITY	15 OCT 1968

SEMIFINAL 1 OF 2

23 JUL 2017 20:30

2	5	**NACEUR Mohamed**	ALG	11 OCT 1989	**57.15**	A
3	437	**KOSS Taylor**	USA	10 AUG 1993	**53.27**	A
4	191	**TAKADA Yuji**	JPN	03 NOV 1984	**56.06**	A
5	348	**GREBENSHCHIKOV Konstanti**	RUS	02 JAN 1990	**53.68**	A
6	271	**AZMAN Muhammad**	MAS	28 JAN 1996	**54.35**	A
7	48	**WANG Yingzhe**	CHN	14 MAY 1992	**52.28**	A

SEMIFINAL 2 OF 2

23 JUL 2017 20:36

2	372	**TYSHENKO Alan**	RUS	16 MAR 1989	**53.09**	A
3	434	**HAHN Gunner**	USA	10 JAN 1995	**59.10**	B
4	409	**KOMPANIIETS Serhii**	UKR	17 MAY 1996	**53.02**	A
5	114	**TANNER Santeri**	FIN	15 DEC 1996	**57.10**	A
6	410	**KULYK Mykola**	UKR	24 MAY 1981	**54.12**	A
7	55	**ZHU Jiazhou**	CHN	05 JUN 1992	**54.81**	A

Qualification: First 3 in each heat (Q) and 2 fastest (q) to Final

Deaflympics Records

51.40 M	**SKOMOROKHOV** Vyacheslav	1940	URS	BELGRADE	11 AUG 1969
53.50 M	**HILLE** Christian		GER	MILAN	27 AUG 1957
58.00 M	**KOSKINEN** Veikko		FIN	COPENHAGEN	13 AUG 1949
1:00.40 M	**THULKE** Georg		GER	STOCKHOLM	27 AUG 1939
1:02.40 M	**RUELLAND** Yves		FRA	PARIS	14 AUG 1924

DAILY PROGRAM 23 JUL 2017

LN/ORD BIB SURNAME & NAME NOC DATE OF BIRTH S.BEST P.BEST

200 m - Heptathlon - Women

Heptathlon DR	**4930**	**KLECHKINA ANASTASIA**	1994	RUS	SOFIA	31 JUL 2013
Heptathlon WR	**5062**	**OLENKO Kairit**	2008	EST	IZMIR	25 SEP 2008

23 JUL 2017 21:00

1	356	**KLECHKINA Anastasia**	RUS	04 AUG 1994	2200	1	
2	106	**SAEM Cathy**	EST	14 DEC 1993	1374	4	826
3	202	**KHIZHNYAKOVA Olga**	KAZ	27 FEB 1994	1063	8	1137
4	417	**POTAPENKO Kateryna**	UKR	14 APR 1988	1837	3	363
5	129	**MERKER Felicitas**	GER	06 MAR 1992	1845	2	355
6	20	**KRAUTSOVA Liudmila**	BLR	31 MAR 1998	1338	5	862
7	206	**PUTINTSEVA Yelena**	KAZ	05 JAN 1981	1150	7	1050
8	126	**BRUTSCHER Nadine**	GER	15 JUL 1994	1299	6	901

LN/ORD *BIB* *SURNAME & NAME* *NOC* *DATE OF BIRTH* *S.BEST* *P.BEST*



Heptathlon - Women

DR	**4930**	**KLECHKINA ANASTASIA**	1994	RUS	SOFIA	31 JUL 2013
WR	**5062**	**OLENKO Kairit**	2008	EST	IZMIR	25 SEP 2008

23 JUL 2017 22:00

1	202	**KHIZHNYAKOVA Olga**	KAZ	27 FEB 1994	**3200**	B
2	20	**KRAUTSOVA Liudmila**	BLR	31 MAR 1998	**4250**	A
3	129	**MERKER Felicitas**	GER	06 MAR 1992	**4152**	A
4	417	**POTAPENKO Kateryna**	UKR	14 APR 1988	**4128**	A
5	356	**KLECHKINA Anastasia**	RUS	04 AUG 1994	**4100**	A
6	126	**BRUTSCHER Nadine**	GER	15 JUL 1994	**4119**	A
7	106	**SAEM Cathy**	EST	14 DEC 1993	**3306**	A
8	206	**PUTINTSEVA Yelena**	KAZ	05 JAN 1981	**3100**	B

Deaflympics Records

4930	**KLECHKINA ANASTASIA**	1994	RUS	SOFIA	31 JUL 2013
4903	**JOHNSTON** Connie		USA	CHRISTCHURCH	11 JAN 1989

RESULTS
100m Hurdles - Heptathlon - Women -

100m Hurdles - Heptathlon - Women

Heptathlon DR	**4930**	**KLECHKINA ANASTASIA**	1994	RUS	SOFIA	31 JUL 2013
Heptathlon WR	**5062**	**OLENKO Kairit**	2008	EST	IZMIR	25 SEP 2008

(Wind: -1.8 m/s)

RANK	BIB	SURNAME & NAME	NOC	DATE OF BIRTH	LANE	R.T.	TIME	POINTS	TOTAL
1	356	**KLECHKINA Anastasia**	RUS	04 AUG 1994	6	0.224	**14.93**	**851**	851
2	129	**MERKER Felicitas**	GER	06 MAR 1992	7	0.262	**15.98**	**717**	717
3	417	**POTAPENKO Kateryna**	UKR	14 APR 1988	5	0.357	**16.42**	**664**	664
4	106	**SAEM Cathy**	EST	14 DEC 1993	4	0.451	**18.41**	**447**	447
5	20	**KRAUTSOVA Liudmila**	BLR	31 MAR 1998	8	0.316	**20.11**	**293**	293
6	206	**PUTINTSEVA Yelena**	KAZ	05 JAN 1981	1	0.354	**20.49**	**263**	263
7	202	**KHIZHNYAKOVA Olga**	KAZ	27 FEB 1994	3	0.578	**21.14**	**215**	215
8	126	**BRUTSCHER Nadine**	GER	15 JUL 1994	2	0.256	**21.97**	**159**	159

Details: Start time:15:02

LANE	COMPETITOR	REACTION (SECONDS)	FINISH (METERS)
1	PUTINTSEVA,Yelena		
2	BRUTSCHER,Nadine		
3	KHIZHNYAKOVA,Olga		
4	SAEM,Cathy		
5	POTAPENKO,Kateryna		
6	KLECHKINA,Anastasia		
7	MERKER,Felicitas		
8	KRAUTSOVA,Liudmila		

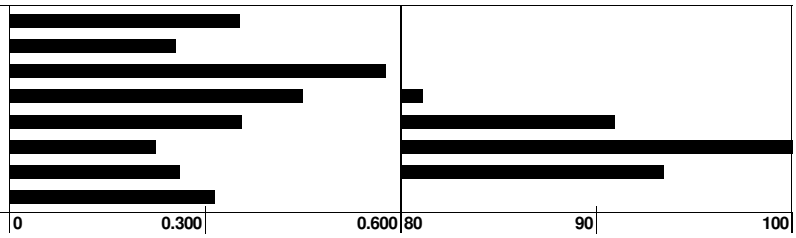

As of 23/07/2017 at 15:07

Legend	
DQ = Disqualified	**DNS** = Did Not Start
DNF = Did Not Finish	**Fn** = False Start
R.T. = Reaction	

Pole Vault - Women - Final

WR	**3.30**	**NECHAEVA Maria**	1982	RUS	STARA ZAGORA	272016
DR	**3.27**	**NECHAEVA Maria**	1982	RUS	SOFIA	30 JUL 2013

RANK	BIB	SURNAME & NAME	NOC	DATE OF BIRTH	RESULT	
1	364	**NECHAEVA Maria**	RUS	14 DEC 1982	**3.45**	WR
2	365	**NIKIFOROVA Ekaterina**	RUS	21 AUG 1997	**3.30**	
3	194	**TAKIZAWA Kanako**	JPN	30 NOV 1999	**2.55**	
4	206	**PUTINTSEVA Yelena**	KAZ	05 JAN 1981	**1.75**	

NOT RANKED

	186	**SATO Marino**	JPN	1995	**NM**

Details: Start time:16:00 Temperature:+27°C Humidity:69%
Finish Time:17:38 Temperature:+26°C Humidity:73%

As of 23/07/2017 at 17:42

RANK	BIB	SURNAME & NAME	NOC	DATE OF BIRTH	ORD	1.75	1.85	1.95	2.05	2.15	2.25	2.35	2.45	2.55	2.65	RESULT	
						2.75	2.80	2.85	2.90	2.95	3.00	3.05	3.10	3.15	3.20		
						3.25	3.30	3.35	3.40	3.45	3.50	3.55					
3	194	**TAKIZAWA Kanako**	JPN	30 NOV 1999	1	-	-	-	O	O	O	O	O	XXO	XXX	**2.55**	
	186	**SATO Marino**	JPN	16 SEP 1995	2	-	-	-	-	-	-	-	-	-	-	**NM**	
						XXX											
2	365	**NIKIFOROVA Ekaterina**	RUS	21 AUG 1997	3	-	-	-	-	-	-	-	-	-	-	**3.30**	
						-	XXO	-	-	-	O	-	O	-	O		
						-	O	XXX									
4	206	**PUTINTSEVA Yelena**	KAZ	05 JAN 1981	4	XO	XXX									**1.75**	
1	364	**NECHAEVA Maria**	RUS	14 DEC 1982	5	-	-	-	-	-	-	-	-	-	-	**3.45**	WR
						-	O	-	-	-	O	-	O	-	O		
						-	O	XO	O	O	XXX						

Legend	
DQ = Disqualified	**DNS** = Did Not Start
DNF = Did Not Finish	**NM** = No Result
X = Failed	**O** = Cleared
- = Did Not Attempt	**ORD** = Order

KRONOS
DEAFLYMPICS

RESULTS
Shot Put - Men - First Round

RANK BIB SURNAME & NAME NOC ORD - 1 - - 2 - - 3 - - 4 - - 5 - - 6 - RESULT
DATE OF BIRTH



Shot Put - Men - First Round

DR	**16.88**	**KALMYKOV Dmitry**	1992	RUS	SOFIA	02 AUG 2013
WR	**16.94**	**HENRIKSSON Bo-Goran**	1947	SWE	LIDINGO	291973

GROUP A

1	446	**WEIS Alex**	USA	1	15.32	X	X	**15.32**	q
			15 AUG 1994						
2	392	**CALHAN Serhan**	TUR	4	13.97	14.56	X	**14.56**	q
			24 APR 1994						
3	83	**PEREZ PEREZ Hector**	CUB	6	13.50	13.32	14.42	**14.42**	q
			17 SEP 1988						
4	76	**MURILLO Pedro**	COL	8	13.03	13.69	X	**13.69**	q
			22 SEP 1986						
5	283	**BALLO Moussa**	MLI	5	11.54	10.83	X	**11.54**	
			22 SEP 1986						

NOT RANKED

65	**KOUNG Mpele**	CMR	2	**DNS**
		23 DEC 1974		
245	**ALAJMI Abdullah**	KUW	7	**DNS**
		02 JAN 1984		
252	**ALSHEMERI Nayef**	KUW	3	**DNS**
		11 JUL 1991		

Qualification: 16.10 m (Q) or first 12 (q) to Final

Starting order	1	2	3	4	5	6	7	8							
	446	65	252	392	283	83	245	76							

Details: Start time:16:10 Temperature:+28°C Humidity:68%

As of 23/07/2017 at 16:50

GROUP B

1	350	**KALMYKOV Dmitry**	RUS	6	16.78			**16.78**	Q
			28 FEB 1992						
2	353	**KHAKIMOV Denis**	RUS	2	16.76			**16.76**	Q
			15 MAR 1993						
3	265	**IVASKEVICIUS Vytenis**	LTU	5	14.31	X	15.89	**15.89**	q
			09 JUL 1992						
4	266	**JURKSA Mindaugas**	LTU	7	15.18	X	15.56	**15.56**	q
			14 OCT 1992						

Legend	
DQ = Disqualified	**DNS** = Did Not Start
DNF = Did Not Finish	**NM** = No Result
- = Did Not Attempt	**X** = Failed
ORD = Order	

KRONOS
DEAFLYMPICS

RANK	BIB	SURNAME & NAME	NOC	ORD	- 1 -	- 2 -	- 3 -	- 4 -	- 5 -	- 6 -	RESULT	
		DATE OF BIRTH										
5	161	**SAFFARI ASHTIANI Erfan**	IRI	8	14.79	X	14.46				**14.79**	q
		25 JUL 1985										
6	46	**SHEN Haijun**	CHN	3	14.22	14.30	14.44				**14.44**	q
		23 JUL 1987										
7	435	**HOCKMAN Jacob**	USA	1	14.42	13.64	13.47				**14.42**	q
		15 MAR 1994										
8	396	**KILIC Mahmut**	TUR	4	14.08	X	X				**14.08**	q
		13 MAY 1983										

Qualification: 16.10 m (Q) or first 12 (q) to Final

Starting order	1	2	3	4	5	6	7	8							
	435	353	46	396	265	350	266	161							

Details: Start time:17:30 Temperature:+26°C Humidity:68%
Finish Time:18:49 Temperature:+25°C Humidity:70%

As of 23/07/2017 at 17:50

Legend	
DQ = Disqualified	**DNS** = Did Not Start
DNF = Did Not Finish	**NM** = No Result
- = Did Not Attempt	**X** = Failed
ORD = Order	

SUMMARY
Shot Put - Men - First Round

RANK	BIB	SURNAME & NAME	NOC	DATE OF BIRTH	GROUP	ORD	RANK	WIND	RESULT	

Shot Put - Men - First Round

DR		**16.88**	**KALMYKOV Dmitry**	1992	RUS	SOFIA			02 AUG 2013	
WR		**16.94**	**HENRIKSSON Bo-Goran**	1947	SWE	LIDINGO			291973	
1	350	**KALMYKOV Dmitry**	RUS	28 FEB 1992	B	6	1		**16.78**	Q
2	353	**KHAKIMOV Denis**	RUS	15 MAR 1993	B	2	2		**16.76**	Q
3	265	**IVASKEVICIUS Vytenis**	LTU	09 JUL 1992	B	5	3		**15.89**	q
4	266	**JURKSA Mindaugas**	LTU	14 OCT 1992	B	7	4		**15.56**	q
5	446	**WEIS Alex**	USA	15 AUG 1994	A	1	1		**15.32**	q
6	161	**SAFFARI ASHTIANI Erfan**	IRI	25 JUL 1985	B	8	5		**14.79**	q
7	392	**CALHAN Serhan**	TUR	24 APR 1994	A	4	2		**14.56**	q
8	46	**SHEN Haijun**	CHN	23 JUL 1987	B	3	6		**14.44**	q
9	435	**HOCKMAN Jacob**	USA	15 MAR 1994	B	1	7		**14.42**	q
10	83	**PEREZ PEREZ Hector**	CUB	17 SEP 1988	A	6	3		**14.42**	q
11	396	**KILIC Mahmut**	TUR	13 MAY 1983	B	4	8		**14.08**	q
12	76	**MURILLO Pedro**	COL	22 SEP 1986	A	8	4		**13.69**	q
13	283	**BALLO Moussa**	MLI	22 SEP 1986	A	5	5		**11.54**	

NOT RANKED

	65	**KOUNG Mpele**	CMR	23 DEC 1974	A	2			**DNS**	
	245	**ALAJMI Abdullah**	KUW	02 JAN 1984	A	7			**DNS**	
	252	**ALSHEMERI Nayef**	KUW	11 JUL 1991	A	3			**DNS**	

Qualification: 16.10 m (Q) or first 12 (q) to Final

Legend	
DQ = Disqualified	**DNS** = Did Not Start
DNF = Did Not Finish	**NM** = No Result
ORD = Order	

RESULTS
High Jump - Heptathlon - Women -

RANK	BIB	SURNAME & NAME	NOC	ORD	0.90	0.93	0.96	0.99	1.02	1.05	1.08	1.11	1.14	1.17	RESULT	POINTS	TOTAL
		DATE OF BIRTH			1.20	1.23	1.26	1.29	1.32	1.35	1.38	1.41	1.44	1.47			
					1.50	1.53	1.56	1.59	1.62	1.65	1.68	1.71					
1	356	**KLECHKINA Anastasia**	RUS	7	-	-	-	-	-	-	-	-	-	-	**1.59**	**724**	1575
		04 AUG 1994			-	-	-	-	-	-	-	-	-	-			
					O	O	O	XO	XXX								
2	126	**BRUTSCHER Nadine**	GER	2	-	-	-	-	-	-	-	-	-	-	**1.56**	**689**	848
		15 JUL 1994			-	-	-	-	O	O	O	O	O	XO			
					XO	O	XXO	XXX									
3	417	**POTAPENKO Kateryna**	UKR	1	-	-	-	-	-	-	-	-	-	-	**1.53**	**655**	1319
		14 APR 1988			-	-	-	-	-	-	-	O	O	O			
					XO	XO	XXX										
4	20	**KRAUTSOVA Liudmila**	BLR	4	-	-	-	-	-	-	-	-	-	-	**1.50**	**621**	914
		31 MAR 1998			-	-	-	-	-	-	O	O	O	O			
					XO	XXX											
5	129	**MERKER Felicitas**	GER	5	-	-	-	-	-	-	-	-	-	-	**1.44**	**555**	1272
		06 MAR 1992			-	-	-	-	-	O	O	O	O	XXX			
6	106	**SAEM Cathy**	EST	8	-	-	-	-	-	-	-	-	-	-	**1.44**	**555**	1002
		14 DEC 1993			-	-	-	-	-	O	XO	O	O	XXX			
7	206	**PUTINTSEVA Yelena**	KAZ	3	-	-	-	-	-	-	-	XO	O	O	**1.26**	**369**	632
		05 JAN 1981			O	XO	XO	XXX									
8	202	**KHIZHNYAKOVA Olga**	KAZ	6	O	O	O	O	O	O	O	XXX			**1.08**	**205**	420
		27 FEB 1994															

High Jump - Heptathlon - Women

Heptathlon DR	**4930**	**KLECHKINA ANASTASIA**	1994	RUS	SOFIA	31 JUL 2013
Heptathlon WR	**5062**	**OLENKO Kairit**	2008	EST	IZMIR	25 SEP 2008

Details:

Start time:16:30 — Temperature:+23°C — Humidity:70%
Finish Time:18:40 — Temperature:+26°C — Humidity:74%

As of 23/07/2017 at 18:50

Legend	
DQ = Disqualified	**DNS** = Did Not Start
DNF = Did Not Finish	**NM** = No Result
X = Failed	**O** = Cleared
- = Did Not Attempt	**ORD** = Order

RESULTS
100 m - Women - First Round

RANK	BIB	SURNAME & NAME	NOC	DATE OF BIRTH	LANE	R.T.	TIME



100 m - Women - First Round

DR	**11.71**	**GIRAT RIVERO Suslaidy**	1987	CUB	SOFIA	31 JUL 2013
WR	**11.71**	**GIRAT RIVERO Suslaidy**	1987	CUB	SOFIA	312013

HEAT 1 OF 5

(Wind: -1.0 m/s)

1	289	**DEN EXTER Elaine**	NED	23 MAR 1997	4	0.323	**12.90**	Q
2	433	**HAGEMAN Makenzie**	USA	17 AUG 1993	3	0.249	**12.96**	Q
3	12	**CHABATAROVA Tatsiana**	BLR	17 FEB 1984	5	0.254	**13.02**	Q
4	237	**WAMIRA Rael**	KEN	16 JUN 1997	8	0.250	**13.66**	Q
5	270	**ABDULLAH Norafaeza**	MAS	25 JUL 2001	2	0.225	**13.99**	
6	422	**TURKOVA Olena**	UKR	26 FEB 1996	7	0.420	**14.13**	

NOT RANKED

	294	**ALABI Nofisat**	NGR	13 APR 1992	6		**DNS**

Qualification: First 4 in each heat (Q) and 4 fastest (q) to Semifinal

Details: Start time:17:21 Temperature:+26°C Humidity:69%

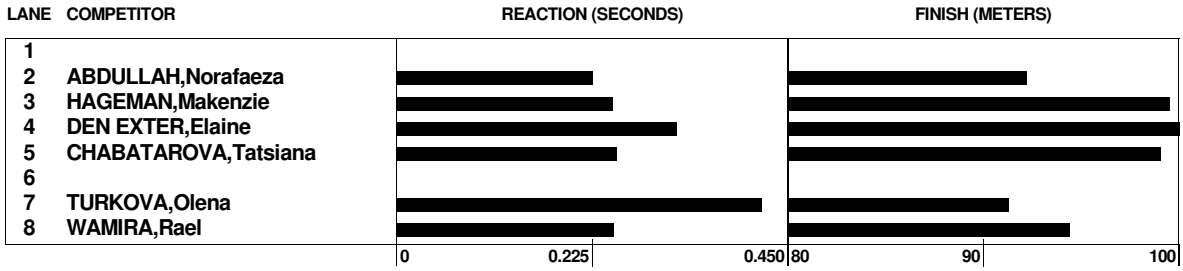

As of 23/07/2017 at 17:23

HEAT 2 OF 5

(Wind: -3.0 m/s)

1	349	**GRISHINA Marina**	RUS	24 OCT 1988	8	0.244	**12.87**	Q
2	32	**CAO Yiqi**	CHN	16 JAN 1993	5	0.256	**13.36**	Q
3	441	**SCOTT Jaida**	USA	06 APR 2000	3	0.300	**13.39**	Q
4	73	**CHAPARRO Kimberly**	COL	17 NOV 1995	2	0.256	**13.83**	Q

NOT RANKED

	66	**LEUMA Fanta**	CMR	31 OCT 1989	4		**DNS**
	304	**OYIBOCHA Abigail**	NGR	20 FEB 1985	7		**DNS**
	460	**SAKALA Diniwe**	ZAM	27 JUL 1998	6		**DNS**

Legend

DQ = Disqualified
DNF = Did Not Finish
DNS = Did Not Start
Fn = False Start
R.T. = Reaction

KRONOS
DEAFLYMPICS

RANK	BIB	SURNAME & NAME	NOC	DATE OF BIRTH	LANE	R.T.	TIME

Qualification: First 4 in each heat (Q) and 4 fastest (q) to Semifinal

Details: Start time:17:26 Temperature:+26°C Humidity:69%

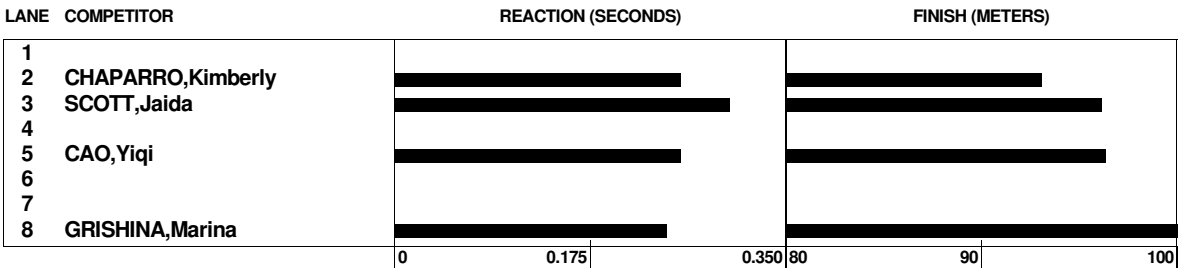

As of 23/07/2017 at 17:27

HEAT 3 OF 5

(Wind: -3.0 m/s)

1	80	**GIRAT RIVERO Suslaidy**	CUB	19 AUG 1987	6	0.263	**12.91**	Q
2	357	**KLIMOVA Oxana**	RUS	12 JUN 1990	4	0.303	**13.12**	Q
3	24	**SADAVAYA Darya**	BLR	31 MAR 1997	2	0.272	**13.25**	Q
4	386	**AKAY Aysun**	TUR	30 OCT 1994	5	0.258	**13.31**	Q
5	119	**LOSALA Asnath**	GBR	24 AUG 1994	8	0.314	**13.66**	q
6	453	**ZAMBRANO PORTE Maria**	VEN	24 SEP 1990	1	0.214	**13.79**	
7	232	**WAFULA Ruth**	KEN	21 APR 1999	3	0.616	**13.93**	
8	376	**ANTUSEKOVA Martina**	SVK	20 MAR 2000	7	0.235	**14.11**	

Qualification: First 4 in each heat (Q) and 4 fastest (q) to Semifinal

Details: Start time:17:31 Temperature:+26°C Humidity:69%

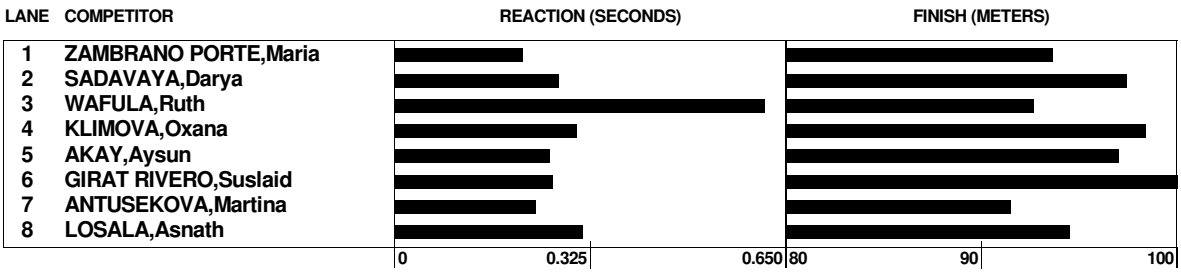

As of 23/07/2017 at 17:32

HEAT 4 OF 5

(Wind: -3.1 m/s)

1	174	**KOMATSU Ayaka**	JPN	25 JAN 1993	5	0.535	**13.00**	Q
2	445	**VANDERMEULEN Janna**	USA	08 MAY 1990	8	0.246	**13.06**	Q
3	41	**JIANG Xiaolan**	CHN	31 MAR 1991	2	0.203	**13.17**	Q
4	116	**OMAR Makasidy**	FRA	18 OCT 1991	7	0.287	**13.61**	Q
5	394	**ESKIN Ipek**	TUR	10 OCT 1999	6	0.390	**14.16**	
6	286	**SAMABABY Kadiatou**	MLI	30 NOV 1990	1		**21.22**	

NOT RANKED

	67	**MBOE Meyong**	CMR	08 APR 1983	3		**DNS**
	299	**CHINWE Elekwachi**	NGR	16 MAY 1995	4		**DNS**

Qualification: First 4 in each heat (Q) and 4 fastest (q) to Semifinal

Details: Start time:17:37 Temperature:+26°C Humidity:69%

Legend	
DQ = Disqualified	**DNS** = Did Not Start
DNF = Did Not Finish	**Fn** = False Start
R.T. = Reaction	

RANK	BIB	SURNAME & NAME	NOC	DATE OF BIRTH	LANE	R.T.	TIME



As of 23/07/2017 at 17:39

HEAT 5 OF 5

(Wind: -0.7 m/s)

1	11	**STAPPERS Flore**	BEL	09 MAY 1995	1	0.234	**12.50**	Q
2	235	**WAMIRA Beryl**	KEN	20 JUN 1995	5	0.385	**12.66**	Q
3	27	**ZHURBENKOVA Katsiaryna**	BLR	05 MAY 1998	7	0.291	**12.89**	Q
4	345	**FILUSHKINA Alena**	RUS	05 DEC 1996	4	0.374	**12.93**	Q
5	131	**SCHNEID Georgina**	GER	09 OCT 1990	8	0.373	**13.17**	q
6	121	**OUNSLEY Jodie**	GBR	17 JAN 2001	6	0.583	**13.28**	q
7	105	**OZERSKA Melisa**	EST	02 NOV 1998	2	0.269	**13.53**	q

NOT RANKED

	132	**AGYEKUM Vera**	GHA	01 JAN 1992	3		**DNS**

Qualification: First 4 in each heat (Q) and 4 fastest (q) to Semifinal

Details: Start time:17:43 Temperature:+26°C Humidity:73%



As of 23/07/2017 at 17:44

Legend	
DQ = Disqualified	**DNS** = Did Not Start
DNF = Did Not Finish	**Fn** = False Start
R.T. = Reaction	

SUMMARY
100 m - Women - First Round



100 m - Women - First Round

DR	**11.71**	**GIRAT RIVERO Suslaidy**	1987	CUB	SOFIA	31 JUL 2013
WR	**11.71**	**GIRAT RIVERO Suslaidy**	1987	CUB	SOFIA	312013

RANK	BIB	SURNAME & NAME	NOC	DATE OF BIRTH	HEAT	LANE	RANK	WIND	TIME	
1	11	**STAPPERS Flore**	BEL	09 MAY 1995	5	1	1	-0.7	**12.50**	Q
2	235	**WAMIRA Beryl**	KEN	20 JUN 1995	5	5	2	-0.7	**12.66**	Q
3	349	**GRISHINA Marina**	RUS	24 OCT 1988	2	8	1	-3.0	**12.87**	Q
4	27	**ZHURBENKOVA Katsiaryna**	BLR	05 MAY 1998	5	7	3	-0.7	**12.89**	Q
5	289	**DEN EXTER Elaine**	NED	23 MAR 1997	1	4	1	-1.0	**12.90**	Q
6	80	**GIRAT RIVERO Suslaidy**	CUB	19 AUG 1987	3	6	1	-3.0	**12.91**	Q
7	345	**FILUSHKINA Alena**	RUS	05 DEC 1996	5	4	4	-0.7	**12.93**	Q
8	433	**HAGEMAN Makenzie**	USA	17 AUG 1993	1	3	2	-1.0	**12.96**	Q
9	174	**KOMATSU Ayaka**	JPN	25 JAN 1993	4	5	1	-3.1	**13.00**	Q
10	12	**CHABATAROVA Tatsiana**	BLR	17 FEB 1984	1	5	3	-1.0	**13.02**	Q
11	445	**VANDERMEULEN Janna**	USA	08 MAY 1990	4	8	2	-3.1	**13.06**	Q
12	357	**KLIMOVA Oxana**	RUS	12 JUN 1990	3	4	2	-3.0	**13.12**	Q
13	41	**JIANG Xiaolan**	CHN	31 MAR 1991	4	2	3	-3.1	**13.17**	Q
14	131	**SCHNEID Georgina**	GER	09 OCT 1990	5	8	5	-0.7	**13.17**	q
15	24	**SADAVAYA Darya**	BLR	31 MAR 1997	3	2	3	-3.0	**13.25**	Q
16	121	**OUNSLEY Jodie**	GBR	17 JAN 2001	5	6	6	-0.7	**13.28**	q
17	386	**AKAY Aysun**	TUR	30 OCT 1994	3	5	4	-3.0	**13.31**	Q
18	32	**CAO Yiqi**	CHN	16 JAN 1993	2	5	2	-3.0	**13.36**	Q
19	441	**SCOTT Jaida**	USA	06 APR 2000	2	3	3	-3.0	**13.39**	Q
20	105	**OZERSKA Melisa**	EST	02 NOV 1998	5	2	7	-0.7	**13.53**	q
21	116	**OMAR Makasidy**	FRA	18 OCT 1991	4	7	4	-3.1	**13.61**	Q
22	237	**WAMIRA Rael**	KEN	16 JUN 1997	1	8	4	-1.0	**13.66**	Q
23	119	**LOSALA Asnath**	GBR	24 AUG 1994	3	8	5	-3.0	**13.66**	q
24	453	**ZAMBRANO PORTE Maria**	VEN	24 SEP 1990	3	1	6	-3.0	**13.79**	
25	73	**CHAPARRO Kimberly**	COL	17 NOV 1995	2	2	4	-3.0	**13.83**	Q
26	232	**WAFULA Ruth**	KEN	21 APR 1999	3	3	7	-3.0	**13.93**	
27	270	**ABDULLAH Norafaeza**	MAS	25 JUL 2001	1	2	5	-1.0	**13.99**	
28	376	**ANTUSEKOVA Martina**	SVK	20 MAR 2000	3	7	8	-3.0	**14.11**	
29	422	**TURKOVA Olena**	UKR	26 FEB 1996	1	7	6	-1.0	**14.13**	
30	394	**ESKIN Ipek**	TUR	10 OCT 1999	4	6	5	-3.1	**14.16**	
31	286	**SAMABABY Kadiatou**	MLI	30 NOV 1990	4	1	6	-3.1	**21.22**	

NOT RANKED

BIB	SURNAME & NAME	NOC	DATE OF BIRTH	HEAT	LANE	RANK	WIND	TIME
66	**LEUMA Fanta**	CMR	31 OCT 1989	2	4		-3.0	**DNS**
67	**MBOE Meyong**	CMR	08 APR 1983	4	3		-3.1	**DNS**
132	**AGYEKUM Vera**	GHA	01 JAN 1992	5	3		-0.7	**DNS**
294	**ALABI Nofisat**	NGR	13 APR 1992	1	6		-1.0	**DNS**
299	**CHINWE Elekwachi**	NGR	16 MAY 1995	4	4		-3.1	**DNS**
304	**OYIBOCHA Abigail**	NGR	20 FEB 1985	2	7		-3.0	**DNS**
460	**SAKALA Diniwe**	ZAM	27 JUL 1998	2	6		-3.0	**DNS**

Qualification: First 4 in each heat (Q) and 4 fastest (q) to Semifinal

Legend

DQ = Disqualified
DNF = Did Not Finish
R.T. = Reaction
DNS = Did Not Start
Fn = False Start

KRONOS
DEAFLYMPICS



Hammer Throw - Women - Final

WR	**65.03**	**RAAD Trude**	1990	NOR	HAUGESUND	02 AUG 2015
DR	**61.79**	**RAAD Trude**	1990	NOR	SOFIA	31 JUL 2013

1	308	**RAAD Trude**	NOR	27 APR 1990	**66.35**	WR
2	406	**FILIMOSHKINA Rymma**	UKR	11 APR 1986	**61.74**	
3	412	**KYSYLOVA Yuliia**	UKR	06 MAY 1997	**61.54**	
4	444	**TIMPSON Carly**	USA	01 JAN 1997	**53.16**	
5	177	**MURAO Mayu**	JPN	24 SEP 1995	**48.94**	
6	362	**LYUBCHIK Julia**	RUS	02 SEP 1990	**48.54**	
7	400	**TAS Yagmur**	TUR	12 FEB 1990	**48.40**	
8	53	**ZHAN Yafei**	CHN	19 MAY 1991	**47.82**	
9	118	**LISHMAN Bethan**	GBR	15 NOV 1983	**35.72**	

Starting order	1	2	3	4	5	6	7	8	9						
Initial	308	444	400	118	53	177	362	412	406						
4th and 5th and 6th at.	400	177	53	362	444	406	412	308							

Details: Start time:17:30 Temperature:+27°C Humidity:69%
Finish Time:18:30 Temperature:+26°C Humidity:73%

As of 23/07/2017 at 18:36

RANK	BIB	SURNAME & NAME	NOC DATE OF BIRTH	ORD	- 1 -	- 2 -	- 3 -	- 4 -	- 5 -	- 6 -	RESULT	
1	308	**RAAD Trude**	NOR 27 APR 1990	1	62.22	66.35	65.44	59.47	5.76	X	**66.35**	WR
4	444	**TIMPSON Carly**	USA 01 JAN 1997	2	53.16	48.31	X	48.62	X	X	**53.16**	
7	400	**TAS Yagmur**	TUR 12 FEB 1990	3	46.77	46.35	17.31	X	48.40	48.02	**48.40**	
9	118	**LISHMAN Bethan**	GBR 15 NOV 1983	4	35.72	X	5.90				**35.72**	
8	53	**ZHAN Yafei**	CHN 19 MAY 1991	5	47.42	X	47.82	X	47.22	41.18	**47.82**	
5	177	**MURAO Mayu**	JPN 24 SEP 1995	6	47.64	X	47.03	X	48.94	X	**48.94**	
6	362	**LYUBCHIK Julia**	RUS 02 SEP 1990	7	48.54	X	X	47.79	46.64	X	**48.54**	
3	412	**KYSYLOVA Yuliia**	UKR 06 MAY 1997	8	5.43	61.54	58.62	60.36	58.89	61.02	**61.54**	
2	406	**FILIMOSHKINA Rymma**	UKR 11 APR 1986	9	61.06	X	X	X	59.80	61.74	**61.74**	

Legend

DQ = Disqualified
DNF = Did Not Finish
- = Did Not Attempt
ORD = Order
DNS = Did Not Start
NM = No Result
X = Failed

100 m - Men - First Round

WR	**10.21**	**GASKIN JR Wendell**	1973	USA	SAN JOSE	01 JUN 1996
DR	**10.61**	**GASKIN JR Wendell**	1973	USA	COPENHAGEN	20 JUL 1997

HEAT 1 OF 11

(Wind: -2.5 m/s)

RANK	BIB	SURNAME & NAME	NOC	DATE OF BIRTH	LANE	R.T.	TIME	
1	332	**AKSENOV Ilia**	RUS	09 DEC 1990	5	0.219	**11.37**	Q
2	122	**RUDDY John**	GBR	18 NOV 1990	8	0.261	**11.45**	Q
3	110	**HAILEMESKEL Endeshaw**	ETH	09 SEP 1997	2	0.222	**11.79**	
4	461	**SHANKOMBO Brian**	ZAM	21 OCT 1995	4		**12.02**	

NOT RANKED

BIB					
263	**ALSHAENABI Hasan**	LBA	28 JUL 1997	3	**DNS**
298	**BOLU John**	NGR	21 FEB 1998	6	**DNS**
314	**ZARIN Yaseen**	PAK	01 JAN 1986	7	**DNS**

Qualification: First 2 in each heat (Q) and 2 fastest (q) to Semifinal

Details: Start time:17:57 Temperature:+26°C Humidity:73%

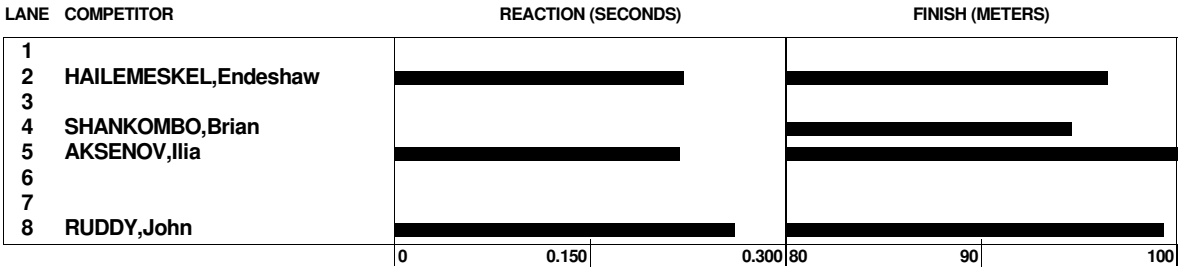

As of 23/07/2017 at 20:24

HEAT 2 OF 11

(Wind: -3.4 m/s)

RANK	BIB	SURNAME & NAME	NOC	DATE OF BIRTH	LANE	R.T.	TIME	
1	236	**WAMIRA David**	KEN	10 APR 1987	5	0.213	**11.69**	Q
2	276	**MOHD REFIN Muhammad**	MAS	27 JAN 1996	6	0.194	**12.01**	Q
3	92	**ROSALES Hilton**	ECU	17 APR 1999	2	0.240	**12.51**	
4	58	**KOUASSI Yao**	CIV	28 APR 1995	4	0.204	**12.71**	

NOT RANKED

BIB						
62	**DIWOUTA Edimo**	CMR	11 NOV 1991	8	**DNS**	
455	**BANDA Misozi**	ZAM	05 JAN 1992	7	**DNS**	
278	**RAVINA James**	MAU	16 MAR 1998	3	**DQ**	iaaf 162/7

Qualification: First 2 in each heat (Q) and 2 fastest (q) to Semifinal

Legend

DQ = Disqualified
DNF = Did Not Finish
R.T. = Reaction
DNS = Did Not Start
Fn = False Start

KRONOS
DEAFLYMPICS

RANK	BIB	SURNAME & NAME	NOC	DATE OF BIRTH	LANE	R.T.	TIME

Details: Start time:17:59 Temperature:+26°C Humidity:73%

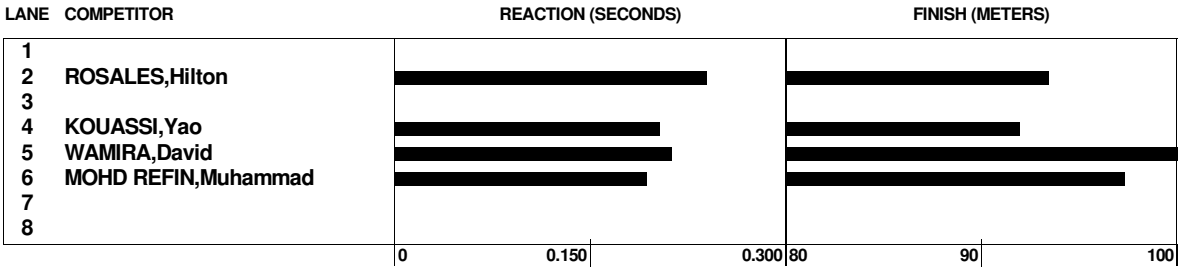

As of 23/07/2017 at 18:03

HEAT 3 OF 11

(Wind: +2.8 m/s)

1	436	**JONES Nicholas**	USA	23 JAN 1995	8	0.213	**11.14** Q
2	42	**LI Bin**	CHN	11 JUL 1990	5	0.336	**11.27** Q
3	329	**JIYANE Simo-eSihle**	RSA	22 OCT 1996	7	0.189	**11.49** q
4	393	**CETINKAYA Sukru**	TUR	28 SEP 1993	6	0.278	**11.54**
5	14	**DIHALEVICH Daniil**	BLR	18 APR 1997	4	0.176	**11.60**
6	90	**DE LA ROSA Carlos**	ECU	15 AUG 1995	3	0.257	**12.58**

NOT RANKED

	312	**MEHMOOD Tahir**	PAK	15 MAR 1980	2		**DNS**

Qualification: First 2 in each heat (Q) and 2 fastest (q) to Semifinal

Details: Start time:18:04 Temperature:+26°C Humidity:73%



As of 23/07/2017 at 18:05

HEAT 4 OF 11

(Wind: -2.1 m/s)

1	184	**SASAKI Takuma**	JPN	30 NOV 1993	1	0.212	**11.43** Q
2	375	**LENOIR Kim**	SUI	17 JAN 1996	3	0.177	**11.49** Q
3	428	**ESPER Dewayne**	USA	08 JAN 1995	6	0.217	**11.56**
4	463	**TURE' Abubacar**	POR	02 NOV 1998	2	0.224	**12.00**
5	274	**JAMPERIDIN Muhammad**	MAS	27 JUN 2000	5	0.319	**12.15**
6	2	**NOORI Payman**	AFG	01 JAN 1996	8	0.542	**13.37**
7	59	**TOURE Inza**	CIV	19 DEC 1988	4	0.429	**13.58**

Qualification: First 2 in each heat (Q) and 2 fastest (q) to Semifinal

Details: Start time:18:10 Temperature:+26°C Humidity:73%

Legend	
DQ = Disqualified	**DNS** = Did Not Start
DNF = Did Not Finish	**Fn** = False Start
R.T. = Reaction	

RANK	BIB	SURNAME & NAME	NOC	DATE OF BIRTH	LANE	R.T.	TIME

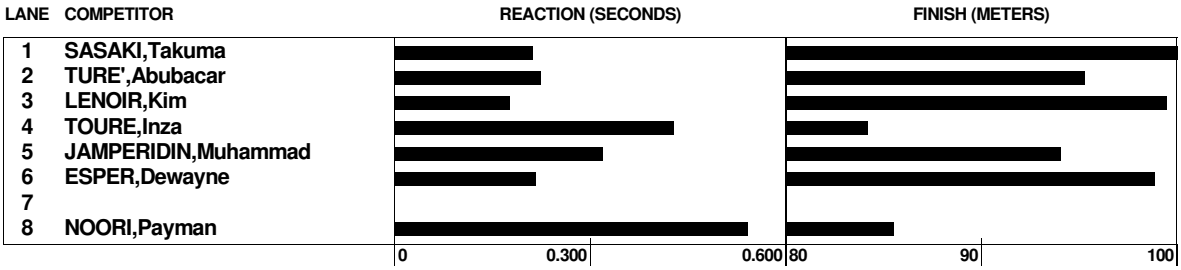

As of 23/07/2017 at 18:11

HEAT 5 OF 11

(Wind: -3.1 m/s)

1	415	**PENDRAK Maksym**	UKR	01 NOV 1990	2	0.186	**11.63**	Q
2	317	**JANDA Bartlomiej**	POL	01 FEB 1993	4	0.203	**11.79**	Q
3	26	**ZAPOISKIKH Siarhei**	BLR	13 SEP 1999	5	0.227	**11.92**	
4	96	**GOMEZ AYALA Victor**	ESP	17 SEP 1996	3	0.401	**12.16**	

NOT RANKED

144	**OKYERE Ofori**	GHA	28 MAY 1998	6		**DNS**
296	**BADMUS Nurudeen**	NGR	04 JUL 1980	7		**DNS**
91	**ESPINOZA Jerson**	ECU	14 APR 1998	8		**DNF**

Qualification: First 2 in each heat (Q) and 2 fastest (q) to Semifinal

Details: Start time:18:14 Temperature:+26°C Humidity:73%



As of 23/07/2017 at 18:15

HEAT 6 OF 11

(Wind: -1.7 m/s)

1	437	**KOSS Taylor**	USA	10 AUG 1993	8	0.332	**11.35**	Q
2	82	**LARRUDET GIL Erly**	CUB	08 AUG 1985	3	0.208	**11.52**	Q
3	315	**CYGLER Robert**	POL	08 MAR 1991	1	0.233	**11.64**	
4	390	**BICER Dogan**	TUR	15 APR 1997	5	0.309	**11.67**	
5	56	**AMON Patrick**	CIV	08 OCT 1989	7	0.222	**12.15**	
6	166	**AL SAEDI Zaid**	IRQ	02 SEP 1995	2	0.344	**12.46**	
7	447	**CEDENO ALVAREZ Anthony**	VEN	13 SEP 1988	4	0.236	**12.49**	
8	454	**ALKHAWLANI Mohammed**	YEM	09 SEP 1999	6	0.222	**13.22**	

Qualification: First 2 in each heat (Q) and 2 fastest (q) to Semifinal

Details: Start time:18:19 Temperature:+26°C Humidity:73%

Legend	
DQ = Disqualified	**DNS** = Did Not Start
DNF = Did Not Finish	**Fn** = False Start
R.T. = Reaction	

RANK	BIB	SURNAME & NAME	NOC	DATE OF BIRTH	LANE	R.T.	TIME



As of 23/07/2017 at 18:22

HEAT 7 OF 11

(Wind: -2.7 m/s)

1	336	**BELIAKOV Aleksandr**	RUS	08 JUN 1994	2	0.220	**11.49**	Q
2	44	**MA Ruichao**	CHN	30 APR 1994	4	0.196	**11.60**	Q
3	231	**SIMIYU Paul**	KEN	26 MAR 1994	6	0.223	**11.87**	
4	114	**TANNER Santeri**	FIN	15 DEC 1996	5	0.218	**12.10**	
5	285	**KEITA Moussa**	MLI	05 AUG 1990	8	0.255	**12.54**	

NOT RANKED

87	**CARABALLO CONTRERAS Naza**	DOM	09 MAY 1993	3		**DNS**	
313	**RAHMAN Tahir**	PAK	01 JAN 1981	7		**DNS**	

Qualification: First 2 in each heat (Q) and 2 fastest (q) to Semifinal

Details: Start time:18:27 Temperature:+26°C Humidity:73%

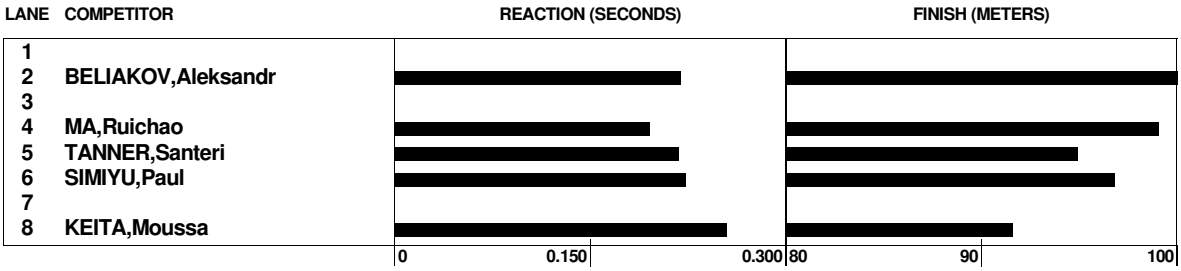

As of 23/07/2017 at 18:28

HEAT 8 OF 11

(Wind: -3.0 m/s)

1	452	**SUTIL Jose**	VEN	20 FEB 1994	5	0.298	**11.75**	Q
2	158	**RAMACHANDRAN Yadukrishna**	IND	30 DEC 1995	2	0.193	**12.03**	Q

NOT RANKED

28	**MENDES Lucas**	BRA	02 MAR 1996	1		**DNS**	
68	**TAGNE Mountessou**	CMR	18 JAN 1990	7		**DNS**	
146	**SAM Emmanuel**	GHA	25 DEC 1992	8		**DNS**	
305	**SO ORIARI Tamunodiepiriy**	NGR	14 MAR 1984	6		**DNS**	
458	**MUBANGA Bright**	ZAM	19 MAY 1995	4		**DNS**	
9	**KANNEH Sekou**	AUS	01 JAN 2000	3		**DQ**	iaaf 162/7

Qualification: First 2 in each heat (Q) and 2 fastest (q) to Semifinal

Legend	
DQ = Disqualified	**DNS** = Did Not Start
DNF = Did Not Finish	**Fn** = False Start
R.T. = Reaction	

RANK	BIB	SURNAME & NAME	NOC	DATE OF BIRTH	LANE	R.T.	TIME

Details: Start time:18:39 Temperature:+26°C Humidity:73%

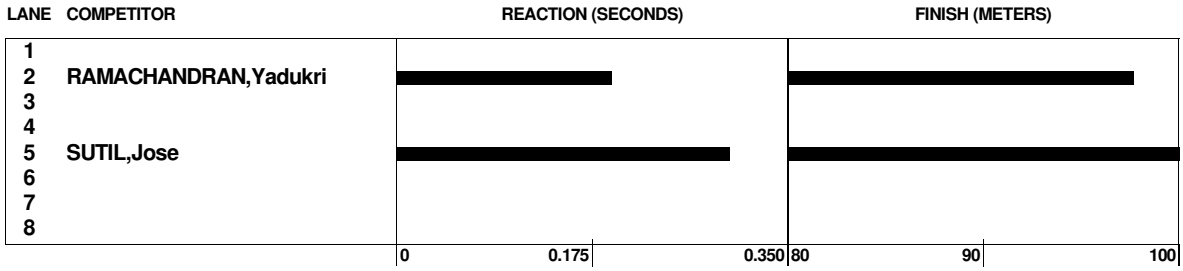

As of 23/07/2017 at 18:43

HEAT 9 OF 11

(Wind: -2.0 m/s)

1	424	**VYSHYNSKYI Dmytro**	UKR	18 JUL 1996	2	0.222	**11.30**	Q
2	72	**CABEZAS ROSERO Janer**	COL	04 OCT 1988	4	0.203	**11.53**	Q
3	156	**MAHATA Srikrishna**	IND	13 JUL 1994	7	0.221	**11.72**	
4	50	**XU Zhenqing**	CHN	20 FEB 1989	3	0.228	**11.97**	
5	242	**LEE Kwangwon**	KOR	05 MAY 1992	1	0.286	**12.25**	
6	262	**ALQIDDAR Omer**	LBA	18 MAR 1996	5	0.200	**12.25**	
7	468	**SULTANI Ahmad**	AFG	05 OCT 1993	8		**13.21**	
8	281	**CHEHOVIKJ Samir**	MKD	23 NOV 1998	6	0.288	**13.28**	

Qualification: First 2 in each heat (Q) and 2 fastest (q) to Semifinal

Details: Start time:18:45 Temperature:+26°C Humidity:73%

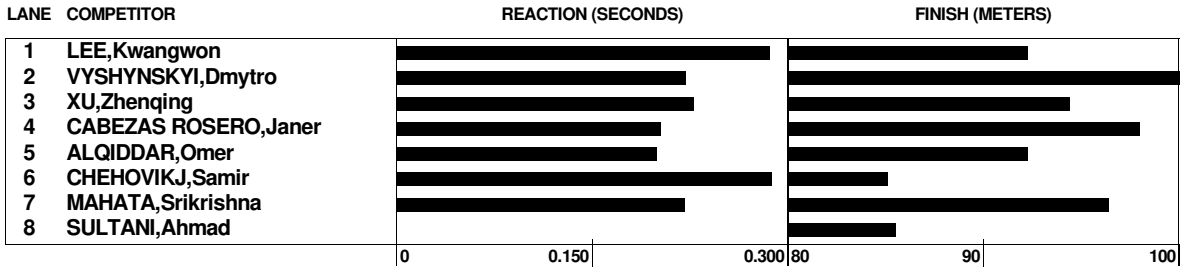

As of 23/07/2017 at 18:46

HEAT 10 OF 11

(Wind: -2.2 m/s)

1	164	**YADEGARI Hashem**	IRI	26 MAY 1992	2	0.198	**11.33**	Q
2	414	**NOSENKO Mykola**	UKR	16 JAN 1990	8	0.208	**11.37**	Q
3	325	**STEMPURSKI Daniel**	POL	18 JAN 1997	7	0.209	**11.52**	q
4	147	**VOUROS Alexios**	GRE	28 DEC 1998	6	0.205	**11.99**	
5	269	**ABD RAHIM Danish**	MAS	02 JAN 1996	4	0.246	**12.10**	
6	264	**DHU Mohammed**	LBA	15 JUL 1999	5	0.235	**12.58**	

NOT RANKED

	60	**BALEKAMEN Moussou**	CMR	12 APR 1992	3		**DNS**

Qualification: First 2 in each heat (Q) and 2 fastest (q) to Semifinal

Details: Start time:18:50 Temperature:+26°C Humidity:73%

Legend	
DQ = Disqualified	**DNS** = Did Not Start
DNF = Did Not Finish	**Fn** = False Start
R.T. = Reaction	

RANK	BIB	SURNAME & NAME	NOC	DATE OF BIRTH	LANE	R.T.	TIME



As of 23/07/2017 at 18:52

HEAT 11 OF 11

(Wind: -1.5 m/s)

1	385	**WANG Shih-Wei**	TPE	06 OCT 1992	5	0.187	**11.50**	Q
2	21	**LAHADZIUK Artsiom**	BLR	11 OCT 1994	2	0.184	**11.65**	Q
3	167	**AL-AZZAWI Basim**	IRQ	10 AUG 1990	6	0.422	**11.90**	
4	241	**CHAE Kyongwhn**	KOR	19 JAN 1978	1	0.207	**11.93**	
5	223	**MUYEKHO Elijah**	KEN	12 JUL 1994	4	0.206	**12.03**	
6	466	**KERI David**	HUN	21 SEP 1993	3	0.246	**12.27**	
7	282	**TALESKI Davor**	MKD	09 JUN 1999	7	0.179	**12.85**	

NOT RANKED

	140	**GHANSAH Joseph**	GHA	23 OCT 1987	8		**DNS**

Qualification: First 2 in each heat (Q) and 2 fastest (q) to Semifinal

Details: Start time:18:55 Temperature:+26°C Humidity:73%



As of 23/07/2017 at 18:57

Legend	
DQ = Disqualified	**DNS** = Did Not Start
DNF = Did Not Finish	**Fn** = False Start
R.T. = Reaction	

SUMMARY



100 m - Men - First Round

WR		**10.21**	**GASKIN JR Wendell**		1973	USA	SAN JOSE				01 JUN 1996
DR		**10.61**	**GASKIN JR Wendell**		1973	USA	COPENHAGEN				20 JUL 1997
1	436	**JONES Nicholas**	USA	23 JAN 1995	3	8	1	+2.8	**11.14**	Q
2	42	**LI Bin**	CHN	11 JUL 1990	3	5	2	+2.8	**11.27**	Q
3	424	**VYSHYNSKYI Dmytro**	UKR	18 JUL 1996	9	2	1	-2.0	**11.30**	Q
4	164	**YADEGARI Hashem**	IRI	26 MAY 1992	10	2	1	-2.2	**11.33**	Q
5	437	**KOSS Taylor**	USA	10 AUG 1993	6	8	1	-1.7	**11.35**	Q
6	414	**NOSENKO Mykola**	UKR	16 JAN 1990	10	8	2	-2.2	**11.37**	Q
7	332	**AKSENOV Ilia**	RUS	09 DEC 1990	1	5	1	-2.5	**11.37**	Q
8	184	**SASAKI Takuma**	JPN	30 NOV 1993	4	1	1	-2.1	**11.43**	Q
9	122	**RUDDY John**	GBR	18 NOV 1990	1	8	2	-2.5	**11.45**	Q
10	336	**BELIAKOV Aleksandr**	RUS	08 JUN 1994	7	2	1	-2.7	**11.49**	Q
11	329	**JIYANE Simo-eSihle**	RSA	22 OCT 1996	3	7	3	+2.8	**11.49**	q
11	375	**LENOIR Kim**	SUI	17 JAN 1996	4	3	2	-2.1	**11.49**	Q
13	385	**WANG Shih-Wei**	TPE	06 OCT 1992	11	5	1	-1.5	**11.50**	Q
14	325	**STEMPURSKI Daniel**	POL	18 JAN 1997	10	7	3	-2.2	**11.52**	q
15	82	**LARRUDET GIL Erly**	CUB	08 AUG 1985	6	3	2	-1.7	**11.52**	Q
16	72	**CABEZAS ROSERO Janer**	COL	04 OCT 1988	9	4	2	-2.0	**11.53**	Q
17	393	**CETINKAYA Sukru**	TUR	28 SEP 1993	3	6	4	+2.8	**11.54**	
18	428	**ESPER Dewayne**	USA	08 JAN 1995	4	6	3	-2.1	**11.56**	
19	14	**DIHALEVICH Daniil**	BLR	18 APR 1997	3	4	5	+2.8	**11.60**	
20	44	**MA Ruichao**	CHN	30 APR 1994	7	4	2	-2.7	**11.60**	Q
21	415	**PENDRAK Maksym**	UKR	01 NOV 1990	5	2	1	-3.1	**11.63**	Q
22	315	**CYGLER Robert**	POL	08 MAR 1991	6	1	3	-1.7	**11.64**	
23	21	**LAHADZIUK Artsiom**	BLR	11 OCT 1994	11	2	2	-1.5	**11.65**	Q
24	390	**BICER Dogan**	TUR	15 APR 1997	6	5	4	-1.7	**11.67**	
25	236	**WAMIRA David**	KEN	10 APR 1987	2	5	1	-3.4	**11.69**	Q
26	156	**MAHATA Srikrishna**	IND	13 JUL 1994	9	7	3	-2.0	**11.72**	
27	452	**SUTIL Jose**	VEN	20 FEB 1994	8	5	1	-3.0	**11.75**	Q
28	110	**HAILEMESKEL Endeshaw**	ETH	09 SEP 1997	1	2	3	-2.5	**11.79**	
29	317	**JANDA Bartlomiej**	POL	01 FEB 1993	5	4	2	-3.1	**11.79**	Q
30	231	**SIMIYU Paul**	KEN	26 MAR 1994	7	6	3	-2.7	**11.87**	
31	167	**AL-AZZAWI Basim**	IRQ	10 AUG 1990	11	6	3	-1.5	**11.90**	
32	26	**ZAPOISKIKH Siarhei**	BLR	13 SEP 1999	5	5	3	-3.1	**11.92**	
33	241	**CHAE Kyongwhn**	KOR	19 JAN 1978	11	1	4	-1.5	**11.93**	
34	50	**XU Zhenqing**	CHN	20 FEB 1989	9	3	4	-2.0	**11.97**	
35	147	**VOUROS Alexios**	GRE	28 DEC 1998	10	6	4	-2.2	**11.99**	
36	463	**TURE' Abubacar**	POR	02 NOV 1998	4	2	4	-2.1	**12.00**	
37	276	**MOHD REFIN Muhammad**	MAS	27 JAN 1996	2	6	2	-3.4	**12.01**	Q
38	461	**SHANKOMBO Brian**	ZAM	21 OCT 1995	1	4	4	-2.5	**12.02**	
39	158	**RAMACHANDRAN Yadukrishna**	IND	30 DEC 1995	8	2	2	-3.0	**12.03**	Q
40	223	**MUYEKHO Elijah**	KEN	12 JUL 1994	11	4	5	-1.5	**12.03**	
41	269	**ABD RAHIM Danish**	MAS	02 JAN 1996	10	4	5	-2.2	**12.10**	
42	114	**TANNER Santeri**	FIN	15 DEC 1996	7	5	4	-2.7	**12.10**	
43	274	**JAMPERIDIN Muhammad**	MAS	27 JUN 2000	4	5	5	-2.1	**12.15**	
44	56	**AMON Patrick**	CIV	08 OCT 1989	6	7	5	-1.7	**12.15**	
45	96	**GOMEZ AYALA Victor**	ESP	17 SEP 1996	5	3	4	-3.1	**12.16**	

Legend

DQ = Disqualified
DNF = Did Not Finish
R.T. = Reaction
DNS = Did Not Start
Fn = False Start

KRONOS
DEAFLYMPICS

RANK	BIB	SURNAME & NAME	NOC	DATE OF BIRTH	HEAT	LANE	RANK	WIND	TIME	
46	242	**LEE Kwangwon**	KOR	05 MAY 1992	9	1	5	-2.0	**12.25**	
47	262	**ALQIDDAR Omer**	LBA	18 MAR 1996	9	5	6	-2.0	**12.25**	
48	466	**KERI David**	HUN	21 SEP 1993	11	3	6	-1.5	**12.27**	
49	166	**AL SAEDI Zaid**	IRQ	02 SEP 1995	6	2	6	-1.7	**12.46**	
50	447	**CEDENO ALVAREZ Anthony**	VEN	13 SEP 1988	6	4	7	-1.7	**12.49**	
51	92	**ROSALES Hilton**	ECU	17 APR 1999	2	2	3	-3.4	**12.51**	
52	285	**KEITA Moussa**	MLI	05 AUG 1990	7	8	5	-2.7	**12.54**	
53	90	**DE LA ROSA Carlos**	ECU	15 AUG 1995	3	3	6	+2.8	**12.58**	
54	264	**DHU Mohammed**	LBA	15 JUL 1999	10	5	6	-2.2	**12.58**	
55	58	**KOUASSI Yao**	CIV	28 APR 1995	2	4	4	-3.4	**12.71**	
56	282	**TALESKI Davor**	MKD	09 JUN 1999	11	7	7	-1.5	**12.85**	
57	468	**SULTANI Ahmad**	AFG	05 OCT 1993	9	8	7	-2.0	**13.21**	
58	454	**ALKHAWLANI Mohammed**	YEM	09 SEP 1999	6	6	8	-1.7	**13.22**	
59	281	**CHEHOVIKJ Samir**	MKD	23 NOV 1998	9	6	8	-2.0	**13.28**	
60	2	**NOORI Payman**	AFG	01 JAN 1996	4	8	6	-2.1	**13.37**	
61	59	**TOURE Inza**	CIV	19 DEC 1988	4	4	7	-2.1	**13.58**	

NOT RANKED

	28	**MENDES Lucas**	BRA	02 MAR 1996	8	1		-3.0	**DNS**	
	60	**BALEKAMEN Moussou**	CMR	12 APR 1992	10	3		-2.2	**DNS**	
	62	**DIWOUTA Edimo**	CMR	11 NOV 1991	2	8		-3.4	**DNS**	
	68	**TAGNE Mountessou**	CMR	18 JAN 1990	8	7		-3.0	**DNS**	
	87	**CARABALLO CONTRERAS Naza**	DOM	09 MAY 1993	7	3		-2.7	**DNS**	
	140	**GHANSAH Joseph**	GHA	23 OCT 1987	11	8		-1.5	**DNS**	
	144	**OKYERE Ofori**	GHA	28 MAY 1998	5	6		-3.1	**DNS**	
	146	**SAM Emmanuel**	GHA	25 DEC 1992	8	8		-3.0	**DNS**	
	263	**ALSHAENABI Hasan**	LBA	28 JUL 1997	1	3		-2.5	**DNS**	
	296	**BADMUS Nurudeen**	NGR	04 JUL 1980	5	7		-3.1	**DNS**	
	298	**BOLU John**	NGR	21 FEB 1998	1	6		-2.5	**DNS**	
	305	**SO ORIARI Tamunodiepiriy**	NGR	14 MAR 1984	8	6		-3.0	**DNS**	
	312	**MEHMOOD Tahir**	PAK	15 MAR 1980	3	2		+2.8	**DNS**	
	313	**RAHMAN Tahir**	PAK	01 JAN 1981	7	7		-2.7	**DNS**	
	314	**ZARIN Yaseen**	PAK	01 JAN 1986	1	7		-2.5	**DNS**	
	455	**BANDA Misozi**	ZAM	05 JAN 1992	2	7		-3.4	**DNS**	
	458	**MUBANGA Bright**	ZAM	19 MAY 1995	8	4		-3.0	**DNS**	
	91	**ESPINOZA Jerson**	ECU	14 APR 1998	5	8		-3.1	**DNF**	
	9	**KANNEH Sekou**	AUS	01 JAN 2000	8	3		-3.0	**DQ**	iaaf 162/7
	278	**RAVINA James**	MAU	16 MAR 1998	2	3		-3.4	**DQ**	iaaf 162/7

Qualification: First 2 in each heat (Q) and 2 fastest (q) to Semifinal

Legend	
DQ = Disqualified	**DNS** = Did Not Start
DNF = Did Not Finish	**Fn** = False Start
R.T. = Reaction	

RESULTS
1500 m - Men - Semifinal

RANK	BIB	SURNAME & NAME	NOC	DATE OF BIRTH	ORD	TIME

1500 m - Men - Semifinal

DR	**3:50.81**	**KHOTYANOVICH Alexandr**	1962	URS	CHRISTCHURCH	15 JAN 1989
WR	**34.69**	**MENJO Baxtone**	1989	KEN	TORONTO	17 JUL 2012

SEMIFINAL 1 OF 2

1	216	**KOECH John**	KEN	29 AUG 1986	12	**4:06.33**	Q
2	13	**CHARNIAK Aliaksandr**	BLR	23 NOV 1990	3	**4:09.01**	Q
3	176	**MORIMITSU Yuya**	JPN	21 JUL 1995	9	**4:09.28**	Q
4	100	**MARTINEZ MORGA Jaime**	ESP	23 JAN 1995	8	**4:09.60**	Q
5	335	**BAGANOV Daniil**	RUS	10 MAY 1992	6	**4:10.06**	
6	320	**MARCINKIEWICZ Adrian**	POL	27 JUN 1993	2	**4:10.28**	
7	128	**HELMIS Daniel**	GER	15 APR 1988	7	**4:15.20**	
8	93	**TASINCHANA MAIGUA Jonath**	ECU	02 FEB 1993	4	**4:21.98**	
9	379	**JAITEP Uthai**	THA	21 FEB 1991	5	**4:24.70**	

NOT RANKED

63	**FOULEFACK Sonfack**	CMR	28 APR 1994	14	**DNS**	
142	**MOHAMMED Samadu**	GHA	15 OCT 1989	13	**DNS**	
272	**HOR Wei Hau**	MAS	29 JUL 1999	11	**DNS**	
295	**ALAMS Mangut**	NGR	15 AUG 1987	1	**DNS**	
165	**AL GBURI Hasan**	IRQ	10 JAN 1998	10	**DNF**	

Qualification: First 4 in each heat (Q) and 4 fastest (q) to Final

Intermediate point leaders (Bib and Time): **1200 m :** 236 3:18.12

Details: Start time:19:12 Temperature:+26°C Humidity:73%

As of 23/07/2017 at 19:22

SEMIFINAL 2 OF 2

1	125	**BLEY Alexander**	GER	24 DEC 1990	1	**4:06.26**	Q
2	109	**GEBREMARIAM Girmay**	ETH	27 MAY 1998	10	**4:06.50**	Q
3	326	**WOJCIECHOWSKI Michal**	POL	02 OCT 1988	12	**4:06.56**	Q
4	210	**CHERONO Symon**	KEN	24 JUL 1987	5	**4:06.57**	Q
5	229	**OMARI Peter**	KEN	21 DEC 1991	6	**4:06.70**	q
6	290	**VAN HOUWELINGEN Ralph**	NED	26 JUL 1994	2	**4:06.78**	q
7	323	**NOWAK Rafal**	POL	26 APR 1975	7	**4:06.95**	q
8	334	**ANDREEV Andrey**	RUS	06 OCT 1986	8	**4:08.10**	q
9	3	**DIDOUNE Abdellah**	ALG	01 MAY 1985	3	**4:20.04**	
10	168	**YAHYA Ahmed**	IRQ	11 MAY 1990	13	**4:23.47**	
11	57	**KOFFI Dja**	CIV	18 JUN 1986	11	**5:14.98**	

Legend

DQ = Disqualified
DNF = Did Not Finish
ORD = Order
DNS = Did Not Start
* = Caution

GENÇLİK VE SPOR BAKANLIĞI
TÜRKİYE MİLLİ OLİMPİYAT KOMİTESİ
T.C. SAMSUN VALİLİĞİ
SAMSUN BÜYÜKŞEHİR BELEDİYESİ
ONDOKUZ MAYIS ÜNİVERSİTESİ
KRONOS
DEAFLYMPICS

RANK	BIB	SURNAME & NAME	NOC	DATE OF BIRTH	ORD	TIME

NOT RANKED

70	**YEMELE Dongmeza**	CMR	29 JAN 1982	4	**DNS**
134	**ASIEDU Stephen**	GHA	22 DEC 2000	9	**DNS**

Qualification: First 4 in each heat (Q) and 4 fastest (q) to Final

Intermediate point leaders (Bib and Time):

400 m :	125	1:09.52	**800 m :**	334	--	**1200 m :**	229	3:23.50

Details: Start time:19:23 Temperature:+25°C Humidity:78%

As of 23/07/2017 at 19:39

Legend	
DQ = Disqualified	**DNS** = Did Not Start
DNF = Did Not Finish	* = Caution
ORD = Order	

SUMMARY
1500 m - Men - Semifinal

1500 m - Men - Semifinal

DR	**3:50.81**	**KHOTYANOVICH Alexandr**	1962	URS	CHRISTCHURCH	15 JAN 1989
WR	**3:48.69**	**MENJO Baxtone**	1989	KEN	TORONTO	17 JUL 2012

RANK	BIB	SURNAME & NAME	NOC	DATE OF BIRTH	HEAT	ORD	RANK	TIME		T.ISCR.
1	125	**BLEY Alexander**	GER	24 DEC 1990	2	1	1	**4:06.26**	Q	3:53.29
2	216	**KOECH John**	KEN	29 AUG 1986	1	12	1	**4:06.33**	Q	3:53.50
3	109	**GEBREMARIAM Girmay**	ETH	27 MAY 1998	2	10	2	**4:06.50**	Q	4:08.07
4	326	**WOJCIECHOWSKI Michal**	POL	02 OCT 1988	2	12	3	**4:06.56**	Q	3:55.00
5	210	**CHERONO Symon**	KEN	24 JUL 1987	2	5	4	**4:06.57**	Q	3:54.30
6	229	**OMARI Peter**	KEN	21 DEC 1991	2	6	5	**4:06.70**	q	4:02.10
7	290	**VAN HOUWELINGEN Ralph**	NED	26 JUL 1994	2	2	6	**4:06.78**	q	3:57.95
8	323	**NOWAK Rafal**	POL	26 APR 1975	2	7	7	**4:06.95**	q	3:57.00
9	334	**ANDREEV Andrey**	RUS	06 OCT 1986	2	8	8	**4:08.10**	q	3:59.96
10	13	**CHARNIAK Aliaksandr**	BLR	23 NOV 1990	1	3	2	**4:09.01**	Q	3:58.00
11	176	**MORIMITSU Yuya**	JPN	21 JUL 1995	1	9	3	**4:09.28**	Q	3:54.11
12	100	**MARTINEZ MORGA Jaime**	ESP	23 JAN 1995	1	8	4	**4:09.60**	Q	4:01.89
13	335	**BAGANOV Daniil**	RUS	10 MAY 1992	1	6	5	**4:10.06**		3:56.02
14	320	**MARCINKIEWICZ Adrian**	POL	27 JUN 1993	1	2	6	**4:10.28**		4:01.00
15	128	**HELMIS Daniel**	GER	15 APR 1988	1	7	7	**4:15.20**		3:54.43
16	3	**DIDOUNE Abdellah**	ALG	01 MAY 1985	2	3	9	**4:20.04**		4:13.00
17	93	**TASINCHANA MAIGUA Jonath**	ECU	02 FEB 1993	1	4	8	**4:21.98**		4:12.32
18	168	**YAHYA Ahmed**	IRQ	11 MAY 1990	2	13	10	**4:23.47**		4:16.00
19	379	**JAITEP Uthai**	THA	21 FEB 1991	1	5	9	**4:24.70**		4:19.59
20	57	**KOFFI Dja**	CIV	18 JUN 1986	2	11	11	**5:14.98**		4:11.30

NOT RANKED

BIB	SURNAME & NAME	NOC	DATE OF BIRTH	HEAT	ORD	TIME
63	**FOULEFACK Sonfack**	CMR	28 APR 1994	1	14	**DNS**
70	**YEMELE Dongmeza**	CMR	29 JAN 1982	2	4	**DNS**
134	**ASIEDU Stephen**	GHA	22 DEC 2000	2	9	**DNS**
142	**MOHAMMED Samadu**	GHA	15 OCT 1989	1	13	**DNS**
272	**HOR Wei Hau**	MAS	29 JUL 1999	1	11	**DNS**
295	**ALAMS Mangut**	NGR	15 AUG 1987	1	1	**DNS**
165	**AL GBURI Hasan**	IRQ	10 JAN 1998	1	10	**DNF**

Qualification: First 4 in each heat (Q) and 4 fastest (q) to Final

Legend

DQ = Disqualified
DNF = Did Not Finish
ORD = Order
DNS = Did Not Start
* = Caution

RESULTS
Shot Put - Heptathlon - Women -

RANK BIB SURNAME & NAME NOC ORD - 1 - - 2 - - 3 - - 4 - - 5 - - 6 - RESULT POINTS TOTAL
DATE OF BIRTH



Shot Put - Heptathlon - Women

Heptathlon DR	**4930**	**KLECHKINA ANASTASIA**	1994	RUS	SOFIA			31 JUL 2013	
Heptathlon WR	**5062**	**OLENKO Kairit**	2008	EST	IZMIR			25 SEP 2008	

1	202	**KHIZHNYAKOVA Olga**	KAZ	8	X	11.73	X	**11.73**	**643**	1063
		27 FEB 1994									
2	356	**KLECHKINA Anastasia**	RUS	4	10.86	10.99	11.45	**11.45**	**625**	2200
		04 AUG 1994									
3	129	**MERKER Felicitas**	GER	6	10.61	10.67	X	**10.67**	**573**	1845
		06 MAR 1992									
4	206	**PUTINTSEVA Yelena**	KAZ	2	9.67	9.83	X	**9.83**	**518**	1150
		05 JAN 1981									
5	417	**POTAPENKO Kateryna**	UKR	5	9.12	9.68	9.82	**9.82**	**518**	1837
		14 APR 1988									
6	126	**BRUTSCHER Nadine**	GER	3	8.65	8.12	8.80	**8.80**	**451**	1299
		15 JUL 1994									
7	20	**KRAUTSOVA Liudmila**	BLR	7	8.19	8.38	X	**8.38**	**424**	1338
		31 MAR 1998									
8	106	**SAEM Cathy**	EST	1	7.27	7.57	7.18	**7.57**	**372**	1374
		14 DEC 1993									

Starting order	1	2	3	4	5	6	7	8							
	106	206	126	356	417	129	20	202							

Details: Start time:19:00 Temperature:+26°C Humidity:73%
Finish Time:19:28 Temperature:+25°C Humidity:72%

As of 23/07/2017 at 19:28

Legend	
DQ = Disqualified	**DNS** = Did Not Start
DNF = Did Not Finish	**NM** = No Result
- = Did Not Attempt	**X** = Failed
ORD = Order	

RESULTS

10000 m - Men - Final

WR	**29:07.53**	**BUTLER Timothy**	1963	GBR	BIRMINGHAM	23 JUN 1989
DR	**29:16.01**	**CHERONO Symon**	1987	KEN	SOFIA	30 JUL 2013

RANK	BIB	SURNAME & NAME	NOC	DATE OF BIRTH	ORD	TIME	
1	210	**CHERONO Symon**	KEN	24 JUL 1987	2	**29:11.73**	DR
2	215	**KIPTUM Daniel**	KEN	28 DEC 1974	1	**29:42.13**	
3	469	**WARENG Peter**	KEN	16 JUL 1982	11	**29:59.28**	
4	326	**WOJCIECHOWSKI Michal**	POL	02 OCT 1988	15	**33:04.43**	
5	197	**YAMANAKA Kohichiro**	JPN	27 AUG 1981	13	**33:28.75**	
6	115	**ACHEGHANE Medhi**	FRA	21 SEP 1991	14	**33:35.49**	
7	99	**MARTINEZ ALMEIDA Rafael**	ESP	26 OCT 1981	3	**34:01.17**	
8	54	**ZHANG Yongqiang**	CHN	04 NOV 1990	6	**35:11.51**	
9	3	**DIDOUNE Abdellah**	ALG	01 MAY 1985	12	**35:49.61**	
10	201	**KASSENOV Bakhtiyar**	KAZ	21 MAY 1984	7	**39:33.21**	
11	207	**ZAGRUTDINOV Farid**	KAZ	16 OCT 1989	8	**42:27.49**	

NOT RANKED

BIB	SURNAME & NAME	NOC	DATE OF BIRTH	ORD	TIME
142	**MOHAMMED Samadu**	GHA	15 OCT 1989	17	**DNS**
145	**OWUSU Francis**	GHA	30 APR 1987	18	**DNS**
255	**KERAIDI Abdullah**	KUW	22 AUG 1998	5	**DNS**
256	**KHALAF Salem**	KUW	25 MAR 1971	4	**DNS**
267	**TUMAITIS Donatas**	LTU	10 AUG 1984	9	**DNS**
293	**PHADERA Dharmadatta**	NEP	22 SEP 1992	10	**DNS**
35	**DU Xianfeng**	CHN	20 OCT 1991	16	**DNF**
341	**ELNIKOV Alexey**	RUS	23 JUN 1991	19	**DNF**

Intermediate point leaders (Bib and Time):

1000 m :	469	2:58.18	**2000 m :**	210	5:45.55	**3000 m :**	210	8:34.57
4000 m :	210	11:28.37	**5000 m :**	210	14:21.75	**6000 m :**	210	17:17.05
7000 m :	210	20:12.44	**8000 m :**	210	23:11.11	**9000 m :**	210	26:16.32

Details: Start time:19:36 Temperature:+25°C Humidity:73%

As of 23/07/2017 at 20:34

Legend	
DQ = Disqualified	**DNS** = Did Not Start
DNF = Did Not Finish	* = Caution
ORD = Order	

RESULTS
Triple Jump - Men - Final

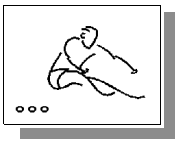

Triple Jump - Men - Final

DR	**15.51**	**SAVOSTIN Alexey**	1988	RUS	TAIPEI	12 SEP 2009
WR	**15.51**	**SAVOSTIN Alexey**	1988	RUS	TAIPEI	12 SEP 2009

RANK	BIB	SURNAME & NAME	NOC	ORD	- 1 -	- 2 -	- 3 -	- 4 -	- 5 -	- 6 -	RESULT
		DATE OF BIRTH									
1	367	**PAKIN Ivan**	RUS	9	15.27	15.12	15.41	15.22	15.30	15.19	**15.41**
		18 MAY 1991			*+1.1*	*+2.0*	*+1.5*	*+0.3*	*-0.1*	*+0.3*	***+1.5***
2	17	**HRALKO Raman**	BLR	12	14.71	15.07	X	15.13	14.85	15.06	**15.13**
		28 MAR 1992			*+1.2*	*+1.1*	*+1.0*	*+0.2*	*+1.2*	*+0.9*	***+0.2***
3	403	**DANYLCHENKO Volodymyr**	UKR	5	14.54	X	14.84	14.86	15.08	X	**15.08**
		12 OCT 1992			*+1.6*	*+0.9*	*+1.4*	*+1.6*	*+0.5*	*+0.1*	***+0.5***
4	18	**KOZICH Aliaksandr**	BLR	6	14.57	X	14.77	14.27	14.70	14.72	**14.77**
		09 OCT 1987			*+2.0*	*+1.9*	*+0.8*	*+1.4*	*+0.8*	*+1.2*	***+0.8***
5	257	**GRENINS Maris**	LAT	1	14.32	X	14.01	14.11	14.54	14.49	**14.54**
		25 FEB 1981				*+0.6*	*+0.1*	*+1.2*	*+2.0*	*+1.3*	***+2.0***
6	258	**SOKLAKOVS Sergejs**	LAT	3	X	13.57	13.76	13.90	X	11.80	**13.90**
		21 JAN 1995				*+0.8*	*+1.9*	*+0.7*	*+0.8*	*+0.9*	***+0.7***
7	179	**NAKAMURA Kodai**	JPN	11	X	X	13.62	X	X	X	**13.62**
		03 APR 1991			*+1.8*	*+1.3*	*+1.9*	*+0.7*	*+1.3*	*+0.5*	***+1.9***
8	162	**SALEHI Mohammadhadi**	IRI	7	12.41	12.78	13.55	-			**13.55**
		13 SEP 1984			*+0.9*	*+1.4*	*+1.8*				***+1.8***
9	22	**MAISTRENKA Aliaksandr**	BLR	2	X	X	13.34				**13.34**
		27 APR 2000				*+0.4*	*+0.6*				***+0.6***
10	200	**ABAKANOV Rustem**	KAZ	10	12.98	13.30	13.29				**13.30** w
		29 JUL 1985			*+2.5*	*+2.5*	*+1.2*				***+2.5***

NOT RANKED

343	**FEDORENKOV Denis**	RUS	4	X	-				**NM**
	18 MAR 1996								
133	**AMEGASHIE Eugene**	GHA	8						**DNS**
	13 NOV 1990								

Starting order	1	2	3	4	5	6	7	8	9	10	11	12			
Initial	257	22	258	343	403	18	162	133	367	200	179	17			
4th and 5th and 6th at.	162	179	258	257	18	403	17	367							

Details: Start time:19:30 Finish Time:21:08 Temperature:+23°C Temperature:+25°C Humidity:70% Humidity:72%

As of 23/07/2017 at 21:12

Legend	
DQ = Disqualified	**DNS** = Did Not Start
DNF = Did Not Finish	**NM** = No Result
- = Did Not Attempt	**X** = Failed
ORD = Order	

GENÇLİK VE SPOR BAKANLIĞI
TÜRKİYE MİLLİ OLİMPİYAT KOMİTESİ
T.C. SAMSUN VALİLİĞİ
SAMSUN BÜYÜKŞEHİR BELEDİYESİ
ONDOKUZ MAYIS ÜNİVERSİTESİ
KRONOS
DEAFLYMPICS

RESULTS
400 m Hurdles - Men - Semifinal

RANK BIB SURNAME & NAME NOC DATE OF BIRTH LANE R.T. TIME



400 m Hurdles - Men - Semifinal

DR	**51.40** M**SKOMOROKHOV Vyacheslav**	1940	URS	BELGRADE	11 AUG 1969
WR	**49.10** M**SKOMOROKHOV Vyacheslav**	1940	URS	MEXICO CITY	15 OCT 1968

SEMIFINAL 1 OF 2

1	348	**GREBENSHCHIKOV Konstanti**	RUS	02 JAN 1990	5	0.228	**55.39**	Q
2	48	**WANG Yingzhe**	CHN	14 MAY 1992	7	0.258	**55.60**	Q
3	437	**KOSS Taylor**	USA	10 AUG 1993	3	0.308	**55.98**	Q
4	191	**TAKADA Yuji**	JPN	03 NOV 1984	4	0.310	**57.89**	q
5	271	**AZMAN Muhammad**	MAS	28 JAN 1996	6	0.403	**58.80**	
6	5	**NACEUR Mohamed**	ALG	11 OCT 1989	2	0.453	**59.18**	

Qualification: First 3 in each heat (Q) and 2 fastest (q) to Final

Details: Start time:20:30 Temperature:+24°C Humidity:83%



As of 23/07/2017 at 20:32

SEMIFINAL 2 OF 2

1	372	**TYSHENKO Alan**	RUS	16 MAR 1989	2	0.330	**55.24**	Q
2	410	**KULYK Mykola**	UKR	24 MAY 1981	6	0.253	**55.28**	Q
3	409	**KOMPANIIETS Serhii**	UKR	17 MAY 1996	4	0.435	**55.29**	Q
4	55	**ZHU Jiazhou**	CHN	05 JUN 1992	7	0.330	**57.55**	q
5	114	**TANNER Santeri**	FIN	15 DEC 1996	5	0.222	**59.02**	
6	434	**HAHN Gunner**	USA	10 JAN 1995	3	0.298	**59.40**	

Qualification: First 3 in each heat (Q) and 2 fastest (q) to Final

Details: Start time:20:38 Temperature:+24°C Humidity:83%

Legend

DQ = Disqualified
DNF = Did Not Finish
R.T. = Reaction
DNS = Did Not Start
Fn = False Start

RANK	BIB	SURNAME & NAME	NOC	DATE OF BIRTH	LANE	R.T.	TIME



As of 23/07/2017 at 20:41

Legend	
DQ = Disqualified	**DNS** = Did Not Start
DNF = Did Not Finish	**Fn** = False Start
R.T. = Reaction	

SUMMARY
400 m Hurdles - Men - Semifinal



400 m Hurdles - Men - Semifinal

DR	**51.40**	MSKOMOROKHOV Vyacheslav	1940	URS	BELGRADE	11 AUG 1969
WR	**49.10**	MSKOMOROKHOV Vyacheslav	1940	URS	MEXICO CITY	15 OCT 1968

RANK	BIB	SURNAME & NAME	NOC	DATE OF BIRTH	HEAT	LANE	RANK	TIME	
1	372	**TYSHENKO Alan**	RUS	16 MAR 1989	2	2	1	**55.24**	Q
2	410	**KULYK Mykola**	UKR	24 MAY 1981	2	6	2	**55.28**	Q
3	409	**KOMPANIIETS Serhii**	UKR	17 MAY 1996	2	4	3	**55.29**	Q
4	348	**GREBENSHCHIKOV Konstanti**	RUS	02 JAN 1990	1	5	1	**55.39**	Q
5	48	**WANG Yingzhe**	CHN	14 MAY 1992	1	7	2	**55.60**	Q
6	437	**KOSS Taylor**	USA	10 AUG 1993	1	3	3	**55.98**	Q
7	55	**ZHU Jiazhou**	CHN	05 JUN 1992	2	7	4	**57.55**	q
8	191	**TAKADA Yuji**	JPN	03 NOV 1984	1	4	4	**57.89**	q
9	271	**AZMAN Muhammad**	MAS	28 JAN 1996	1	6	5	**58.80**	
10	114	**TANNER Santeri**	FIN	15 DEC 1996	2	5	5	**59.02**	
11	5	**NACEUR Mohamed**	ALG	11 OCT 1989	1	2	6	**59.18**	
12	434	**HAHN Gunner**	USA	10 JAN 1995	2	3	6	**59.40**	

Qualification: First 3 in each heat (Q) and 2 fastest (q) to Final

Legend

DQ = Disqualified
DNF = Did Not Finish
R.T. = Reaction
DNS = Did Not Start
Fn = False Start

RESULTS
200 m - Heptathlon - Women -

RANK	BIB	SURNAME & NAME	NOC	DATE OF BIRTH	LANE	R.T.	TIME	POINTS	TOTAL



200 m - Heptathlon - Women

Heptathlon DR	**4930**	**KLECHKINA ANASTASIA**	1994	RUS	SOFIA	31 JUL 2013
Heptathlon WR	**5062**	**OLENKO Kairit**	2008	EST	IZMIR	25 SEP 2008

(Wind: -0.5 m/s)

1	356	**KLECHKINA Anastasia**	RUS	04 AUG 1994	1	0.296	**26.99**	**713**	2913
2	129	**MERKER Felicitas**	GER	06 MAR 1992	5	0.246	**27.37**	**681**	2526
3	417	**POTAPENKO Kateryna**	UKR	14 APR 1988	4	0.238	**27.64**	**659**	2496
4	106	**SAEM Cathy**	EST	14 DEC 1993	2	0.231	**28.80**	**569**	1943
5	126	**BRUTSCHER Nadine**	GER	15 JUL 1994	8	0.244	**29.06**	**550**	1849
6	20	**KRAUTSOVA Liudmila**	BLR	31 MAR 1998	6	0.552	**29.12**	**545**	1883
7	206	**PUTINTSEVA Yelena**	KAZ	05 JAN 1981	7	0.332	**30.56**	**444**	1594
8	202	**KHIZHNYAKOVA Olga**	KAZ	27 FEB 1994	3	0.450	**40.20**	**22**	1085

Details: Start time:20:59 Temperature:+24°C Humidity:83%

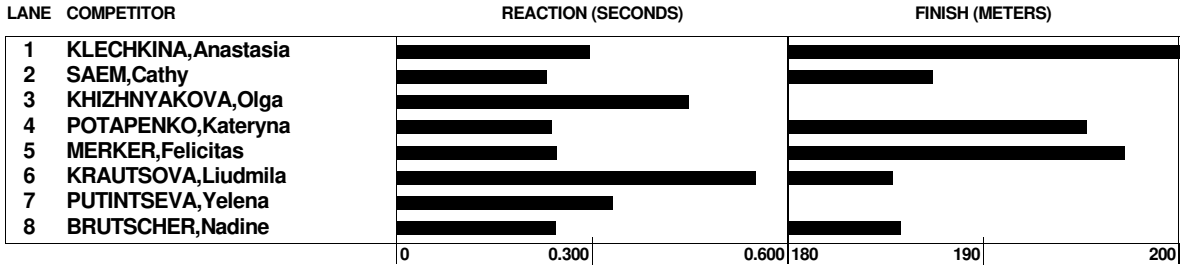

As of 23/07/2017 at 21:02

Legend	
DQ = Disqualified	**DNS** = Did Not Start
DNF = Did Not Finish	**Fn** = False Start
R.T. = Reaction	

RECORDS BROKEN BY EVENT
DAY 1

EVENT	DATE	ROUND	BIB	NAME	NAT	BORN	RESULT	RECORDS
Pole Vault		**Women**						
	23 July 2017	Final	365	NIKIFOROVA Ekaterina	RUS	1997	3.30 m	=WR, DR
	23 July 2017	Final	364	NECHAEVA Maria	RUS	1982	3.30 m	=DR
	23 July 2017	Final	364	NECHAEVA Maria	RUS	1982	3.30 m	=DR
	23 July 2017	Final	364	NECHAEVA Maria	RUS	1982	3.40 m	WR, DR
	23 July 2017	Final	364	NECHAEVA Maria	RUS	1982	3.45 m	WR, DR
Hammer Throw		**Women**						
	23 July 2017	Final	308	RAAD Trude	NOR	1990	62.22m	DR
	23 July 2017	Final	308	RAAD Trude	NOR	1990	66,35	WR,DR
10000 m		**Men**						
	23 July 2017	Final	210	CHERONO Symon	KEN	1987	29:11.73	DR

LN/ORD BIB SURNAME & NAME NOC DATE OF BIRTH S.BEST P.BEST

Long Jump - Heptathlon - Women

Heptathlon DR	**4930**	**KLECHKINA ANASTASIA**	1994	RUS	SOFIA	31 JUL 2013
Heptathlon WR	**5062**	**OLENKO Kairit**	2008	EST	IZMIR	25 SEP 2008

24 JUL 2017 15:30

1	206	**PUTINTSEVA Yelena**	KAZ	05 JAN 1981	1594	7	1319
2	129	**MERKER Felicitas**	GER	06 MAR 1992	2526	2	387
3	20	**KRAUTSOVA Liudmila**	BLR	31 MAR 1998	1883	5	1030
4	106	**SAEM Cathy**	EST	14 DEC 1993	1943	4	970
5	126	**BRUTSCHER Nadine**	GER	15 JUL 1994	1849	6	1064
6	202	**KHIZHNYAKOVA Olga**	KAZ	27 FEB 1994	1085	8	1828
7	417	**POTAPENKO Kateryna**	UKR	14 APR 1988	2496	3	417
8	356	**KLECHKINA Anastasia**	RUS	04 AUG 1994	2913	1	

LN/ORD *BIB* *SURNAME & NAME* *NOC* *DATE OF BIRTH* *S.BEST* *P.BEST*



Pole Vault - Men - Final

DR	**4.80**	**SOUTHERN Patrick**	1982	USA	TAIPEI	08 SEP 2009
WR	**5.06**	**SOUTHERN Patrick**	1982	USA	LINCOLN	15 APR 2006

24 JUL 2017 16:00

1	344	**FILLIPOV Kirill**	RUS	29 AUG 1987	**4.80**	A
2	381	**CHEN Chung-Yu**	TPE	28 MAR 1993	**4.70**	A
3	359	**KOCHKAROV Dmitriy**	RUS	16 APR 1991	**4.60**	A
4	193	**TAKEHANA Kotaro**	JPN	02 OCT 1986	**4.57**	A
5	205	**NABOKOV Andrey**	KAZ	05 JAN 1988	**3.60**	B
6	22	**MAISTRENKA Aliaksandr**	BLR	27 APR 2000	**3.80**	A
7	355	**KHILENKO Konstantin**	RUS	26 AUG 1995	**4.40**	A

Deaflympics Records

4.80	**SOUTHERN** Patrick	1982	USA	TAIPEI	08 SEP 2009
4.78	**SPONBERG** Ole Theodor		NOR	SOFIA	26 JUL 1993
4.73	**BEDNAREK** Miroslaw		FRG	LOS ANGELES	15 JUL 1985
4.70	**KREIDUNOV** Vlasimir		URS	KOLN	26 JUL 1981
4.00	**MICHILINE** Joseph		USA	BELGRADE	12 AUG 1969
3.96	**SUUTARI** Teuvo		FIN	WASHINGTON	26 JUN 1965
3.85	**ZOHOVSKIS** Zigmunds		URS	HELSINKI	6/961
3.50	**SIMONENKO** Anatole		URS	MILAN	27 AUG 1957
3.50	**KESKI-LEVIJOKI** Erkki		FIN	BRUSSELS	16 AUG 1953
3.40	**BROMAN** Tenho		FIN	COPENHAGEN	14 AUG 1949

LN/ORD BIB SURNAME & NAME NOC DATE OF BIRTH S.BEST P.BEST

400 m Hurdles - Women - Final

DR	**1:01.62**	**MANNINEN Emilija**	1981	EST	SOFIA	1/013
WR	**1:01.62**	**MANNINEN Emilija**	1981	EST	SOFIA	01 AUG 2013

24 JUL 2017 17:00

1	174	**KOMATSU Ayaka**	JPN	25 JAN 1993	**1:03.39**	A
2	419	**SHAPOVAL Yuliia**	UKR	28 APR 1988	**1:02.48**	A
3	340	**CHERNYSHEVA Victoria**	RUS	04 JUL 1998	**1:03.24**	A
4	408	**KOCHMARYK Viktoriia**	UKR	23 AUG 1989	**1:02.18**	A
5	445	**VANDERMEULEN Janna**	USA	08 MAY 1990	**1:02.35**	A
6	354	**KHALADZHAN Asya**	RUS	12 JUN 1992	**1:01.93**	A
7	38	**GUO Yanlan**	CHN	05 AUG 1995	**1:03.35**	A
8	368	**SENINA Alevtina**	RUS	28 MAY 1989	**1:02.44**	A

Deaflympics Records

1:01.62	**MANNINEN** Emilija	1981	EST	SOFIA	1/013
1:03.02	**SHAPOVAL** Yuliia		UKR	TAIPEI	9/009
1:03.19	**IZBASH** Inna		UKR	ROME	30 JUL 2001
1:04.18	**YAKYMCHUK** Tatiana		CZE	COPENHAGEN	24 JUL 1997

LN/ORD BIB SURNAME & NAME NOC DATE OF BIRTH S.BEST P.BEST



400 m Hurdles - Men - Final

DR	**51.40** M	**SKOMOROKHOV Vyacheslav**	1940	URS	BELGRADE	11 AUG 1969
WR	**49.10** M	**SKOMOROKHOV Vyacheslav**	1940	URS	MEXICO CITY	15 OCT 1968

FINAL

24 JUL 2017 17:20

1	191	**TAKADA Yuji**	JPN	03 NOV 1984	**57.89**
2	55	**ZHU Jiazhou**	CHN	05 JUN 1992	**57.55**
3	372	**TYSHENKO Alan**	RUS	16 MAR 1989	**55.24**
4	410	**KULYK Mykola**	UKR	24 MAY 1981	**55.28**
5	348	**GREBENSHCHIKOV Konstanti**	RUS	02 JAN 1990	**55.39**
6	48	**WANG Yingzhe**	CHN	14 MAY 1992	**55.60**
7	409	**KOMPANIIETS Serhii**	UKR	17 MAY 1996	**55.29**
8	437	**KOSS Taylor**	USA	10 AUG 1993	**55.98**

Deaflympics Records

51.40	M	**SKOMOROKHOV** Vyacheslav	1940	URS BELGRADE	11 AUG 1969
53.50	M	**HILLE** Christian		GER MILAN	27 AUG 1957
58.00	M	**KOSKINEN** Veikko		FIN COPENHAGEN	13 AUG 1949
1:00.40	M	**THULKE** Georg		GER STOCKHOLM	27 AUG 1939
1:02.40	M	**RUELLAND** Yves		FRA PARIS	14 AUG 1924

DAILY PROGRAM 24 JUL 2017

LN/ORD	BIB	SURNAME & NAME	NOC	DATE OF BIRTH	S.BEST	P.BEST

1500 m - Women - Final

DR	**4:30.46**	**EROFEEVA Nelli**	1983	RUS	TAIPEI	9/009
WR	**4:25.25**	**WINDBRAKE Rita**	1945	FRG	GELSENKIRCHE	18 JUL 1981

24 JUL 2017 17:50

1	233	**WAKONYO Hannah**	KEN	04 JUL 1996	**5:12.70**	B
2	101	**RIOS CAMPOY Maite**	ESP	05 DEC 1986	**4:48.91**	A
3	113	**KARLSSON Lycke**	FIN	29 MAY 1998	**4:44.20**	A
4	342	**EROFEEVA Nelli**	RUS	02 MAR 1983	**4:41.13**	A
5	19	**KOZICH Halina**	BLR	26 MAY 1990	**4:50.00**	A
6	181	**OKADA Mio**	JPN	12 AUG 1997	**4:55.83**	A
7	421	**SYDORENKO Anastasiia**	UKR	07 JUL 1994	**4:38.67**	A
8	112	**MEZGEBU Asfaw**	ETH	24 JUN 1994	**4:45.14**	A
9	370	**SOLODOVA Diana**	RUS	26 MAY 1997	**4:33.91**	A
10	149	**MIHALY Reka**	HUN	30 JAN 1996	**5:12.78**	B
11	297	**BITRUS Mwanret**	NGR	25 APR 1996	**5:17.25**	B

Deaflympics Records

4:30.46	**EROFEEVA** Nelli	1983	RUS	TAIPEI	9/009
4:31.23	**WINDBRAKE** Rite		FRG	KOLN	29 JUL 1981
4:41.80 M	**BACHTEL** Betsy		USA	BUCHAREST	25 JUL 1977

LN/ORD BIB SURNAME & NAME NOC DATE OF BIRTH S.BEST P.BEST

1500 m - Men - Final

DR	**3:50.81**	**KHOTYANOVICH Alexandr**	1962	URS	CHRISTCHURCH	15 JAN 1989
WR	**3:48.69**	**MENJO Baxtone**	1989	KEN	TORONTO	17 JUL 2012

FINAL

24 JUL 2017 18:10

1	125	**BLEY Alexander**	GER	24 DEC 1990	**3:53.29**	A
2	176	**MORIMITSU Yuya**	JPN	21 JUL 1995	**3:54.11**	A
3	109	**GEBREMARIAM Girmay**	ETH	27 MAY 1998	**4:06.50**	A
4	326	**WOJCIECHOWSKI Michal**	POL	02 OCT 1988	**3:55.00**	A
5	290	**VAN HOUWELINGEN Ralph**	NED	26 JUL 1994	**3:57.95**	A
6	100	**MARTINEZ MORGA Jaime**	ESP	23 JAN 1995	**4:01.89**	A
7	334	**ANDREEV Andrey**	RUS	06 OCT 1986	**3:59.96**	A
8	13	**CHARNIAK Aliaksandr**	BLR	23 NOV 1990	**3:58.00**	A
9	323	**NOWAK Rafal**	POL	26 APR 1975	**3:57.00**	A
10	216	**KOECH John**	KEN	29 AUG 1986	**3:53.50**	A
11	210	**CHERONO Symon**	KEN	24 JUL 1987	**3:54.30**	A
12	229	**OMARI Peter**	KEN	21 DEC 1991	**4:02.10**	A

Deaflympics Records

3:50.81	**KHOTYANOVICH** Alexandr	1962	URS	CHRISTCHURCH	15 JAN 1989
3:53.41	**LAUNDRY** Paul		CAN	LOS ANGELES	16 JUL 1985
3:54.60 M	**KARVONEN** Timo		FIN	MALMOE	28 JUL 1973
3:55.70 M	**CHIESURIN** Francesco		ITA	WASHINGTON	01 JUL 1965
4:00.20 M	**BRENDEN** Reider		NOR	HELSINKI	08 AUG 1961
4:05.60 M	**VAN DER LINDEN** Bernhard		GER	MILAN	27 AUG 1957
4:14.60 M	**HERSON** Maurice		FRA	STOCKHOLM	27 AUG 1939
4:23.40 M	**BOUSCARAT** Robert		FRA	LONDON	21 AUG 1935
4:25.20 M	**CHRISTENSEN** Tage		DEN	NUREMBERG	23 AUG 1931

DAILY PROGRAM 24 JUL 2017

LN/ORD	BIB	SURNAME & NAME	NOC	DATE OF BIRTH	S.BEST	P.BEST

Shot Put - Men - Final

DR	**16.88**	**KALMYKOV Dmitry**	1992	RUS	SOFIA	02 AUG 2013
WR	**16.94**	**HENRIKSSON Bo-Goran**	1947	SWE	LIDINGO	291973

FINAL **24 JUL 2017 18:00**

1	83	**PEREZ PEREZ Hector**	CUB	17 SEP 1988	**14.42**	B
2	350	**KALMYKOV Dmitry**	RUS	28 FEB 1992	**16.78**	A
3	353	**KHAKIMOV Denis**	RUS	15 MAR 1993	**16.76**	A
4	161	**SAFFARI ASHTIANI Erfan**	IRI	25 JUL 1985	**16.21**	A
5	446	**WEIS Alex**	USA	15 AUG 1994	**16.15**	A
6	396	**KILIC Mahmut**	TUR	13 MAY 1983	**14.24**	A
7	46	**SHEN Haijun**	CHN	23 JUL 1987	**14.76**	A
8	265	**IVASKEVICIUS Vytenis**	LTU	09 JUL 1992	**17.30**	A
9	435	**HOCKMAN Jacob**	USA	15 MAR 1994	**14.42**	A
10	76	**MURILLO Pedro**	COL	22 SEP 1986	**13.69**	A
11	266	**JURKSA Mindaugas**	LTU	14 OCT 1992	**16.74**	A
12	392	**CALHAN Serhan**	TUR	24 APR 1994	**14.58**	A

Deaflympics Records

16.88	**KALMYKOV** Dmitry	1992	RUS	SOFIA	02 AUG 2013
16.85	**HENRIKSSON** Bo-Goran		SWE	MALMO	22 JUL 1973
14.42	**RUSSELL** Joe		USA	HELSINKI	6/961
13.15	**KAURELA** Valentin		FIN	LONDON	19 AUG 1935
9.77	**HUFFNER** Bruno		GER	AMSTERDAM	20928
8.62	**CODE** Raymond		FRA	PARIS	13 AUG 1924

DAILY PROGRAM 24 JUL 2017

LN/ORD BIB SURNAME & NAME NOC DATE OF BIRTH S.BEST P.BEST

10000 m - Women - Final

DR	**35:14.07**	**VERNON Melinda**	1985	AUS	TAIPEI	7/009
WR	**33:22.70**	**VERNON Melinda**	1985	AUS	MELBOURNE	10 DEC 2009

24 JUL 2017 18:30

1	401	**BAIRAMOVA Yuliia**	UKR	13 JAN 1986	**37:59.26**	A
2	123	**ALDER-BAERENS Nele**	GER	01 APR 1978	**36:36.21**	A
3	51	**YANG Chunhua**	CHN	29 JUN 1990	**37:34.24**	A
4	322	**NOWAK Monika**	POL	02 NOV 1981	**41:50.00**	A
5	101	**RIOS CAMPOY Maite**	ESP	05 DEC 1986	**38:25.08**	A
6	346	**GAYNETDINOVA Daria**	RUS	11 JUL 1985	**38:17.46**	A
7	217	**KWAMESA Juster**	KEN	24 APR 1997	**42:34.30**	B
8	373	**YAKUBOVSKAYA Olga**	RUS	06 AUG 1981	**38:12.06**	A

Deaflympics Records

35:14.07	**VERNON** Melinda	1985	AUS	TAIPEI	7/009
37:26.42	**LAMBERT** Joanne		AUS	ROME	25 JUL 2001
37:53.10	**HASHIMOTO** Kiyomi		JPN	COPENHAGEN	19 JUL 1997

LN/ORD BIB SURNAME & NAME NOC DATE OF BIRTH S.BEST P.BEST



Javelin Throw - Men - First Round

DR	**73.47**	**GARCIA ABREU Jesus**		VEN	TAIPEI	13 SEP 2009
WR	**73.47**	**GARCIA ABREU Jesus**	1981	VEN	TAIPEI	13 SEP 2009

QUALIFICAZIONE

24 JUL 2017 19:30

1	154	**KUMAR Sandeep**	IND	10 NOV 1990	**47.85**	B
2	85	**NOSEK Jakub**	CZE	30 OCT 1989	**59.75**	A
3	49	**XIN Shun**	CHN	08 APR 1992	**61.49**	A
4	378	**THOR Theodor**	SWE	07 OCT 1993	**72.46**	A
5	251	**ALSHEMERI Nawaf**	KUW	18 OCT 1988	**48.00**	A
6	94	**CANO GARCIA Salvador**	ESP	05 MAY 1987	**52.48**	A
7	187	**SATO Masamitsu**	JPN	20 JAN 1981	**54.36**	A
8	324	**ROZUMCZYK Tomasz**	POL	07 JUN 1989	**63.00**	A
9	450	**GARCIA ABREU Jesus**	VEN	23 SEP 1981	**68.70**	A
10	228	**OKOTH Stephen**	KEN	19 JUL 1992	**47.98**	B
11	170	**MASETTI Matteo**	ITA	06 SEP 1996	**67.01**	A
12	371	**TSYBIZOV Kirill**	RUS	04 JUL 1986	**62.24**	A
13	153	**KUMAR Ramesh**	IND	08 AUG 1997	**56.69**	A
14	81	**GONZALEZ ALFONSO Yoandi**	CUB	20 APR 1989	**60.10**	A
15	387	**AKBULUT Alperen**	TUR	20 JUL 1995	**54.84**	A
16	65	**KOUNG Mpele**	CMR	23 DEC 1974	**52.20**	A
17	185	**SATO Kenta**	JPN	30 AUG 1989	**63.71**	A
18	214	**KIPTARUS Ben**	KEN	04 SEP 1997	**51.98**	A

Qualification: 60.00 m (Q) or first 12 (q) to Final

Deaflympics Records

73.47	**GARCIA ABREU** Jesus	VEN	TAIPEI	13 SEP 2009
67.64	**SOLEM** John	NOR	CHRISTCHURCH	15 JAN 1989
56.36	**SMITH** Dean	AUS	CHRISTCHURCH	13 JAN 1989

KRONOS
DEAFLYMPICS

DAILY PROGRAM 24 JUL 2017

LN/ORD BIB SURNAME & NAME NOC DATE OF BIRTH S.BEST P.BEST

100 m - Women - Semifinal

DR	**11.71**	**GIRAT RIVERO Suslaidy**	1987	CUB	SOFIA	31 JUL 2013
WR	**11.71**	**GIRAT RIVERO Suslaidy**	1987	CUB	SOFIA	312013

SEMIFINAL 1 OF 3

24 JUL 2017 19:40

1	131	**SCHNEID Georgina**	GER	09 OCT 1990	**13.17**
2	121	**OUNSLEY Jodie**	GBR	17 JAN 2001	**13.28**
3	357	**KLIMOVA Oxana**	RUS	12 JUN 1990	**13.12**
4	80	**GIRAT RIVERO Suslaidy**	CUB	19 AUG 1987	**12.91**
5	32	**CAO Yiqi**	CHN	16 JAN 1993	**13.36**
6	289	**DEN EXTER Elaine**	NED	23 MAR 1997	**12.90**
7	116	**OMAR Makasidy**	FRA	18 OCT 1991	**13.61**
8	24	**SADAVAYA Darya**	BLR	31 MAR 1997	**13.25**

SEMIFINAL 2 OF 3

24 JUL 2017 19:39

1	237	**WAMIRA Rael**	KEN	16 JUN 1997	**13.66**
2	105	**OZERSKA Melisa**	EST	02 NOV 1998	**13.53**
3	27	**ZHURBENKOVA Katsiaryna**	BLR	05 MAY 1998	**12.89**
4	174	**KOMATSU Ayaka**	JPN	25 JAN 1993	**13.00**
5	445	**VANDERMEULEN Janna**	USA	08 MAY 1990	**13.06**
6	349	**GRISHINA Marina**	RUS	24 OCT 1988	**12.87**
7	386	**AKAY Aysun**	TUR	30 OCT 1994	**13.31**
8	441	**SCOTT Jaida**	USA	06 APR 2000	**13.39**

SEMIFINAL 3 OF 3

24 JUL 2017 19:39

1	73	**CHAPARRO Kimberly**	COL	17 NOV 1995	**13.83**
2	119	**LOSALA Asnath**	GBR	24 AUG 1994	**13.66**
3	433	**HAGEMAN Makenzie**	USA	17 AUG 1993	**12.96**
4	235	**WAMIRA Beryl**	KEN	20 JUN 1995	**12.66**
5	12	**CHABATAROVA Tatsiana**	BLR	17 FEB 1984	**13.02**
6	11	**STAPPERS Flore**	BEL	09 MAY 1995	**12.50**
7	41	**JIANG Xiaolan**	CHN	31 MAR 1991	**13.17**
8	345	**FILUSHKINA Alena**	RUS	05 DEC 1996	**12.93**

Qualification: First 2 in each heat (Q) and 2 fastest (q) to Final

Deaflympics Records

11.71	**GIRAT RIVERO** Suslaidy	1987	CUB	SOFIA	31 JUL 2013
12.04	**JECKSON** Sherrie		USA	LOS ANGELES	11 JUL 1985
12.40	**DABAT** Michele		FRA	MALMO	22 JUL 1973
12.40	**IVANOVA** Nina		URS	BELGRADE	11 AUG 1969
12.50	**DOERING** Gerda		POL	WASHINGTON	28 JUN 1965
12.50	**REDKINA** Antonina		URS	WASHINGTON	28 JUN 1965
12.80	**PAVLUNINA** Klavdia		URS	HELSINKI	7/961
12.80	**SAMPSON** Barbara		USA	HELSINKI	7/961
13.10	**NUBEK** Anna		URS	MILAN	29 AUG 1957

LN/ORD BIB SURNAME & NAME NOC DATE OF BIRTH S.BEST P.BEST

100 m - Men - Semifinal

DR	**10.61**	**GASKIN JR Wendell**	1973	USA	COPENHAGEN	20 JUL 1997
WR	**10.21**	**GASKIN JR Wendell**	1996	USA	SAN JOSE	01 JUN 1996

SEMIFINAL 1 OF 3

24 JUL 2017 20:10

1	158	**RAMACHANDRAN Yadukrishna**	IND	30 DEC 1995	**12.03**
2	276	**MOHD REFIN Muhammad**	MAS	27 JAN 1996	**12.01**
3	164	**YADEGARI Hashem**	IRI	26 MAY 1992	**11.33**
4	236	**WAMIRA David**	KEN	10 APR 1987	**11.69**
5	437	**KOSS Taylor**	USA	10 AUG 1993	**11.35**
6	415	**PENDRAK Maksym**	UKR	01 NOV 1990	**11.63**
7	375	**LENOIR Kim**	SUI	17 JAN 1996	**11.49**
8	82	**LARRUDET GIL Erly**	CUB	08 AUG 1985	**11.52**

SEMIFINAL 2 OF 3

24 JUL 2017 20:09

1	325	**STEMPURSKI Daniel**	POL	18 JAN 1997	**11.52**
2	21	**LAHADZIUK Artsiom**	BLR	11 OCT 1994	**11.65**
3	42	**LI Bin**	CHN	11 JUL 1990	**11.27**
4	184	**SASAKI Takuma**	JPN	30 NOV 1993	**11.43**
5	436	**JONES Nicholas**	USA	23 JAN 1995	**11.14**
6	336	**BELIAKOV Aleksandr**	RUS	08 JUN 1994	**11.49**
7	72	**CABEZAS ROSERO Janer**	COL	04 OCT 1988	**11.53**
8	414	**NOSENKO Mykola**	UKR	16 JAN 1990	**11.37**

SEMIFINAL 3 OF 3

24 JUL 2017 20:09

1	329	**JIYANE Simo-esihle**	RSA	22 OCT 1996	**11.49**
2	317	**JANDA Bartlomiej**	POL	01 FEB 1993	**11.79**
3	332	**AKSENOV Ilia**	RUS	09 DEC 1990	**11.37**
4	424	**VYSHYNSKYI Dmytro**	UKR	18 JUL 1996	**11.30**
5	452	**SUTIL Jose**	VEN	20 FEB 1994	**11.75**
6	385	**WANG Shih-Wei**	TPE	06 OCT 1992	**11.50**
7	122	**RUDDY John**	GBR	18 NOV 1990	**11.45**
8	44	**MA Ruichao**	CHN	30 APR 1994	**11.60**

Qualification: First 2 in each heat (Q) and 2 fastest (q) to Final

Deaflympics Records

10.61	**GASKIN JR** Wendell	1973	USA	COPENHAGEN	20 JUL 1997

Long Jump - Heptathlon - Women

Heptathlon WR	**5062**	**OLENKO Kairit**	2008	EST	IZMIR	25 SEP 2008
Heptathlon DR	**4930**	**KLECHKINA ANASTASIA**	1994	RUS	SOFIA	31 JUL 2013

1	356	**KLECHKINA Anastasia**	RUS	04 AUG 1994	**5.30**	*+1.7*
2	417	**POTAPENKO Kateryna**	UKR	14 APR 1988	**5.15**	*+0.9*
3	126	**BRUTSCHER Nadine**	GER	15 JUL 1994	**5.07**	*+1.8*
4	129	**MERKER Felicitas**	GER	06 MAR 1992	**4.90**	*+1.2*
5	106	**SAEM Cathy**	EST	14 DEC 1993	**4.70**	*+1.9*
6	20	**KRAUTSOVA Liudmila**	BLR	31 MAR 1998	**4.69**	*+1.6*
7	202	**KHIZHNYAKOVA Olga**	KAZ	27 FEB 1994	**4.40**	*+1.7*
8	206	**PUTINTSEVA Yelena**	KAZ	05 JAN 1981	**4.19**	*+1.9*

Starting order	1	2	3	4	5	6	7	8							
	206	129	20	106	126	202	417	356							

Details: Start time:16:33 Temperature:+28°C Humidity:58%
Finish Time:16:02 Temperature:+27°C Humidity:65%

As of 24/07/2017 at 16:09

RANK	BIB	SURNAME & NAME	NOC / DATE OF BIRTH	ORD	- 1 -	- 2 -	- 3 -	- 4 -	- 5 -	- 6 -	RESULT	POINTS	TOTAL
8	206	**PUTINTSEVA Yelena**	KAZ	1	4.08	4.19	4.17				**4.19**	**352**	1946
			05 JAN 1981		*+1.9*	*+1.9*	*+2.2*				***+1.9***		
4	129	**MERKER Felicitas**	GER	2	4.70	4.90	4.90				**4.90**	**532**	3058
			06 MAR 1992		*+1.7*	*+1.7*	*+1.2*				***+1.2***		
6	20	**KRAUTSOVA Liudmila**	BLR	3	4.65	4.69	4.61				**4.69**	**477**	2360
			31 MAR 1998		*+2.9*	*+1.6*	*+2.4*				***+1.6***		
5	106	**SAEM Cathy**	EST	4	4.65	4.59	4.70				**4.70**	**479**	2422
			14 DEC 1993		*+1.8*	*+2.8*	*+1.9*				***+1.9***		
3	126	**BRUTSCHER Nadine**	GER	5	5.04	5.07	4.90				**5.07**	**578**	2427
			15 JUL 1994		*+1.2*	*+1.8*	*+1.9*				***+1.8***		
7	202	**KHIZHNYAKOVA Olga**	KAZ	6	4.29	4.40	4.37				**4.40**	**403**	1488
			27 FEB 1994		*+1.6*	*+1.7*	*+1.6*				***+1.7***		
2	417	**POTAPENKO Kateryna**	UKR	7	4.91	5.02	5.15				**5.15**	**601**	3097
			14 APR 1988		*+2.7*	*+1.8*	*+0.9*				***+0.9***		
1	356	**KLECHKINA Anastasia**	RUS	8	5.28	5.19	5.30				**5.30**	**643**	3556
			04 AUG 1994		*+1.7*	*+1.5*	*+1.7*				***+1.7***		

Legend

DQ = Disqualified
DNF = Did Not Finish
- = Did Not Attempt
ORD = Order
DNS = Did Not Start
NM = No Result
X = Failed

Pole Vault - Men - Final

WR	**5.06**	**SOUTHERN Patrick**	1982	USA	LINCOLN	15 APR 2006
DR	**4.80**	**SOUTHERN Patrick**	1982	USA	TAIPEI	08 SEP 2009

RANK	BIB	SURNAME & NAME	NOC	DATE OF BIRTH	RESULT	
1	344	**FILLIPOV Kirill**	RUS	29 AUG 1987	**4.81**	DR
2	359	**KOCHKAROV Dmitriy**	RUS	16 APR 1991	**4.60**	
3	381	**CHEN Chung-Yu**	TPE	28 MAR 1993	**4.60**	
4	193	**TAKEHANA Kotaro**	JPN	02 OCT 1986	**4.50**	

NOT RANKED

22	**MAISTRENKA Aliaksandr**	BLR		**NM**
205	**NABOKOV Andrey**	KAZ	1988	**NM**
355	**KHILENKO Konstantin**	RUS	1995	**NM**

Details: Start time:16:00 Temperature:+28°C Humidity:58%
Finish Time:17:30 Temperature:+27°C Humidity:58%

As of 24/07/2017 at 17:42

RANK	BIB	SURNAME & NAME	NOC	DATE OF BIRTH	ORD	3.10	3.20	3.30	3.40	3.50	3.60	3.70	3.80	3.90	4.00	RESULT	
						4.10	4.20	4.30	4.40	4.50	4.55	4.60	4.65	4.70	4.81		
						5.00											
1	344	**FILLIPOV Kirill**	RUS	29 AUG 1987	1	-	-	-	-	-	-	-	-	-	-	**4.81**	DR
						-	-	O	-	O	-	-	-	O	XO		
						XXX											
3	381	**CHEN Chung-Yu**	TPE	28 MAR 1993	2	-	-	-	-	-	-	-	-	-	-	**4.60**	
						-	-	-	XXO	O	XX-	O	-	XXX			
2	359	**KOCHKAROV Dmitriy**	RUS	16 APR 1991	3	-	-	-	-	-	-	-	-	-	-	**4.60**	
						-	-	-	O	-	-	O	-	XXX			
4	193	**TAKEHANA Kotaro**	JPN	02 OCT 1986	4	-	-	-	-	-	-	-	-	-	-	**4.50**	
						-	-	O	XXO	XXO	-	XXX					
	205	**NABOKOV Andrey**	KAZ	05 JAN 1988	5	XXX										**NM**	
	22	**MAISTRENKA Aliaksandr**	BLR	27 APR 2000	6	XXX										**NM**	
	355	**KHILENKO Konstantin**	RUS	26 AUG 1995	7	-	-	-	-	-	-	-	-	-	XXX	**NM**	

Legend	
DQ = Disqualified	**DNS** = Did Not Start
DNF = Did Not Finish	**NM** = No Result
X = Failed	**O** = Cleared
- = Did Not Attempt	**ORD** = Order

RESULTS



400 m Hurdles - Women - Final

WR	**1:01.62**	**MANNINEN Emilija**	1981	EST	SOFIA	01 AUG 2013
DR	**1:01.62**	**MANNINEN Emilija**	1981	EST	SOFIA	01 AUG 2013

RANK	BIB	SURNAME & NAME	NOC	DATE OF BIRTH	LANE	R.T.	TIME	
1	354	**KHALADZHAN Asya**	RUS	12 JUN 1992	6	0.481	**1:00.22**	WR
2	408	**KOCHMARYK Viktoriia**	UKR	23 AUG 1989	4	0.603	**1:00.93**	
3	445	**VANDERMEULEN Janna**	USA	08 MAY 1990	5	0.217	**1:01.35**	
4	419	**SHAPOVAL Yuliia**	UKR	28 APR 1988	2	0.239	**1:02.20**	
5	174	**KOMATSU Ayaka**	JPN	25 JAN 1993	1	0.389	**1:03.67**	
6	340	**CHERNYSHEVA Victoria**	RUS	04 JUL 1998	3	0.442	**1:04.20**	
7	38	**GUO Yanlan**	CHN	05 AUG 1995	7		**1:04.96**	
8	368	**SENINA Alevtina**	RUS	28 MAY 1989	8		**1:04.98**	

Details: Start time:17:03 Temperature:+27°C Humidity:69%



As of 24/07/2017 at 17:09

Legend	
DQ = Disqualified	**DNS** = Did Not Start
DNF = Did Not Finish	**Fn** = False Start
R.T. = Reaction	

RESULTS



400 m Hurdles - Men - Final

WR	**49.10** M**SKOMOROKHOV Vyacheslav**	1940	URS	MEXICO CITY		15 OCT 1968
DR	**51.40** M**SKOMOROKHOV Vyacheslav**	1940	URS	BELGRADE		11 AUG 1969

FINAL

RANK	BIB	SURNAME & NAME	NOC	DATE OF BIRTH	LANE	R.T.	TIME
1	372	**TYSHENKO Alan**	RUS	16 MAR 1989	3	0.551	**52.83**
2	348	**GREBENSHCHIKOV Konstanti**	RUS	02 JAN 1990	5	0.258	**52.90**
3	437	**KOSS Taylor**	USA	10 AUG 1993	8	0.265	**53.75**
4	410	**KULYK Mykola**	UKR	24 MAY 1981	4	0.309	**53.96**
5	409	**KOMPANIIETS Serhii**	UKR	17 MAY 1996	7	0.288	**54.58**
6	48	**WANG Yingzhe**	CHN	14 MAY 1992	6	0.274	**56.03**
7	55	**ZHU Jiazhou**	CHN	05 JUN 1992	2	0.256	**56.35**
8	191	**TAKADA Yuji**	JPN	03 NOV 1984	1	0.200	**59.68**

Details: Start time:17:22 Temperature:+27°C Humidity:69%

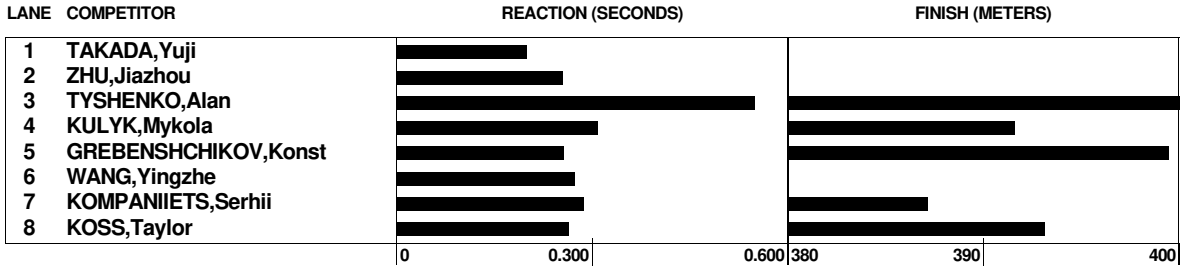

As of 24/07/2017 at 17:25

Legend	
DQ = Disqualified	**DNS** = Did Not Start
DNF = Did Not Finish	**Fn** = False Start
R.T. = Reaction	

RESULTS

RANK	BIB	SURNAME & NAME	NOC	DATE OF BIRTH	ORD	TIME

1500 m - Women - Final

WR	**4:25.25**	**WINDBRAKE Rita**	1945	FRG	GELSENKIRCHE	18 JUL 1981
DR	**4:30.46**	**EROFEEVA Nelli**	1983	RUS	TAIPEI	9/009

1	370	**SOLODOVA Diana**	RUS	26 MAY 1997	9	**4:31.58**
2	19	**KOZICH Halina**	BLR	26 MAY 1990	5	**4:33.08**
3	421	**SYDORENKO Anastasiia**	UKR	07 JUL 1994	7	**4:34.03**
4	112	**MEZGEBU Asfaw**	ETH	24 JUN 1994	8	**4:39.04**
5	342	**EROFEEVA Nelli**	RUS	02 MAR 1983	4	**4:40.51**
6	113	**KARLSSON Lycke**	FIN	29 MAY 1998	3	**4:49.18**
7	181	**OKADA Mio**	JPN	12 AUG 1997	6	**4:50.25**
8	101	**RIOS CAMPOY Maite**	ESP	05 DEC 1986	2	**4:50.36**
9	149	**MIHALY Reka**	HUN	30 JAN 1996	10	**4:58.26**
10	233	**WAKONYO Hannah**	KEN	04 JUL 1996	1	**5:09.67**

NOT RANKED

	297	**BITRUS Mwanret**	NGR	25 APR 1996	11	**DNS**

Intermediate point leaders (Bib and Time):

400 m :	19	1:13.23	**800 m :**	370	2:27.56	**1200 m :**	370	3:38.42

Details: Start time:17:51 Temperature:+27°C Humidity:69%

As of 24/07/2017 at 17:59

Legend	
DQ = Disqualified	**DNS** = Did Not Start
DNF = Did Not Finish	* = Caution
ORD = Order	

GENÇLİK VE SPOR BAKANLIĞI
TÜRKİYE MİLLİ OLİMPİYAT KOMİTESİ
T.C. SAMSUN VALİLİĞİ
SAMSUN BÜYÜKŞEHİR BELEDİYESİ
ONDOKUZ MAYIS ÜNİVERSİTESİ
KRONOS
DEAFLYMPICS



Javelin Thr. - Heptathlon - Women

Heptathlon WR	**5062**	**OLENKO Kairit**	2008	EST	IZMIR	25 SEP 2008
Heptathlon DR	**4930**	**KLECHKINA ANASTASIA**	1994	RUS	SOFIA	31 JUL 2013

1	356	**KLECHKINA Anastasia**	RUS	04 AUG 1994	**36.76**
2	126	**BRUTSCHER Nadine**	GER	15 JUL 1994	**34.76**
3	20	**KRAUTSOVA Liudmila**	BLR	31 MAR 1998	**30.08**
4	106	**SAEM Cathy**	EST	14 DEC 1993	**30.05**
5	206	**PUTINTSEVA Yelena**	KAZ	05 JAN 1981	**26.39**
6	129	**MERKER Felicitas**	GER	06 MAR 1992	**24.88**
7	417	**POTAPENKO Kateryna**	UKR	14 APR 1988	**24.52**
8	202	**KHIZHNYAKOVA Olga**	KAZ	27 FEB 1994	**22.72**

Starting order	1	2	3	4	5	6	7	8							
	356	129	106	206	126	20	417	202							

Details: Start time:18:00 Temperature:+27°C Humidity:69%
Finish Time:18:23 Temperature:+27°C Humidity:69%

As of 24/07/2017 at 18:24

RANK	BIB	SURNAME & NAME	NOC DATE OF BIRTH	ORD	- 1 -	- 2 -	- 3 -	- 4 -	- 5 -	- 6 -	RESULT	POINTS	TOTAL
1	356	**KLECHKINA Anastasia**	RUS 04 AUG 1994	1	36.25	35.19	36.76				**36.76**	**605**	4161
6	129	**MERKER Felicitas**	GER 06 MAR 1992	2	X	24.88	23.96				**24.88**	**380**	3438
4	106	**SAEM Cathy**	EST 14 DEC 1993	3	28.35	30.05	X				**30.05**	**478**	2900
5	206	**PUTINTSEVA Yelena**	KAZ 05 JAN 1981	4	20.55	26.03	26.39				**26.39**	**408**	2354
2	126	**BRUTSCHER Nadine**	GER 15 JUL 1994	5	30.47	34.76	33.26				**34.76**	**567**	2994
3	20	**KRAUTSOVA Liudmila**	BLR 31 MAR 1998	6	30.08	X	X				**30.08**	**478**	2838
7	417	**POTAPENKO Kateryna**	UKR 14 APR 1988	7	24.52	23.49	21.96				**24.52**	**373**	3470
8	202	**KHIZHNYAKOVA Olga**	KAZ 27 FEB 1994	8	21.83	19.68	22.72				**22.72**	**340**	1828

Legend

DQ = Disqualified
DNF = Did Not Finish
- = Did Not Attempt
ORD = Order
DNS = Did Not Start
NM = No Result
X = Failed

RESULTS

RANK	BIB	SURNAME & NAME	NOC	DATE OF BIRTH	ORD	TIME

1500 m - Men - Final

WR	**3:48.69**	**MENJO Baxtone**	1989	KEN	TORONTO	17 JUL 2012
DR	**3:50.81**	**KHOTYANOVICH Alexandr**	1962	URS	CHRISTCHURCH	15 JAN 1989

FINAL

1	216	**KOECH John**	KEN	29 AUG 1986	10	**3:48.95**	DR
2	13	**CHARNIAK Aliaksandr**	BLR	23 NOV 1990	8	**3:49.70**	
3	210	**CHERONO Symon**	KEN	24 JUL 1987	11	**3:49.94**	
4	109	**GEBREMARIAM Girmay**	ETH	27 MAY 1998	3	**3:54.31**	
5	125	**BLEY Alexander**	GER	24 DEC 1990	1	**3:54.69**	
6	100	**MARTINEZ MORGA Jaime**	ESP	23 JAN 1995	6	**3:55.19**	
7	176	**MORIMITSU Yuya**	JPN	21 JUL 1995	2	**3:55.85**	
8	334	**ANDREEV Andrey**	RUS	06 OCT 1986	7	**3:56.11**	
9	290	**VAN HOUWELINGEN Ralph**	NED	26 JUL 1994	5	**3:57.48**	
10	323	**NOWAK Rafal**	POL	26 APR 1975	9	**4:01.56**	
11	229	**OMARI Peter**	KEN	21 DEC 1991	12	**4:02.58**	
12	326	**WOJCIECHOWSKI Michal**	POL	02 OCT 1988	4	**4:06.35**	

Intermediate point leaders (Bib and Time):

400 m :	210	57.64	**800 m :**	216	1:59.86	**1200 m :**	210	3:04.56

Details: Start time:18:11 Temperature:+27°C Humidity:69%

As of 24/07/2017 at 18:18

Legend	
DQ = Disqualified	**DNS** = Did Not Start
DNF = Did Not Finish	* = Caution
ORD = Order	

RANK BIB SURNAME & NAME NOC ORD - 1 - - 2 - - 3 - - 4 - - 5 - - 6 - RESULT
DATE OF BIRTH



Shot Put - Men - Final

WR	**16.94**	**HENRIKSSON Bo-Goran**	1947	SWE	LIDINGO		291973
DR	**16.88**	**KALMYKOV Dmitry**	1992	RUS	SOFIA		02 AUG 2013

FINAL

1	350	**KALMYKOV Dmitry**	28 FEB 1992	RUS	2	X	15.93	15.95	16.32	16.04	16.70	**16.70**
2	265	**IVASKEVICIUS Vytenis**	09 JUL 1992	LTU	8	16.50	16.61	16.67	X	X	X	**16.67**
3	266	**JURKSA Mindaugas**	14 OCT 1992	LTU	11	15.56	16.34	16.33	16.56	16.61	16.52	**16.61**
4	353	**KHAKIMOV Denis**	15 MAR 1993	RUS	3	16.16	16.25	X	X	15.70	X	**16.25**
5	446	**WEIS Alex**	15 AUG 1994	USA	5	15.75	X	X	X	X	X	**15.75**
6	161	**SAFFARI ASHTIANI Erfan**	25 JUL 1985	IRI	4	13.97	14.90	15.27	X	15.07	14.76	**15.27**
7	46	**SHEN Haijun**	23 JUL 1987	CHN	7	13.24	14.12	14.34	14.57	14.82	X	**14.82**
8	396	**KILIC Mahmut**	13 MAY 1983	TUR	6	X	14.01	14.28	14.51	14.33	14.80	**14.80**
9	392	**CALHAN Serhan**	24 APR 1994	TUR	12	14.19	X	X				**14.19**
10	83	**PEREZ PEREZ Hector**	17 SEP 1988	CUB	1	14.11	X	13.89				**14.11**
11	435	**HOCKMAN Jacob**	15 MAR 1994	USA	9	13.34	13.98	13.51				**13.98**
12	76	**MURILLO Pedro**	22 SEP 1986	COL	10	12.94	13.92	X				**13.92**

Starting order	1	2	3	4	5	6	7	8	9	10	11	12			
Initial	83	350	353	161	446	396	46	265	435	76	266	392			
4th and 5th and 6th at.	396	46	161	446	350	353	266	265							

Details: Start time:18:25 Temperature:+27°C Humidity:66%
Finish Time:19:32 Temperature:+26°C Humidity:67%

As of 24/07/2017 at 19:34

Legend	
DQ = Disqualified	**DNS** = Did Not Start
DNF = Did Not Finish	**NM** = No Result
- = Did Not Attempt	**X** = Failed
ORD = Order	

GENÇLİK VE SPOR BAKANLIĞI
TÜRKİYE MİLLİ OLİMPİYAT KOMİTESİ
T.C. SAMSUN VALİLİĞİ
SAMSUN BÜYÜKŞEHİR BELEDİYESİ
ONDOKUZ MAYIS ÜNİVERSİTESİ
KRONOS
DEAFLYMPICS

RESULTS



10000 m - Women - Final

WR	**33:22.70**	**VERNON Melinda**	1985	AUS	MELBOURNE	10 DEC 2009
DR	**35:14.07**	**VERNON Melinda**	1985	AUS	TAIPEI	7/009

RANK	BIB	SURNAME & NAME	NOC	DATE OF BIRTH	ORD	TIME
1	51	**YANG Chunhua**	CHN	29 JUN 1990	3	**37:31.66**
2	123	**ALDER-BAERENS Nele**	GER	01 APR 1978	2	**37:31.81**
3	346	**GAYNETDINOVA Daria**	RUS	11 JUL 1985	6	**38:28.91**
4	217	**KWAMESA Juster**	KEN	24 APR 1997	7	**40:13.43**
5	101	**RIOS CAMPOY Maite**	ESP	05 DEC 1986	5	**41:17.54**

NOT RANKED

322	**NOWAK Monika**	POL	02 NOV 1981	4	**DNF**	
373	**YAKUBOVSKAYA Olga**	RUS	06 AUG 1981	8	**DNF**	
401	**BAIRAMOVA Yuliia**	UKR	13 JAN 1986	1	**DNF**	

Intermediate point leaders (Bib and Time):

1000 m :	217	3:43.54	**2000 m :**	217	7:20.93	**3000 m :**	217	15:00.91
4000 m :	346	15:00.98	**5000 m :**	346	18:52.22	**6000 m :**	73	22:38.85
7000 m :	51	26:22.41	**8000 m :**	73	30:11.35	**9000 m :**	123	34:00.68

Details: Start time:18:31 Temperature:+28°C Humidity:69%

As of 24/07/2017 at 19:14

Legend	
DQ = Disqualified	**DNS** = Did Not Start
DNF = Did Not Finish	* = Caution
ORD = Order	



RANK BIB SURNAME & NAME NOC ORD - 1 - - 2 - - 3 - - 4 - - 5 - - 6 - RESULT
DATE OF BIRTH



Javelin Throw - Men - First Round

WR	**73.47**	**GARCIA ABREU Jesus**	1981	VEN	TAIPEI	13 SEP 2009
DR	**73.47**	**GARCIA ABREU Jesus**		VEN	TAIPEI	13 SEP 2009

QUALIFICAZIONE

1	450	**GARCIA ABREU Jesus**	23 SEP 1981	VEN	9	68.02	66.14	-	**68.02**	Q
2	378	**THOR Theodor**	07 OCT 1993	SWE	4	63.69	-	-	**63.69**	Q
3	49	**XIN Shun**	08 APR 1992	CHN	3	60.89	-	-	**60.89**	Q
4	185	**SATO Kenta**	30 AUG 1989	JPN	17	60.03			**60.03**	Q
5	371	**TSYBIZOV Kirill**	04 JUL 1986	RUS	12	59.70	-	-	**59.70**	q
6	170	**MASETTI Matteo**	06 SEP 1996	ITA	11	56.55	59.29	-	**59.29**	q
7	187	**SATO Masamitsu**	20 JAN 1981	JPN	7	X	55.10	58.14	**58.14**	q
8	324	**ROZUMCZYK Tomasz**	07 JUN 1989	POL	8	58.10			**58.10**	q
9	81	**GONZALEZ ALFONSO Yoandi**	20 APR 1989	CUB	14	X	56.62	56.22	**56.62**	q
10	387	**AKBULUT Alperen**	20 JUL 1995	TUR	15	46.04	52.91	54.78	**54.78**	q
11	214	**KIPTARUS Ben**	04 SEP 1997	KEN	18	52.36	X	46.65	**52.36**	q
12	153	**KUMAR Ramesh**	08 AUG 1997	IND	13	49.46	50.50	50.75	**50.75**	q
13	94	**CANO GARCIA Salvador**	05 MAY 1987	ESP	6	44.74	47.63	44.61	**47.63**	
14	228	**OKOTH Stephen**	19 JUL 1992	KEN	10	X	46.29	43.28	**46.29**	
15	154	**KUMAR Sandeep**	10 NOV 1990	IND	1	41.21	41.66	42.69	**42.69**	

NOT RANKED

	85	**NOSEK Jakub**	30 OCT 1989	CZE	2	X	X	-	**NM**	
	65	**KOUNG Mpele**	23 DEC 1974	CMR	16				**DNS**	
	251	**ALSHEMERI Nawaf**	18 OCT 1988	KUW	5				**DNS**	

Qualification: 60.00 m (Q) or first 12 (q) to Final

Legend

DQ = Disqualified	**DNS** = Did Not Start
DNF = Did Not Finish	**NM** = No Result
- = Did Not Attempt	**X** = Failed
ORD = Order	

GENÇLİK VE SPOR BAKANLIĞI
TÜRKİYE MİLLİ OLİMPİYAT KOMİTESİ
T.C. SAMSUN VALİLİĞİ
SAMSUN BÜYÜKŞEHİR BELEDİYESİ
ONDOKUZ MAYIS ÜNİVERSİTESİ
KRONOS
DEAFLYMPICS

Starting order	1 16	2 17	3 18	4	5	6	7	8	9	10	11	12	13	14	15
	154 65	85 185	49 214	378	251	94	187	324	450	228	170	371	153	81	387

Details: Start time:19:30 Temperature:+25°C Humidity:74%
Finish Time:20:08 Temperature:+24°C Humidity:75%

As of 24/07/2017 at 20:10

Legend	
DQ = Disqualified	**DNS** = Did Not Start
DNF = Did Not Finish	**NM** = No Result
- = Did Not Attempt	**X** = Failed
ORD = Order	

100 m - Women - Semifinal

WR	**11.71**	**GIRAT RIVERO Suslaidy**	1987	CUB	SOFIA	312013
DR	**11.71**	**GIRAT RIVERO Suslaidy**	1987	CUB	SOFIA	31 JUL 2013

SEMIFINAL 1 OF 3

(Wind: 0.0 m/s)

RANK	BIB	SURNAME & NAME	NOC	DATE OF BIRTH	LANE	R.T.	TIME
1	80	**GIRAT RIVERO Suslaidy**	CUB	19 AUG 1987	4	0.212	**12.21** Q
2	357	**KLIMOVA Oxana**	RUS	12 JUN 1990	3	0.280	**12.57** Q
3	289	**DEN EXTER Elaine**	NED	23 MAR 1997	6	0.241	**12.63** q
4	24	**SADAVAYA Darya**	BLR	31 MAR 1997	8	0.240	**12.91**
5	121	**OUNSLEY Jodie**	GBR	17 JAN 2001	2	0.218	**13.03**
6	131	**SCHNEID Georgina**	GER	09 OCT 1990	1	0.192	**13.08**
7	116	**OMAR Makasidy**	FRA	18 OCT 1991	7	0.270	**13.35**
8	32	**CAO Yiqi**	CHN	16 JAN 1993	5	0.275	**13.72**

Qualification: First 2 in each heat (Q) and 2 fastest (q) to Final

Details: Start time:19:40 Temperature:+26°C Humidity:73%

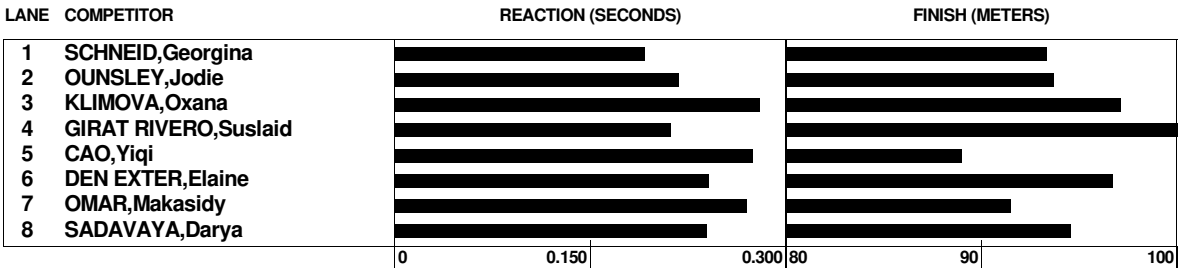

As of 24/07/2017 at 19:41

SEMIFINAL 2 OF 3

(Wind: +0.3 m/s)

RANK	BIB	SURNAME & NAME	NOC	DATE OF BIRTH	LANE	R.T.	TIME
1	174	**KOMATSU Ayaka**	JPN	25 JAN 1993	4	0.244	**12.55** Q
2	349	**GRISHINA Marina**	RUS	24 OCT 1988	6	0.281	**12.59** Q
3	27	**ZHURBENKOVA Katsiaryna**	BLR	05 MAY 1998	3	0.262	**12.77**
4	386	**AKAY Aysun**	TUR	30 OCT 1994	7	0.424	**12.79**
5	445	**VANDERMEULEN Janna**	USA	08 MAY 1990	5	0.282	**13.19**
6	441	**SCOTT Jaida**	USA	06 APR 2000	8	0.358	**13.21**
7	237	**WAMIRA Rael**	KEN	16 JUN 1997	1	0.273	**13.52**
8	105	**OZERSKA Melisa**	EST	02 NOV 1998	2	0.317	**13.73**

Qualification: First 2 in each heat (Q) and 2 fastest (q) to Final

Details: Start time:19:47 Temperature:+26°C Humidity:73%

Legend

DQ = Disqualified
DNF = Did Not Finish
R.T. = Reaction
DNS = Did Not Start
Fn = False Start

RANK	BIB	SURNAME & NAME	NOC	DATE OF BIRTH	LANE	R.T.	TIME

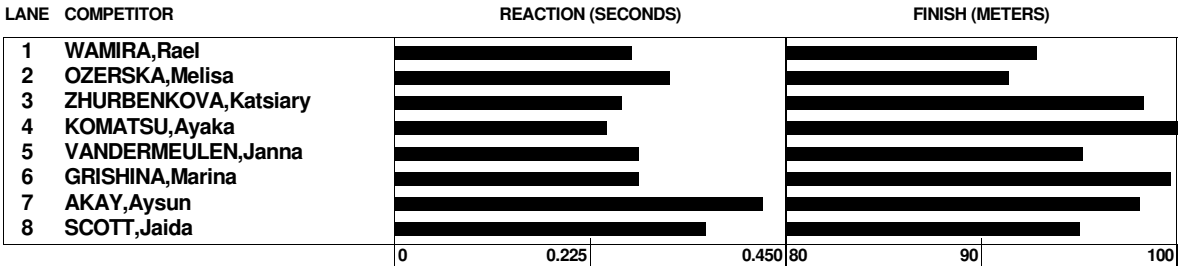

As of 24/07/2017 at 19:49

SEMIFINAL 3 OF 3

(Wind: 0.0 m/s)

1	11	**STAPPERS Flore**	BEL	09 MAY 1995	6	0.263	**12.59**	Q
2	235	**WAMIRA Beryl**	KEN	20 JUN 1995	4	0.219	**12.59**	Q
3	12	**CHABATAROVA Tatsiana**	BLR	17 FEB 1984	5	0.234	**12.65**	q
4	345	**FILUSHKINA Alena**	RUS	05 DEC 1996	8	0.242	**12.69**	
5	433	**HAGEMAN Makenzie**	USA	17 AUG 1993	3	0.287	**12.97**	
6	41	**JIANG Xiaolan**	CHN	31 MAR 1991	7	0.230	**13.04**	
7	119	**LOSALA Asnath**	GBR	24 AUG 1994	2	0.300	**13.38**	
8	73	**CHAPARRO Kimberly**	COL	17 NOV 1995	1	0.304	**13.78**	

Qualification: First 2 in each heat (Q) and 2 fastest (q) to Final

Details: Start time:19:53 Temperature:+26°C Humidity:73%

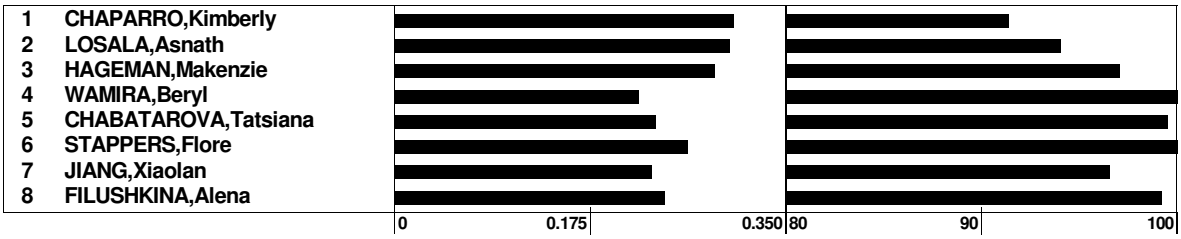

As of 24/07/2017 at 19:55

Legend	
DQ = Disqualified	**DNS** = Did Not Start
DNF = Did Not Finish	**Fn** = False Start
R.T. = Reaction	

SUMMARY



100 m - Women - Semifinal

WR	**11.71**	**GIRAT RIVERO Suslaidy**	1987	CUB	SOFIA	312013
DR	**11.71**	**GIRAT RIVERO Suslaidy**	1987	CUB	SOFIA	31 JUL 2013

RANK	BIB	SURNAME & NAME	NOC	DATE OF BIRTH	HEAT	LANE	RANK	WIND	TIME	
1	80	**GIRAT RIVERO Suslaidy**	CUB	19 AUG 1987	1	4	1	0.0	**12.21**	Q
2	174	**KOMATSU Ayaka**	JPN	25 JAN 1993	2	4	1	+0.3	**12.55**	Q
3	357	**KLIMOVA Oxana**	RUS	12 JUN 1990	1	3	2	0.0	**12.57**	Q
4	11	**STAPPERS Flore**	BEL	09 MAY 1995	3	6	1	0.0	**12.59**	Q
5	349	**GRISHINA Marina**	RUS	24 OCT 1988	2	6	2	+0.3	**12.59**	Q
6	235	**WAMIRA Beryl**	KEN	20 JUN 1995	3	4	2	0.0	**12.59**	Q
7	289	**DEN EXTER Elaine**	NED	23 MAR 1997	1	6	3	0.0	**12.63**	q
8	12	**CHABATAROVA Tatsiana**	BLR	17 FEB 1984	3	5	3	0.0	**12.65**	q
9	345	**FILUSHKINA Alena**	RUS	05 DEC 1996	3	8	4	0.0	**12.69**	
10	27	**ZHURBENKOVA Katsiaryna**	BLR	05 MAY 1998	2	3	3	+0.3	**12.77**	
11	386	**AKAY Aysun**	TUR	30 OCT 1994	2	7	4	+0.3	**12.79**	
12	24	**SADAVAYA Darya**	BLR	31 MAR 1997	1	8	4	0.0	**12.91**	
13	433	**HAGEMAN Makenzie**	USA	17 AUG 1993	3	3	5	0.0	**12.97**	
14	121	**OUNSLEY Jodie**	GBR	17 JAN 2001	1	2	5	0.0	**13.03**	
15	41	**JIANG Xiaolan**	CHN	31 MAR 1991	3	7	6	0.0	**13.04**	
16	131	**SCHNEID Georgina**	GER	09 OCT 1990	1	1	6	0.0	**13.08**	
17	445	**VANDERMEULEN Janna**	USA	08 MAY 1990	2	5	5	+0.3	**13.19**	
18	441	**SCOTT Jaida**	USA	06 APR 2000	2	8	6	+0.3	**13.21**	
19	116	**OMAR Makasidy**	FRA	18 OCT 1991	1	7	7	0.0	**13.35**	
20	119	**LOSALA Asnath**	GBR	24 AUG 1994	3	2	7	0.0	**13.38**	
21	237	**WAMIRA Rael**	KEN	16 JUN 1997	2	1	7	+0.3	**13.52**	
22	32	**CAO Yiqi**	CHN	16 JAN 1993	1	5	8	0.0	**13.72**	
23	105	**OZERSKA Melisa**	EST	02 NOV 1998	2	2	8	+0.3	**13.73**	
24	73	**CHAPARRO Kimberly**	COL	17 NOV 1995	3	1	8	0.0	**13.78**	

Qualification: First 2 in each heat (Q) and 2 fastest (q) to Final

Legend	
DQ = Disqualified	**DNS** = Did Not Start
DNF = Did Not Finish	**Fn** = False Start
R.T. = Reaction	

GENÇLİK VE SPOR BAKANLIĞI
TÜRKİYE MİLLİ OLİMPİYAT KOMİTESİ
SAMSUN VALİLİĞİ
SAMSUN BÜYÜKŞEHİR BELEDİYESİ
ONDOKUZ MAYIS ÜNİVERSİTESİ
KRONOS
DEAFLYMPICS

RESULTS

100 m - Men - Semifinal

WR	**10.21**	**GASKIN JR Wendell**	1996	USA	SAN JOSE	01 JUN 1996
DR	**10.61**	**GASKIN JR Wendell**	1973	USA	COPENHAGEN	20 JUL 1997

SEMIFINAL 1 OF 3

(Wind: +0.3 m/s)

RANK	BIB	SURNAME & NAME	NOC	DATE OF BIRTH	LANE	R.T.	TIME
1	164	**YADEGARI Hashem**	IRI	26 MAY 1992	3	0.195	**10.96** Q
2	375	**LENOIR Kim**	SUI	17 JAN 1996	7	0.169	**11.12** Q
3	236	**WAMIRA David**	KEN	10 APR 1987	4	0.224	**11.17**
4	437	**KOSS Taylor**	USA	10 AUG 1993	5	0.259	**11.27**
5	82	**LARRUDET GIL Erly**	CUB	08 AUG 1985	8	0.370	**11.27**
6	415	**PENDRAK Maksym**	UKR	01 NOV 1990	6	0.168	**11.30**
7	276	**MOHD REFIN Muhammad**	MAS	27 JAN 1996	2	0.202	**11.71**
8	158	**RAMACHANDRAN Yadukrishna**	IND	30 DEC 1995	1	0.188	**11.91**

Qualification: First 2 in each heat (Q) and 2 fastest (q) to Final

Details: Start time:20:13 Temperature:+26°C Humidity:73%

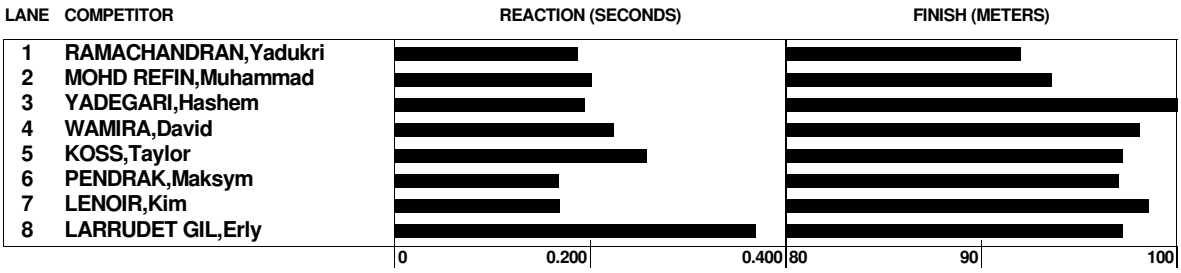

As of 24/07/2017 at 20:15

SEMIFINAL 2 OF 3

(Wind: +0.9 m/s)

RANK	BIB	SURNAME & NAME	NOC	DATE OF BIRTH	LANE	R.T.	TIME
1	436	**JONES Nicholas**	USA	23 JAN 1995	5	0.185	**10.95** Q
2	336	**BELIAKOV Aleksandr**	RUS	08 JUN 1994	6	0.218	**10.96** Q
3	42	**LI Bin**	CHN	11 JUL 1990	3	0.274	**10.96** q
4	184	**SASAKI Takuma**	JPN	30 NOV 1993	4	0.214	**11.13** q
5	325	**STEMPURSKI Daniel**	POL	18 JAN 1997	1	0.177	**11.24**
6	21	**LAHADZIUK Artsiom**	BLR	11 OCT 1994	2	0.189	**11.35**
7	72	**CABEZAS ROSERO Janer**	COL	04 OCT 1988	7	0.193	**11.36**
8	414	**NOSENKO Mykola**	UKR	16 JAN 1990	8	0.230	**15.45**

Qualification: First 2 in each heat (Q) and 2 fastest (q) to Final

Details: Start time:20:22 Temperature:+26°C Humidity:73%

Legend	
DQ = Disqualified	**DNS** = Did Not Start
DNF = Did Not Finish	**Fn** = False Start
R.T. = Reaction	

RANK	BIB	SURNAME & NAME	NOC	DATE OF BIRTH	LANE	R.T.	TIME

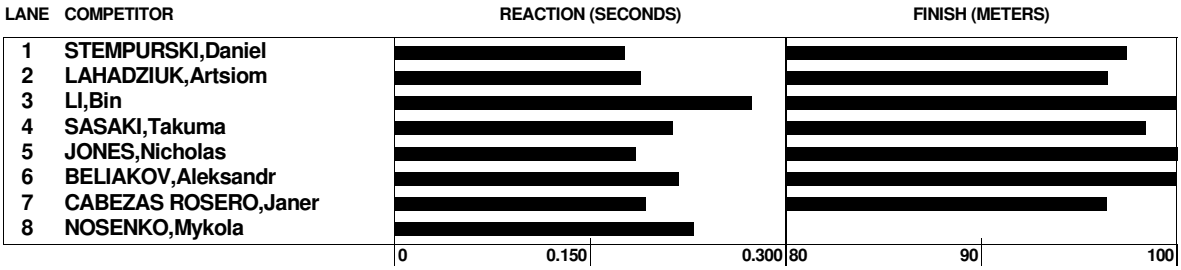

As of 24/07/2017 at 20:24

SEMIFINAL 3 OF 3

(Wind: -0.2 m/s)

1	424	**VYSHYNSKYI Dmytro**	UKR	18 JUL 1996	4	0.222	**10.96**	Q
2	44	**MA Ruichao**	CHN	30 APR 1994	8	0.165	**11.01**	Q
3	385	**WANG Shih-Wei**	TPE	06 OCT 1992	6	0.199	**11.28**	
4	122	**RUDDY John**	GBR	18 NOV 1990	7	0.238	**11.34**	
5	329	**JIYANE Simo-esihle**	RSA	22 OCT 1996	1	0.188	**11.36**	
6	332	**AKSENOV Ilia**	RUS	09 DEC 1990	3	0.215	**11.38**	
7	317	**JANDA Bartlomiej**	POL	01 FEB 1993	2	0.196	**11.39**	
8	452	**SUTIL Jose**	VEN	20 FEB 1994	5	0.258	**11.57**	

Qualification: First 2 in each heat (Q) and 2 fastest (q) to Final

Details: Start time:20:28 Temperature:+24°C Humidity:78%

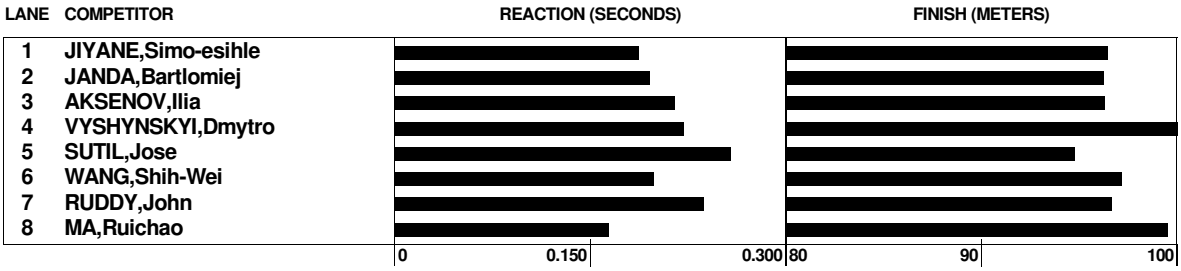

As of 24/07/2017 at 20:30

Legend	
DQ = Disqualified	**DNS** = Did Not Start
DNF = Did Not Finish	**Fn** = False Start
R.T. = Reaction	

SUMMARY

100 m - Men - Semifinal

WR		**10.21**	**GASKIN JR Wendell**		1996	USA	SAN JOSE				01 JUN 1996
DR		**10.61**	**GASKIN JR Wendell**		1973	USA	COPENHAGEN				20 JUL 1997

RANK	BIB	SURNAME & NAME	NOC	DATE OF BIRTH	HEAT	LANE	RANK	WIND	TIME	
1	436	**JONES Nicholas**	USA	23 JAN 1995	2	5	1	+0.9	**10.95**	Q
2	336	**BELIAKOV Aleksandr**	RUS	08 JUN 1994	2	6	2	+0.9	**10.96**	Q
3	42	**LI Bin**	CHN	11 JUL 1990	2	3	3	+0.9	**10.96**	q
4	424	**VYSHYNSKYI Dmytro**	UKR	18 JUL 1996	3	4	1	-0.2	**10.96**	Q
5	164	**YADEGARI Hashem**	IRI	26 MAY 1992	1	3	1	+0.3	**10.96**	Q
6	44	**MA Ruichao**	CHN	30 APR 1994	3	8	2	-0.2	**11.01**	Q
7	375	**LENOIR Kim**	SUI	17 JAN 1996	1	7	2	+0.3	**11.12**	Q
8	184	**SASAKI Takuma**	JPN	30 NOV 1993	2	4	4	+0.9	**11.13**	q
9	236	**WAMIRA David**	KEN	10 APR 1987	1	4	3	+0.3	**11.17**	
10	325	**STEMPURSKI Daniel**	POL	18 JAN 1997	2	1	5	+0.9	**11.24**	
11	437	**KOSS Taylor**	USA	10 AUG 1993	1	5	4	+0.3	**11.27**	
12	82	**LARRUDET GIL Erly**	CUB	08 AUG 1985	1	8	5	+0.3	**11.27**	
13	385	**WANG Shih-Wei**	TPE	06 OCT 1992	3	6	3	-0.2	**11.28**	
14	415	**PENDRAK Maksym**	UKR	01 NOV 1990	1	6	6	+0.3	**11.30**	
15	122	**RUDDY John**	GBR	18 NOV 1990	3	7	4	-0.2	**11.34**	
16	21	**LAHADZIUK Artsiom**	BLR	11 OCT 1994	2	2	6	+0.9	**11.35**	
17	329	**JIYANE Simo-esihle**	RSA	22 OCT 1996	3	1	5	-0.2	**11.36**	
18	72	**CABEZAS ROSERO Janer**	COL	04 OCT 1988	2	7	7	+0.9	**11.36**	
19	332	**AKSENOV Ilia**	RUS	09 DEC 1990	3	3	6	-0.2	**11.38**	
20	317	**JANDA Bartlomiej**	POL	01 FEB 1993	3	2	7	-0.2	**11.39**	
21	452	**SUTIL Jose**	VEN	20 FEB 1994	3	5	8	-0.2	**11.57**	
22	276	**MOHD REFIN Muhammad**	MAS	27 JAN 1996	1	2	7	+0.3	**11.71**	
23	158	**RAMACHANDRAN Yadukrishna**	IND	30 DEC 1995	1	1	8	+0.3	**11.91**	
24	414	**NOSENKO Mykola**	UKR	16 JAN 1990	2	8	8	+0.9	**15.45**	

Qualification: First 2 in each heat (Q) and 2 fastest (q) to Final

Legend	
DQ = Disqualified	**DNS** = Did Not Start
DNF = Did Not Finish	**Fn** = False Start
R.T. = Reaction	

800 m - Heptathlon - Women

Heptathlon WR	**5062**	**OLENKO Kairit**	2008	EST	IZMIR	25 SEP 2008
Heptathlon DR	**4930**	**KLECHKINA Anastasia**	1994	RUS	SOFIA	31 JUL 2013

RANK	BIB	SURNAME & NAME	NOC	DATE OF BIRTH	LANE	R.T.	TIME	POINTS	TOTAL
1	356	**KLECHKINA Anastasia**	RUS	04 AUG 1994	6		**2:25.50**	**750**	4911
2	20	**KRAUTSOVA Liudmila**	BLR	31 MAR 1998	3		**2:25.85**	**746**	3584
3	417	**POTAPENKO Kateryna**	UKR	14 APR 1988	7		**2:26.87**	**733**	4203
4	129	**MERKER Felicitas**	GER	06 MAR 1992	1		**2:38.98**	**585**	4023
5	106	**SAEM Cathy**	EST	14 DEC 1993	5		**2:39.24**	**582**	3482
6	126	**BRUTSCHER Nadine**	GER	15 JUL 1994	4		**2:46.01**	**506**	3500
7	206	**PUTINTSEVA Yelena**	KAZ	05 JAN 1981	2		**2:53.13**	**432**	2786
8	202	**KHIZHNYAKOVA Olga**	KAZ	27 FEB 1994	8		**3:39.58**	**86**	1914

Intermediate point leaders (Bib and Time):

400 m : 356 1:07.63

Details: Start time:20:40 Temperature:+24°C Humidity:78%

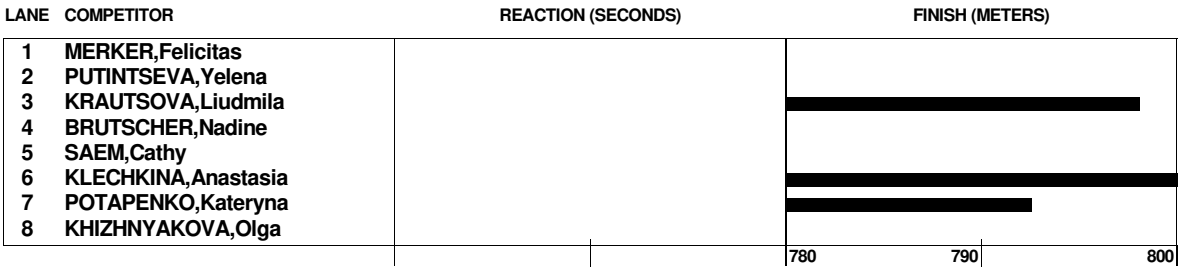

As of 24/07/2017 at 20:54

Legend	
DQ = Disqualified	**DNS** = Did Not Start
DNF = Did Not Finish	**Fn** = False Start
R.T. = Reaction	

800 m - Heptathlon - Women

Heptathlon WR	**5062**	**OLENKO Kairit**	2008	EST	IZMIR	25 SEP 2008
Heptathlon DR	**4930**	**KLECHKINA Anastasia**	1994	RUS	SOFIA	31 JUL 2013

RANK	BIB	SURNAME & NAME	NOC	DATE OF BIRTH	LANE	R.T.	TIME	POINTS	TOTAL
1	356	**KLECHKINA Anastasia**	RUS	04 AUG 1994	6		**2:25.50**	**750**	4911
2	20	**KRAUTSOVA Liudmila**	BLR	31 MAR 1998	3		**2:25.85**	**746**	3584
3	417	**POTAPENKO Kateryna**	UKR	14 APR 1988	7		**2:26.87**	**733**	4203
4	129	**MERKER Felicitas**	GER	06 MAR 1992	1		**2:38.98**	**585**	4023
5	106	**SAEM Cathy**	EST	14 DEC 1993	5		**2:39.24**	**582**	3482
6	126	**BRUTSCHER Nadine**	GER	15 JUL 1994	4		**2:46.01**	**506**	3500
7	206	**PUTINTSEVA Yelena**	KAZ	05 JAN 1981	2		**2:53.13**	**432**	2786
8	202	**KHIZHNYAKOVA Olga**	KAZ	27 FEB 1994	8		**3:39.58**	**86**	1914

Intermediate point leaders (Bib and Time):

400 m : 356 1:07.63

Details: Start time:20:40 Temperature:+24°C Humidity:78%

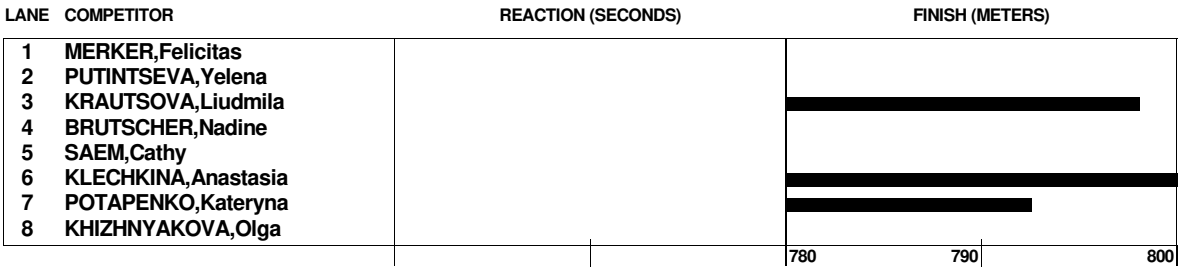

As of 24/07/2017 at 20:54

Legend	
DQ = Disqualified	**DNS** = Did Not Start
DNF = Did Not Finish	**Fn** = False Start
R.T. = Reaction	

RANK	BIB	SURNAME & NAME	NOC	YOB	POINTS	POINTS



Heptathlon - Women

WR	**5062**	**OLENKO Kairit**	2008	EST	IZMIR	25 SEP 2008
DR	**4930**	**KLECHKINA Anastasia**	1994	RUS	SOFIA	31 JUL 2013

1	356	**KLECHKINA Anastasia**	RUS	1994	**4911**
2	417	**POTAPENKO Kateryna**	UKR	1988	**4203**
3	129	**MERKER Felicitas**	GER	1992	**4023**
4	20	**KRAUTSOVA Liudmila**	BLR	1998	**3584**
5	126	**BRUTSCHER Nadine**	GER	1994	**3500**
6	106	**SAEM Cathy**	EST	1993	**3482**
7	206	**PUTINTSEVA Yelena**	KAZ	1981	**2786**
8	202	**KHIZHNYAKOVA Olga**	KAZ	1994	**1914**

As of 24/07/2017 at 20:54

RANK	BIB	SURNAME & NAME	NOC YOB	100mH	HJ	SP	200m	LJ	JT	800m	BEHIND
1	356	**KLECHKINA Anastasia**	RUS	14.93	1.59	11.45	26.99	5.30	36.76	2:25.50	**4911**
			1994	(-1.8)			(-0.5)	(+1.7)			
				851(1)	**724**(1)	**625**(2)	**713**(1)	**643**(1)	**605**(1)	**750**(1)	
				1575(1)	**2200**(1)	**2913**(1)	**3556**(1)	**4161**(1)	**4911**(1)		
2	417	**POTAPENKO Kateryna**	UKR	16.42	1.53	9.82	27.64	5.15	24.52	2:26.87	**4203**
			1988	(-1.8)			(-0.5)	(+0.9)			708
				664(3)	**655**(3)	**518**(4)	**659**(3)	**601**(2)	**373**(7)	**733**(3)	
				1319(2)	**1837**(3)	**2496**(3)	**3097**(2)	**3470**(2)	**4203**(2)		
3	129	**MERKER Felicitas**	GER	15.98	1.44	10.67	27.37	4.90	24.88	2:38.98	**4023**
			1992	(-1.8)			(-0.5)	(+1.2)			888
				717(2)	**555**(5)	**573**(3)	**681**(2)	**532**(4)	**380**(6)	**585**(4)	
				1272(3)	**1845**(2)	**2526**(2)	**3058**(3)	**3438**(3)	**4023**(3)		
4	20	**KRAUTSOVA Liudmila**	BLR	20.11	1.50	8.38	29.12	4.69	30.08	2:25.85	**3584**
			1998	(-1.8)			(-0.5)	(+1.6)			1327
				293(5)	**621**(4)	**424**(7)	**545**(6)	**477**(6)	**478**(3)	**746**(2)	
				914(5)	**1338**(5)	**1883**(5)	**2360**(6)	**2838**(6)	**3584**(4)		
5	126	**BRUTSCHER Nadine**	GER	21.97	1.56	8.80	29.06	5.07	34.76	2:46.01	**3500**
			1994	(-1.8)			(-0.5)	(+1.8)			1411
				159(8)	**689**(2)	**451**(6)	**550**(5)	**578**(3)	**567**(2)	**506**(6)	
				848(6)	**1299**(6)	**1849**(6)	**2427**(4)	**2994**(4)	**3500**(5)		
6	106	**SAEM Cathy**	EST	18.41	1.44	7.57	28.80	4.70	30.05	2:39.24	**3482**
			1993	(-1.8)			(-0.5)	(+1.9)			1429
				447(4)	**555**(5)	**372**(8)	**569**(4)	**479**(5)	**478**(3)	**582**(5)	
				1002(4)	**1374**(4)	**1943**(4)	**2422**(5)	**2900**(5)	**3482**(6)		

Legend	
DQ = Disqualified	**DNS** = Did Not Start
DNF = Did Not Finish	**NM** = No Result

7	206	**PUTINTSEVA Yelena**	KAZ	20.49	1.26	9.83	30.56	4.19	26.39	2:53.13	**2786**
			1981	(-1.8)			(-0.5)	(+1.9)			2125
				263(6)	**369**(7)	**518**(4)	**444**(7)	**352**(8)	**408**(5)	**432**(7)	
					632(7)	**1150**(7)	**1594**(7)	**1946**(7)	**2354**(7)	**2786**(7)	
8	202	**KHIZHNYAKOVA Olga**	KAZ	21.14	1.08	11.73	40.20	4.40	22.72	3:39.58	**1914**
			1994	(-1.8)			(-0.5)	(+1.7)			2997
				215(7)	**205**(8)	**643**(1)	**22**(8)	**403**(7)	**340**(8)	**86**(8)	
					420(8)	**1063**(8)	**1085**(8)	**1488**(8)	**1828**(8)	**1914**(8)	

Legend	
DQ = Disqualified	**DNS** = Did Not Start
DNF = Did Not Finish	**NM** = No Result

RECORDS BROKEN BY EVENT
DAY 2

EVENT	DATE	ROUND	BIB	NAME	NAT	BORN	RESULT	RECORDS
Pole Vault		**Men**						
	24 July 2017	Final	344	FILLIPOW Kirill	RUS	1987	4.81 m	DR
400m H		**Women**						
	24 July 2017	Final	354	KHALADZHAN Asya	RUS	1992	1:00.22	WR,DR
	24 July 2017	Final	340	CHERNYSHEVA Victoria	RUS	1998	1:04.20	WJR
1500m		**Men**						
	24 July 2017	Final	216	KOECH John	KEN	1986	3:48.95	DR
	24 July 2017	Final	109	GEBREMARIAM Girmay	ETH	1998	3:54.31	WJR

DAILY PROGRAM 25 JUL 2017

LN/ORD BIB SURNAME & NAME NOC DATE OF BIRTH S.BEST P.BEST



Javelin Throw - Men - Final

WR	**73.47**	**GARCIA ABREU Jesus**	1981	VEN	TAIPEI	13 SEP 2009
DR	**73.47**	**GARCIA ABREU Jesus**		VEN	TAIPEI	13 SEP 2009

FINAL **25 JUL 2017 16:00**

1	49	**XIN Shun**	CHN	08 APR 1992	**61.49**	A
2	324	**ROZUMCZYK Tomasz**	POL	07 JUN 1989	**63.00**	A
3	185	**SATO Kenta**	JPN	30 AUG 1989	**63.71**	A
4	214	**KIPTARUS Ben**	KEN	04 SEP 1997	**52.36**	A
5	187	**SATO Masamitsu**	JPN	20 JAN 1981	**58.14**	A
6	170	**MASETTI Matteo**	ITA	06 SEP 1996	**67.01**	A
7	81	**GONZALEZ ALFONSO Yoandi**	CUB	20 APR 1989	**60.10**	A
8	371	**TSYBIZOV Kirill**	RUS	04 JUL 1986	**62.24**	A
9	387	**AKBULUT Alperen**	TUR	20 JUL 1995	**54.84**	A
10	450	**GARCIA ABREU Jesus**	VEN	23 SEP 1981	**68.70**	A
11	378	**THOR Theodor**	SWE	07 OCT 1993	**72.46**	A
12	153	**KUMAR Ramesh**	IND	08 AUG 1997	**56.69**	A

Deaflympics Records

73.47	**GARCIA ABREU** Jesus	VEN	TAIPEI	13 SEP 2009
67.64	**SOLEM** John	NOR	CHRISTCHURCH	15 JAN 1989
56.36	**SMITH** Dean	AUS	CHRISTCHURCH	13 JAN 1989



110 m Hurdles - Men - Final

WR	**14.40**	**HEMBROUGH Joshua**	1988	USA	WEST LAFAYET	24 APR 2010
DR	**14.04**	**MHEMBROUGH Joshua**	1988	USA	SOFIA	02 AUG 2013

25 JUL 2017 17:00

1	47	**WANG Yingchang**	CHN	14 MAY 1992	**15.19**	A
2	431	**GREEN Darrion**	USA	01 JAN 1999	**14.90**	A
3	372	**TYSHENKO Alan**	RUS	16 MAR 1989	**14.43**	A
4	257	**GRENINS Maris**	LAT	25 FEB 1981	**15.04**	A
5	434	**HAHN Gunner**	USA	10 JAN 1995	**15.95**	B
6	18	**KOZICH Aliaksandr**	BLR	09 OCT 1987	**15.90**	A
7	361	**KULIKOV Maxim**	RUS	30 MAY 1984	**14.97**	A
8	358	**KNYAZEV Vladislav**	RUS	20 FEB 1987	**14.74**	A

Deaflympics Records					
14.04 M	**HEMBROUGH** Joshua	1988	USA	SOFIA	02 AUG 2013
14.30 M	**SKOMOROKHOV** Vyachesla		URS	BELGRADE	13 AUG 1969
15.20 M	**HILLE** Christian		GER	HELSINKI	08 AUG 1961
16.40 M	**MCBRIDE** Ted		USA	MILAN	27 AUG 1957
17.00 M	**GUT** Rene		GER	BRUSSELS	19 AUG 1953
17.00 M	**TULKE** Georg		GER	STOCKHOLM	27 AUG 1939
17.80 M	**KAURELA** Valentin		FIN	LONDON	21 AUG 1935
19.40 M	**KRAEMER** Fritz		GER	NUREMBERG	23 AUG 1931
19.80 M	**POCHON** Edgard		POL	AMSTERDAM	20 AUG 1928
20.60 M	**RUELLAND YVES**		FRA	PARIS	13 AUG 1924

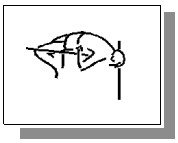

High Jump - Men - Final

WR	**2.12**	**KUEHN Patrick**	1961	USA	AUSTIN	27 JUL 1984
DR	**2.08**	**LANDAR Alexey**	1987	RUS	TAIPEI	12 SEP 2009

25 JUL 2017 17:10

1	343	**FEDORENKOV Denis**	RUS	18 MAR 1996	**2.06**	A
2	152	**KARTHIK Saravanan**	IND	26 MAR 1996	**1.90**	A
3	355	**KHILENKO Konstantin**	RUS	26 AUG 1995	**2.03**	A
4	175	**MAEJIMA Hiroyuki**	JPN	15 MAY 1988	**1.93**	A
5	162	**SALEHI Mohammadhadi**	IRI	13 SEP 1984	**1.95**	A
6	22	**MAISTRENKA Aliaksandr**	BLR	27 APR 2000	**1.93**	A
7	159	**SIDHU Gursimran**	IND	03 JAN 1997	**1.75**	B
8	17	**HRALKO Raman**	BLR	28 MAR 1992	**2.05**	A
9	148	**HORVATH Laszlo**	HUN	10 APR 1992	**1.95**	A

Deaflympics Records					
2.08	**LANDAR** Alexey	1987	RUS	TAIPEI	12 SEP 2009
2.05	**IAKUNIN** Kostantin		URS	CHRISTCHURCH	09 JAN 1989
2.03	**BROWN** Jeffrey		USA	LOS ANGELES	11 JUL 1985
2.02	**VASSILEV** Nikolai		BUL	BUCHAREST	19 JUL 1977
2.01	**FOREST** Harold		USA	MALMOE	22 JUL 1973
1.90	**KEGLER** Frank		GDR	BELGRADE	13 AUG 1969
1.90	**SLUTSKY** Emmanuel		URS	WASHINGTON	01 JUL 1965
1.77	**SODERGARD** Bror-Erik		FIN	COPENHAGEN	13 AUG 1949
1.72	**LEHTONEN** Veikko		FIN	LONDON	19 AUG 1935
1.70	**NISSEN** Hans		DEN	NURENBERG	23 AUG 1931



100 m - Women - Final

WR	**11.71**	**GIRAT RIVERO Suslaidy**	1987	CUB	SOFIA	31 JUL 2013
DR	**11.71**	**GIRAT RIVERO Suslaidy**	1987	CUB	SOFIA	31 JUL 2013

FINAL

25 JUL 2017 17:30

1	345	**FILUSHKINA Alena**	RUS	05 DEC 1996	**12.69**
2	12	**CHABATAROVA Tatsiana**	BLR	17 FEB 1984	**12.65**
3	349	**GRISHINA Marina**	RUS	24 OCT 1988	**12.59**
4	357	**KLIMOVA Oxana**	RUS	12 JUN 1990	**12.57**
5	80	**GIRAT RIVERO Suslaidy**	CUB	19 AUG 1987	**12.21**
6	174	**KOMATSU Ayaka**	JPN	25 JAN 1993	**12.55**
7	235	**WAMIRA Beryl**	KEN	20 JUN 1995	**12.59**
8	289	**DEN EXTER Elaine**	NED	23 MAR 1997	**12.63**

Deaflympics Records					
11.71	**GIRAT RIVERO** Suslaidy	1987	CUB	SOFIA	31 JUL 2013
12.04	**JECKSON** Sherrie		USA	LOS ANGELES	11 JUL 1985
12.40	**DABAT** Michele		FRA	MALMO	22 JUL 1973
12.40	**IVANOVA** Nina		URS	BELGRADE	11 AUG 1969
12.50	**DOERING** Gerda		POL	WASHINGTON	28 JUN 1965
12.50	**REDKINA** Antonina		URS	WASHINGTON	28 JUN 1965
12.80	**PAVLUNINA** Klavdia		URS	HELSINKI	7/961
12.80	**SAMPSON** Barbara		USA	HELSINKI	7/961
13.10	**NUBEK** Anna		URS	MILAN	29 AUG 1957



Hammer Throw - Men - Final

WR	**63.71**	**MORIMOTO Masatoshi**	1985	JPN	AMAGASAKI	18 MAY 2013
DR	**62.69**	**BGAN MAXIM**	1988	RUS	SOFIA	31 JUL 2013

25 JUL 2017 17:40

1	384	**LIN Ken**	TPE	25 AUG 1985	**50.00**	A
2	391	**CAKIR Muhammed**	TUR	20 SEP 1995	**54.00**	A
3	173	**ISHIDA Takamasa**	JPN	05 NOV 1986	**53.63**	A
4	446	**WEIS Alex**	USA	15 AUG 1994	**55.73**	A
5	350	**KALMYKOV Dmitry**	RUS	28 FEB 1992	**52.18**	A
6	316	**DRAGAN Piotr**	POL	13 JUN 1980	**50.81**	A
7	37	**GAO Yongqiang**	CHN	09 OCT 1984	**44.50**	B
8	435	**HOCKMAN Jacob**	USA	15 MAR 1994	**48.52**	A
9	337	**BGAN Maxim**	RUS	02 SEP 1988	**60.03**	A
10	416	**POLUKHIN Yevhen**	UKR	06 FEB 1992	**54.11**	A

Deaflympics Records					
62.69	**BGAN** MAXIM	1988	RUS	SOFIA	31 JUL 2013
61.08	**MORIMOTO** Masatoshi		JPN	TAIPEI	9/009
56.60	**MOERS** Willard		USA	COPENHAGEN	23 JUL 1997
51.78	**WITHROW JR.** Thomas		USA	LOS ANGELES	16 JUL 1975
50.70	**GARBERG** Olaf		NOR	WASHINGTON	02 JUL 1965



100 m - Men - Final

WR	**10.21**	**GASKIN JR Wendell**	1973	USA	SAN JOSE	01 JUN 1996
DR	**10.61**	**GASKIN JR Wendell**	1973	USA	COPENHAGEN	20 JUL 1997

FINAL **25 JUL 2017 17:50**

1	184	**SASAKI Takuma**	JPN	30 NOV 1993	**11.13**
2	42	**LI Bin**	CHN	11 JUL 1990	**10.96**
3	424	**VYSHYNSKYI Dmytro**	UKR	18 JUL 1996	**10.96**
4	436	**JONES Nicholas**	USA	23 JAN 1995	**10.95**
5	164	**YADEGARI Hashem**	IRI	26 MAY 1992	**10.96**
6	336	**BELIAKOV Aleksandr**	RUS	08 JUN 1994	**10.96**
7	375	**LENOIR Kim**	SUI	17 JAN 1996	**11.12**
8	44	**MA Ruichao**	CHN	30 APR 1994	**11.01**

Deaflympics Records					
10.61	**GASKIN JR** Wendell	1973	USA	COPENHAGEN	20 JUL 1997



3000 m Steeplechase - Men - Final

WR	**8:50.39**	**NOWAK Rafal**	1975	POL	BYDGOSZCK	11 AUG 2011
DR	**9:07.22**	**NOWAK Rafal**	1975	POL	TAIPEI	11 SEP 2009

25 JUL 2017 18:30

1	201	**KASSENOV Bakhtiyar**	KAZ	21 MAY 1984	**10:20.00**	B
2	341	**ELNIKOV Alexey**	RUS	23 JUN 1991	**9:31.19**	A
3	382	**CHU Chun-Che**	TPE	11 JUL 1995	**9:30.00**	A
4	229	**OMARI Peter**	KEN	21 DEC 1991	**9:46.60**	A
5	238	**WANJIRU Lucas**	KEN	03 MAR 1989	**9:28.80**	A
6	320	**MARCINKIEWICZ Adrian**	POL	27 JUN 1993	**9:20.00**	A
7	323	**NOWAK Rafal**	POL	26 APR 1975	**9:10.00**	A
8	212	**KIPKEMOI Jacob**	KEN	30 MAR 1988	**9:42.40**	A

Deaflympics Records					
9:07.22	**NOWAK** Rafal	1975	POL	TAIPEI	11 SEP 2009
9:15.80	M **ZAPFE** Wilfred		GDR	MALMOE	26 JUL 1973
9:18.00	M **KOT** Adam		POL	BELGRADE	10 AUG 1969



400 m - Men - First Round

WR	**45.29**	**GASKIN Wendel Jr**	19973	USA	KNOXVILLE	17 JUL 1994
DR	**47.09**	**GASKIN Jr. Wendell**	1973	USA	SOFIA	27 JUL 1993

HEAT 1 OF 7

25 JUL 2017 19:00

1	48	**WANG Yingzhe**	CHN	14 MAY 1992	**48.57**	A
2	398	**ORTAC Serdar**	TUR	24 JAN 1997	**52.00**	A
3	269	**ABD RAHIM Danish**	MAS	02 JAN 1996	**53.27**	B
4	108	**DESALEGN Sitote**	ETH	28 MAR 1999	**52.07**	A
5	436	**JONES Nicholas**	USA	23 JAN 1995	**50.52**	A
6	327	**ZAGAJEWSKI Rafal**	POL	20 OCT 1997	**50.50**	A
7	418	**RUDENKO Dmytro**	UKR	12 JUN 1990	**48.58**	A
8	451	**GUILLEN GUAINA Orlando**	VEN	19 APR 1998	**53.38**	B

HEAT 2 OF 7

25 JUL 2017 19:05

2	23	**RAHULIA Uladzislau**	BLR	24 APR 1998	**52.00**	A
3	96	**GOMEZ AYALA Victor**	ESP	17 SEP 1996	**52.10**	A
4	279	**SUMUN Mohammad**	MAU	20 JAN 1991	**53.10**	B
5	221	**MUGO Kelvin**	KEN	13 NOV 1994	**50.40**	A
6	120	**ORAM Malachi**	GBR	08 FEB 1996	**53.39**	B
7	388	**BAYDAS Hasan**	TUR	10 APR 1994	**50.70**	A
8	405	**DRACH Sergii**	UKR	02 APR 1988	**48.61**	A

HEAT 3 OF 7

25 JUL 2017 19:10

2	64	**KAMBIWA Moyopo**	CMR	05 DEC 1974	**47.78**	A
3	292	**KARKI Balaram**	NEP	27 MAR 1994	**52.50**	A
4	5	**NACEUR Mohamed**	ALG	11 OCT 1989	**51.15**	A
5	182	**OSANAI Satoshi**	JPN	21 JUL 1990	**49.91**	A
6	79	**ALMIRA ESPINOSA Roberto**	CUB	13 DEC 1992	**49.85**	A
7	259	**ABURZIZA Salih**	LBA	16 FEB 2001	**52.55**	B
8	88	**FELIX GALVEZ Carlos**	DOM	16 NOV 1999	**51.17**	A

HEAT 4 OF 7

25 JUL 2017 19:15

1	28	**MENDES Lucas**	BRA	02 MAR 1996	**52.30**	A
2	399	**SUZEN Yasin**	TUR	10 FEB 1994	**48.14**	A
3	167	**AL-AZZAWI Basim**	IRQ	10 AUG 1990	**50.75**	A
4	319	**KULPA Michal**	POL	11 JUN 1987	**50.30**	A
5	135	**AYISI Austine**	GHA	19 MAR 1991	**53.00**	B
6	374	**ENCI Tadej**	SLO	19 AUG 1994	**49.32**	A
7	467	**AZIZI Ahmad**	AFG	25 APR 1987	**1:02.00**	
8	224	**MWANTHI Saulo**	KEN	23 SEP 1991	**51.50**	A

HEAT 5 OF 7

25 JUL 2017 19:20

1	321	**MIADZEL Lukasz**	POL	12 AUG 1986	**51.00**	A
2	249	**ALHARBI Yousuf**	KUW	17 MAY 1989	**53.00**	B
3	117	**GRAHAM Mitchell**	GBR	05 MAR 1993	**52.39**	A
4	301	**NWABENU Uche**	NGR	15 NOV 1993	**51.66**	A
5	166	**AL SAEDI Zaid**	IRQ	02 SEP 1995	**53.70**	B
6	36	**GAO Qingquan**	CHN	19 AUG 1992	**49.42**	A
7	470	**ADONIJA Benson**	KEN	07 JUL 1992	**50.10**	A
8	430	**FURLOUGH Delvin**	USA	27 AUG 1989	**48.11**	A

HEAT 6 OF 7

25 JUL 2017 19:25

1	155	**KURIAKOSE Jijo**	IND	21 JUN 1989	**51.80**	A
2	4	**HAMOUDI Walid**	ALG	21 JAN 1996	**53.06**	B
3	273	**ISMAIL Muhammed**	MAS	31 MAY 1996	**53.69**	B
5	439	**PERRY Brady**	USA	23 NOV 1999	**50.32**	A
6	330	**ABDRAKHMANOV Artur**	RUS	16 MAY 1986	**49.21**	A
7	302	**OLANIYAN Tope**	NGR	23 SEP 1997	**52.24**	A
8	196	**YAMADA Maki**	JPN	07 JUN 1997	**48.25**	A

HEAT 7 OF 7

25 JUL 2017 19:30

2	280	**SOTO Fabian**	MEX	20 JAN 1987	**50.02**	A
3	75	**MOSQUERA Roberto**	COL	22 FEB 1995	**52.70**	B
4	369	**SHARAPO Anton**	RUS	01 DEC 1995	**49.47**	A
5	307	**USMAN Garba**	NGR	24 JAN 1977	**52.48**	A
6	277	**MUHAMAD Nur**	MAS	27 OCT 1999	**51.48**	A
7	89	**MELENCIANO REYES Christo**	DOM	13 MAY 1998	**47.98**	A
8	204	**LAKTIONOV Dmitriy**	KAZ	17 SEP 1998	**51.00**	A

Qualification: First 3 in each heat (Q) and 3 fastest (q) to Semifinal

Deaflympics Records

47.09		**GASKIN** Jr. Wendell	1973	USA SOFIA	27 JUL 1993
47.00	M	**BOND** Leo		USA BUCHAREST	24 JUL 1977
47.50	M	**POLLAKOWSKI** Gert		GDR MALMOE	27 JUL 1973
48.00	M	**DAMBERGS** Nikolajs		URS BELGRADE	13 AUG 1969
48.90	M	**DZHURUZ** Leonid		URS WASHINGTON	01 JUL 1965
49.70	M	**WERNIMONT** Dennis		USA MILAN	28 AUG 1957
49.70	M	**PEDERSEN** Willy		DEN MILAN	28 AUG 1957
50.80	M	**WERNIMONT** Dennis		USA MILAN	26 AUG 1957
51.20	M	**SMITH** Edwin		USA MILAN	26 AUG 1957
51.60	M	**BAATH** Bertil		USA STOCKHOLM	27 AUG 1939

Long Jump - Men - First Round

WR	**7.94 SMITH Charles**	1966	USA	NEW BRITAIN	30 JUL 1983
DR	**7.63 SMITH Dean**	1967	AUS	CHRISTCHURCH	10 JAN 1989

GROUP A

25 JUL 2017 19:10

1	285	**KEITA Moussa**	MLI	05 AUG 1990	**7.00**	A
2	157	**PALLATHU SUBHASH Ajeesh**	IND	04 AUG 1994	**6.12**	B
3	403	**DANYLCHENKO Volodymyr**	UKR	12 OCT 1992	**6.61**	A
4	133	**AMEGASHIE Eugene**	GHA	13 NOV 1990	**8.60**	A
5	56	**AMON Patrick**	CIV	08 OCT 1989	**6.78**	A
6	425	**ANDERSON Jadan**	USA	07 JAN 2000	**6.45**	A
7	141	**LARTEY Gabriel**	GHA	17 APR 1997	**6.20**	B
8	257	**GRENINS Maris**	LAT	25 FEB 1981	**6.94**	A
9	343	**FEDORENKOV Denis**	RUS	18 MAR 1996	**6.86**	A
10	18	**KOZICH Aliaksandr**	BLR	09 OCT 1987	**6.55**	A
11	68	**TAGNE Mountessou**	CMR	18 JAN 1990	**6.80**	A
12	249	**ALHARBI Yousuf**	KUW	17 MAY 1989	**6.32**	A
13	367	**PAKIN Ivan**	RUS	18 MAY 1991	**7.09**	A

GROUP B

25 JUL 2017 20:10

1	17	**HRALKO Raman**	BLR	28 MAR 1992	**7.10**	A
2	70	**YEMELE Dongmeza**	CMR	29 JAN 1982	**6.84**	A
3	464	**DUVAL Jean**	MAU	16 JUL 1994	**6.52**	
4	328	**COSTA Hemilton**	POR	29 JUN 1991	**6.72**	A
5	138	**BROWN Teddy**	GHA	20 OCT 1987	**6.10**	B
6	85	**NOSEK Jakub**	CZE	30 OCT 1989	**7.25**	A
7	22	**MAISTRENKA Aliaksandr**	BLR	27 APR 2000	**6.51**	A
8	245	**ALAJMI Abdullah**	KUW	02 JAN 1984	**6.00**	A
9	247	**ALAJMI Shebeeb**	KUW	12 MAR 1986	**6.32**	A
10	50	**XU Zhenqing**	CHN	20 FEB 1989	**6.99**	A
11	361	**KULIKOV Maxim**	RUS	30 MAY 1984	**6.94**	A
12	380	**SAWASDEE Surachai**	THA	25 MAR 1995	**6.24**	B
13	452	**SUTIL Jose**	VEN	20 FEB 1994	**6.62**	A
14	258	**SOKLAKOVS Sergejs**	LAT	21 JAN 1995	**6.83**	A

Qualification: 7.00 m (Q) or first 12 (q) to Final

Deaflympics Records

7.63	**SMITH** Dean	1967	AUS	CHRISTCHURCH	10 JAN 1989
7.33	**BEDNAREK** Miroslaw		FRG	LOS ANGELES	12 JUL 1985
7.19	**SAYEVKY** Oleksandr		URS	BUCHAREST	20 JUL 1977
7.15	**HANNU** Vesa		FIN	BELGRADE	1/969
6.94	**SIMONENKO** Anatole		URS	MILAN	27 AUG 1957
6.73	**ASTROM** Karl		SWE	STOCKHOLM	26 AUG 1939
6.40	**REINMUND** Paul		FRA	LONDON	21 AUG 1935
5.81	**RUELLAND** Yves		FRA	PARIS	14 AUG 1924



Javelin Throw - Men - Final

WR	**73.47**	**GARCIA ABREU Jesus**	1981	VEN	TAIPEI	13 SEP 2009
DR	**73.47**	**GARCIA ABREU Jesus**		VEN	TAIPEI	13 SEP 2009

FINAL

RANK	BIB	SURNAME & NAME	NOC	ORD	- 1 -	- 2 -	- 3 -	- 4 -	- 5 -	- 6 -	RESULT
		DATE OF BIRTH									
1	49	**XIN Shun**	CHN	1	60.25	63.47	66.63	63.60	X	X	**66.63**
		08 APR 1992									
2	378	**THOR Theodor**	SWE	11	63.83	66.58	64.70	65.19	66.01	61.70	**66.58**
		07 OCT 1993									
3	450	**GARCIA ABREU Jesus**	VEN	10	64.79	X	64.63	60.83	60.13	60.80	**64.79**
		23 SEP 1981									
4	185	**SATO Kenta**	JPN	3	63.72	57.59	61.73	X	63.47	62.03	**63.72**
		30 AUG 1989									
5	371	**TSYBIZOV Kirill**	RUS	8	62.83	63.06	61.98	X	X	59.75	**63.06**
		04 JUL 1986									
6	170	**MASETTI Matteo**	ITA	6	54.10	61.69	X	54.72	X	X	**61.69**
		06 SEP 1996									
7	324	**ROZUMCZYK Tomasz**	POL	2	59.01	57.29	58.91	54.94	60.29	56.32	**60.29**
		07 JUN 1989									
8	187	**SATO Masamitsu**	JPN	5	59.51	X	X	-	X	53.89	**59.51**
		20 JAN 1981									
9	81	**GONZALEZ ALFONSO Yoandi**	CUB	7	56.58	58.20	X				**58.20**
		20 APR 1989									
10	153	**KUMAR Ramesh**	IND	12	48.80	X	51.49				**51.49**
		08 AUG 1997									
11	387	**AKBULUT Alperen**	TUR	9	X	X	50.84				**50.84**
		20 JUL 1995									
12	214	**KIPTARUS Ben**	KEN	4	39.65	44.60	47.00				**47.00**
		04 SEP 1997									

Starting order	1	2	3	4	5	6	7	8	9	10	11	12			
Initial	49	324	185	214	187	170	81	371	387	450	378	153			
4th and 5th and 6th at.	324	187	170	371	185	450	378	49							

Details: Start time:16:00 Temperature:+29°C Humidity:56%
Finish Time:16:58 Temperature:+29°C Humidity:56%

As of 25/07/2017 at 16:59

Legend	
DQ = Disqualified	**DNS** = Did Not Start
DNF = Did Not Finish	**NM** = No Result
- = Did Not Attempt	**X** = Failed
ORD = Order	

110 m Hurdles - Men - Final

WR	**14.40 HEMBROUGH Joshua**	1988	USA	WEST LAFAYET	24 APR 2010
DR	**14.04 MHEMBROUGH Joshua**	1988	USA	SOFIA	02 AUG 2013

(Wind: -2.9 m/s)

RANK	BIB	SURNAME & NAME	NOC	DATE OF BIRTH	LANE	R.T.	TIME
1	372	**TYSHENKO Alan**	RUS	16 MAR 1989	3	0.254	**14.98**
2	358	**KNYAZEV Vladislav**	RUS	20 FEB 1987	8	0.233	**15.07**
3	361	**KULIKOV Maxim**	RUS	30 MAY 1984	7	0.236	**15.18**
4	257	**GRENINS Maris**	LAT	25 FEB 1981	4	0.284	**15.31**
5	47	**WANG Yingchang**	CHN	14 MAY 1992	1	0.296	**15.44**
6	434	**HAHN Gunner**	USA	10 JAN 1995	5	0.313	**16.82**

NOT RANKED

18	**KOZICH Aliaksandr**	BLR	09 OCT 1987	6	**DNF**	
431	**GREEN Darrion**	USA	01 JAN 1999	2	**DQ**	IAAF 168.7/a

Details: Start time:16:00 Temperature:+31°C Humidity:42%



As of 25/07/2017 at 18:14

Legend	
DQ = Disqualified	**DNS** = Did Not Start
DNF = Did Not Finish	**Fn** = False Start
R.T. = Reaction	

High Jump - Men - Final

WR	**2.12**	**KUEHN Patrick**	1961	USA	AUSTIN	27 JUL 1984
DR	**2.08**	**LANDAR Alexey**	1987	RUS	TAIPEI	12 SEP 2009

RANK	BIB	SURNAME & NAME	NOC	ORD	1.70	1.75	1.80	1.85	1.90	1.93	1.96	1.99	2.02	2.05	RESULT	
		DATE OF BIRTH			2.07	2.09	2.11	2.13								
1	343	**FEDORENKOV Denis**	RUS	1	-	-	-	-	O	-	O	-	O	O	**2.13**	WR
		18 MAR 1996			XO	O	XO	O								
2	17	**HRALKO Raman**	BLR	8	-	-	-	-	O	-	O	O	O	O	**2.07**	
		28 MAR 1992			O	X-	XX									
3	355	**KHILENKO Konstantin**	RUS	3	-	-	-	O	O	-	O	O	XXX		**1.99**	
		26 AUG 1995														
4	162	**SALEHI Mohammadhadi**	IRI	5	-	O	O	XO	O	O	XXX				**1.93**	
		13 SEP 1984														
5	175	**MAEJIMA Hiroyuki**	JPN	4	-	O	O	O	O	XXX					**1.90**	
		15 MAY 1988														
6	22	**MAISTRENKA Aliaksandr**	BLR	6	-	-	O	O	XXX						**1.85**	
		27 APR 2000														
6	148	**HORVATH Laszlo**	HUN	9	-	-	O	O	XXX						**1.85**	
		10 APR 1992														
8	152	**KARTHIK Saravanan**	IND	2	-	O	O	XXO	XXX						**1.85**	
		26 MAR 1996														
9	159	**SIDHU Gursimran**	IND	7	XO	-	XO	XXX							**1.80**	
		03 JAN 1997														

Details: Start time:17:10 Temperature:+27°C Humidity:63%
Finish Time:18:32 Temperature:+25°C Humidity:61%

As of 25/07/2017 at 18:33

Legend	
DQ = Disqualified	**DNS** = Did Not Start
DNF = Did Not Finish	**NM** = No Result
X = Failed	**O** = Cleared
- = Did Not Attempt	**ORD** = Order

RESULTS

RANK	BIB	SURNAME & NAME	NOC	DATE OF BIRTH	LANE	R.T.	TIME

WR	**11.71**	**GIRAT RIVERO Suslaidy**	1987	CUB	SOFIA	31 JUL 2013
DR	**11.71**	**GIRAT RIVERO Suslaidy**	1987	CUB	SOFIA	31 JUL 2013

As of 25/07/2017 at 17:41 **(Wind: -1.9 m/s)**

1	80	**GIRAT RIVERO Suslaidy**	CUB	19 AUG 1987	5	0.237	**12.40**
2	235	**WAMIRA Beryl**	KEN	20 JUN 1995	7	0.232	**12.59**
3	349	**GRISHINA Marina**	RUS	24 OCT 1988	3	0.233	**12.66**
4	174	**KOMATSU Ayaka**	JPN	25 JAN 1993	6	0.203	**12.68**
5	357	**KLIMOVA Oxana**	RUS	12 JUN 1990	4	0.289	**12.73**
6	289	**DEN EXTER Elaine**	NED	23 MAR 1997	8	0.208	**12.78**
7	345	**FILUSHKINA Alena**	RUS	05 DEC 1996	1	0.228	**12.92**

NOT RANKED

11	**STAPPERS Flore**	BEL	09 MAY 1995	9	**DNS**	
12	**CHABATAROVA Tatsiana**	BLR	17 FEB 1984	2	**DQ**	IAAF 162/7

Details: Start time:17:33 Temperature:+31°C Humidity:45%

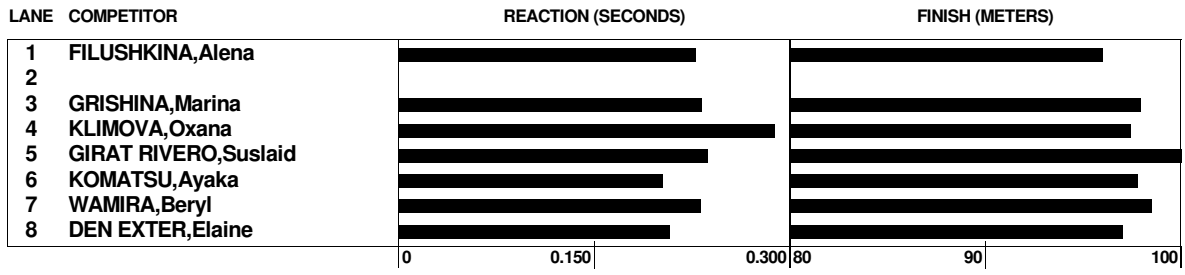

Legend

DNF = Did Not Finish
DQ = Disqualified
R.T. = Reaction
DNS = Did Not Start
Fn = False Start

Hammer Throw - Men - Final

WR	**63.71**	**MORIMOTO Masatoshi**	1985 JPN	AMAGASAKI	18 MAY 2013
DR	**62.69**	**BGAN MAXIM**	1988 RUS	SOFIA	31 JUL 2013

RANK	BIB	SURNAME & NAME	NOC	ORD	- 1 -	- 2 -	- 3 -	- 4 -	- 5 -	- 6 -	RESULT
		DATE OF BIRTH									
1	337	**BGAN Maxim**	RUS	9	56.85	X	59.30	60.97	59.92	59.79	**60.97**
		02 SEP 1988									
2	391	**CAKIR Muhammed**	TUR	2	50.09	51.25	52.69	52.71	54.47	55.91	**55.91**
		20 SEP 1995									
3	173	**ISHIDA Takamasa**	JPN	3	52.45	52.30	X	53.40	X	X	**53.40**
		05 NOV 1986									
4	416	**POLUKHIN Yevhen**	UKR	10	48.75	50.11	52.06	X	51.10	X	**52.06**
		06 FEB 1992									
5	37	**GAO Yongqiang**	CHN	7	40.88	43.34	46.19	48.73	49.26	51.60	**51.60**
		09 OCT 1984									
6	446	**WEIS Alex**	USA	4	50.88	X	49.97	50.70	47.78	X	**50.88**
		15 AUG 1994									
7	384	**LIN Ken**	TPE	1	44.57	46.40	45.51	48.74	46.46	47.49	**48.74**
		25 AUG 1985									
8	350	**KALMYKOV Dmitry**	RUS	5	44.79	45.21	X	X	X	X	**45.21**
		28 FEB 1992									
9	435	**HOCKMAN Jacob**	USA	8	X	44.99	X				**44.99**
		15 MAR 1994									
10	316	**DRAGAN Piotr**	POL	6	X	X	42.62				**42.62**
		13 JUN 1980									

Starting order	1	2	3	4	5	6	7	8	9	10					
Initial	384	391	173	446	350	316	37	435	337	416					
4th and 5th and 6th at.	350	37	384	446	416	173	391	337							

Details: Start time:17:42 Temperature:+27°C Humidity:56%
Finish Time:18:53 Temperature:+25°C Humidity:58%

As of 25/07/2017 at 18:57

Legend	
DQ = Disqualified	**DNS** = Did Not Start
DNF = Did Not Finish	**NM** = No Result
- = Did Not Attempt	**X** = Failed
ORD = Order	

RESULTS

100 m - Men - Final

WR	**10.21**	**GASKIN JR Wendell**	1973	USA	SAN JOSE	01 JUN 1996
DR	**10.61**	**GASKIN JR Wendell**	1973	USA	COPENHAGEN	20 JUL 1997

FINAL

(Wind: -0.9 m/s)

RANK	BIB	SURNAME & NAME	NOC	DATE OF BIRTH	LANE	R.T.	TIME
1	424	**VYSHYNSKYI Dmytro**	UKR	18 JUL 1996	3	0.220	**10.96**
2	164	**YADEGARI Hashem**	IRI	26 MAY 1992	5	0.208	**10.97**
3	436	**JONES Nicholas**	USA	23 JAN 1995	4	0.188	**11.02**
4	44	**MA Ruichao**	CHN	30 APR 1994	8	0.197	**11.07**
5	42	**LI Bin**	CHN	11 JUL 1990	2	0.311	**11.15**
5	336	**BELIAKOV Aleksandr**	RUS	08 JUN 1994	6	0.283	**11.15**
7	184	**SASAKI Takuma**	JPN	30 NOV 1993	1	0.216	**11.30**
8	375	**LENOIR Kim**	SUI	17 JAN 1996	7	0.320	**11.35**

Details: Start time:17:49 Temperature:+30°C Humidity:54%



As of 25/07/2017 at 17:51

Legend	
DQ = Disqualified	**DNS** = Did Not Start
DNF = Did Not Finish	**Fn** = False Start
R.T. = Reaction	



3000 m Steeplechase - Men - Final

WR	**8:50.39**	**NOWAK Rafal**	1975	POL	BYDGOSZCK	11 AUG 2011
DR	**9:07.22**	**NOWAK Rafal**	1975	POL	TAIPEI	11 SEP 2009

RANK	BIB	SURNAME & NAME	NOC	DATE OF BIRTH	ORD	TIME	
1	238	**WANJIRU Lucas**	KEN	03 MAR 1989	5	**9:04.82**	DR
2	382	**CHU Chun-Che**	TPE	11 JUL 1995	3	**9:19.13**	
3	212	**KIPKEMOI Jacob**	KEN	30 MAR 1988	8	**9:21.39**	
4	229	**OMARI Peter**	KEN	21 DEC 1991	4	**9:22.72**	
5	341	**ELNIKOV Alexey**	RUS	23 JUN 1991	2	**9:36.71**	

NOT RANKED

BIB	SURNAME & NAME	NOC	DATE OF BIRTH	ORD	TIME
201	**KASSENOV Bakhtiyar**	KAZ	21 MAY 1984	1	**DNF**
320	**MARCINKIEWICZ Adrian**	POL	27 JUN 1993	6	**DNF**
323	**NOWAK Rafal**	POL	26 APR 1975	7	**DNF**

Intermediate point leaders (Bib and Time):

1000 m :	238	2:51.75	**2000 m :**	238	5:54.85

Details: Start time:18:29 Temperature:+30°C Humidity:48%

As of 25/07/2017 at 18:42

Legend	
DQ = Disqualified	**DNS** = Did Not Start
DNF = Did Not Finish	* = Caution
ORD = Order	

RESULTS

400 m - Men - First Round

WR	**45.29**	**GASKIN Wendel Jr**	19973	USA	KNOXVILLE	17 JUL 1994
DR	**47.09**	**GASKIN Jr. Wendell**	1973	USA	SOFIA	27 JUL 1993

HEAT 1 OF 7

RANK	BIB	SURNAME & NAME	NOC	DATE OF BIRTH	LANE	R.T.	TIME
1	418	**RUDENKO Dmytro**	UKR	12 JUN 1990	7	0.320	**49.44** Q
2	48	**WANG Yingzhe**	CHN	14 MAY 1992	1	0.284	**50.60** Q
3	108	**DESALEGN Sitote**	ETH	28 MAR 1999	4	0.302	**51.61** Q
4	398	**ORTAC Serdar**	TUR	24 JAN 1997	2	0.323	**53.27**
5	269	**ABD RAHIM Danish**	MAS	02 JAN 1996	3	0.275	**54.24**
6	451	**GUILLEN GUAINA Orlando**	VEN	19 APR 1998	8	0.290	**55.57**

NOT RANKED

327	**ZAGAJEWSKI Rafal**	POL	20 OCT 1997	6		**DNF**
436	**JONES Nicholas**	USA	23 JAN 1995	5		**DNF**

Qualification: First 3 in each heat (Q) and 3 fastest (q) to Semifinal

Details: Start time:19:00 Temperature:+29°C Humidity:51%

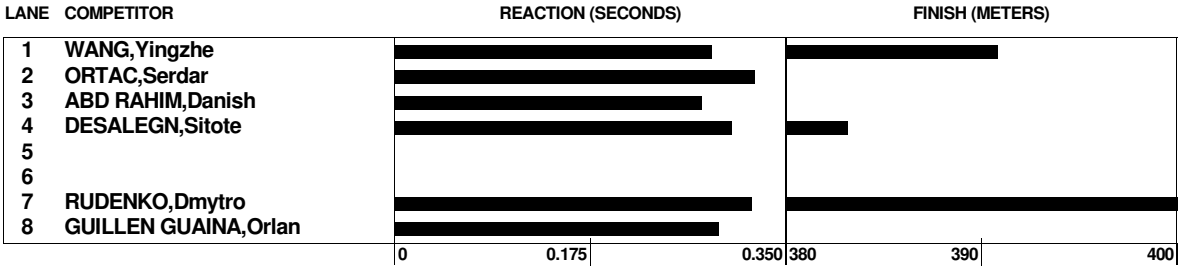

As of 25/07/2017 at 19:04

HEAT 2 OF 7

RANK	BIB	SURNAME & NAME	NOC	DATE OF BIRTH	LANE	R.T.	TIME
1	405	**DRACH Sergii**	UKR	02 APR 1988	8	0.222	**49.97** Q
2	388	**BAYDAS Hasan**	TUR	10 APR 1994	7	0.280	**50.56** Q
3	23	**RAHULIA Uladzislau**	BLR	24 APR 1998	2	0.266	**50.72** Q
4	221	**MUGO Kelvin**	KEN	13 NOV 1994	5	0.244	**51.32** q
5	120	**ORAM Malachi**	GBR	08 FEB 1996	6	0.284	**53.22**
6	279	**SUMUN Mohammad**	MAU	20 JAN 1991	4	0.369	**54.28**
7	96	**GOMEZ AYALA Victor**	ESP	17 SEP 1996	3	0.241	**56.58**

Qualification: First 3 in each heat (Q) and 3 fastest (q) to Semifinal

Details: Start time:19:07 Temperature:+29°C Humidity:51%

Legend

DQ = Disqualified
DNF = Did Not Finish
R.T. = Reaction
DNS = Did Not Start
Fn = False Start

KRONOS
DEAFLYMPICS

RANK	BIB	SURNAME & NAME	NOC	DATE OF BIRTH	LANE	R.T.	TIME

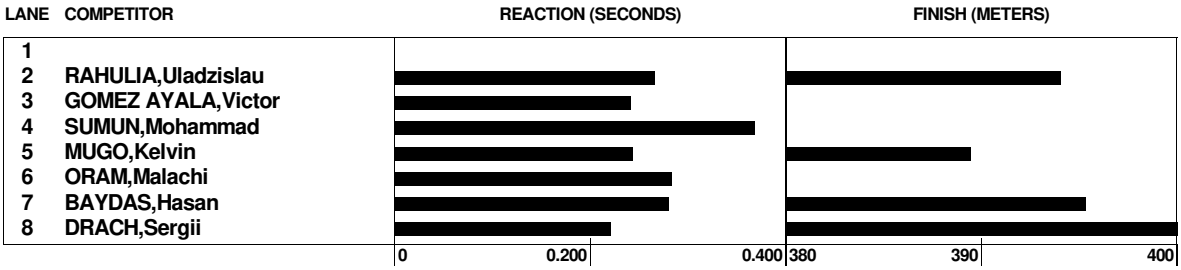

As of 25/07/2017 at 19:10

HEAT 3 OF 7

1	79	**ALMIRA ESPINOSA Roberto**	CUB	13 DEC 1992	6	0.313	**49.81**	Q
2	182	**OSANAI Satoshi**	JPN	21 JUL 1990	5	0.248	**52.47**	Q
3	5	**NACEUR Mohamed**	ALG	11 OCT 1989	4	0.480	**52.49**	Q
4	259	**ABURZIZA Salih**	LBA	16 FEB 2001	7	0.258	**56.00**	

NOT RANKED

	64	**KAMBIWA Moyopo**	CMR	05 DEC 1974	2		**DNS**
	88	**FELIX GALVEZ Carlos**	DOM	16 NOV 1999	8		**DNS**
	292	**KARKI Balaram**	NEP	27 MAR 1994	3		**DNS**

Qualification: First 3 in each heat (Q) and 3 fastest (q) to Semifinal

Details: Start time:19:17 Temperature:+29°C Humidity:51%

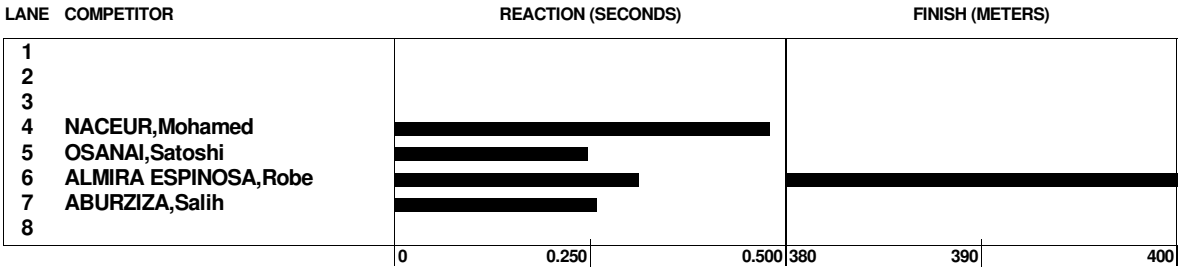

As of 25/07/2017 at 19:18

HEAT 4 OF 7

1	399	**SUZEN Yasin**	TUR	10 FEB 1994	2	0.266	**50.00**	Q
2	374	**ENCI Tadej**	SLO	19 AUG 1994	6	0.259	**50.77**	Q
3	319	**KULPA Michal**	POL	11 JUN 1987	4	0.379	**50.94**	Q
4	224	**MWANTHI Saulo**	KEN	23 SEP 1991	8	0.252	**51.15**	q
5	167	**AL-AZZAWI Basim**	IRQ	10 AUG 1990	3	0.350	**53.35**	
6	28	**MENDES Lucas**	BRA	02 MAR 1996	1	0.279	**54.26**	

NOT RANKED

	135	**AYISI Austine**	GHA	19 MAR 1991	5		**DNS**
	467	**AZIZI Ahmad**	AFG	25 APR 1987	7		**DNF**

Qualification: First 3 in each heat (Q) and 3 fastest (q) to Semifinal

Legend	
DQ = Disqualified	**DNS** = Did Not Start
DNF = Did Not Finish	**Fn** = False Start
R.T. = Reaction	

RANK	BIB	SURNAME & NAME	NOC	DATE OF BIRTH	LANE	R.T.	TIME

Details: Start time:19:26 Temperature:+29°C Humidity:51%

LANE	COMPETITOR
1	MENDES,Lucas
2	SUZEN,Yasin
3	AL-AZZAWI,Basim
4	KULPA,Michal
5	
6	ENCI,Tadej
7	
8	MWANTHI,Saulo

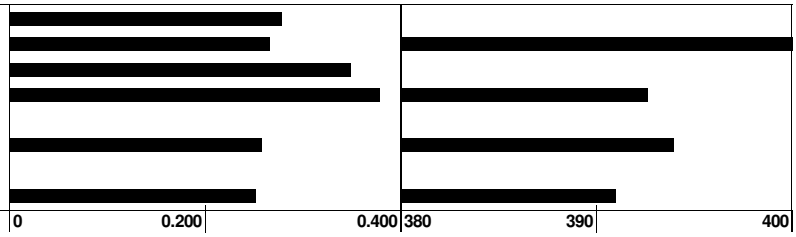

As of 25/07/2017 at 19:29

HEAT 5 OF 7

1	430	**FURLOUGH Delvin**	USA	27 AUG 1989	8	0.266	**50.21** Q
2	470	**ADONIJA Benson**	KEN	07 JUL 1992	7	0.271	**50.44** Q
3	36	**GAO Qingquan**	CHN	19 AUG 1992	6	0.271	**50.83** Q
4	117	**GRAHAM Mitchell**	GBR	05 MAR 1993	3	0.226	**52.92** q
5	321	**MIADZEL Lukasz**	POL	12 AUG 1986	1	0.247	**54.40**
6	166	**AL SAEDI Zaid**	IRQ	02 SEP 1995	5	0.266	**55.09**

NOT RANKED

	249	**ALHARBI Yousuf**	KUW	17 MAY 1989	2		**DNS**
	301	**NWABENU Uche**	NGR	15 NOV 1993	4		**DNS**

Qualification: First 3 in each heat (Q) and 3 fastest (q) to Semifinal

Details: Start time:19:35 Temperature:+29°C Humidity:51%

LANE	COMPETITOR
1	MIADZEL,Lukasz
2	
3	GRAHAM,Mitchell
4	
5	AL SAEDI,Zaid
6	GAO,Qingquan
7	ADONIJA,Benson
8	FURLOUGH,Delvin

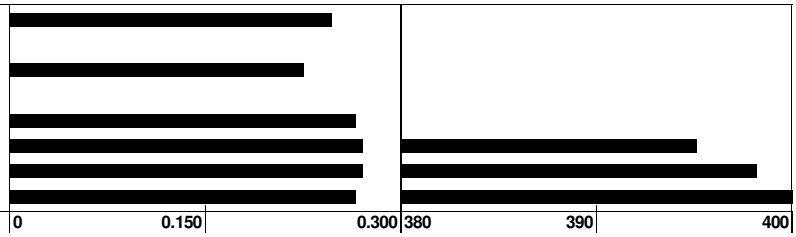

As of 25/07/2017 at 19:37

HEAT 6 OF 7

1	196	**YAMADA Maki**	JPN	07 JUN 1997	8	0.342	**49.93** Q
2	330	**ABDRAKHMANOV Artur**	RUS	16 MAY 1986	6		**50.38** Q
3	439	**PERRY Brady**	USA	23 NOV 1999	5	0.236	**50.97** Q
4	4	**HAMOUDI Walid**	ALG	21 JAN 1996	2	0.357	**53.21**
5	273	**ISMAIL Muhammed**	MAS	31 MAY 1996	3	0.233	**58.00**
6	155	**KURIAKOSE Jijo**	IND	21 JUN 1989	1	0.280	**58.98**

NOT RANKED

	302	**OLANIYAN Tope**	NGR	23 SEP 1997	7		**DNS**

Qualification: First 3 in each heat (Q) and 3 fastest (q) to Semifinal

Legend	
DQ = Disqualified	**DNS** = Did Not Start
DNF = Did Not Finish	**Fn** = False Start
R.T. = Reaction	

RANK	BIB	SURNAME & NAME	NOC	DATE OF BIRTH	LANE	R.T.	TIME

Details: Start time:19:43 Temperature:+29°C Humidity:51%

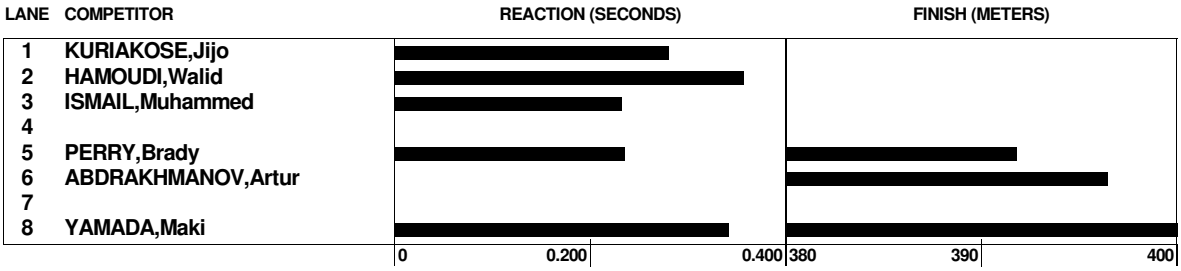

As of 25/07/2017 at 19:46

HEAT 7 OF 7

1	369	**SHARAPO Anton**	RUS	01 DEC 1995	4	0.215	**50.75** Q
2	277	**MUHAMAD Nur**	MAS	27 OCT 1999	6	0.606	**51.87** Q
3	204	**LAKTIONOV Dmitriy**	KAZ	17 SEP 1998	8	0.246	**52.82** Q
4	280	**SOTO Fabian**	MEX	20 JAN 1987	2	0.281	**59.08**

NOT RANKED

89	**MELENCIANO REYES Christo**	DOM	13 MAY 1998	7	**DNS**
307	**USMAN Garba**	NGR	24 JAN 1977	5	**DNS**
75	**MOSQUERA Roberto**	COL	22 FEB 1995	3	**DNF**

Qualification: First 3 in each heat (Q) and 3 fastest (q) to Semifinal

Details: Start time:19:51 Temperature:+29°C Humidity:51%



As of 25/07/2017 at 19:54

Legend	
DQ = Disqualified	**DNS** = Did Not Start
DNF = Did Not Finish	**Fn** = False Start
R.T. = Reaction	

SUMMARY

400 m - Men - First Round

WR	**45.29**	**GASKIN Wendel Jr**	19973	USA	KNOXVILLE	17 JUL 1994
DR	**47.09**	**GASKIN Jr. Wendell**	1973	USA	SOFIA	27 JUL 1993

RANK	BIB	SURNAME & NAME	NOC	DATE OF BIRTH	HEAT	LANE	RANK	TIME	
1	418	**RUDENKO Dmytro**	UKR	12 JUN 1990	1	7	1	**49.44**	Q
2	79	**ALMIRA ESPINOSA Roberto**	CUB	13 DEC 1992	3	6	1	**49.81**	Q
3	196	**YAMADA Maki**	JPN	07 JUN 1997	6	8	1	**49.93**	Q
4	405	**DRACH Sergii**	UKR	02 APR 1988	2	8	1	**49.97**	Q
5	399	**SUZEN Yasin**	TUR	10 FEB 1994	4	2	1	**50.00**	Q
6	430	**FURLOUGH Delvin**	USA	27 AUG 1989	5	8	1	**50.21**	Q
7	330	**ABDRAKHMANOV Artur**	RUS	16 MAY 1986	6	6	2	**50.38**	Q
8	470	**ADONIJA Benson**	KEN	07 JUL 1992	5	7	2	**50.44**	Q
9	388	**BAYDAS Hasan**	TUR	10 APR 1994	2	7	2	**50.56**	Q
10	48	**WANG Yingzhe**	CHN	14 MAY 1992	1	1	2	**50.60**	Q
11	23	**RAHULIA Uladzislau**	BLR	24 APR 1998	2	2	3	**50.72**	Q
12	369	**SHARAPO Anton**	RUS	01 DEC 1995	7	4	1	**50.75**	Q
13	374	**ENCI Tadej**	SLO	19 AUG 1994	4	6	2	**50.77**	Q
14	36	**GAO Qingquan**	CHN	19 AUG 1992	5	6	3	**50.83**	Q
15	319	**KULPA Michal**	POL	11 JUN 1987	4	4	3	**50.94**	Q
16	439	**PERRY Brady**	USA	23 NOV 1999	6	5	3	**50.97**	Q
17	224	**MWANTHI Saulo**	KEN	23 SEP 1991	4	8	4	**51.15**	q
18	221	**MUGO Kelvin**	KEN	13 NOV 1994	2	5	4	**51.32**	q
19	108	**DESALEGN Sitote**	ETH	28 MAR 1999	1	4	3	**51.61**	Q
20	277	**MUHAMAD Nur**	MAS	27 OCT 1999	7	6	2	**51.87**	Q
21	182	**OSANAI Satoshi**	JPN	21 JUL 1990	3	5	2	**52.47**	Q
22	5	**NACEUR Mohamed**	ALG	11 OCT 1989	3	4	3	**52.49**	Q
23	204	**LAKTIONOV Dmitriy**	KAZ	17 SEP 1998	7	8	3	**52.82**	Q
24	117	**GRAHAM Mitchell**	GBR	05 MAR 1993	5	3	4	**52.92**	q
25	4	**HAMOUDI Walid**	ALG	21 JAN 1996	6	2	4	**53.21**	
26	120	**ORAM Malachi**	GBR	08 FEB 1996	2	6	5	**53.22**	
27	398	**ORTAC Serdar**	TUR	24 JAN 1997	1	2	4	**53.27**	
28	167	**AL-AZZAWI Basim**	IRQ	10 AUG 1990	4	3	5	**53.35**	
29	269	**ABD RAHIM Danish**	MAS	02 JAN 1996	1	3	5	**54.24**	
30	28	**MENDES Lucas**	BRA	02 MAR 1996	4	1	6	**54.26**	
31	279	**SUMUN Mohammad**	MAU	20 JAN 1991	2	4	6	**54.28**	
32	321	**MIADZEL Lukasz**	POL	12 AUG 1986	5	1	5	**54.40**	
33	166	**AL SAEDI Zaid**	IRQ	02 SEP 1995	5	5	6	**55.09**	
34	451	**GUILLEN GUAINA Orlando**	VEN	19 APR 1998	1	8	6	**55.57**	
35	259	**ABURZIZA Salih**	LBA	16 FEB 2001	3	7	4	**56.00**	
36	96	**GOMEZ AYALA Victor**	ESP	17 SEP 1996	2	3	7	**56.58**	
37	273	**ISMAIL Muhammed**	MAS	31 MAY 1996	6	3	5	**58.00**	
38	155	**KURIAKOSE Jijo**	IND	21 JUN 1989	6	1	6	**58.98**	
39	280	**SOTO Fabian**	MEX	20 JAN 1987	7	2	4	**59.08**	

NOT RANKED

Legend	
DQ = Disqualified	**DNS** = Did Not Start
DNF = Did Not Finish	**Fn** = False Start
R.T. = Reaction	

RANK	BIB	SURNAME & NAME	NOC	DATE OF BIRTH	HEAT	LANE	RANK	WIND	TIME
	64	**KAMBIWA Moyopo**	CMR	05 DEC 1974	3	2			**DNS**
	88	**FELIX GALVEZ Carlos**	DOM	16 NOV 1999	3	8			**DNS**
	89	**MELENCIANO REYES Christo**	DOM	13 MAY 1998	7	7			**DNS**
	135	**AYISI Austine**	GHA	19 MAR 1991	4	5			**DNS**
	249	**ALHARBI Yousuf**	KUW	17 MAY 1989	5	2			**DNS**
	292	**KARKI Balaram**	NEP	27 MAR 1994	3	3			**DNS**
	301	**NWABENU Uche**	NGR	15 NOV 1993	5	4			**DNS**
	302	**OLANIYAN Tope**	NGR	23 SEP 1997	6	7			**DNS**
	307	**USMAN Garba**	NGR	24 JAN 1977	7	5			**DNS**
	75	**MOSQUERA Roberto**	COL	22 FEB 1995	7	3			**DNF**
	327	**ZAGAJEWSKI Rafal**	POL	20 OCT 1997	1	6			**DNF**
	436	**JONES Nicholas**	USA	23 JAN 1995	1	5			**DNF**
	467	**AZIZI Ahmad**	AFG	25 APR 1987	4	7			**DNF**

Qualification: First 3 in each heat (Q) and 3 fastest (q) to Semifinal

Legend	
DQ = Disqualified	**DNS** = Did Not Start
DNF = Did Not Finish	**Fn** = False Start
R.T. = Reaction	

Long Jump - Men - First Round

WR	**7.94**	**SMITH Charles**	1966	USA	NEW BRITAIN	30 JUL 1983
DR	**7.63**	**SMITH Dean**	1967	AUS	CHRISTCHURCH	10 JAN 1989

GROUP A

RANK	BIB	SURNAME & NAME	NOC	ORD	- 1 -	- 2 -	- 3 -	- 4 -	- 5 -	- 6 -	RESULT	
		DATE OF BIRTH										
1	257	**GRENINS Maris**	LAT	8	6.84	6.90	-				**6.90**	q
		25 FEB 1981			*-0.2*	*+0.8*					***+0.8***	
2	367	**PAKIN Ivan**	RUS	13	X	6.49	6.59				**6.59**	q
		18 MAY 1991			*+0.3*	*+0.9*	*+0.8*				***+0.8***	
3	343	**FEDORENKOV Denis**	RUS	9	X	6.41	-				**6.41**	q
		18 MAR 1996			*0.0*	*+0.9*					***+0.9***	
4	18	**KOZICH Aliaksandr**	BLR	10	6.16	X	6.37				**6.37**	q
		09 OCT 1987			*0.0*	*+1.1*	*+0.7*				***+0.7***	
5	403	**DANYLCHENKO Volodymyr**	UKR	3	6.19	6.16	6.24				**6.24**	q
		12 OCT 1992			*+0.2*	*+1.2*	*+0.9*				***+0.9***	
6	157	**PALLATHU SUBHASH Ajeesh**	IND	2	5.97	6.00	6.17				**6.17**	
		04 AUG 1994			*0.0*	*+0.7*	*+0.9*				***+0.9***	
7	285	**KEITA Moussa**	MLI	1	5.43	5.21	5.35				**5.43**	
		05 AUG 1990			*-0.4*	*+0.4*	*+1.3*				***-0.4***	
8	425	**ANDERSON Jadan**	USA	6	4.94	5.06	4.86				**5.06**	
		07 JAN 2000			*-0.1*	*+0.9*	*+1.3*				***+0.9***	
9	56	**AMON Patrick**	CIV	5	4.89	4.81	4.67				**4.89**	
		08 OCT 1989			*+0.2*	*+1.1*	*+1.2*				***+0.2***	

NOT RANKED

68	**TAGNE Mountessou**	CMR	11	**DNS**
	18 JAN 1990			
133	**AMEGASHIE Eugene**	GHA	4	**DNS**
	13 NOV 1990			
141	**LARTEY Gabriel**	GHA	7	**DNS**
	17 APR 1997			
249	**ALHARBI Yousuf**	KUW	12	**DNS**
	17 MAY 1989			

Qualification: 7.00 m (Q) or first 12 (q) to Final

Starting order	1	2	3	4	5	6	7	8	9	10	11	12	13		
	285	157	403	133	56	425	141	257	343	18	68	249	367		

Details:

Start time:19:20 Temperature:+25°C Humidity:60%
Finish Time:19:52 Temperature:+25°C Humidity:59%

As of 25/07/2017 at 19:52

Legend

DQ = Disqualified	**DNS** = Did Not Start
DNF = Did Not Finish	**NM** = No Result
- = Did Not Attempt	**X** = Failed
ORD = Order	

RANK	BIB	SURNAME & NAME	NOC	ORD	- 1 -	- 2 -	- 3 -	- 4 -	- 5 -	- 6 -	RESULT	
		DATE OF BIRTH										

GROUP B

1	85	**NOSEK Jakub**	CZE	6	X	7.07	-			**7.07**	Q
		30 OCT 1989			*+1.5*	*+1.4*				***+1.4***	
2	361	**KULIKOV Maxim**	RUS	11	6.92	-	-			**6.92**	q
		30 MAY 1984			*+1.0*					***+1.0***	
3	328	**COSTA Hemilton**	POR	4	6.81	6.50	-			**6.81**	q
		29 JUN 1991			*+0.7*	*0.0*				***+0.7***	
4	22	**MAISTRENKA Aliaksandr**	BLR	7	X	6.14	6.65			**6.65**	q
		27 APR 2000			*+0.6*	*+1.5*	*+0.5*			***+0.5***	
5	380	**SAWASDEE Surachai**	THA	12	6.49	6.52	6.58			**6.58**	q
		25 MAR 1995			*+0.1*	*+0.1*	*+1.0*			***+1.0***	
6	17	**HRALKO Raman**	BLR	1	6.58	-	-			**6.58**	q
		28 MAR 1992			*+0.5*					***+0.5***	
7	258	**SOKLAKOVS Sergejs**	LAT	14	6.50	6.38	6.33			**6.50**	q
		21 JAN 1995			*+1.0*	*-0.5*	*+1.3*			***+1.0***	
8	50	**XU Zhenqing**	CHN	10	3.65	6.09	6.12			**6.12**	
		20 FEB 1989			*+0.9*	*+0.9*	*0.0*			***0.0***	
9	452	**SUTIL Jose**	VEN	13	6.04	5.29	5.70			**6.04**	
		20 FEB 1994			*+0.5*	*-0.7*	*+0.5*			***+0.5***	
10	464	**DUVAL Jean**	MAU	3	X	5.79	X			**5.79**	
		16 JUL 1994			*+1.2*	*+0.8*				***+0.8***	

NOT RANKED

	70	**YEMELE Dongmeza**	CMR	2	**DNS**
		29 JAN 1982			
	138	**BROWN Teddy**	GHA	5	**DNS**
		20 OCT 1987			
	245	**ALAJMI Abdullah**	KUW	8	**DNS**
		02 JAN 1984			
	247	**ALAJMI Shebeeb**	KUW	9	**DNS**
		12 MAR 1986			

Qualification: 7.00 m (Q) or first 12 (q) to Final

Starting order	1	2	3	4	5	6	7	8	9	10	11	12	13	14	
	17	70	464	328	138	85	22	245	247	50	361	380	452	258	

Details: Start time:20:14 Temperature:+23°C Humidity:60%
Finish Time:20:45 Temperature:+21°C Humidity:62%

As of 25/07/2017 at 20:48

Legend	
DQ = Disqualified	**DNS** = Did Not Start
DNF = Did Not Finish	**NM** = No Result
- = Did Not Attempt	**X** = Failed
ORD = Order	

SUMMARY

Long Jump - Men - First Round

WR	**7.94**	**SMITH Charles**	1966	USA	NEW BRITAIN	30 JUL 1983
DR	**7.63**	**SMITH Dean**	1967	AUS	CHRISTCHURCH	10 JAN 1989

RANK	BIB	SURNAME & NAME	NOC	DATE OF BIRTH	GROUP	ORD	RANK	WIND	RESULT	
1	85	**NOSEK Jakub**	CZE	30 OCT 1989	B	6	1	+1.4	**7.07**	Q
2	361	**KULIKOV Maxim**	RUS	30 MAY 1984	B	11	2	+1.0	**6.92**	q
3	257	**GRENINS Maris**	LAT	25 FEB 1981	A	8	1	+0.8	**6.90**	q
4	328	**COSTA Hemilton**	POR	29 JUN 1991	B	4	3	+0.7	**6.81**	q
5	22	**MAISTRENKA Aliaksandr**	BLR	27 APR 2000	B	7	4	+0.5	**6.65**	q
6	367	**PAKIN Ivan**	RUS	18 MAY 1991	A	13	2	+0.8	**6.59**	q
7	380	**SAWASDEE Surachai**	THA	25 MAR 1995	B	12	5	+1.0	**6.58**	q
8	17	**HRALKO Raman**	BLR	28 MAR 1992	B	1	6	+0.5	**6.58**	q
9	258	**SOKLAKOVS Sergejs**	LAT	21 JAN 1995	B	14	7	+1.0	**6.50**	q
10	343	**FEDORENKOV Denis**	RUS	18 MAR 1996	A	9	3	+0.9	**6.41**	q
11	18	**KOZICH Aliaksandr**	BLR	09 OCT 1987	A	10	4	+0.7	**6.37**	q
12	403	**DANYLCHENKO Volodymyr**	UKR	12 OCT 1992	A	3	5	+0.9	**6.24**	q
13	157	**PALLATHU SUBHASH Ajeesh**	IND	04 AUG 1994	A	2	6	+0.9	**6.17**	
14	50	**XU Zhenqing**	CHN	20 FEB 1989	B	10	8	0.0	**6.12**	
15	452	**SUTIL Jose**	VEN	20 FEB 1994	B	13	9	+0.5	**6.04**	
16	464	**DUVAL Jean**	MAU	16 JUL 1994	B	3	10	+0.8	**5.79**	
17	285	**KEITA Moussa**	MLI	05 AUG 1990	A	1	7	-0.4	**5.43**	
18	425	**ANDERSON Jadan**	USA	07 JAN 2000	A	6	8	+0.9	**5.06**	
19	56	**AMON Patrick**	CIV	08 OCT 1989	A	5	9	+0.2	**4.89**	

NOT RANKED

BIB	SURNAME & NAME	NOC	DATE OF BIRTH	GROUP	ORD	
68	**TAGNE Mountessou**	CMR	18 JAN 1990	A	11	**DNS**
70	**YEMELE Dongmeza**	CMR	29 JAN 1982	B	2	**DNS**
133	**AMEGASHIE Eugene**	GHA	13 NOV 1990	A	4	**DNS**
138	**BROWN Teddy**	GHA	20 OCT 1987	B	5	**DNS**
141	**LARTEY Gabriel**	GHA	17 APR 1997	A	7	**DNS**
245	**ALAJMI Abdullah**	KUW	02 JAN 1984	B	8	**DNS**
247	**ALAJMI Shebeeb**	KUW	12 MAR 1986	B	9	**DNS**
249	**ALHARBI Yousuf**	KUW	17 MAY 1989	A	12	**DNS**

Qualification: 7.00 m (Q) or first 12 (q) to Final

Legend

DQ = Disqualified
DNF = Did Not Finish
ORD = Order
DNS = Did Not Start
NM = No Result

RECORDS BROKEN BY EVENT
DAY 3

EVENT	DATE	ROUND	BIB	NAME	NAT	BORN	RESULT	RECORDS
High Jump		**Men**						
	25 July 2017	Final	343	FEDORENKOV Denis	RUS	1996	2.09	DR
	25 July 2017	Final	343	FEDORENKOV Denis	RUS	1996	2.11	DR
	25 July 2017	Final	343	FEDORENKOV Denis	RUS	1996	2.13	WR, DR
3000 SC		**Men**						
	25 July 2017	Final	238	WANJIRU Lucas	KEN	1989	9:04.82	DR

START LIST

ORD BIB SURNAME & NAME NOC DATE OF BIRTH S.BEST



Discus Throw - Men - First Round

WR	**58.10**	**PONTON Cristian**	1978	ITA	GORIZIA	15 JUL 2000
DR	**57.76**	**KALMYKOV Dmitry**	1992	RUS	SOFIA	01 AUG 2013

GROUP A — 26 JUL 2017 16:00

1	76	**MURILLO Pedro**	COL	22 SEP 1986	**42.85**	A
2	402	**BILOKON Oleg**	UKR	31 JUL 1977	**53.96**	A
3	46	**SHEN Haijun**	CHN	23 JUL 1987	**45.85**	A
4	94	**CANO GARCIA Salvador**	ESP	05 MAY 1987	**38.97**	A
5	392	**CALHAN Serhan**	TUR	24 APR 1994	**40.43**	A
6	266	**JURKSA Mindaugas**	LTU	14 OCT 1992	**48.30**	A
7	324	**ROZUMCZYK Tomasz**	POL	07 JUN 1989	**45.00**	A
8	199	**YUGAMI Masateru**	JPN	14 APR 1993	**57.55**	A
9	446	**WEIS Alex**	USA	15 AUG 1994	**48.47**	A
10	254	**HUSAIN Jaber**	KUW	17 SEP 1978	**38.00**	A

GROUP B — 26 JUL 2017 17:20

1	260	**ABUSHAIRA Nedal**	LBA	23 SEP 1991	**42.15**	A
2	246	**ALAJMI Bader**	KUW	29 MAR 1985	**38.00**	A
3	265	**IVASKEVICIUS Vytenis**	LTU	09 JUL 1992	**39.00**	A
4	160	**PIRAYGHARCHAMAN Sajjad**	IRI	23 JAN 1993	**57.25**	A
5	124	**BISCHLAGER Christoph**	GER	17 JUL 1983	**45.50**	A
6	65	**KOUNG Mpele**	CMR	23 DEC 1974	**41.80**	A
7	350	**KALMYKOV Dmitry**	RUS	28 FEB 1992	**57.01**	A
8	37	**GAO Yongqiang**	CHN	09 OCT 1984	**45.72**	A
9	435	**HOCKMAN Jacob**	USA	15 MAR 1994	**46.68**	A
10	83	**PEREZ PEREZ Hector**	CUB	17 SEP 1988	**48.40**	A

Qualification: m (Q) or first 12 (q) to Final

Deaflympics Records

57.76	**KALMYKOV** Dmitry	1992	RUS	SOFIA	01 AUG 2013
53.24	**NIEMUTH** David		USA	LOS ANGELES	13 JUL 1985
46.90	**HOLCOMB** Jeffrey		USA	BUCHAREST	21 JUL 1977
46.86	**HENES** Thomas		USA	BELGRADE	11 AUG 1969
44.23	**GAFFKE** Stefan		POL	WASHINGTON	1/965
41.52	**RIPIC** Thomas		USA	HELSINKI	08 AUG 1961
38.90	**WESTLING** Wilhelm		SWE	STOCKHOLM	27 AUG 1939
35.48	**RAHMN** Nils		SWE	NUREMBERG	23 AUG 1931
28.12	**BRUNNER** Antoine		FRA	AMSTERDAM	28 AUG 1928
25.00	**RUELLAND** Yves		FRA	PARIS	14 AUG 1924

START LIST

400 m - Men - Semifinal

WR	**45.29**	**GASKIN JR Wendell**	1973	USA	KNOXVILLE	17 JUL 1994
DR	**47.09**	**GASKIN JR Wendell**	1973	USA	SOFIA	27 JUL 1993

SEMIFINAL 1 OF 3

26 JUL 2017 17:00

LANE	BIB	SURNAME & NAME	NOC	DATE OF BIRTH	QUAL
1	5	**NACEUR Mohamed**	ALG	11 OCT 1989	**52.49**
2	224	**MWANTHI Saulo**	KEN	23 SEP 1991	**51.15**
3	399	**SUZEN Yasin**	TUR	10 FEB 1994	**50.00**
4	79	**ALMIRA ESPINOSA Roberto**	CUB	13 DEC 1992	**49.81**
5	330	**ABDRAKHMANOV Artur**	RUS	16 MAY 1986	**50.38**
6	48	**WANG Yingzhe**	CHN	14 MAY 1992	**50.60**
7	182	**OSANAI Satoshi**	JPN	21 JUL 1990	**52.47**
8	439	**PERRY Brady**	USA	23 NOV 1999	**50.97**

SEMIFINAL 2 OF 3

26 JUL 2017 17:05

LANE	BIB	SURNAME & NAME	NOC	DATE OF BIRTH	QUAL
1	204	**LAKTIONOV Dmitriy**	KAZ	17 SEP 1998	**52.82**
2	117	**GRAHAM Mitchell**	GBR	05 MAR 1993	**52.92**
3	470	**ADONIJA Benson**	KEN	07 JUL 1992	**50.44**
4	405	**DRACH Sergii**	UKR	02 APR 1988	**49.97**
5	388	**BAYDAS Hasan**	TUR	10 APR 1994	**50.56**
6	196	**YAMADA Maki**	JPN	07 JUN 1997	**49.93**
7	23	**RAHULIA Uladzislau**	BLR	24 APR 1998	**50.72**
8	36	**GAO Qingquan**	CHN	19 AUG 1992	**50.83**

SEMIFINAL 3 OF 3

26 JUL 2017 17:10

LANE	BIB	SURNAME & NAME	NOC	DATE OF BIRTH	QUAL
1	108	**DESALEGN Sitote**	ETH	28 MAR 1999	**51.61**
2	221	**MUGO Kelvin**	KEN	13 NOV 1994	**51.32**
3	374	**ENCI Tadej**	SLO	19 AUG 1994	**50.77**
4	369	**SHARAPO Anton**	RUS	01 DEC 1995	**50.75**
5	418	**RUDENKO Dmytro**	UKR	12 JUN 1990	**49.44**
6	430	**FURLOUGH Delvin**	USA	27 AUG 1989	**50.21**
7	319	**KULPA Michal**	POL	11 JUN 1987	**50.94**
8	277	**MUHAMAD Nur**	MAS	27 OCT 1999	**51.87**

Qualification: First 2 in each heat (Q) and 2 fastest (q) to Final

Deaflympics Records

47.09	**GASKIN JR** Wendell	1973	USA SOFIA	27 JUL 1993
47.00 M	**BOND** Leo		USA BUCHAREST	24 JUL 1977
47.50 M	**POLLAKOWSKI** Gert		GDR MALMOE	27 JUL 1973
48.00 M	**DAMBERGS** Nikolajs		URS BELGRADE	13 AUG 1969
48.90 M	**DZHURUZ** Leonid		URS WASHINGTON	01 JUL 1965
49.70 M	**WERNIMONT** Dennis		USA MILAN	28 AUG 1957
49.70 M	**PEDERSEN** Willy		DEN MILAN	28 AUG 1957
50.80 M	**WERNIMONT** Dennis		USA MILAN	26 AUG 1957
51.20 M	**SMITH** Edwin		USA MILAN	26 AUG 1957
51.60 M	**BAATH** Bertil		USA STOCKHOLM	27 AUG 1939

START LIST

400 m - Women - Semifinal

WR	**55.35**	**TSIARENTSYEVA Alena**	1982	BLR	SOFIA	31 JUL 2013
DR	**55.35**	**TSIARENTSYEVA Alena**	1982	BLR	SOFIA	31 JUL 2013

SEMIFINAL 1 OF 3

26 JUL 2017 17:30

LANE	BIB	SURNAME & NAME	NOC	DATE OF BIRTH		QUAL
2	354	**KHALADZHAN Asya**	RUS	12 JUN 1992	**56.72**	A
3	232	**WAFULA Ruth**	KEN	21 APR 1999	**1:00.90**	A
4	303	**ONASANYA Oyindamola**	NGR	14 NOV 1997	**1:02.15**	A
5	443	**STEIN Nicola**	USA	15 AUG 2000	**1:02.50**	B
6	25	**TSIARENTSYEVA Alena**	BLR	24 APR 1982	**56.00**	A
7	413	**LANDINA Viktoriia**	UKR	27 AUG 1991	**58.80**	A

SEMIFINAL 2 OF 3

26 JUL 2017 17:35

LANE	BIB	SURNAME & NAME	NOC	DATE OF BIRTH		QUAL
2	300	**ELIJAH Sam**	NGR	25 JUN 2000	**1:02.18**	A
3	40	**HUANG Huang**	CHN	01 MAY 1997	**1:01.41**	A
4	459	**MUSHIPI Ernestina**	ZAM	20 APR 1995	**53.40**	A
5	407	**IEZLOVETSKA Natalia**	UKR	21 NOV 1983	**57.40**	A
6	360	**KUDRIAVTSEVA Ekaterina**	RUS	01 JUL 1986	**57.69**	A
7	438	**MCKITTY Shellane**	USA	17 APR 1993	**1:01.10**	A

SEMIFINAL 3 OF 3

26 JUL 2017 20:40

LANE	BIB	SURNAME & NAME	NOC	DATE OF BIRTH		QUAL
2	15	**HANCHAROVA Yana**	BLR	09 FEB 1988	**59.80**	A
3	33	**CHEN Yan**	CHN	19 FEB 1997	**1:02.02**	A
4	331	**ABUBIAKIROVA Iuliia**	RUS	27 AUG 1996	**56.91**	A
5	441	**SCOTT Jaida**	USA	06 APR 2000	**1:03.20**	B
6	411	**KUPRYCH Solomiia**	UKR	10 JAN 1990	**58.00**	A
7	460	**SAKALA Diniwe**	ZAM	27 JUL 1998	**54.00**	A

Qualification: First 2 in each heat (Q) and 2 fastest (q) to Final

Deaflympics Records

55.35	**TSIARENTSYEVA** Alena	1982	BLR	SOFIA	31 JUL 2013
56.12	**PEFFERS** Laren		GBR	TAIPEI	7/009
56.67	**IZBASH** Inna		UKR	ROMA	27 JUL 2001
56.69	**BANTZIANOULI** Despoina		GRE	COPENHAGEN	21 JUL 1997
56.60 M	**WINDBRAKE** Rita		FRG	BUCHAREST	20 JUL 1977
56.60 M	**ZAWADZKA** HALINA		POL	BUCHAREST	20 JUL 1977
57.40 M	**GARGAN** Sharon		AUS	BUCHAREST	19 JUL 1977
59.00 M	**WINDBRAKE** Rita		FRG	BELGRADE	10 AUG 1969

START LIST

100 m Hurdles - Women - Final

WR	**14.21**	**SHAPOVAL Yuliya**	1988	UKR	SOFIA	02 AUG 2013
WR	**14.21**	**VANDERMEULEN Janna**	1990	USA	SOFIA	02 AUG 2013
DR	**14.21**	**SHAPOVAL Yuliya**	1988	UKR	SOFIA	02 AUG 2013
DR	**14.21**	**VANDERMEULEN Janna**	1990	USA	SOFIA	02 AUG 2013

26 JUL 2017 18:00

LANE	BIB	SURNAME & NAME	NOC	DATE OF BIRTH	QUAL
2	190	**TAI Sayuri**	JPN	14 APR 1979	**14.64** A
3	356	**KLECHKINA Anastasia**	RUS	04 AUG 1994	**14.85** A
4	422	**TURKOVA Olena**	UKR	26 FEB 1996	**14.76** A
5	103	**LANDAR Marja-Liisa**	EST	19 JUL 1990	**15.53** A
6	104	**OLENKO Kairit**	EST	21 DEC 1985	**14.38** A
7	445	**VANDERMEULEN Janna**	USA	08 MAY 1990	**14.21** A
8	419	**SHAPOVAL Yuliia**	UKR	28 APR 1988	**14.11** A

Deaflympics Records

14.21	**SHAPOVAL** Yuliya	1988	UKR	SOFIA	02 AUG 2013
14.21	**VANDERMEULEN** Janna		USA	SOFIA	02 AUG 2013
14.40	**OLENKO** Kairit		EST	TAIPEI	12 SEP 2009
14.75	**BODY** Jennifer		USA	LOS ANGELES	15 JUL 1985
14.70 M	**BARKER** Donna		USA	MALMO	27 JUL 1973

START LIST

Shot Put - Women - Final

WR	**15.33**	**KRISTOFICOVA Ivana**	1990	SVK	SOFIA	01 AUG 2013
DR	**15.33**	**KRISTOFICOVA Ivana**	1990	SVK	SOFIA	1/013

26 JUL 2017 18:10

ORD	BIB	SURNAME & NAME	NOC	DATE OF BIRTH	QUAL
1	363	**MAMLINA Anastasia**	RUS	23 JAN 1993	**12.96** A
2	202	**KHIZHNYAKOVA Olga**	KAZ	27 FEB 1994	**12.60** A
3	43	**LIU Li**	CHN	08 FEB 1984	**12.07** A
4	268	**VORONECKAJA Larisa**	LTU	12 JAN 1983	**14.10** A
5	377	**KRISTOFICOVA Ivana**	SVK	24 MAY 1990	**15.38** A
6	338	**BIZIAKINA Svetlana**	RUS	06 NOV 1994	**14.57** A
7	423	**URSULENKO Nataliia**	UKR	30 JUN 1985	**14.97** A
8	45	**REN Chunxia**	CHN	22 FEB 1984	**13.44** A
9	397	**KOC Fatmagl**	TUR	08 AUG 1996	**12.20** A
10	84	**MATOUSKOVA Lenka**	CZE	16 DEC 1993	**12.52** A

Deaflympics Records

15.33	**KRISTOFICOVA** Ivana	1990	SVK	SOFIA	1/013
14.63	**URSLENKO** Nataliia		UKR	SOFIA	1/013
14.49	**KALINA** Olga		URS	MALMO	23 JUL 1973
12.99	**VARAKINA** Faina		URS	WASHINGTON	1/965
12.34	**ANTONOVA** Faina		URS	MILAN	2/957
10.26	**RAFOSS** Birgit		NOR	BRUSSELS	18 AUG 1953
9.46	**SPERLING** Hildegard		GER	STOCKHOLM	25 AUG 1939
9.31	**KJELLIN** Aina		SWE	NREMBERG	23 AUG 1931

START LIST

800 m - Men - First Round

WR	**1:49.70**	**MBOND Leo**	1956	USA	BUCHAREST	21 JUL 1977
DR	**1:49.70**	**BOND Leo**	1954	USA	BUCHAREST	21 JUL 1977

HEAT 1 OF 4 — 26 JUL 2017 18:30

LANE	BIB	SURNAME & NAME	NOC	DATE OF BIRTH	S.BEST	
2	74	**MENA Luis**	COL	12 APR 1989	**2:01.30**	A
3	379	**JAITEP Uthai**	THA	21 FEB 1991	**2:06.31**	B
4	243	**LEE Mooyong**	KOR	20 SEP 1989	**1:51.69**	A
5	7	**ZEGHBIB Abdelwahid**	ALG	20 DEC 1993	**2:01.06**	A
6	307	**USMAN Garba**	NGR	24 JAN 1977	**2:06.03**	B
7	79	**ALMIRA ESPINOSA Roberto**	CUB	13 DEC 1992	**1:55.50**	A
8	334	**ANDREEV Andrey**	RUS	06 OCT 1986	**1:55.20**	A

HEAT 2 OF 4 — 26 JUL 2017 18:29

LANE	BIB	SURNAME & NAME	NOC	DATE OF BIRTH	S.BEST	
2	442	**SINGLETON Michael**	USA	17 SEP 1999	**2:03.50**	B
3	220	**MENJO Baxtone**	KEN	20 AUG 1989	**1:58.80**	A
4	204	**LAKTIONOV Dmitriy**	KAZ	17 SEP 1998	**2:05.00**	B
5	168	**YAHYA Ahmed**	IRQ	11 MAY 1990	**1:58.00**	A
6	176	**MORIMITSU Yuya**	JPN	21 JUL 1995	**1:55.09**	A
7	319	**KULPA Michal**	POL	11 JUN 1987	**1:53.00**	A

HEAT 3 OF 4 — 26 JUL 2017 18:29

LANE	BIB	SURNAME & NAME	NOC	DATE OF BIRTH	S.BEST	
2	57	**KOFFI Dja**	CIV	18 JUN 1986	**2:04.15**	B
3	155	**KURIAKOSE Jijo**	IND	21 JUN 1989	**1:58.80**	A
4	100	**MARTINEZ MORGA Jaime**	ESP	23 JAN 1995	**1:53.19**	A
5	280	**SOTO Fabian**	MEX	20 JAN 1987	**1:53.24**	A
6	216	**KOECH John**	KEN	29 AUG 1986	**1:58.50**	A
7	449	**ELIAS Nestor**	VEN	20 MAY 1996	**2:05.00**	B

HEAT 4 OF 4 — 26 JUL 2017 18:29

LANE	BIB	SURNAME & NAME	NOC	DATE OF BIRTH	S.BEST	
2	229	**WAMBUI Kelvin K.**	KEN			
3	125	**BLEY Alexander**	GER	24 DEC 1990	**1:52.44**	A
4	335	**BAGANOV Daniil**	RUS	10 MAY 1992	**1:55.15**	A
5	6	**YETTOU Mohamed**	ALG	26 NOV 1992	**1:59.46**	A
6	13	**CHARNIAK Aliaksandr**	BLR	23 NOV 1990	**1:57.00**	A
7	440	**PETERS Junior**	USA	20 OCT 1997	**2:01.40**	A
8	145	**OWUSU Francis**	GHA	30 APR 1987	**2:05.30**	B

Qualification: First 3 in each heat (Q) and 4 fastest (q) to Semifinal

LANE	BIB	SURNAME & NAME	NOC	DATE OF BIRTH	S.BEST

Deaflympics Records					
1:49.70		**BOND** Leo	1954	USA BUCHAREST	21 JUL 1977
1:55.10	M	**DZHURUZ** Leonid		URS WASHINGTON	29 JUN 1965
1:56.60	M	**NYGAARD** Karl		USA WASHINGTON	28 JUN 1965
1:56.60	M	**PEDERSEN** Willy		DEN MILAN	30 AUG 1957
1:57.80	M	**BAATH** Bertil		SWE STOCKHOLM	25 AUG 1939
1:59.80	M	**HALL** Andrew		GBR LONDON	21 AUG 1935
2:08.20	M	**CHRISTENSEN** Tage		DEN NUREMBERG	22 AUG 1931
2:08.40	M	**RIEDINGER** Maurice		FRA AMSTERDAM	23 AUG 1928

START LIST

Long Jump - Men - Final

WR	**7.94**	**SMITH Charles**	1966	USA	NEW BRITAIN	30 JUL 1983
DR	**7.63**	**SMITH Dean**	1967	AUS	CHRISTCHURCH	10 JAN 1989

FINAL **26 JUL 2017 18:40**

ORD	BIB	SURNAME & NAME	NOC	DATE OF BIRTH	QUAL
1	258	**SOKLAKOVS Sergejs**	LAT	21 JAN 1995	**6.83** A
2	18	**KOZICH Aliaksandr**	BLR	09 OCT 1987	**6.55** A
3	361	**KULIKOV Maxim**	RUS	30 MAY 1984	**6.94** A
4	17	**HRALKO Raman**	BLR	28 MAR 1992	**7.10** A
5	22	**MAISTRENKA Aliaksandr**	BLR	27 APR 2000	**6.65** A
6	343	**FEDORENKOV Denis**	RUS	18 MAR 1996	**6.86** A
7	367	**PAKIN Ivan**	RUS	18 MAY 1991	**7.09** A
8	257	**GRENINS Maris**	LAT	25 FEB 1981	**6.94** A
9	85	**NOSEK Jakub**	CZE	30 OCT 1989	**7.25** A
10	328	**COSTA Hemilton**	POR	29 JUN 1991	**6.81** A
11	403	**DANYLCHENKO Volodymyr**	UKR	12 OCT 1992	**6.61** A
12	380	**SAWASDEE Surachai**	THA	25 MAR 1995	**6.58** B

Deaflympics Records

7.63	**SMITH** Dean	1967	AUS	CHRISTCHURCH	10 JAN 1989
7.33	**BEDNAREK** Miroslaw		FRG	LOS ANGELES	12 JUL 1985
7.19	**SAYEVKY** Oleksandr		URS	BUCHAREST	20 JUL 1977
7.15	**HANNU** Vesa		FIN	BELGRADE	1/969
6.94	**SIMONENKO** Anatole		URS	MILAN	27 AUG 1957
6.73	**ASTROM** Karl		SWE	STOCKHOLM	26 AUG 1939
6.40	**REINMUND** Paul		FRA	LONDON	21 AUG 1935
5.81	**RUELLAND** Yves		FRA	PARIS	14 AUG 1924

START LIST

200 m - Men - First Round

WR	21.15	GASKIN Wendell Jr	1973	USA	SOFIA	30 JUL 1993
DR	21.15	GASKIN Jr. Wendell	1973	USA	SOFIA	30 JUL 1993

HEAT 1 OF 10 — 26 JUL 2017 19:10

LANE	BIB	SURNAME & NAME	NOC	DATE OF BIRTH	S.BEST	
1	58	**KOUASSI Yao**	CIV	28 APR 1995	**23.62**	A
2	68	**TAGNE Mountessou**	CMR	18 JAN 1990	**23.34**	A
3	130	**RUMANCEV Michael**	GER	20 JAN 1994	**22.62**	A
4	456	**CHOMBA Mpundu**	ZAM	23 SEP 1996	**23.00**	A
5	436	**JONES Nicholas**	USA	23 JAN 1995	**21.90**	A
6	122	**RUDDY John**	GBR	18 NOV 1990	**22.20**	A
7	451	**GUILLEN GUAINA Orlando**	VEN	19 APR 1998	**23.90**	B
8	264	**DHU Mohammed**	LBA	15 JUL 1999	**24.13**	B

HEAT 2 OF 10 — 26 JUL 2017 19:09

LANE	BIB	SURNAME & NAME	NOC	DATE OF BIRTH	S.BEST	
1	366	**OBLOMKOV Victor**	RUS	29 JUN 1994	**22.09**	A
2	281	**CHEHOVIKJ Samir**	MKD	23 NOV 1998	**24.05**	B
3	455	**BANDA Misozi**	ZAM	05 JAN 1992	**22.87**	A
4	144	**OKYERE Ofori**	GHA	28 MAY 1998	**23.50**	A
5	56	**AMON Patrick**	CIV	08 OCT 1989	**23.50**	A
6	389	**BAYDAS Huseyin**	TUR	10 APR 1994	**24.09**	B
7	329	**JIYANE Simo-esihle**	RSA	22 OCT 1996	**22.05**	A
8	306	**UDOH Essien**	NGR	09 AUG 1983	**22.82**	A

HEAT 3 OF 10 — 26 JUL 2017 19:09

LANE	BIB	SURNAME & NAME	NOC	DATE OF BIRTH	S.BEST	
1	164	**YADEGARI Hashem**	IRI	26 MAY 1992	**22.01**	A
2	92	**ROSALES Hilton**	ECU	17 APR 1999	**23.48**	A
3	458	**MUBANGA Bright**	ZAM	19 MAY 1995	**22.90**	A
4	146	**SAM Emmanuel**	GHA	25 DEC 1992	**24.05**	B
5	23	**RAHULIA Uladzislau**	BLR	24 APR 1998	**22.80**	A
6	89	**MELENCIANO REYES Christo**	DOM	13 MAY 1998	**22.09**	A
7	147	**VOUROS Alexios**	GRE	28 DEC 1998	**23.60**	A
8	120	**ORAM Malachi**	GBR	08 FEB 1996	**24.03**	B

HEAT 4 OF 10 — 26 JUL 2017 19:09

LANE	BIB	SURNAME & NAME	NOC	DATE OF BIRTH	S.BEST	
1	72	**CABEZAS ROSERO Janer**	COL	04 OCT 1988	**22.00**	A
2	90	**DE LA ROSA Carlos**	ECU	15 AUG 1995	**23.60**	A
3	28	**MENDES Lucas**	BRA	02 MAR 1996	**24.10**	B
4	398	**ORTAC Serdar**	TUR	24 JAN 1997	**23.45**	A
5	278	**RAVINA James**	MAU	16 MAR 1998	**23.97**	B
6	62	**DIWOUTA Edimo**	CMR	11 NOV 1991	**22.70**	A
7	332	**AKSENOV Ilia**	RUS	09 DEC 1990	**22.14**	A
8	315	**CYGLER Robert**	POL	08 MAR 1991	**23.00**	A

LANE	BIB	SURNAME & NAME	NOC	DATE OF BIRTH	S.BEST	

HEAT 5 OF 10

26 JUL 2017 19:09

1	262	**ALQIDDAR Omer**	LBA	18 MAR 1996	**23.61**	A
2	274	**JAMPERIDIN Muhammad**	MAS	27 JUN 2000	**23.35**	A
3	42	**LI Bin**	CHN	11 JUL 1990	**22.16**	A
4	426	**ASHTON Gareth**	USA	25 DEC 1999	**22.68**	A
5	424	**VYSHYNSKYI Dmytro**	UKR	18 JUL 1996	**21.91**	A
6	166	**AL SAEDI Zaid**	IRQ	02 SEP 1995	**23.95**	B
7	1	**KHALIQYAR Eklil**	AFG	29 MAR 1995	**29.59**	-
8	223	**MUYEKHO Elijah**	KEN	12 JUL 1994	**23.00**	A

HEAT 6 OF 10

26 JUL 2017 19:09

1	86	**CABA DOMINGUEZ Raine**	DOM	05 JAN 1994	**23.47**	A
2	91	**ESPINOZA Jerson**	ECU	14 APR 1998	**23.55**	A
3	75	**MOSQUERA Roberto**	COL	22 FEB 1995	**22.70**	A
4	248	**ALDIHANI Khaled**	KUW	16 JAN 1994	**24.00**	B
5	385	**WANG Shih-Wei**	TPE	06 OCT 1992	**22.00**	A
6	282	**TALESKI Davor**	MKD	09 JUN 1999	**24.10**	B
7	452	**SUTIL Jose**	VEN	20 FEB 1994	**22.98**	A
8	82	**LARRUDET GIL Erly**	CUB	08 AUG 1985	**22.14**	A

HEAT 7 OF 10

26 JUL 2017 19:09

1	461	**SHANKOMBO Brian**	ZAM			
2	318	**KOTOWSKI Grzegorz**	POL	08 DEC 1987	**22.60**	A
3	414	**NOSENKO Mykola**	UKR	16 JAN 1990	**21.85**	A
4	375	**LENOIR Kim**	SUI	17 JAN 1996	**23.05**	A
5	236	**WAMIRA David**	KEN	10 APR 1987	**22.30**	A
6	275	**KAMARZAMAN Muhamad**	MAS	12 JUN 1995	**23.21**	A
7	59	**TOURE Inza**	CIV	19 DEC 1988	**23.88**	B
8	96	**GOMEZ AYALA Victor**	ESP	17 SEP 1996	**23.63**	A

HEAT 8 OF 10

26 JUL 2017 19:09

2	298	**BOLU John**	NGR	21 FEB 1998	**22.51**	A
3	437	**KOSS Taylor**	USA	10 AUG 1993	**21.30**	A
4	167	**AL-AZZAWI Basim**	IRQ	10 AUG 1990	**22.55**	A
5	309	**ARSHAD Nadeem**	PAK	02 SEP 1986	**23.70**	A
6	14	**DIHALEVICH Daniil**	BLR	18 APR 1997	**23.20**	A
7	117	**GRAHAM Mitchell**	GBR	05 MAR 1993	**23.19**	A
8	463	**TURE' Abubacar**	POR	02 NOV 1998	**23.83**	B

HEAT 9 OF 10

26 JUL 2017 19:09

2	114	**TANNER Santeri**	FIN	15 DEC 1996	**23.30**	A
3	310	**BUTT Waqar**	PAK	04 SEP 1987	**23.70**	A
4	390	**BICER Dogan**	TUR	15 APR 1997	**23.67**	A
5	325	**STEMPURSKI Daniel**	POL	18 JAN 1997	**22.30**	A
6	277	**MUHAMAD Nur**	MAS	27 OCT 1999	**23.07**	A
7	196	**YAMADA Maki**	JPN	07 JUN 1997	**21.71**	A
8	231	**SIMIYU Paul**	KEN	26 MAR 1994	**22.60**	A

HEAT 10 OF 10

26 JUL 2017 19:09

2	311	**HUSSAIN Shahid**	PAK	14 JUL 1988	**23.70**	A
3	404	**DMYTRYYENKO Oleksandr**	UKR	10 MAY 1987	**21.48**	A
4	292	**KARKI Balaram**	NEP	27 MAR 1994	**23.70**	A
5	156	**MAHATA Srikrishna**	IND	13 JUL 1994	**23.20**	A
6	26	**ZAPOISKIKH Siarhei**	BLR	13 SEP 1999	**23.10**	A
7	285	**KEITA Moussa**	MLI	05 AUG 1990	**22.58**	A
8	301	**NWABENU Uche**	NGR	15 NOV 1993	**22.47**	A

Qualification: First 2 in each heat (Q) and 4 fastest (q) to Semifinal

Deaflympics Records					
21.15		**GASKIN** Jr. Wendell	1973	USA SOFIA	30 JUL 1993
21.30	M	**WASHINGTON** Gary		USA MALMOE	25 JUL 973
21.60	M	**LUKASH** Valery		URS MALMOE	24 JUL 1973
22.00	M	**FOLDESSY** Jozsef		HUN BELGRADE	13 AUG 1969
22.00	M	**DAVIS** James		USA WASHINGTON	30 JUN 1965
22.40	M	**NIKONOV** Vladimir		URS WASHINGTON	29 JUN 1965
22.70	M	**SMITH** Edwin		USA MILAN	28 AUG 1957
22.70	M	**FREEDMAN** Sheldon		USA MILAN	27 AUG 1957
22.90	M	**ASTROM** Karl		SWE STOCKHOLM	27 AUG 1939
23.40	M	**REINMUND** Paul		FRA PARIS	14 AUG 1924

START LIST



200 m - Women - First Round

WR	**24.43**	**TRNKOVA Margareta**	1976	CZE	ROME	30 JUL 2001
DR	**24.43**	**TRNKOVA Margareta**	1976	CZE	ROME	30 JUL 2001

HEAT 1 OF 4 — 26 JUL 2017 19:40

LANE	BIB	SURNAME & NAME	NOC	DATE OF BIRTH	S.BEST	
1	73	**CHAPARRO Kimberly**	COL	17 NOV 1995	**27.77**	B
2	394	**ESKIN Ipek**	TUR	10 OCT 1999	**28.35**	B
3	294	**ALABI Nofisat**	NGR	13 APR 1992	**25.31**	A
4	289	**DEN EXTER Elaine**	NED	23 MAR 1997	**26.16**	A
5	433	**HAGEMAN Makenzie**	USA	17 AUG 1993	**24.96**	A
6	232	**WAFULA Ruth**	KEN	21 APR 1999	**26.80**	A
7	270	**ABDULLAH Norafaeza**	MAS	25 JUL 2001	**27.84**	B
8	12	**CHABATAROVA Tatsiana**	BLR	17 FEB 1984	**26.40**	A

HEAT 2 OF 4 — 26 JUL 2017 19:39

LANE	BIB	SURNAME & NAME	NOC	DATE OF BIRTH	S.BEST	
1	453	**ZAMBRANO PORTE Maria**	VEN	24 SEP 1990	**27.78**	B
2	237	**WAMIRA Rael**	KEN	16 JUN 1997	**27.00**	A
3	386	**AKAY Aysun**	TUR	30 OCT 1994	**26.63**	A
4	67	**MBOE Meyong**	CMR	08 APR 1983	**24.70**	A
5	8	**HOWELL Jamie**	AUS	04 JUL 1998	**28.40**	B
6	345	**FILUSHKINA Alena**	RUS	05 DEC 1996	**25.68**	A
7	27	**ZHURBENKOVA Katsiaryna**	BLR	05 MAY 1998	**25.90**	A
8	127	**GAEDE Delia**	GER	13 AUG 1999	**26.61**	A

HEAT 3 OF 4 — 26 JUL 2017 19:39

LANE	BIB	SURNAME & NAME	NOC	DATE OF BIRTH	S.BEST	
1	121	**OUNSLEY Jodie**	GBR	17 JAN 2001	**27.60**	A
2	105	**OZERSKA Melisa**	EST	02 NOV 1998	**28.35**	B
3	32	**CAO Yiqi**	CHN	16 JAN 1993	**25.32**	A
4	303	**ONASANYA Oyindamola**	NGR	14 NOV 1997	**26.80**	A
5	422	**TURKOVA Olena**	UKR	26 FEB 1996	**27.80**	B
6	66	**LEUMA Fanta**	CMR	31 OCT 1989	**24.89**	A
7	459	**MUSHIPI Ernestina**	ZAM	20 APR 1995	**26.14**	A
8	235	**WAMIRA Beryl**	KEN	20 JUN 1995	**26.50**	A

HEAT 4 OF 4 — 26 JUL 2017 19:39

LANE	BIB	SURNAME & NAME	NOC	DATE OF BIRTH	S.BEST	
1	41	**JIANG Xiaolan**	CHN	31 MAR 1991	**26.19**	A
2	137	**BOATENG Peditor**	GHA	14 OCT 1995	**28.10**	B
4	376	**ANTUSEKOVA Martina**	SVK	20 MAR 2000	**28.30**	B
5	299	**CHINWE Elekwachi**	NGR	16 MAY 1995	**26.19**	A
6	15	**HANCHAROVA Yana**	BLR	09 FEB 1988	**27.00**	A
7	460	**SAKALA Diniwe**	ZAM	27 JUL 1998	**27.00**	A
8	347	**GOLOVINA Ksenia**	RUS	17 MAR 1992	**25.19**	A

Qualification: First 3 in each heat (Q) and 4 fastest (q) to Semifinal

LANE	BIB	SURNAME & NAME	NOC	DATE OF BIRTH	S.BEST

Deaflympics Records					
24.43		**TRNKOVA** Margareta	1976	CZE ROME	30 JUL 2001
24.86		**JACKSON** Sherrie		USA LOS ANGELES	14 JUL 1985
25.20	M	**GARGAN** Sharon		AUS BCHAREST	22 JUL 1977
25.60	M	**IVANOVA** Nina		URS MALMO	26 JUL 1973
25.70	M	**FOWLER** Renonia		USA MALMO	25 JUL 1973
25.70	M	**DOERING** Gerdan		POL WASHINGTON	2/961
26.10	M	**PAVLUNINA** Klavdia		URS HELSINKI	8/961
26.70	M	**RIGA** Valentina		URS HELSINKI	8/961
26.80	M	**REDKINA** Antonina		URS HELSINKI	8/961
27.70	M	**NUBEK** Anna		URS MILAN	25 AUG 1957

RESULTS

RANK BIB SURNAME & NAME NOC ORD - 1 - - 2 - - 3 - - 4 - - 5 - - 6 - RESULT
DATE OF BIRTH



Discus Throw - Men - First Round

WR	**58.10**	**PONTON Cristian**	1978	ITA	GORIZIA	15 JUL 2000
DR	**57.76**	**KALMYKOV Dmitry**	1992	RUS	SOFIA	01 AUG 2013

GROUP A

1	199	**YUGAMI Masateru**	JPN	8	X	54.53	-	**54.53**	Q
			14 APR 1993						
2	402	**BILOKON Oleg**	UKR	2	47.87	-	-	**47.87**	q
			31 JUL 1977						
3	446	**WEIS Alex**	USA	9	44.94	X	46.75	**46.75**	q
			15 AUG 1994						
4	266	**JURKSA Mindaugas**	LTU	6	43.45	43.59	X	**43.59**	q
			14 OCT 1992						
5	46	**SHEN Haijun**	CHN	3	39.89	42.66	40.54	**42.66**	q
			23 JUL 1987						
6	324	**ROZUMCZYK Tomasz**	POL	7	X	41.18	37.47	**41.18**	q
			07 JUN 1989						
7	392	**CALHAN Serhan**	TUR	5	39.47	41.07	X	**41.07**	
			24 APR 1994						

NOT RANKED

76	**MURILLO Pedro**	COL	1	X	X	X	**NM**	
		22 SEP 1986						
94	**CANO GARCIA Salvador**	ESP	4				**MED**	
		05 MAY 1987						
254	**HUSAIN Jaber**	KUW	10				**DNS**	
		17 SEP 1978						

Qualification: 48.00 m (Q) or first 12 (q) to Final

Starting order	1	2	3	4	5	6	7	8	9	10					
	76	402	46	94	392	266	324	199	446	254					

Details: Start time:16:00 Temperature:+29°C Humidity:63%
Finish Time:16:59 Temperature:+28°C Humidity:63%

As of 26/07/2017 at 17:02

GROUP B

1	350	**KALMYKOV Dmitry**	RUS	7	52.59	-	-	**52.59**	Q
			28 FEB 1992						
2	83	**PEREZ PEREZ Hector**	CUB	10	48.12	-	-	**48.12**	Q
			17 SEP 1988						

Legend	
DQ = Disqualified	**DNS** = Did Not Start
DNF = Did Not Finish	**NM** = No Result
- = Did Not Attempt	**X** = Failed
ORD = Order	**MED** = Medical Report

RANK	BIB	SURNAME & NAME	NOC	ORD	- 1 -	- 2 -	- 3 -	- 4 -	- 5 -	- 6 -	RESULT	
		DATE OF BIRTH										
3	435	**HOCKMAN Jacob**	USA	9	X	44.64	X				**44.64**	q
		15 MAR 1994										
4	160	**PIRAYGHARCHAMAN Sajjad**	IRI	4	X	43.26	44.28				**44.28**	q
		23 JAN 1993										
5	124	**BISCHLAGER Christoph**	GER	5	43.76	44.04	41.45				**44.04**	q
		17 JUL 1983										
6	37	**GAO Yongqiang**	CHN	8	42.59	43.53	43.07				**43.53**	q
		09 OCT 1984										
7	265	**IVASKEVICIUS Vytenis**	LTU	3	X	37.67	X				**37.67**	
		09 JUL 1992										
8	260	**ABUSHAIRA Nedal**	LBA	1	X	33.38	35.82				**35.82**	
		23 SEP 1991										

NOT RANKED

	65	**KOUNG Mpele**	CMR	6							**DNS**	
		23 DEC 1974										
	246	**ALAJMI Bader**	KUW	2							**DNS**	
		29 MAR 1985										

Qualification: 48.00 m (Q) or first 12 (q) to Final

Starting order	1	2	3	4	5	6	7	8	9	10					
	260	246	265	160	124	65	350	37	435	83					

Details: Start time:17:20 Temperature:+26°C Humidity:64%
Finish Time:17:42 Temperature:+24°C Humidity:65%

As of 26/07/2017 at 17:44

Legend	
DQ = Disqualified	**DNS** = Did Not Start
DNF = Did Not Finish	**NM** = No Result
- = Did Not Attempt	**X** = Failed
ORD = Order	**MED** = Medical Report

SUMMARY



Discus Throw - Men - First Round

WR	**58.10**	**PONTON Cristian**	1978	ITA	GORIZIA	15 JUL 2000
DR	**57.76**	**KALMYKOV Dmitry**	1992	RUS	SOFIA	01 AUG 2013

RANK	BIB	SURNAME & NAME	NOC	DATE OF BIRTH	GROUP	ORD	RANK	WIND	RESULT	
1	199	**YUGAMI Masateru**	JPN	14 APR 1993	A	8	1		**54.53**	Q
2	350	**KALMYKOV Dmitry**	RUS	28 FEB 1992	B	7	1		**52.59**	Q
3	83	**PEREZ PEREZ Hector**	CUB	17 SEP 1988	B	10	2		**48.12**	Q
4	402	**BILOKON Oleg**	UKR	31 JUL 1977	A	2	2		**47.87**	q
5	446	**WEIS Alex**	USA	15 AUG 1994	A	9	3		**46.75**	q
6	435	**HOCKMAN Jacob**	USA	15 MAR 1994	B	9	3		**44.64**	q
7	160	**PIRAYGHARCHAMAN Sajjad**	IRI	23 JAN 1993	B	4	4		**44.28**	q
8	124	**BISCHLAGER Christoph**	GER	17 JUL 1983	B	5	5		**44.04**	q
9	266	**JURKSA Mindaugas**	LTU	14 OCT 1992	A	6	4		**43.59**	q
10	37	**GAO Yongqiang**	CHN	09 OCT 1984	B	8	6		**43.53**	q
11	46	**SHEN Haijun**	CHN	23 JUL 1987	A	3	5		**42.66**	q
12	324	**ROZUMCZYK Tomasz**	POL	07 JUN 1989	A	7	6		**41.18**	q
13	392	**CALHAN Serhan**	TUR	24 APR 1994	A	5	7		**41.07**	
14	265	**IVASKEVICIUS Vytenis**	LTU	09 JUL 1992	B	3	7		**37.67**	
15	260	**ABUSHAIRA Nedal**	LBA	23 SEP 1991	B	1	8		**35.82**	

NOT RANKED

BIB	SURNAME & NAME	NOC	DATE OF BIRTH	GROUP	ORD	RESULT
76	**MURILLO Pedro**	COL	22 SEP 1986	A	1	**NM**
65	**KOUNG Mpele**	CMR	23 DEC 1974	B	6	**DNS**
94	**CANO GARCIA Salvador**	ESP	05 MAY 1987	A	4	**MED**
246	**ALAJMI Bader**	KUW	29 MAR 1985	B	2	**DNS**
254	**HUSAIN Jaber**	KUW	17 SEP 1978	A	10	**DNS**

Qualification: 48.00 m (Q) or first 12 (q) to Final

Legend	
DQ = Disqualified	**DNS** = Did Not Start
DNF = Did Not Finish	**NM** = No Result
ORD = Order	**MED** = Medical Report

GENCLIK VE SPOR BAKANLIGI
TÜRKİYE MİLLİ OLİMPİYAT KOMİTESİ
T.C. SAMSUN SAMSUN VALİLİĞİ
SAMSUN BÜYÜKŞEHİR BELEDİYESİ
ONDOKUZ MAYIS ÜNİVERSİTESİ
KRONOS
DEAFLYMPICS

RESULTS

400 m - Men - Semifinal

WR	45.29	GASKIN JR Wendell	1973	USA	KNOXVILLE	17 JUL 1994
DR	47.09	GASKIN JR Wendell	1973	USA	SOFIA	27 JUL 1993

SEMIFINAL 1 OF 3

RANK	BIB	SURNAME & NAME	NOC	DATE OF BIRTH	LANE	R.T.	TIME	
1	399	**SUZEN Yasin**	TUR	10 FEB 1994	3	0.317	**48.27**	Q
2	330	**ABDRAKHMANOV Artur**	RUS	16 MAY 1986	5	0.235	**48.91**	Q
3	79	**ALMIRA ESPINOSA Roberto**	CUB	13 DEC 1992	4	0.408	**49.99**	
4	439	**PERRY Brady**	USA	23 NOV 1999	8	0.231	**50.00**	
5	224	**MWANTHI Saulo**	KEN	23 SEP 1991	2	0.253	**51.11**	
6	48	**WANG Yingzhe**	CHN	14 MAY 1992	6	0.287	**51.51**	
7	182	**OSANAI Satoshi**	JPN	21 JUL 1990	7	0.276	**52.22**	
8	5	**NACEUR Mohamed**	ALG	11 OCT 1989	1	0.280	**53.65**	

Qualification: First 2 in each heat (Q) and 2 fastest (q) to Final

Details: Start time:16:59 Temperature:+32°C Humidity:45%

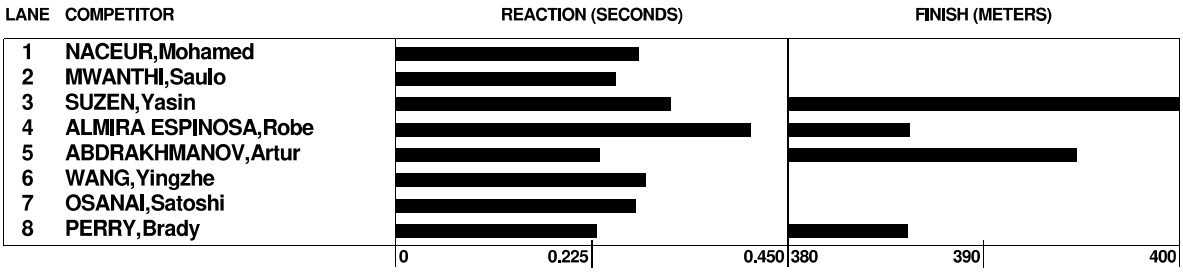

As of 26/07/2017 at 17:02

SEMIFINAL 2 OF 3

RANK	BIB	SURNAME & NAME	NOC	DATE OF BIRTH	LANE	R.T.	TIME	
1	196	**YAMADA Maki**	JPN	07 JUN 1997	6	0.240	**49.50**	Q
2	470	**ADONIJA Benson**	KEN	07 JUL 1992	3	0.333	**49.95**	Q
3	405	**DRACH Sergii**	UKR	02 APR 1988	4	0.254	**49.98**	q
4	388	**BAYDAS Hasan**	TUR	10 APR 1994	5	0.287	**50.64**	
5	23	**RAHULIA Uladzislau**	BLR	24 APR 1998	7	0.284	**51.13**	
6	204	**LAKTIONOV Dmitriy**	KAZ	17 SEP 1998	1	0.235	**52.06**	
7	36	**GAO Qingquan**	CHN	19 AUG 1992	8	0.389	**52.42**	
8	117	**GRAHAM Mitchell**	GBR	05 MAR 1993	2	0.282	**53.49**	

Qualification: First 2 in each heat (Q) and 2 fastest (q) to Final

Details: Start time:17:07 Temperature:+33°C Humidity:40%

Legend	
DQ = Disqualified	**DNS** = Did Not Start
DNF = Did Not Finish	**Fn** = False Start
R.T. = Reaction	

KRONOS
DEAFLYMPICS

RANK	BIB	SURNAME & NAME	NOC	DATE OF BIRTH	LANE	R.T.	TIME

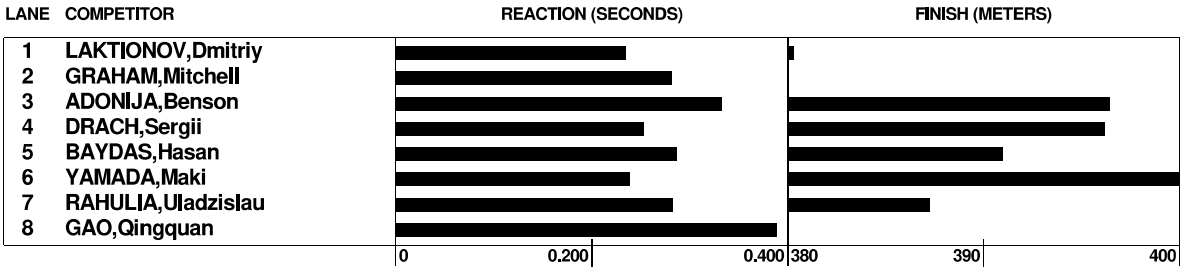

As of 26/07/2017 at 17:10

SEMIFINAL 3 OF 3

1	418	**RUDENKO Dmytro**	UKR	12 JUN 1990	5	0.257	**49.26**	Q
2	369	**SHARAPO Anton**	RUS	01 DEC 1995	4	0.241	**49.42**	Q
3	430	**FURLOUGH Delvin**	USA	27 AUG 1989	6	0.303	**49.44**	q
4	374	**ENCI Tadej**	SLO	19 AUG 1994	3	0.217	**50.65**	
5	221	**MUGO Kelvin**	KEN	13 NOV 1994	2	0.258	**50.99**	
6	277	**MUHAMAD Nur**	MAS	27 OCT 1999	8		**51.70**	
7	108	**DESALEGN Sitote**	ETH	28 MAR 1999	1	0.606	**53.03**	

NOT RANKED

	319	**KULPA Michal**	POL	11 JUN 1987	7		**DNF**

Qualification: First 2 in each heat (Q) and 2 fastest (q) to Final

Details: Start time:17:17 Temperature:+33°C Humidity:40%

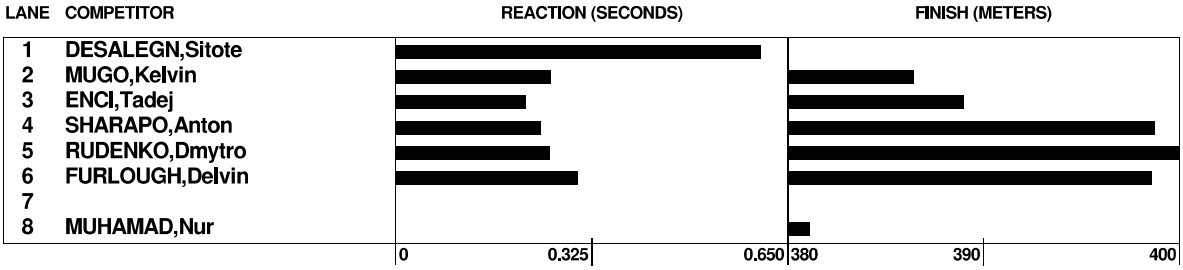

As of 26/07/2017 at 17:20

Legend	
DQ = Disqualified	**DNS** = Did Not Start
DNF = Did Not Finish	**Fn** = False Start
R.T. = Reaction	

SUMMARY



400 m - Men - Semifinal

WR	**45.29**	**GASKIN JR Wendell**	1973	USA	KNOXVILLE	17 JUL 1994
DR	**47.09**	**GASKIN JR Wendell**	1973	USA	SOFIA	27 JUL 1993

RANK	BIB	SURNAME & NAME	NOC	DATE OF BIRTH	HEAT	LANE	RANK	WIND	TIME	
1	399	**SUZEN Yasin**	TUR	10 FEB 1994	1	3	1		**48.27**	Q
2	330	**ABDRAKHMANOV Artur**	RUS	16 MAY 1986	1	5	2		**48.91**	Q
3	418	**RUDENKO Dmytro**	UKR	12 JUN 1990	3	5	1		**49.26**	Q
4	369	**SHARAPO Anton**	RUS	01 DEC 1995	3	4	2		**49.42**	Q
5	430	**FURLOUGH Delvin**	USA	27 AUG 1989	3	6	3		**49.44**	q
6	196	**YAMADA Maki**	JPN	07 JUN 1997	2	6	1		**49.50**	Q
7	470	**ADONIJA Benson**	KEN	07 JUL 1992	2	3	2		**49.95**	Q
8	405	**DRACH Sergii**	UKR	02 APR 1988	2	4	3		**49.98**	q
9	79	**ALMIRA ESPINOSA Roberto**	CUB	13 DEC 1992	1	4	3		**49.99**	
10	439	**PERRY Brady**	USA	23 NOV 1999	1	8	4		**50.00**	
11	388	**BAYDAS Hasan**	TUR	10 APR 1994	2	5	4		**50.64**	
12	374	**ENCI Tadej**	SLO	19 AUG 1994	3	3	4		**50.65**	
13	221	**MUGO Kelvin**	KEN	13 NOV 1994	3	2	5		**50.99**	
14	224	**MWANTHI Saulo**	KEN	23 SEP 1991	1	2	5		**51.11**	
15	23	**RAHULIA Uladzislau**	BLR	24 APR 1998	2	7	5		**51.13**	
16	48	**WANG Yingzhe**	CHN	14 MAY 1992	1	6	6		**51.51**	
17	277	**MUHAMAD Nur**	MAS	27 OCT 1999	3	8	6		**51.70**	
18	204	**LAKTIONOV Dmitriy**	KAZ	17 SEP 1998	2	1	6		**52.06**	
19	182	**OSANAI Satoshi**	JPN	21 JUL 1990	1	7	7		**52.22**	
20	36	**GAO Qingquan**	CHN	19 AUG 1992	2	8	7		**52.42**	
21	108	**DESALEGN Sitote**	ETH	28 MAR 1999	3	1	7		**53.03**	
22	117	**GRAHAM Mitchell**	GBR	05 MAR 1993	2	2	8		**53.49**	
23	5	**NACEUR Mohamed**	ALG	11 OCT 1989	1	1	8		**53.65**	

NOT RANKED

	319	**KULPA Michal**	POL	11 JUN 1987	3	7			**DNF**	

Qualification: First 2 in each heat (Q) and 2 fastest (q) to Final

Legend	
DQ = Disqualified	**DNS** = Did Not Start
DNF = Did Not Finish	**Fn** = False Start
R.T. = Reaction	

KRONOS
DEAFLYMPICS

RESULTS

100 m Hurdles - Women - Final

WR	14.21	SHAPOVAL Yuliya	1988	UKR	SOFIA	02 AUG 2013
WR	14.21	VANDERMEULEN Janna	1990	USA	SOFIA	02 AUG 2013
DR	14.21	SHAPOVAL Yuliya	1988	UKR	SOFIA	02 AUG 2013
DR	14.21	VANDERMEULEN Janna	1990	USA	SOFIA	02 AUG 2013

(Wind: -1.2 m/s)

RANK	BIB	SURNAME & NAME	NOC	DATE OF BIRTH	LANE	R.T.	TIME
1	445	**VANDERMEULEN Janna**	USA	08 MAY 1990	7	0.188	**14.29**
2	419	**SHAPOVAL Yuliia**	UKR	28 APR 1988	8	0.193	**14.50**
3	356	**KLECHKINA Anastasia**	RUS	04 AUG 1994	3	0.244	**14.80**
4	104	**OLENKO Kairit**	EST	21 DEC 1985	6	0.238	**14.83**
5	103	**LANDAR Marja-Liisa**	EST	19 JUL 1990	5	0.260	**15.50**
6	422	**TURKOVA Olena**	UKR	26 FEB 1996	4	0.201	**16.82**
7	190	**TAI Sayuri**	JPN	14 APR 1979	2	0.229	**16.92**

Details: Start time:18:24 Temperature:+31°C Humidity:51%

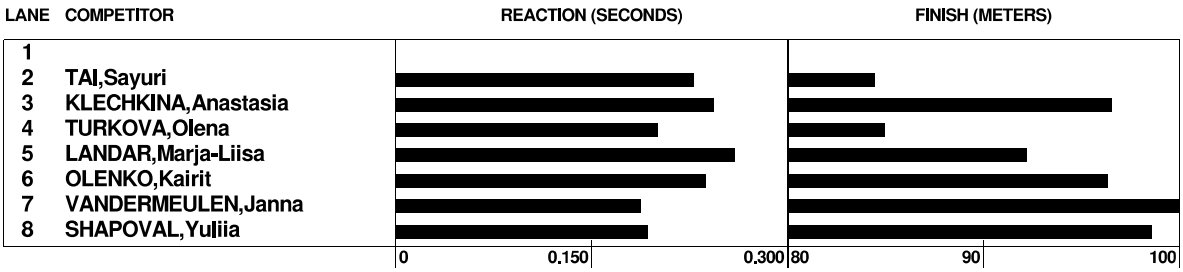

As of 26/07/2017 at 18:26

Legend	
DQ = Disqualified	**DNS** = Did Not Start
DNF = Did Not Finish	**Fn** = False Start
R.T. = Reaction	

RESULTS

RANK BIB SURNAME & NAME NOC ORD - 1 - - 2 - - 3 - - 4 - - 5 - - 6 - RESULT
DATE OF BIRTH



Shot Put - Women - Final

WR	**15.33**	**KRISTOFICOVA Ivana**	1990	SVK	SOFIA		01 AUG 2013
DR	**15.33**	**KRISTOFICOVA Ivana**	1990	SVK	SOFIA		01 AUG 2013

1	377	**KRISTOFICOVA Ivana**	SVK	5	14.46	15.30	14.97	14.60	14.86	15.15	**15.30**
		24 MAY 1990									
2	338	**BIZIAKINA Svetlana**	RUS	6	14.29	X	14.52	X	14.31	X	**14.52**
		06 NOV 1994									
3	45	**REN Chunxia**	CHN	8	13.53	13.36	13.98	X	14.20	14.08	**14.20**
		22 FEB 1984									
4	423	**URSULENKO Nataliia**	UKR	7	13.08	13.63	13.77	X	13.86	13.46	**13.86**
		30 JUN 1985									
5	363	**MAMLINA Anastasia**	RUS	1	13.18	13.68	13.63	X	X	13.24	**13.68**
		23 JAN 1993									
6	84	**MATOUSKOVA Lenka**	CZE	10	12.65	11.79	12.40	12.25	11.98	12.14	**12.65**
		16 DEC 1993									
7	268	**VORONECKAJA Larisa**	LTU	4	12.53	12.50	-	-	-	-	**12.53**
		12 JAN 1983									
8	202	**KHIZHNYAKOVA Olga**	KAZ	2	X	X	11.52	11.32	11.03	11.27	**11.52**
		27 FEB 1994									
9	43	**LIU Li**	CHN	3	X	11.32	X				**11.32**
		08 FEB 1984									
10	397	**KOC Fatmagl**	TUR	9	11.01	11.22	X				**11.22**
		08 AUG 1996									

Starting order	1	2	3	4	5	6	7	8	9	10					
Initial	363	202	43	268	377	338	423	45	397	84					
4th and 5th and 6th at.	202	268	84	363	423	45	338	377							

Details: Start time:18:10 Temperature:+25°C Humidity:65%
Finish Time:18:58 Temperature:+23°C Humidity:65%

As of 26/07/2017 at 19:00

Legend	
DQ = Disqualified	**DNS** = Did Not Start
DNF = Did Not Finish	**NM** = No Result
- = Did Not Attempt	**X** = Failed
ORD = Order	

RESULTS

800 m - Men - First Round

WR	**1:49.70** MBOND Leo	1956	USA	BUCHAREST		21 JUL 1977
DR	**1:49.70** MBOND Leo	1954	USA	BUCHAREST		21 JUL 1977

HEAT 1 OF 4

RANK	BIB	SURNAME & NAME	NOC	DATE OF BIRTH	LANE	TIME
1	243	**LEE Mooyong**	KOR	20 SEP 1989	4	**1:59.13** Q
2	334	**ANDREEV Andrey**	RUS	06 OCT 1986	8	**1:59.92** Q
3	74	**MENA Luis**	COL	12 APR 1989	2	**2:00.23** Q
4	79	**ALMIRA ESPINOSA Roberto**	CUB	13 DEC 1992	7	**2:02.11** q
5	7	**ZEGHBIB Abdelwahid**	ALG	20 DEC 1993	5	**2:04.15**
6	379	**JAITEP Uthai**	THA	21 FEB 1991	3	**2:05.86**

NOT RANKED

	307	**USMAN Garba**	NGR	24 JAN 1977	6	**DNS**

Qualification: First 3 in each heat (Q) and 4 fastest (q) to Semifinal

Intermediate point leaders (Bib and Time):

400 m : 334 1:00.93

Details: Start time:18:34 Temperature:+31°C Humidity:51%



As of 26/07/2017 at 18:38

HEAT 2 OF 4

RANK	BIB	SURNAME & NAME	NOC	DATE OF BIRTH	LANE	TIME
1	176	**MORIMITSU Yuya**	JPN	21 JUL 1995	6	**1:59.64** Q
2	319	**KULPA Michal**	POL	11 JUN 1987	7	**2:00.14** Q
3	220	**MENJO Baxtone**	KEN	20 AUG 1989	3	**2:01.67** Q
4	168	**YAHYA Ahmed**	IRQ	11 MAY 1990	5	**2:02.20** q
5	204	**LAKTIONOV Dmitriy**	KAZ	17 SEP 1998	4	**2:04.02**
6	442	**SINGLETON Michael**	USA	17 SEP 1999	2	**2:04.94**

Qualification: First 3 in each heat (Q) and 4 fastest (q) to Semifinal

Intermediate point leaders (Bib and Time):

400 m : 176 59:49.00

Legend	
DQ = Disqualified	**DNS** = Did Not Start
DNF = Did Not Finish	**Fn** = False Start
R.T. = Reaction	

RANK	BIB	SURNAME & NAME	NOC	DATE OF BIRTH	LANE	R.T.	TIME

Details: Start time:18:40 Temperature:+31°C Humidity:51%

LANE	COMPETITOR	REACTION (SECONDS)	FINISH (METERS)
1			
2	SINGLETON,Michael		
3	MENJO,Baxtone		
4	LAKTIONOV,Dmitriy		
5	YAHYA,Ahmed		
6	MORIMITSU,Yuya		
7	KULPA,Michal		
8			

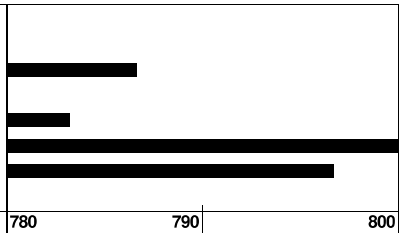

As of 26/07/2017 at 18:43

HEAT 3 OF 4

1	216	**KOECH John**	KEN	29 AUG 1986	6	**2:01.58**	Q
2	100	**MARTINEZ MORGA Jaime**	ESP	23 JAN 1995	4	**2:01.75**	Q
3	280	**SOTO Fabian**	MEX	20 JAN 1987	5	**2:01.83**	Q
4	155	**KURIAKOSE Jijo**	IND	21 JUN 1989	3	**2:02.32**	
5	449	**ELIAS Nestor**	VEN	20 MAY 1996	7	**2:16.53**	
6	57	**KOFFI Dja**	CIV	18 JUN 1986	2	**2:16.56**	

Qualification: First 3 in each heat (Q) and 4 fastest (q) to Semifinal

Intermediate point leaders (Bib and Time):

400 m : 57 1:02.17

Details: Start time:18:46 Temperature:+31°C Humidity:51%

LANE	COMPETITOR	REACTION (SECONDS)	FINISH (METERS)
1			
2	KOFFI,Dja		
3	KURIAKOSE,Jijo		
4	MARTINEZ MORGA,Jaime		
5	SOTO,Fabian		
6	KOECH,John		
7	ELIAS,Nestor		
8			

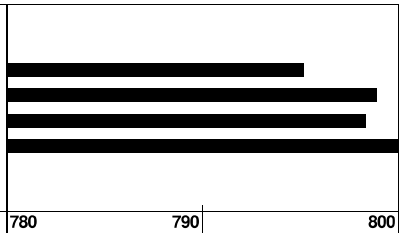

As of 26/07/2017 at 18:49

HEAT 4 OF 4

1	13	**CHARNIAK Aliaksandr**	BLR	23 NOV 1990	6	**1:58.56**	Q
2	234	**WAMBUI Kelvin K.**	KEN	31 DEC 1994	2	**1:58.71**	Q
3	125	**BLEY Alexander**	GER	24 DEC 1990	3	**1:59.23**	Q
4	335	**BAGANOV Daniil**	RUS	10 MAY 1992	4	**1:59.52**	q
5	6	**YETTOU Mohamed**	ALG	26 NOV 1992	5	**2:01.84**	q
6	440	**PETERS Junior**	USA	20 OCT 1997	7	**2:09.28**	

NOT RANKED

145	**OWUSU Francis**	GHA	30 APR 1987	8	**DNS**	

Qualification: First 3 in each heat (Q) and 4 fastest (q) to Semifinal

Intermediate point leaders (Bib and Time):

Details: Start time:18:52 Temperature:+31°C Humidity:51%

Legend	
DQ = Disqualified	**DNS** = Did Not Start
DNF = Did Not Finish	**Fn** = False Start
R.T. = Reaction	

RANK	BIB	SURNAME & NAME	NOC	DATE OF BIRTH	LANE	R.T.	TIME

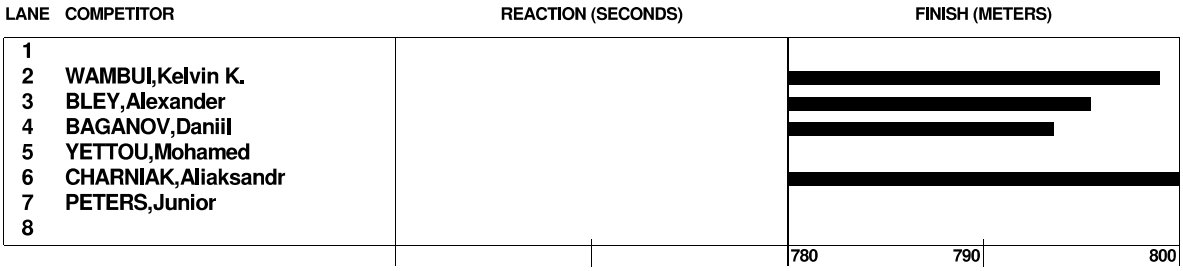

As of 26/07/2017 at 18:55

Legend	
DQ = Disqualified	**DNS** = Did Not Start
DNF = Did Not Finish	**Fn** = False Start
R.T. = Reaction	

SUMMARY



800 m - Men - First Round

WR	**1:49.70**	**MBOND Leo**	1956	USA	BUCHAREST	21 JUL 1977
DR	**1:49.70**	**MBOND Leo**	1954	USA	BUCHAREST	21 JUL 1977

RANK	BIB	SURNAME & NAME	NOC	DATE OF BIRTH	HEAT	LANE	RANK	WIND	TIME	
1	13	**CHARNIAK Aliaksandr**	BLR	23 NOV 1990	4	6	1		**1:58.56**	Q
2	234	**WAMBUI Kelvin K.**	KEN	31 DEC 1994	4	2	2		**1:58.71**	Q
3	243	**LEE Mooyong**	KOR	20 SEP 1989	1	4	1		**1:59.13**	Q
4	125	**BLEY Alexander**	GER	24 DEC 1990	4	3	3		**1:59.23**	Q
5	335	**BAGANOV Daniil**	RUS	10 MAY 1992	4	4	4		**1:59.52**	q
6	176	**MORIMITSU Yuya**	JPN	21 JUL 1995	2	6	1		**1:59.64**	Q
7	334	**ANDREEV Andrey**	RUS	06 OCT 1986	1	8	2		**1:59.92**	Q
8	319	**KULPA Michal**	POL	11 JUN 1987	2	7	2		**2:00.14**	Q
9	74	**MENA Luis**	COL	12 APR 1989	1	2	3		**2:00.23**	Q
10	216	**KOECH John**	KEN	29 AUG 1986	3	6	1		**2:01.58**	Q
11	220	**MENJO Baxtone**	KEN	20 AUG 1989	2	3	3		**2:01.67**	Q
12	100	**MARTINEZ MORGA Jaime**	ESP	23 JAN 1995	3	4	2		**2:01.75**	Q
13	280	**SOTO Fabian**	MEX	20 JAN 1987	3	5	3		**2:01.83**	Q
14	6	**YETTOU Mohamed**	ALG	26 NOV 1992	4	5	5		**2:01.84**	q
15	79	**ALMIRA ESPINOSA Roberto**	CUB	13 DEC 1992	1	7	4		**2:02.11**	q
16	168	**YAHYA Ahmed**	IRQ	11 MAY 1990	2	5	4		**2:02.20**	q
17	155	**KURIAKOSE Jijo**	IND	21 JUN 1989	3	3	4		**2:02.32**	
18	204	**LAKTIONOV Dmitriy**	KAZ	17 SEP 1998	2	4	5		**2:04.02**	
19	7	**ZEGHBIB Abdelwahid**	ALG	20 DEC 1993	1	5	5		**2:04.15**	
20	442	**SINGLETON Michael**	USA	17 SEP 1999	2	2	6		**2:04.94**	
21	379	**JAITEP Uthai**	THA	21 FEB 1991	1	3	6		**2:05.86**	
22	440	**PETERS Junior**	USA	20 OCT 1997	4	7	6		**2:09.28**	
23	449	**ELIAS Nestor**	VEN	20 MAY 1996	3	7	5		**2:16.53**	
24	57	**KOFFI Dja**	CIV	18 JUN 1986	3	2	6		**2:16.56**	

NOT RANKED

BIB	SURNAME & NAME	NOC	DATE OF BIRTH	HEAT	LANE	
145	**OWUSU Francis**	GHA	30 APR 1987	4	8	**DNS**
307	**USMAN Garba**	NGR	24 JAN 1977	1	6	**DNS**

Qualification: First 3 in each heat (Q) and 4 fastest (q) to Semifinal

Legend	
DQ = Disqualified	**DNS** = Did Not Start
DNF = Did Not Finish	**Fn** = False Start
R.T. = Reaction	

KRONOS
DEAFLYMPICS

200 m - Men - First Round

WR	21.15	GASKIN JR Wendell	1973	USA	SOFIA	30 JUL 1993
DR	21.15	GASKIN JR Wendell	1973	USA	SOFIA	30 JUL 1993

HEAT 1 OF 10

(Wind: -0.6 m/s)

RANK	BIB	SURNAME & NAME	NOC	DATE OF BIRTH	LANE	R.T.	TIME
1	436	**JONES Nicholas**	USA	23 JAN 1995	5	0.194	**22.27** Q
2	122	**RUDDY John**	GBR	18 NOV 1990	6	0.233	**22.74** Q
3	130	**RUMANCEV Michael**	GER	20 JAN 1994	3	0.284	**23.01** q
4	264	**DHU Mohammed**	LBA	15 JUL 1999	8	0.203	**24.62**
5	451	**GUILLEN GUAINA Orlando**	VEN	19 APR 1998	7	0.218	**24.73**
6	58	**KOUASSI Yao**	CIV	28 APR 1995	1	0.217	**25.05**

NOT RANKED

68	**TAGNE Mountessou**	CMR	18 JAN 1990	2		**DNS**
456	**CHOMBA Mpundu**	ZAM	23 SEP 1996	4		**DNS**

Qualification: First 2 in each heat (Q) and 4 fastest (q) to Semifinal

Details: Start time:19:10 Temperature:+30°C Humidity:54%

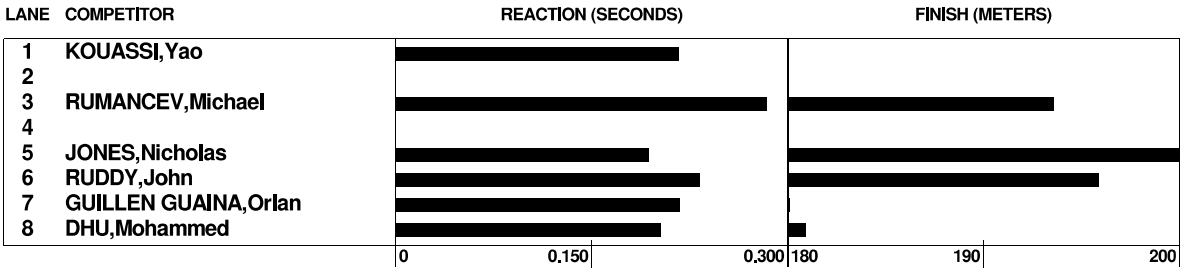

As of 26/07/2017 at 19:12

HEAT 2 OF 10

(Wind: -1.5 m/s)

RANK	BIB	SURNAME & NAME	NOC	DATE OF BIRTH	LANE	R.T.	TIME
1	366	**OBLOMKOV Victor**	RUS	29 JUN 1994	1	0.258	**22.36** Q
2	329	**JIYANE Simo-eSihle**	RSA	22 OCT 1996	7	0.215	**23.30** Q
3	389	**BAYDAS Huseyin**	TUR	10 APR 1994	6	0.243	**23.79**
4	281	**CHEHOVIKJ Samir**	MKD	23 NOV 1998	2	0.297	**27.14**

NOT RANKED

56	**AMON Patrick**	CIV	08 OCT 1989	5		**DNS**
144	**OKYERE Ofori**	GHA	28 MAY 1998	4		**DNS**
306	**UDOH Essien**	NGR	09 AUG 1983	8		**DNS**
455	**BANDA Misozi**	ZAM	05 JAN 1992	3		**DNS**

Legend

DQ = Disqualified
DNF = Did Not Finish
DNS = Did Not Start
Fn = False Start
R.T. = Reaction

RANK	BIB	SURNAME & NAME	NOC	DATE OF BIRTH	LANE	R.T.	TIME

Qualification: First 2 in each heat (Q) and 4 fastest (q) to Semifinal

Details: Start time:19:15 Temperature:+30°C Humidity:54%

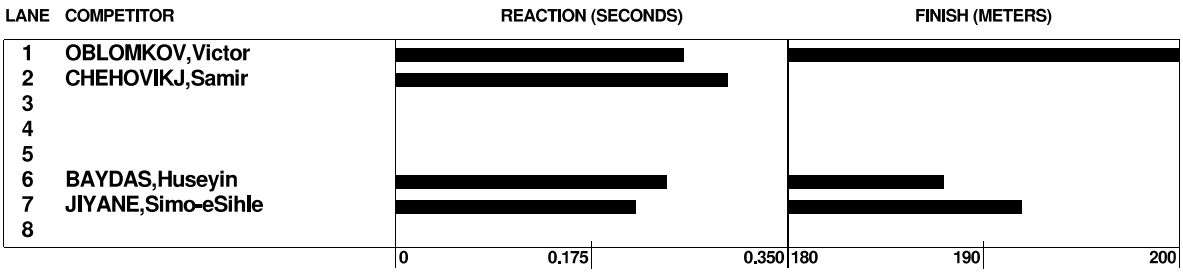

As of 26/07/2017 at 19:16

HEAT 3 OF 10

(Wind: -0.6 m/s)

1	164	**YADEGARI Hashem**	IRI	26 MAY 1992	1	0.192	**22.74**	Q
2	23	**RAHULIA Uladzislau**	BLR	24 APR 1998	5	0.250	**23.00**	Q
3	147	**VOUROS Alexios**	GRE	28 DEC 1998	7	0.191	**24.00**	
4	92	**ROSALES Hilton**	ECU	17 APR 1999	2	0.242	**24.19**	
5	120	**ORAM Malachi**	GBR	08 FEB 1996	8	0.264	**24.66**	
6	458	**MUBANGA Bright**	ZAM	19 MAY 1995	3	0.246	**25.00**	

NOT RANKED

	89	**MELENCIANO REYES Christo**	DOM	13 MAY 1998	6		**DNS**
	146	**SAM Emmanuel**	GHA	25 DEC 1992	4		**DNS**

Qualification: First 2 in each heat (Q) and 4 fastest (q) to Semifinal

Details: Start time:19:20 Temperature:+30°C Humidity:54%



As of 26/07/2017 at 19:23

HEAT 4 OF 10

(Wind: -1.2 m/s)

1	332	**AKSENOV Ilia**	RUS	09 DEC 1990	7	0.198	**22.66**	Q
2	72	**CABEZAS ROSERO Janer**	COL	04 OCT 1988	1	0.203	**23.00**	Q
3	315	**CYGLER Robert**	POL	08 MAR 1991	8	0.233	**23.26**	q
4	398	**ORTAC Serdar**	TUR	24 JAN 1997	4	0.244	**23.80**	
5	28	**MENDES Lucas**	BRA	02 MAR 1996	3	0.330	**24.20**	
6	278	**RAVINA James**	MAU	16 MAR 1998	5	0.270	**24.27**	
7	90	**DE LA ROSA Carlos**	ECU	15 AUG 1995	2	0.237	**25.22**	

NOT RANKED

Legend	
DQ = Disqualified	**DNS** = Did Not Start
DNF = Did Not Finish	**Fn** = False Start
R.T. = Reaction	

RANK	BIB	SURNAME & NAME	NOC	DATE OF BIRTH	LANE	R.T.	TIME
	62	**DIWOUTA Edimo**	CMR	11 NOV 1991	6		**DNS**

Qualification: First 2 in each heat (Q) and 4 fastest (q) to Semifinal

Details: Start time:19:27 Temperature:+30°C Humidity:54%

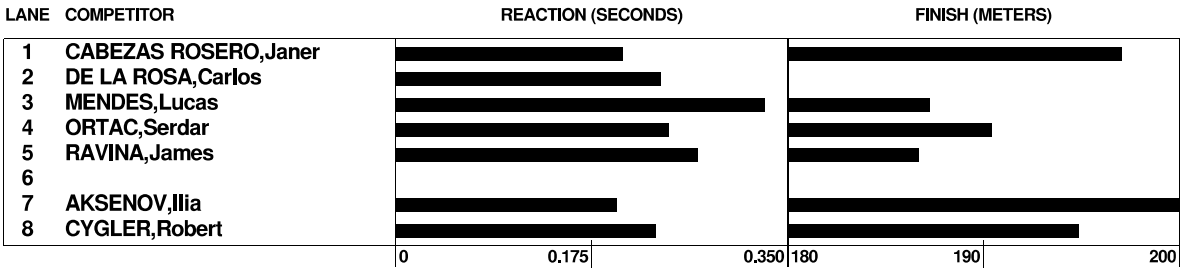

As of 26/07/2017 at 19:29

HEAT 5 OF 10

(Wind: -1.8 m/s)

1	424	**VYSHYNSKYI Dmytro**	UKR	18 JUL 1996	5	0.206	**23.03**	Q
2	426	**ASHTON Gareth**	USA	25 DEC 1999	4	0.247	**23.45**	Q
3	42	**LI Bin**	CHN	11 JUL 1990	3	0.236	**23.47**	
4	223	**MUYEKHO Elijah**	KEN	12 JUL 1994	8	0.239	**23.63**	
5	274	**JAMPERIDIN Muhammad**	MAS	27 JUN 2000	2	0.204	**24.31**	
6	166	**AL SAEDI Zaid**	IRQ	02 SEP 1995	6	0.242	**24.38**	
7	262	**ALQIDDAR Omer**	LBA	18 MAR 1996	1	0.178	**24.63**	
8	1	**KHALIQYAR Eklil**	AFG	29 MAR 1995	7	0.415	**26.36**	

Qualification: First 2 in each heat (Q) and 4 fastest (q) to Semifinal

Details: Start time:19:33 Temperature:+30°C Humidity:54%

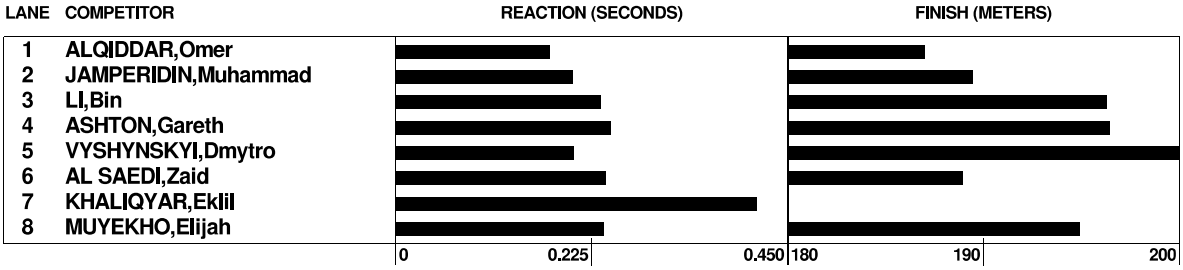

As of 26/07/2017 at 19:35

HEAT 6 OF 10

(Wind: -1.5 m/s)

1	82	**LARRUDET GIL Erly**	CUB	08 AUG 1985	8	0.216	**22.95**	Q
2	385	**WANG Shih-Wei**	TPE	06 OCT 1992	5	0.183	**23.37**	Q
3	452	**SUTIL Jose**	VEN	20 FEB 1994	7	0.266	**23.75**	
4	91	**ESPINOZA Jerson**	ECU	14 APR 1998	2	0.372	**24.59**	
5	75	**MOSQUERA Roberto**	COL	22 FEB 1995	3	0.226	**24.71**	
6	282	**TALESKI Davor**	MKD	09 JUN 1999	6	0.193	**27.05**	

NOT RANKED

	86	**CABA DOMINGUEZ Raine**	DOM	05 JAN 1994	1		**DNS**
	248	**ALDIHANI Khaled**	KUW	16 JAN 1994	4		**DNS**

Qualification: First 2 in each heat (Q) and 4 fastest (q) to Semifinal

Legend	
DQ = Disqualified	**DNS** = Did Not Start
DNF = Did Not Finish	**Fn** = False Start
R.T. = Reaction	

RANK BIB SURNAME & NAME NOC DATE OF BIRTH LANE R.T. TIME

Details: Start time:19:38 Temperature:+30°C Humidity:54%



As of 26/07/2017 at 19:40

HEAT 7 OF 10

(Wind: -1.3 m/s)

1	236	**WAMIRA David**	KEN	10 APR 1987	5	0.235	**22.66**	Q
2	375	**LENOIR Kim**	SUI	17 JAN 1996	4	0.189	**22.85**	Q
3	318	**KOTOWSKI Grzegorz**	POL	08 DEC 1987	2	0.277	**22.96**	q
4	96	**GOMEZ AYALA Victor**	ESP	17 SEP 1996	8	0.241	**23.87**	
5	275	**KAMARZAMAN Muhamad**	MAS	12 JUN 1995	6	0.246	**23.94**	
6	461	**SHANKOMBO Brian**	ZAM	21 OCT 1995	1	0.227	**23.97**	
7	59	**TOURE Inza**	CIV	19 DEC 1988	7	0.224	**27.49**	

NOT RANKED

	414	**NOSENKO Mykola**	UKR	16 JAN 1990	3		**DNF**	

Qualification: First 2 in each heat (Q) and 4 fastest (q) to Semifinal

Details: Start time:19:44 Temperature:+30°C Humidity:54%

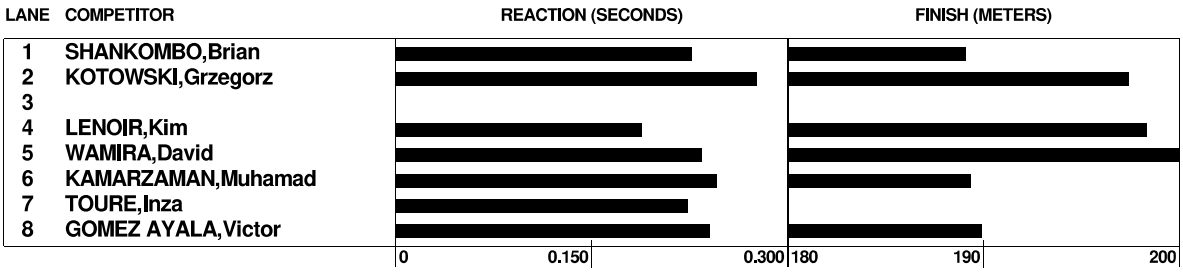

As of 26/07/2017 at 19:47

HEAT 8 OF 10

(Wind: -1.8 m/s)

1	437	**KOSS Taylor**	USA	10 AUG 1993	3	0.230	**22.86**	Q
2	14	**DIHALEVICH Daniil**	BLR	18 APR 1997	6	0.207	**23.17**	Q
3	167	**AL-AZZAWI Basim**	IRQ	10 AUG 1990	4	0.435	**24.10**	
4	463	**TURE' Abubacar**	POR	02 NOV 1998	8	0.294	**24.87**	

NOT RANKED

	298	**BOLU John**	NGR	21 FEB 1998	2		**DNS**	
	309	**ARSHAD Nadeem**	PAK	02 SEP 1986	5		**DNS**	
	117	**GRAHAM Mitchell**	GBR	05 MAR 1993	7		**DQ**	IAAF 162/6

Qualification: First 2 in each heat (Q) and 4 fastest (q) to Semifinal

Legend	
DQ = Disqualified	**DNS** = Did Not Start
DNF = Did Not Finish	**Fn** = False Start
R.T. = Reaction	

RANK	BIB	SURNAME & NAME	NOC	DATE OF BIRTH	LANE	R.T.	TIME

Details: Start time:19:50 Temperature:+30°C Humidity:54%

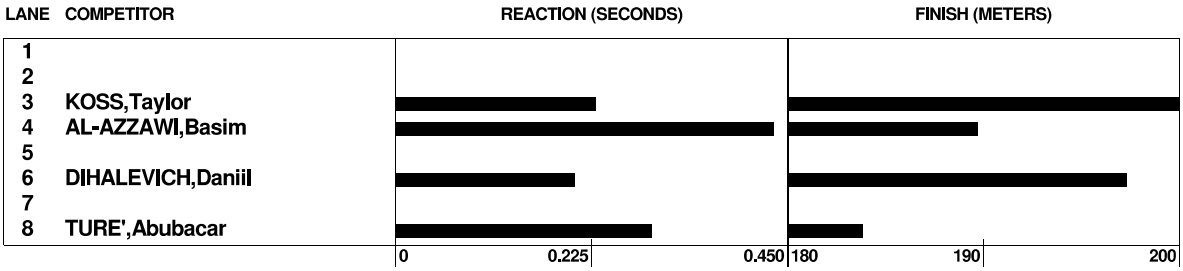

As of 26/07/2017 at 19:51

HEAT 9 OF 10

(Wind: -0.7 m/s)

1	196	**YAMADA Maki**	JPN	07 JUN 1997	7	0.242	**22.75** Q
2	231	**SIMIYU Paul**	KEN	26 MAR 1994	8	0.210	**22.95** Q
3	325	**STEMPURSKI Daniel**	POL	18 JAN 1997	5	0.181	**23.23** q
4	390	**BICER Dogan**	TUR	15 APR 1997	4	0.369	**23.31**
5	114	**TANNER Santeri**	FIN	15 DEC 1996	2	0.199	**23.55**
6	277	**MUHAMAD Nur**	MAS	27 OCT 1999	6	0.438	**23.98**

NOT RANKED

	310	**BUTT Waqar**	PAK	04 SEP 1987	3		**DNS**

Qualification: First 2 in each heat (Q) and 4 fastest (q) to Semifinal

Details: Start time:19:54 Temperature:+30°C Humidity:54%



As of 26/07/2017 at 19:58

HEAT 10 OF 10

(Wind: -1.0 m/s)

1	404	**DMYTRYYENKO Oleksandr**	UKR	10 MAY 1987	3	0.186	**22.69** Q
2	26	**ZAPOISKIKH Siarhei**	BLR	13 SEP 1999	6	0.262	**22.91** Q
3	156	**MAHATA Srikrishna**	IND	13 JUL 1994	5	0.207	**23.43**
4	285	**KEITA Moussa**	MLI	05 AUG 1990	7	0.335	**24.15**
5	292	**KARKI Balaram**	NEP	27 MAR 1994	4	0.331	**32.79**

NOT RANKED

	301	**NWABENU Uche**	NGR	15 NOV 1993	8		**DNS**
	311	**HUSSAIN Shahid**	PAK	14 JUL 1988	2		**DNS**

Qualification: First 2 in each heat (Q) and 4 fastest (q) to Semifinal

Details: Start time:20:00 Temperature:+30°C Humidity:54%

Legend	
DQ = Disqualified	**DNS** = Did Not Start
DNF = Did Not Finish	**Fn** = False Start
R.T. = Reaction	

RANK	BIB	SURNAME & NAME	NOC	DATE OF BIRTH	LANE	R.T.	TIME

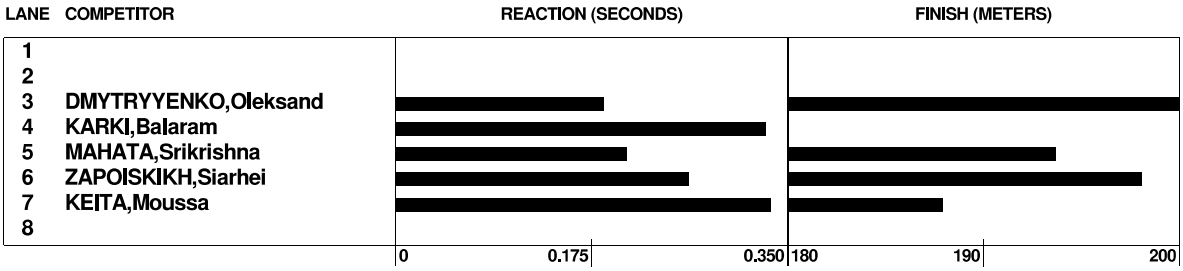

As of 26/07/2017 at 20:02

Legend	
DQ = Disqualified	**DNS** = Did Not Start
DNF = Did Not Finish	**Fn** = False Start
R.T. = Reaction	

SUMMARY

200 m - Men - First Round

WR		**21.15 GASKIN JR Wendell**		1973	USA	SOFIA					30 JUL 1993
DR		**21.15 GASKIN JR Wendell**		1973	USA	SOFIA					30 JUL 1993

RANK	BIB	SURNAME & NAME	NOC	DATE OF BIRTH	HEAT	LANE	RANK	WIND	TIME	
1	436	**JONES Nicholas**	USA	23 JAN 1995	1	5	1	-0.6	**22.27**	Q
2	366	**OBLOMKOV Victor**	RUS	29 JUN 1994	2	1	1	-1.5	**22.36**	Q
3	332	**AKSENOV Ilia**	RUS	09 DEC 1990	4	7	1	-1.2	**22.66**	Q
4	236	**WAMIRA David**	KEN	10 APR 1987	7	5	1	-1.3	**22.66**	Q
5	404	**DMYTRYYENKO Oleksandr**	UKR	10 MAY 1987	10	3	1	-1.0	**22.69**	Q
6	164	**YADEGARI Hashem**	IRI	26 MAY 1992	3	1	1	-0.6	**22.74**	Q
7	122	**RUDDY John**	GBR	18 NOV 1990	1	6	2	-0.6	**22.74**	Q
8	196	**YAMADA Maki**	JPN	07 JUN 1997	9	7	1	-0.7	**22.75**	Q
9	375	**LENOIR Kim**	SUI	17 JAN 1996	7	4	2	-1.3	**22.85**	Q
10	437	**KOSS Taylor**	USA	10 AUG 1993	8	3	1	-1.8	**22.86**	Q
11	26	**ZAPOISKIKH Siarhei**	BLR	13 SEP 1999	10	6	2	-1.0	**22.91**	Q
12	82	**LARRUDET GIL Erly**	CUB	08 AUG 1985	6	8	1	-1.5	**22.95**	Q
13	231	**SIMIYU Paul**	KEN	26 MAR 1994	9	8	2	-0.7	**22.95**	Q
14	318	**KOTOWSKI Grzegorz**	POL	08 DEC 1987	7	2	3	-1.3	**22.96**	q
15	23	**RAHULIA Uladzislau**	BLR	24 APR 1998	3	5	2	-0.6	**23.00**	Q
16	72	**CABEZAS ROSERO Janer**	COL	04 OCT 1988	4	1	2	-1.2	**23.00**	Q
17	130	**RUMANCEV Michael**	GER	20 JAN 1994	1	3	3	-0.6	**23.01**	q
18	424	**VYSHYNSKYI Dmytro**	UKR	18 JUL 1996	5	5	1	-1.8	**23.03**	Q
19	14	**DIHALEVICH Daniil**	BLR	18 APR 1997	8	6	2	-1.8	**23.17**	Q
20	325	**STEMPURSKI Daniel**	POL	18 JAN 1997	9	5	3	-0.7	**23.23**	q
21	315	**CYGLER Robert**	POL	08 MAR 1991	4	8	3	-1.2	**23.26**	q
22	329	**JIYANE Simo-eSihle**	RSA	22 OCT 1996	2	7	2	-1.5	**23.30**	Q
23	390	**BICER Dogan**	TUR	15 APR 1997	9	4	4	-0.7	**23.31**	
24	385	**WANG Shih-Wei**	TPE	06 OCT 1992	6	5	2	-1.5	**23.37**	Q
25	156	**MAHATA Srikrishna**	IND	13 JUL 1994	10	5	3	-1.0	**23.43**	
26	426	**ASHTON Gareth**	USA	25 DEC 1999	5	4	2	-1.8	**23.45**	Q
27	42	**LI Bin**	CHN	11 JUL 1990	5	3	3	-1.8	**23.47**	
28	114	**TANNER Santeri**	FIN	15 DEC 1996	9	2	5	-0.7	**23.55**	
29	223	**MUYEKHO Elijah**	KEN	12 JUL 1994	5	8	4	-1.8	**23.63**	
30	452	**SUTIL Jose**	VEN	20 FEB 1994	6	7	3	-1.5	**23.75**	
31	389	**BAYDAS Huseyin**	TUR	10 APR 1994	2	6	3	-1.5	**23.79**	
32	398	**ORTAC Serdar**	TUR	24 JAN 1997	4	4	4	-1.2	**23.80**	
33	96	**GOMEZ AYALA Victor**	ESP	17 SEP 1996	7	8	4	-1.3	**23.87**	
34	275	**KAMARZAMAN Muhamad**	MAS	12 JUN 1995	7	6	5	-1.3	**23.94**	
35	461	**SHANKOMBO Brian**	ZAM	21 OCT 1995	7	1	6	-1.3	**23.97**	
36	277	**MUHAMAD Nur**	MAS	27 OCT 1999	9	6	6	-0.7	**23.98**	
37	147	**VOUROS Alexios**	GRE	28 DEC 1998	3	7	3	-0.6	**24.00**	
38	167	**AL-AZZAWI Basim**	IRQ	10 AUG 1990	8	4	3	-1.8	**24.10**	
39	285	**KEITA Moussa**	MLI	05 AUG 1990	10	7	4	-1.0	**24.15**	
40	92	**ROSALES Hilton**	ECU	17 APR 1999	3	2	4	-0.6	**24.19**	
41	28	**MENDES Lucas**	BRA	02 MAR 1996	4	3	5	-1.2	**24.20**	
42	278	**RAVINA James**	MAU	16 MAR 1998	4	5	6	-1.2	**24.27**	
43	274	**JAMPERIDIN Muhammad**	MAS	27 JUN 2000	5	2	5	-1.8	**24.31**	
44	166	**AL SAEDI Zaid**	IRQ	02 SEP 1995	5	6	6	-1.8	**24.38**	
45	91	**ESPINOZA Jerson**	ECU	14 APR 1998	6	2	4	-1.5	**24.59**	

Legend

DQ = Disqualified
DNF = Did Not Finish
R.T. = Reaction
DNS = Did Not Start
Fn = False Start

KRONOS
DEAFLYMPICS

RANK	BIB	SURNAME & NAME	NOC	DATE OF BIRTH	HEAT	LANE	RANK	WIND	TIME	
46	264	**DHU Mohammed**	LBA	15 JUL 1999	1	8	4	-0.6	**24.62**	
47	262	**ALQIDDAR Omer**	LBA	18 MAR 1996	5	1	7	-1.8	**24.63**	
48	120	**ORAM Malachi**	GBR	08 FEB 1996	3	8	5	-0.6	**24.66**	
49	75	**MOSQUERA Roberto**	COL	22 FEB 1995	6	3	5	-1.5	**24.71**	
50	451	**GUILLEN GUAINA Orlando**	VEN	19 APR 1998	1	7	5	-0.6	**24.73**	
51	463	**TURE' Abubacar**	POR	02 NOV 1998	8	8	4	-1.8	**24.87**	
52	458	**MUBANGA Bright**	ZAM	19 MAY 1995	3	3	6	-0.6	**25.00**	
53	58	**KOUASSI Yao**	CIV	28 APR 1995	1	1	6	-0.6	**25.05**	
54	90	**DE LA ROSA Carlos**	ECU	15 AUG 1995	4	2	7	-1.2	**25.22**	
55	1	**KHALIQYAR Eklil**	AFG	29 MAR 1995	5	7	8	-1.8	**26.36**	
56	282	**TALESKI Davor**	MKD	09 JUN 1999	6	6	6	-1.5	**27.05**	
57	281	**CHEHOVIKJ Samir**	MKD	23 NOV 1998	2	2	4	-1.5	**27.14**	
58	59	**TOURE Inza**	CIV	19 DEC 1988	7	7	7	-1.3	**27.49**	
59	292	**KARKI Balaram**	NEP	27 MAR 1994	10	4	5	-1.0	**32.79**	

NOT RANKED

	56	**AMON Patrick**	CIV	08 OCT 1989	2	5		-1.5	**DNS**	
	62	**DIWOUTA Edimo**	CMR	11 NOV 1991	4	6		-1.2	**DNS**	
	68	**TAGNE Mountessou**	CMR	18 JAN 1990	1	2		-0.6	**DNS**	
	86	**CABA DOMINGUEZ Raine**	DOM	05 JAN 1994	6	1		-1.5	**DNS**	
	89	**MELENCIANO REYES Christo**	DOM	13 MAY 1998	3	6		-0.6	**DNS**	
	144	**OKYERE Ofori**	GHA	28 MAY 1998	2	4		-1.5	**DNS**	
	146	**SAM Emmanuel**	GHA	25 DEC 1992	3	4		-0.6	**DNS**	
	248	**ALDIHANI Khaled**	KUW	16 JAN 1994	6	4		-1.5	**DNS**	
	298	**BOLU John**	NGR	21 FEB 1998	8	2		-1.8	**DNS**	
	301	**NWABENU Uche**	NGR	15 NOV 1993	10	8		-1.0	**DNS**	
	306	**UDOH Essien**	NGR	09 AUG 1983	2	8		-1.5	**DNS**	
	309	**ARSHAD Nadeem**	PAK	02 SEP 1986	8	5		-1.8	**DNS**	
	310	**BUTT Waqar**	PAK	04 SEP 1987	9	3		-0.7	**DNS**	
	311	**HUSSAIN Shahid**	PAK	14 JUL 1988	10	2		-1.0	**DNS**	
	455	**BANDA Misozi**	ZAM	05 JAN 1992	2	3		-1.5	**DNS**	
	456	**CHOMBA Mpundu**	ZAM	23 SEP 1996	1	4		-0.6	**DNS**	
	414	**NOSENKO Mykola**	UKR	16 JAN 1990	7	3		-1.3	**DNF**	
	117	**GRAHAM Mitchell**	GBR	05 MAR 1993	8	7		-1.8	**DQ**	IAAF 162/6

Qualification: First 2 in each heat (Q) and 4 fastest (q) to Semifinal

Legend	
DQ = Disqualified	**DNS** = Did Not Start
DNF = Did Not Finish	**Fn** = False Start
R.T. = Reaction	

RANK BIB SURNAME & NAME NOC ORD - 1 - - 2 - - 3 - - 4 - - 5 - - 6 - RESULT
DATE OF BIRTH

Long Jump - Men - Final

WR	**7.94**	**SMITH Charles**	1966	USA	NEW BRITAIN	30 JUL 1983
DR	**7.63**	**SMITH Dean**	1967	AUS	CHRISTCHURCH	10 JAN 1989

FINAL

1	257	**GRENINS Maris**	LAT	8	6.93	6.88	6.91	7.06	7.10	7.21	**7.21**
		25 FEB 1981			*+0.2*	*+0.6*	*+1.5*	*+1.4*	*+0.3*	*+1.0*	***+1.0***
2	367	**PAKIN Ivan**	RUS	7	6.78	6.93	X	6.84	6.85	7.17	**7.17**
		18 MAY 1991			*+1.8*	*+1.2*	*+1.4*	*+1.5*	*+1.3*	*+1.7*	***+1.7***
3	361	**KULIKOV Maxim**	RUS	3	7.03	7.15	7.02	7.05	7.05	6.80	**7.15**
		30 MAY 1984			*+1.1*	*+1.2*	*+0.3*	*+1.1*	*+0.5*	*+1.0*	***+1.2***
4	85	**NOSEK Jakub**	CZE	9	7.03	X	X	X	X	6.87	**7.03**
		30 OCT 1989			*+0.7*	*+1.2*	*+1.6*	*+0.9*	*+0.8*	*+1.6*	***+0.7***
5	380	**SAWASDEE Surachai**	THA	12	6.77	6.61	6.48	6.45	6.43	6.56	**6.77**
		25 MAR 1995			*+1.5*	*+1.0*	*+1.6*	*+0.9*	*+0.4*	*+1.1*	***+1.5***
6	343	**FEDORENKOV Denis**	RUS	6	X	6.75	4.93	-	-	-	**6.75**
		18 MAR 1996			*+1.5*	*+1.6*	*+1.3*				***+1.6***
7	328	**COSTA Hemilton**	POR	10	6.61	6.74	6.42	6.48	6.47	6.66	**6.74**
		29 JUN 1991			*+2.0*	*+0.5*	*+1.2*	*+1.2*	*+1.7*	*+0.8*	***+0.5***
8	17	**HRALKO Raman**	BLR	4	6.61	6.59	6.59	-	-	-	**6.61**
		28 MAR 1992			*+0.7*	*+1.4*	*+1.5*				***+0.7***
9	403	**DANYLCHENKO Volodymyr**	UKR	11	X	6.61	6.34				**6.61**
		12 OCT 1992			*+1.5*	*+1.4*	*+1.3*				***+1.4***
10	22	**MAISTRENKA Aliaksandr**	BLR	5	X	6.42	6.54				**6.54**
		27 APR 2000			*+1.1*	*+2.7*	*+0.9*				***+0.9***
11	258	**SOKLAKOVS Sergejs**	LAT	1	X	X	6.44				**6.44**
		21 JAN 1995			*+0.2*	*+1.9*	*+1.6*				***+1.6***

NOT RANKED

18	**KOZICH Aliaksandr**	BLR	2	X	X	X				**NM**
	09 OCT 1987			*+0.8*	*+2.4*	*+1.4*				

Starting order	1	2	3	4	5	6	7	8	9	10	11	12
Initial	258	18	361	17	22	343	367	257	85	328	403	380
4th and 5th and 6th at.	17	328	343	380	367	257	85	361				

Details: Start time:18:40 Temperature:+28°C Humidity:70%
Finish Time:21:10 Temperature:+26°C Humidity:75%

As of 26/07/2017 at 20:14

Legend

DQ = Disqualified
DNF = Did Not Finish
- = Did Not Attempt
ORD = Order
DNS = Did Not Start
NM = No Result
X = Failed

GENCLIK VE SPOR BAKANLIGI
TÜRKİYE MİLLİ OLİMPİYAT KOMİTESİ
SAMSUN VALİLİĞİ
SAMSUN BÜYÜKŞEHİR BELEDİYESİ
ONDOKUZ MAYIS ÜNİVERSİTESİ
KRONOS
DEAFLYMPICS

RESULTS

RANK	BIB	SURNAME & NAME	NOC	DATE OF BIRTH	LANE	R.T.	TIME

200 m - Women - First Round

WR	**24.43 TRNKOVA Margareta**	1976	CZE	ROME	30 JUL 2001
DR	**24.43 TRNKOVA Margareta**	1976	CZE	ROME	30 JUL 2001

HEAT 1 OF 4

(Wind: -1.0 m/s)

1	289	**DEN EXTER Elaine**	NED	23 MAR 1997	4	0.233	**26.41**	Q
2	433	**HAGEMAN Makenzie**	USA	17 AUG 1993	5	0.266	**27.01**	Q
3	12	**CHABATAROVA Tatsiana**	BLR	17 FEB 1984	8	0.290	**27.07**	Q
4	232	**WAFULA Ruth**	KEN	21 APR 1999	6		**27.61**	q
5	73	**CHAPARRO Kimberly**	COL	17 NOV 1995	1	0.492	**29.66**	
6	270	**ABDULLAH Norafaeza**	MAS	25 JUL 2001	7	0.271	**29.83**	

NOT RANKED

	294	**ALABI Nofisat**	NGR	13 APR 1992	3		**DNS**
	394	**ESKIN Ipek**	TUR	10 OCT 1999	2		**MED**

Qualification: First 3 in each heat (Q) and 4 fastest (q) to Semifinal

Details: Start time:20:05 Temperature:+28°C Humidity:65%



As of 26/07/2017 at 20:07

HEAT 2 OF 4

(Wind: -0.3 m/s)

1	345	**FILUSHKINA Alena**	RUS	05 DEC 1996	6	0.239	**26.16**	Q
2	27	**ZHURBENKOVA Katsiaryna**	BLR	05 MAY 1998	7	0.299	**26.35**	Q
3	127	**GAEDE Delia**	GER	13 AUG 1999	8	0.237	**26.52**	Q
4	386	**AKAY Aysun**	TUR	30 OCT 1994	3	0.346	**27.40**	q
5	237	**WAMIRA Rael**	KEN	16 JUN 1997	2	0.249	**27.74**	q
6	453	**ZAMBRANO PORTE Maria**	VEN	24 SEP 1990	1	0.365	**28.49**	q
7	8	**HOWELL Jamie**	AUS	04 JUL 1998	5	0.198	**29.59**	

NOT RANKED

Legend	
DQ = Disqualified	**DNS** = Did Not Start
DNF = Did Not Finish	**Fn** = False Start
R.T. = Reaction	**MED** = Medical Report

GENÇLİK VE SPOR BAKANLIĞI
TÜRKİYE MİLLİ OLİMPİYAT KOMİTESİ
T.C. SAMSUN VALİLİĞİ
SAMSUN BÜYÜKŞEHİR BELEDİYESİ
ONDOKUZ MAYIS ÜNİVERSİTESİ
KRONOS
DEAFLYMPICS

RANK	BIB	SURNAME & NAME	NOC	DATE OF BIRTH	LANE	R.T.	TIME
	67	**MBOE Meyong**	CMR	08 APR 1983	4		**DNS**

Qualification: First 3 in each heat (Q) and 4 fastest (q) to Semifinal

Details: Start time:20:11 Temperature:+28°C Humidity:65%

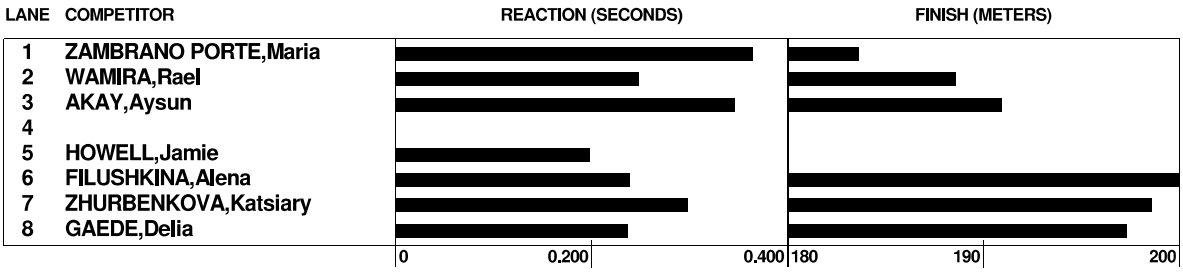

As of 26/07/2017 at 20:13

HEAT 3 OF 4

(Wind: -1.4 m/s)

1	235	**WAMIRA Beryl**	KEN	20 JUN 1995	8	0.287	**26.99**	Q
2	121	**OUNSLEY Jodie**	GBR	17 JAN 2001	1	0.215	**27.45**	Q
3	105	**OZERSKA Melisa**	EST	02 NOV 1998	2	0.269	**28.76**	Q

NOT RANKED

	66	**LEUMA Fanta**	CMR	31 OCT 1989	6		**DNS**
	303	**ONASANYA Oyindamola**	NGR	14 NOV 1997	4		**DNS**
	422	**TURKOVA Olena**	UKR	26 FEB 1996	5		**DNS**
	459	**MUSHIPI Ernestina**	ZAM	20 APR 1995	7		**DNS**
	32	**CAO Yiqi**	CHN	16 JAN 1993	3		**DNF**

Qualification: First 3 in each heat (Q) and 4 fastest (q) to Semifinal

Details: Start time:20:17 Temperature:+28°C Humidity:65%

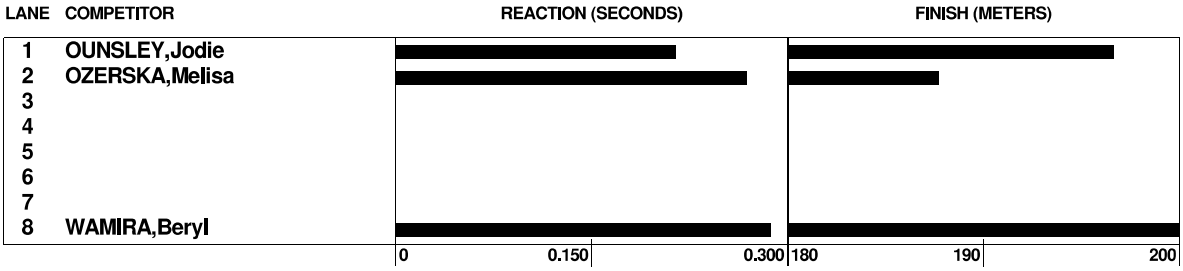

As of 26/07/2017 at 20:20

HEAT 4 OF 4

(Wind: -0.8 m/s)

1	347	**GOLOVINA Ksenia**	RUS	17 MAR 1992	8	0.279	**25.67**	Q
2	41	**JIANG Xiaolan**	CHN	31 MAR 1991	1	0.172	**27.11**	Q
3	376	**ANTUSEKOVA Martina**	SVK	20 MAR 2000	4	0.264	**28.26**	Q

NOT RANKED

	15	**HANCHAROVA Yana**	BLR	09 FEB 1988	6		**DNS**
	137	**BOATENG Peditor**	GHA	14 OCT 1995	2		**DNS**
	299	**CHINWE Elekwachi**	NGR	16 MAY 1995	5		**DNS**
	460	**SAKALA Diniwe**	ZAM	27 JUL 1998	7		**DNS**

Legend	
DQ = Disqualified	**DNS** = Did Not Start
DNF = Did Not Finish	**Fn** = False Start
R.T. = Reaction	

RANK	BIB	SURNAME & NAME	NOC	DATE OF BIRTH	LANE	R.T.	TIME

Qualification: First 3 in each heat (Q) and 4 fastest (q) to Semifinal

Details: Start time:20:21 Temperature:+28°C Humidity:65%

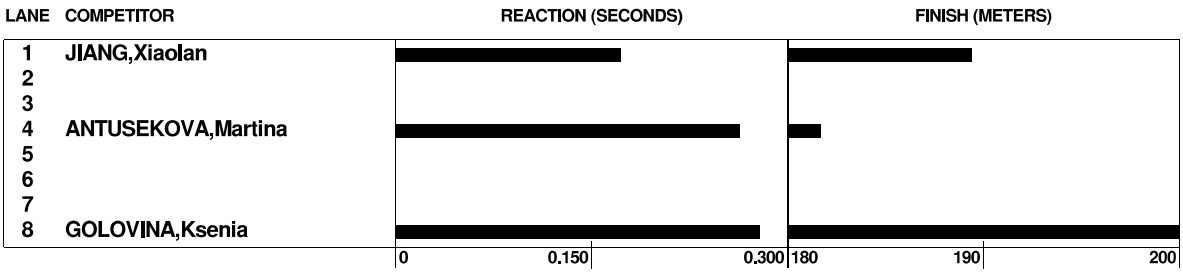

As of 26/07/2017 at 20:22

Legend	
DQ = Disqualified	**DNS** = Did Not Start
DNF = Did Not Finish	**Fn** = False Start
R.T. = Reaction	

SUMMARY

200 m - Women - First Round

WR		**24.43**	**TRNKOVA Margareta**		1976	CZE	ROME				30 JUL 2001
DR		**24.43**	**TRNKOVA Margareta**		1976	CZE	ROME				30 JUL 2001

RANK	BIB	SURNAME & NAME	NOC	DATE OF BIRTH	HEAT	LANE	RANK	WIND	TIME	
1	347	**GOLOVINA Ksenia**	RUS	17 MAR 1992	4	8	1	-0.8	**25.67**	Q
2	345	**FILUSHKINA Alena**	RUS	05 DEC 1996	2	6	1	-0.3	**26.16**	Q
3	27	**ZHURBENKOVA Katsiaryna**	BLR	05 MAY 1998	2	7	2	-0.3	**26.35**	Q
4	289	**DEN EXTER Elaine**	NED	23 MAR 1997	1	4	1	-1.0	**26.41**	Q
5	127	**GAEDE Delia**	GER	13 AUG 1999	2	8	3	-0.3	**26.52**	Q
6	235	**WAMIRA Beryl**	KEN	20 JUN 1995	3	8	1	-1.4	**26.99**	Q
7	433	**HAGEMAN Makenzie**	USA	17 AUG 1993	1	5	2	-1.0	**27.01**	Q
8	12	**CHABATAROVA Tatsiana**	BLR	17 FEB 1984	1	8	3	-1.0	**27.07**	Q
9	41	**JIANG Xiaolan**	CHN	31 MAR 1991	4	1	2	-0.8	**27.11**	Q
10	386	**AKAY Aysun**	TUR	30 OCT 1994	2	3	4	-0.3	**27.40**	q
11	121	**OUNSLEY Jodie**	GBR	17 JAN 2001	3	1	2	-1.4	**27.45**	Q
12	232	**WAFULA Ruth**	KEN	21 APR 1999	1	6	4	-1.0	**27.61**	q
13	237	**WAMIRA Rael**	KEN	16 JUN 1997	2	2	5	-0.3	**27.74**	q
14	376	**ANTUSEKOVA Martina**	SVK	20 MAR 2000	4	4	3	-0.8	**28.26**	Q
15	453	**ZAMBRANO PORTE Maria**	VEN	24 SEP 1990	2	1	6	-0.3	**28.49**	q
16	105	**OZERSKA Melisa**	EST	02 NOV 1998	3	2	3	-1.4	**28.76**	Q
17	8	**HOWELL Jamie**	AUS	04 JUL 1998	2	5	7	-0.3	**29.59**	
18	73	**CHAPARRO Kimberly**	COL	17 NOV 1995	1	1	5	-1.0	**29.66**	
19	270	**ABDULLAH Norafaeza**	MAS	25 JUL 2001	1	7	6	-1.0	**29.83**	

NOT RANKED

BIB	SURNAME & NAME	NOC	DATE OF BIRTH	HEAT	LANE	WIND	
15	**HANCHAROVA Yana**	BLR	09 FEB 1988	4	6	-0.8	**DNS**
66	**LEUMA Fanta**	CMR	31 OCT 1989	3	6	-1.4	**DNS**
67	**MBOE Meyong**	CMR	08 APR 1983	2	4	-0.3	**DNS**
137	**BOATENG Peditor**	GHA	14 OCT 1995	4	2	-0.8	**DNS**
294	**ALABI Nofisat**	NGR	13 APR 1992	1	3	-1.0	**DNS**
299	**CHINWE Elekwachi**	NGR	16 MAY 1995	4	5	-0.8	**DNS**
303	**ONASANYA Oyindamola**	NGR	14 NOV 1997	3	4	-1.4	**DNS**
394	**ESKIN Ipek**	TUR	10 OCT 1999	1	2	-1.0	**MED**
422	**TURKOVA Olena**	UKR	26 FEB 1996	3	5	-1.4	**DNS**
459	**MUSHIPI Ernestina**	ZAM	20 APR 1995	3	7	-1.4	**DNS**
460	**SAKALA Diniwe**	ZAM	27 JUL 1998	4	7	-0.8	**DNS**
32	**CAO Yiqi**	CHN	16 JAN 1993	3	3	-1.4	**DNF**

Qualification: First 3 in each heat (Q) and 4 fastest (q) to Semifinal

Legend	
DQ = Disqualified	**DNS** = Did Not Start
DNF = Did Not Finish	**Fn** = False Start
R.T. = Reaction	**MED**= Medical Report

GENCLIK VE SPOR BAKANLIGI
TÜRKİYE MİLLİ OLİMPİYAT KOMİTESİ
SAMSUN VALİLİĞİ
SAMSUN BÜYÜKŞEHİR BELEDİYESİ
ONDOKUZ MAYIS ÜNİVERSİTESİ
KRONOS
DEAFLYMPICS

RESULTS

400 m - Women - Semifinal

WR	**55.35**	**TSIARENTSYEVA Alena**	1982	BLR	SOFIA	31 JUL 2013
DR	**55.35**	**TSIARENTSYEVA Alena**	1982	BLR	SOFIA	31 JUL 2013

SEMIFINAL 1 OF 3

RANK	BIB	SURNAME & NAME	NOC	DATE OF BIRTH	LANE	R.T.	TIME	
1	354	**KHALADZHAN Asya**	RUS	12 JUN 1992	2	0.281	**57.42**	Q
2	25	**TSIARENTSYEVA Alena**	BLR	24 APR 1982	6	0.238	**59.32**	Q
3	413	**LANDINA Viktoriia**	UKR	27 AUG 1991	7	0.360	**1:00.50**	
4	232	**WAFULA Ruth**	KEN	21 APR 1999	3	0.260	**1:01.32**	
5	443	**STEIN Nicola**	USA	15 AUG 2000	5	0.345	**1:05.70**	

NOT RANKED

	303	**ONASANYA Oyindamola**	NGR	14 NOV 1997	4		**DNS**

Qualification: First 2 in each heat (Q) and 2 fastest (q) to Final

Details: Start time:17:30 Temperature:+33°C Humidity:40%



As of 26/07/2017 at 17:32

SEMIFINAL 2 OF 3

RANK	BIB	SURNAME & NAME	NOC	DATE OF BIRTH	LANE	R.T.	TIME	
1	360	**KUDRIAVTSEVA Ekaterina**	RUS	01 JUL 1986	6	0.271	**57.92**	Q
2	407	**IEZLOVETSKA Natalia**	UKR	21 NOV 1983	5	0.436	**59.06**	Q
3	438	**MCKITTY Shellane**	USA	17 APR 1993	7	0.302	**59.11**	q
4	40	**HUANG Huang**	CHN	01 MAY 1997	3	0.307	**1:04.87**	

NOT RANKED

	300	**ELIJAH Sam**	NGR	25 JUN 2000	2		**DNS**
	459	**MUSHIPI Ernestina**	ZAM	20 APR 1995	4		**DNS**

Qualification: First 2 in each heat (Q) and 2 fastest (q) to Final

Legend	
DQ = Disqualified	**DNS** = Did Not Start
DNF = Did Not Finish	**Fn** = False Start
R.T. = Reaction	

RANK	BIB	SURNAME & NAME	NOC	DATE OF BIRTH	LANE	R.T.	TIME

Details: Start time:17:37 Temperature:+31°C Humidity:51%



As of 26/07/2017 at 17:39

SEMIFINAL 3 OF 3

1	331	**ABUBIAKIROVA Iuliia**	RUS	27 AUG 1996	4	0.274	**58.53**	Q
2	411	**KUPRYCH Solomiia**	UKR	10 JAN 1990	6	0.230	**58.67**	Q
3	33	**CHEN Yan**	CHN	19 FEB 1997	3	0.280	**59.61**	q
4	15	**HANCHAROVA Yana**	BLR	09 FEB 1988	2	0.262	**59.91**	
5	441	**SCOTT Jaida**	USA	06 APR 2000	5	0.538	**1:05.01**	

NOT RANKED

	460	**SAKALA Diniwe**	ZAM	27 JUL 1998	7		**DNS**

Qualification: First 2 in each heat (Q) and 2 fastest (q) to Final

Details: Start time:20:37 Temperature:+28°C Humidity:65%

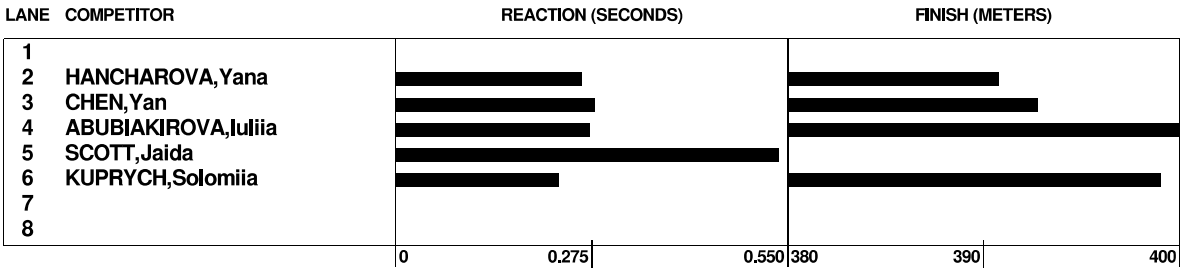

As of 26/07/2017 at 20:39

Legend	
DQ = Disqualified	**DNS** = Did Not Start
DNF = Did Not Finish	**Fn** = False Start
R.T. = Reaction	

SUMMARY

400 m - Women - Semifinal

WR		**55.35**	**TSIARENTSYEVA Alena**		1982	BLR	SOFIA			31 JUL 2013
DR		**55.35**	**TSIARENTSYEVA Alena**		1982	BLR	SOFIA			31 JUL 2013

RANK	BIB	SURNAME & NAME	NOC	DATE OF BIRTH	HEAT	LANE	RANK	WIND	TIME	
1	354	**KHALADZHAN Asya**	RUS	12 JUN 1992	1	2	1		**57.42**	Q
2	360	**KUDRIAVTSEVA Ekaterina**	RUS	01 JUL 1986	2	6	1		**57.92**	Q
3	331	**ABUBIAKIROVA Iuliia**	RUS	27 AUG 1996	3	4	1		**58.53**	Q
4	411	**KUPRYCH Solomiia**	UKR	10 JAN 1990	3	6	2		**58.67**	Q
5	407	**IEZLOVETSKA Natalia**	UKR	21 NOV 1983	2	5	2		**59.06**	Q
6	438	**MCKITTY Shellane**	USA	17 APR 1993	2	7	3		**59.11**	q
7	25	**TSIARENTSYEVA Alena**	BLR	24 APR 1982	1	6	2		**59.32**	Q
8	33	**CHEN Yan**	CHN	19 FEB 1997	3	3	3		**59.61**	q
9	15	**HANCHAROVA Yana**	BLR	09 FEB 1988	3	2	4		**59.91**	
10	413	**LANDINA Viktoriia**	UKR	27 AUG 1991	1	7	3		**1:00.50**	
11	232	**WAFULA Ruth**	KEN	21 APR 1999	1	3	4		**1:01.32**	
12	40	**HUANG Huang**	CHN	01 MAY 1997	2	3	4		**1:04.87**	
13	441	**SCOTT Jaida**	USA	06 APR 2000	3	5	5		**1:05.01**	
14	443	**STEIN Nicola**	USA	15 AUG 2000	1	5	5		**1:05.70**	

NOT RANKED

BIB	SURNAME & NAME	NOC	DATE OF BIRTH	HEAT	LANE	TIME
300	**ELIJAH Sam**	NGR	25 JUN 2000	2	2	**DNS**
303	**ONASANYA Oyindamola**	NGR	14 NOV 1997	1	4	**DNS**
459	**MUSHIPI Ernestina**	ZAM	20 APR 1995	2	4	**DNS**
460	**SAKALA Diniwe**	ZAM	27 JUL 1998	3	7	**DNS**

Qualification: First 2 in each heat (Q) and 2 fastest (q) to Final

Legend

DQ = Disqualified
DNF = Did Not Finish
R.T. = Reaction
DNS = Did Not Start
Fn = False Start

RECORDS BROKEN BY EVENT
DAY 4

NO RECORDS BROKEN ON DAY 4

Report Created 26 July 2017 at 20:44

DAILY PROGRAM 27 JUL 2017

LN/ORD BIB SURNAME & NAME NOC DATE OF BIRTH S.BEST P.BEST

100 m - Decathlon - Men

Decathlon WR	**7964**	**SMITH Dean**	1967	AUS	ADELAIDE	10 MAR 1992
Decathlon DR	**7423**	**SMITH Dean**	1967	AUS	CHRISTCHURCH	13 JAN 1989

27 JUL 2017 15:00

2	85	**NOSEK Jakub**	CZE	30 OCT 1989
3	371	**TSYBIZOV Kirill**	RUS	04 JUL 1986
5	361	**KULIKOV Maxim**	RUS	30 MAY 1984
6	175	**MAEJIMA Hiroyuki**	JPN	15 MAY 1988
7	355	**KHILENKO Konstantin**	RUS	26 AUG 1995
8	205	**NABOKOV Andrey**	KAZ	05 JAN 1988

400 m - Women - Final

WR	**55.35**	**TSIARENTSYEVA Alena**	1982	BLR	SOFIA	31 JUL 2013
DR	**55.35**	**TSIARENTSYEVA Alena**	1982	BLR	SOFIA	31 JUL 2013

FINAL **27 JUL 2017 17:00**

1	438	**MCKITTY Shellane**	USA	17 APR 1993	**59.11**
2	33	**CHEN Yan**	CHN	19 FEB 1997	**59.61**
3	360	**KUDRIAVTSEVA Ekaterina**	RUS	01 JUL 1986	**57.92**
4	331	**ABUBIAKIROVA Iuliia**	RUS	27 AUG 1996	**58.53**
5	411	**KUPRYCH Solomiia**	UKR	10 JAN 1990	**58.67**
6	354	**KHALADZHAN Asya**	RUS	12 JUN 1992	**57.42**
7	407	**IEZLOVETSKA Natalia**	UKR	21 NOV 1983	**59.06**
8	25	**TSIARENTSYEVA Alena**	BLR	24 APR 1982	**59.32**

Deaflympics Records

55.35	**TSIARENTSYEVA** Alena	1982	BLR	SOFIA	31 JUL 2013
56.12	**PEFFERS** Laren		GBR	TAIPEI	7/009
56.67	**IZBASH** Inna		UKR	ROMA	27 JUL 2001
56.69	**BANTZIANOULI** Despoina		GRE	COPENHAGEN	21 JUL 1997
56.60 M	**WINDBRAKE** Rita		FRG	BUCHAREST	20 JUL 1977
56.60 M	**ZAWADZKA** HALINA		POL	BUCHAREST	20 JUL 1977
57.40 M	**GARGAN** Sharon		AUS	BUCHAREST	19 JUL 1977
59.00 M	**WINDBRAKE** Rita		FRG	BELGRADE	10 AUG 1969

Javelin Throw - Women - Final

WR	**49.31**	**HSU An-Yi**	1994	TPE	HSINCHU	31 OCT 2014
DR	**45.98**	**MILLS Amy**	1986	AUS	SOFIA	2/013

27 JUL 2017 17:10

1	192	**TAKAHASHI Nagisa**	JPN	13 AUG 1988	**39.38**	A
2	78	**STEFANAC Laura**	CRO	01 JUL 1998	**46.41**	A
3	363	**MAMLINA Anastasia**	RUS	23 JAN 1993	**43.34**	A
4	30	**UZUNOVA Elena**	BUL	04 JUL 1992	**47.23**	A
5	356	**KLECHKINA Anastasia**	RUS	04 AUG 1994	**38.00**	A
6	291	**WIERSEMA Lucinde**	NED	05 FEB 1998	**38.49**	A
7	383	**HSU An-Yi**	TPE	17 SEP 1994	**47.00**	A
8	52	**YU Shirui**	CHN	14 OCT 1990	**37.72**	A

Deaflympics Records

45.98	**MILLS** Amy	1986	AUS SOFIA	2/013
45.30	**HSU** An-Yi		TPE SOFIA	2/013
44.83	**OLENKO** Kairit		EST SOFIA	2/013
43.04	**MILLS** Amy		AUS MELBOURNE	11 JAN 2005
40.40	**VARGA** Tunde		ROU ROME	29 JUL 2001



400 m - Men - Final

WR	**45.29**	**GASKIN JR Wendell**	1973	USA	KNOXVILLE	17 JUL 1994
DR	**47.09**	**GASKIN JR Wendell**	1973	USA	SOFIA	27 JUL 1993

FINAL

27 JUL 2017 17:20

1	405	**DRACH Sergii**	UKR	02 APR 1988	**49.98**
2	430	**FURLOUGH Delvin**	USA	27 AUG 1989	**49.44**
3	330	**ABDRAKHMANOV Artur**	RUS	16 MAY 1986	**48.91**
4	196	**YAMADA Maki**	JPN	07 JUN 1997	**49.50**
5	399	**SUZEN Yasin**	TUR	10 FEB 1994	**48.27**
6	418	**RUDENKO Dmytro**	UKR	12 JUN 1990	**49.26**
7	369	**SHARAPO Anton**	RUS	01 DEC 1995	**49.42**
8	470	**ADONIJA Benson**	KEN	07 JUL 1992	**49.95**

Deaflympics Records

47.09	**GASKIN JR** Wendell	1973	USA SOFIA	27 JUL 1993
47.00 M	**BOND** Leo		USA BUCHAREST	24 JUL 1977
47.50 M	**POLLAKOWSKI** Gert		GDR MALMOE	27 JUL 1973
48.00 M	**DAMBERGS** Nikolajs		URS BELGRADE	13 AUG 1969
48.90 M	**DZHURUZ** Leonid		URS WASHINGTON	01 JUL 1965
49.70 M	**WERNIMONT** Dennis		USA MILAN	28 AUG 1957
49.70 M	**PEDERSEN** Willy		DEN MILAN	28 AUG 1957
50.80 M	**WERNIMONT** Dennis		USA MILAN	26 AUG 1957
51.20 M	**SMITH** Edwin		USA MILAN	26 AUG 1957
51.60 M	**BAATH** Bertil		USA STOCKHOLM	27 AUG 1939

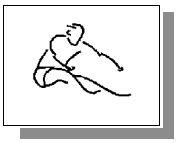

Long Jump - Women - Final

WR	**6.24**	**GIRAT RIVERO Suslaidy**	1987	CUB	TORONTO	19 JUL 2012
DR	**6.13**	**GIRAT RIVERO Suslaidy**	1987	CUB	TAIPEI	11 SEP 2009

27 JUL 2017 18:10

1	34	**DONG Lingyun**	CHN	01 FEB 1994	**5.21**	A
2	8	**HOWELL Jamie**	AUS	04 JUL 1998	**5.13**	A
3	67	**MBOE Meyong**	CMR	08 APR 1983	**5.25**	A
4	104	**OLENKO Kairit**	EST	21 DEC 1985	**5.73**	A
5	119	**LOSALA Asnath**	GBR	24 AUG 1994	**5.09**	A
6	333	**ALEMSEITOVA Angela**	RUS	06 JUN 1990	**5.75**	A
7	80	**GIRAT RIVERO Suslaidy**	CUB	19 AUG 1987	**6.07**	A
8	349	**GRISHINA Marina**	RUS	24 OCT 1988	**6.10**	A
9	16	**HRALKO Marharyta**	BLR	12 JUL 1987	**5.30**	A
10	195	**TANIOKA Maho**	JPN	13 JUN 2001	**4.99**	B

11	365	**NIKIFOROVA Ekaterina**	RUS	21 AUG 1997	**5.62**	A
12	206	**PUTINTSEVA Yelena**	KAZ	05 JAN 1981	**5.05**	A
13	433	**HAGEMAN Makenzie**	USA	17 AUG 1993	**5.75**	A
14	116	**OMAR Makasidy**	FRA	18 OCT 1991	**5.29**	A

Deaflympics Records

6.13	**GIRAT RIVERO** Suslaidy	1987	CUB TAIPEI	11 SEP 2009
5.86	**SVENSSON** Katrin		SWE ROME	27 JUL 2001
5.70	**OJASTU** Annely		URS CHRISTCHURCH	10 JAN 1989
5.68	**IVANOVA** Nina		URS BELGRADE	12 AUG 1969
5.41	**REDKINA** Antonina		URS WASHINGTON	29 JUN 1965
5.27	**SMIRNOVA** Tatiana		URS WASHINGTON	29 JUN 1965
5.23	**JUNGER** Sonja		GER HELSINKI	7/961
4.99	**ZOTOVA** Lydia		URS MILAN	28 AUG 1957
4.84	**LINDBERG** Wally		SWE BRUSSELS	18 AUG 1953
4.83	**MOLLER** Ellen		DEN COPENHAGEN	14 AUG 1949



800 m - Women - Semifinal

WR	**2:07.05** M**WINDBRAKE Rita**	1945	FRG	BONN	03 JUL 1997
DR	**2:10.50** **WINDBRAKE Rita**	1945	FRG	KOLN	27 JUL 1981

SEMIFINAL 1 OF 2

27 JUL 2017 18:30

2	297	**BITRUS Mwanret**	NGR	25 APR 1996	**2:27.66**	B
3	40	**HUANG Huang**	CHN	01 MAY 1997	**2:28.53**	B
4	370	**SOLODOVA Diana**	RUS	26 MAY 1997	**2:13.60**	A
5	181	**OKADA Mio**	JPN	12 AUG 1997	**2:20.78**	A
6	19	**KOZICH Halina**	BLR	26 MAY 1990	**2:15.00**	A
7	331	**ABUBIAKIROVA Iuliia**	RUS	27 AUG 1996	**2:12.03**	A

SEMIFINAL 2 OF 2

27 JUL 2017 18:37

2	360	**KUDRIAVTSEVA Ekaterina**	RUS	01 JUL 1986	**2:14.51**	A
3	77	**DESIC Klaudia**	CRO	28 JUL 1998	**2:26.66**	A
4	25	**TSIARENTSYEVA Alena**	BLR	24 APR 1982	**2:12.00**	A
5	413	**LANDINA Viktoriia**	UKR	27 AUG 1991	**2:15.26**	A
6	149	**MIHALY Reka**	HUN	30 JAN 1996	**2:22.80**	A

Qualification: First 3 in each heat (Q) and 2 fastest (q) to Final

Deaflympics Records

2:10.50	**WINDBRAKE** Rita	1945	FRG KOLN	27 JUL 1981
2:17.40	M**BRZOSKA** Wanda		POL WASHINGTON	30 JUN 1965



800 m - Men - Semifinal

WR	**1:49.70** M**BOND Leo**	1956	USA	BUCHAREST	21 JUL 1977
DR	**1:49.70** M**BOND Leo**	1954	USA	BUCHAREST	21 JUL 1977

SEMIFINAL 1 OF 2

27 JUL 2017 19:00

1	220	**MENJO Baxtone**	KEN	20 AUG 1989	**1:58.80**	A
2	6	**YETTOU Mohamed**	ALG	26 NOV 1992	**1:59.46**	A
3	125	**BLEY Alexander**	GER	24 DEC 1990	**1:52.44**	A
4	176	**MORIMITSU Yuya**	JPN	21 JUL 1995	**1:55.09**	A
5	319	**KULPA Michal**	POL	11 JUN 1987	**1:53.00**	A
6	335	**BAGANOV Daniil**	RUS	10 MAY 1992	**1:55.15**	A
7	168	**YAHYA Ahmed**	IRQ	11 MAY 1990	**1:58.00**	A
8	13	**CHARNIAK Aliaksandr**	BLR	23 NOV 1990	**1:57.00**	A

SEMIFINAL 2 OF 2

27 JUL 2017 19:06

1	234	**WAMBUI Kelvin**	KEN	31 DEC 1994	**1:58.71**	A
2	74	**MENA Luis**	COL	12 APR 1989	**2:00.23**	A
3	100	**MARTINEZ MORGA Jaime**	ESP	23 JAN 1995	**1:53.19**	A
4	334	**ANDREEV Andrey**	RUS	06 OCT 1986	**1:55.20**	A
5	280	**SOTO Fabian**	MEX	20 JAN 1987	**1:53.24**	A
6	243	**LEE Mooyong**	KOR	20 SEP 1989	**1:51.69**	A
7	216	**KOECH John**	KEN	29 AUG 1986	**1:58.50**	A
8	79	**ALMIRA ESPINOSA Roberto**	CUB	13 DEC 1992	**1:55.50**	A

Qualification: First 3 in each heat (Q) and 2 fastest (q) to Final

Deaflympics Records

1:49.70	M	**BOND** Leo	1954	USA BUCHAREST	21 JUL 1977
1:55.10	M	**DZHURUZ** Leonid		URS WASHINGTON	29 JUN 1965
1:56.60	M	**NYGAARD** Karl		USA WASHINGTON	28 JUN 1965
1:56.60	M	**PEDERSEN** Willy		DEN MILAN	30 AUG 1957
1:57.80	M	**BAATH** Bertil		SWE STOCKHOLM	25 AUG 1939
1:59.80	M	**HALL** Andrew		GBR LONDON	21 AUG 1935
2:08.20	M	**CHRISTENSEN** Tage		DEN NUREMBERG	22 AUG 1931
2:08.40	M	**RIEDINGER** Maurice		FRA AMSTERDAM	23 AUG 1928



200 m - Women - Semifinal

WR	**24.43**	**TRNKOVA Margareta**	1976	CZE	ROME	30 JUL 2001
DR	**24.43**	**TRNKOVA Margareta**	1976	CZE	ROME	30 JUL 2001

SEMIFINAL 1 OF 2

27 JUL 2017 20:00

1	232	**WAFULA Ruth**	KEN	21 APR 1999	**27.61**
2	237	**WAMIRA Rael**	KEN	16 JUN 1997	**27.74**
3	41	**JIANG Xiaolan**	CHN	31 MAR 1991	**27.11**
4	433	**HAGEMAN Makenzie**	USA	17 AUG 1993	**27.01**
5	289	**DEN EXTER Elaine**	NED	23 MAR 1997	**26.41**
6	345	**FILUSHKINA Alena**	RUS	05 DEC 1996	**26.16**
7	12	**CHABATAROVA Tatsiana**	BLR	17 FEB 1984	**27.07**
8	376	**ANTUSEKOVA Martina**	SVK	20 MAR 2000	**28.26**

SEMIFINAL 2 OF 2

27 JUL 2017 20:04

1	386	**AKAY Aysun**	TUR	30 OCT 1994	**27.40**
2	453	**ZAMBRANO PORTE Maria**	VEN	24 SEP 1990	**28.49**
3	235	**WAMIRA Beryl**	KEN	20 JUN 1995	**26.99**
4	121	**OUNSLEY Jodie**	GBR	17 JAN 2001	**27.45**
5	347	**GOLOVINA Ksenia**	RUS	17 MAR 1992	**25.67**
6	27	**ZHURBENKOVA Katsiaryna**	BLR	05 MAY 1998	**26.35**
7	105	**OZERSKA Melisa**	EST	02 NOV 1998	**28.76**
8	127	**GAEDE Delia**	GER	13 AUG 1999	**26.52**

Qualification: First 3 in each heat (Q) and 2 fastest (q) to Final

Deaflympics Records

24.43		**TRNKOVA** Margareta	1976	CZE ROME	30 JUL 2001
24.86		**JACKSON** Sherrie		USA LOS ANGELES	14 JUL 1985
25.20	M	**GARGAN** Sharon		AUS BCHAREST	22 JUL 1977
25.60	M	**IVANOVA** Nina		URS MALMO	26 JUL 1973
25.70	M	**FOWLER** Renonia		USA MALMO	25 JUL 1973
25.70	M	**DOERING** Gerdan		POL WASHINGTON	2/961
26.10	M	**PAVLUNINA** Klavdia		URS HELSINKI	8/961
26.70	M	**RIGA** Valentina		URS HELSINKI	8/961
26.80	M	**REDKINA** Antonina		URS HELSINKI	8/961
27.70	M	**NUBEK** Anna		URS MILAN	25 AUG 1957



Discus Throw - Men - Final

WR	58.10	PONTON Cristian	1978	ITA	GORIZIA	15 JUL 2000
DR	57.76	KALMYKOV Dmitry	1992	RUS	SOFIA	01 AUG 2013

FINAL

27 JUL 2017 20:10

1	199	**YUGAMI Masateru**	JPN	14 APR 1993	**57.55**	A
2	124	**BISCHLAGER Christoph**	GER	17 JUL 1983	**45.50**	A
3	446	**WEIS Alex**	USA	15 AUG 1994	**48.47**	A
4	350	**KALMYKOV Dmitry**	RUS	28 FEB 1992	**57.01**	A
5	266	**JURKSA Mindaugas**	LTU	14 OCT 1992	**48.30**	A
6	37	**GAO Yongqiang**	CHN	09 OCT 1984	**45.72**	A
7	160	**PIRAYGHARCHAMAN Sajjad**	IRI	23 JAN 1993	**57.25**	A
8	83	**PEREZ PEREZ Hector**	CUB	17 SEP 1988	**48.40**	A
9	435	**HOCKMAN Jacob**	USA	15 MAR 1994	**46.68**	A
10	324	**ROZUMCZYK Tomasz**	POL	07 JUN 1989	**45.00**	A
11	402	**BILOKON Oleg**	UKR	31 JUL 1977	**53.96**	A
12	46	**SHEN Haijun**	CHN	23 JUL 1987	**45.85**	A

Deaflympics Records

57.76	**KALMYKOV** Dmitry	1992	RUS SOFIA	01 AUG 2013
53.24	**NIEMUTH** David		USA LOS ANGELES	13 JUL 1985
46.90	**HOLCOMB** Jeffrey		USA BUCHAREST	21 JUL 1977
46.86	**HENES** Thomas		USA BELGRADE	11 AUG 1969
44.23	**GAFFKE** Stefan		POL WASHINGTON	1/965
41.52	**RIPIC** Thomas		USA HELSINKI	08 AUG 1961
38.90	**WESTLING** Wilhelm		SWE STOCKHOLM	27 AUG 1939
35.48	**RAHMN** Nils		SWE NUREMBERG	23 AUG 1931
28.12	**BRUNNER** Antoine		FRA AMSTERDAM	28 AUG 1928
25.00	**RUELLAND** Yves		FRA PARIS	14 AUG 1924



200 m - Men - Semifinal

WR	21.15	GASKIN JR Wendell	1973	USA	SOFIA	30 JUL 1993
DR	21.15	GASKIN JR Wendell	1973	USA	SOFIA	30 JUL 1993

SEMIFINAL 1 OF 3

27 JUL 2017 20:30

1	385	**WANG Shih-Wei**	TPE	06 OCT 1992	**23.37**
2	325	**STEMPURSKI Daniel**	POL	18 JAN 1997	**23.23**
3	164	**YADEGARI Hashem**	IRI	26 MAY 1992	**22.74**
4	375	**LENOIR Kim**	SUI	17 JAN 1996	**22.85**
5	196	**YAMADA Maki**	JPN	07 JUN 1997	**22.75**
6	436	**JONES Nicholas**	USA	23 JAN 1995	**22.27**
7	26	**ZAPOISKIKH Siarhei**	BLR	13 SEP 1999	**22.91**
8	329	**JIYANE Simo-eSihle**	RSA	22 OCT 1996	**23.30**

SEMIFINAL 2 OF 3

27 JUL 2017 20:34

1	318	**KOTOWSKI Grzegorz**	POL	08 DEC 1987	**22.96**
2	130	**RUMANCEV Michael**	GER	20 JAN 1994	**23.01**
3	404	**DMYTRYYENKO Oleksandr**	UKR	10 MAY 1987	**22.69**
4	122	**RUDDY John**	GBR	18 NOV 1990	**22.74**
5	366	**OBLOMKOV Victor**	RUS	29 JUN 1994	**22.36**
6	437	**KOSS Taylor**	USA	10 AUG 1993	**22.86**
7	14	**DIHALEVICH Daniil**	BLR	18 APR 1997	**23.17**
8	231	**SIMIYU Paul**	KEN	26 MAR 1994	**22.95**

SEMIFINAL 3 OF 3

27 JUL 2017 20:38

1	315	**CYGLER Robert**	POL	08 MAR 1991	**23.26**
2	426	**ASHTON Gareth**	USA	25 DEC 1999	**23.45**
3	332	**AKSENOV Ilia**	RUS	09 DEC 1990	**22.66**
4	236	**WAMIRA David**	KEN	10 APR 1987	**22.66**
5	424	**VYSHYNSKYI Dmytro**	UKR	18 JUL 1996	**23.03**
6	82	**LARRUDET GIL Erly**	CUB	08 AUG 1985	**22.95**
7	23	**RAHULIA Uladzislau**	BLR	24 APR 1998	**23.00**
8	72	**CABEZAS ROSERO Janer**	COL	04 OCT 1988	**23.00**

Qualification: First 2 in each heat (Q) and 2 fastest (q) to Final

Deaflympics Records

21.15	**GASKIN JR** Wendell	1973	USA SOFIA	30 JUL 1993
21.30 M	**WASHINGTON** Gary		USA MALMOE	25 JUL 973
21.60 M	**LUKASH** Valery		URS MALMOE	24 JUL 1973
22.00 M	**FOLDESSY** Jozsef		HUN BELGRADE	13 AUG 1969
22.00 M	**DAVIS** James		USA WASHINGTON	30 JUN 1965
22.40 M	**NIKONOV** Vladimir		URS WASHINGTON	29 JUN 1965
22.70 M	**SMITH** Edwin		USA MILAN	28 AUG 1957
22.70 M	**FREEDMAN** Sheldon		USA MILAN	27 AUG 1957
22.90 M	**ASTROM** Karl		SWE STOCKHOLM	27 AUG 1939
23.40 M	**REINMUND** Paul		FRA PARIS	14 AUG 1924



Decathlon - Men

WR	**7964**	**SMITH Dean**	1967	AUS	ADELAIDE	10 MAR 1992
DR	**7423**	**SMITH Dean**	1967	AUS	CHRISTCHURCH	13 JAN 1989

27 JUL 2017 22:00

1	94	**CANO GARCIA Salvador**	ESP	05 MAY 1987	**5286**	A
2	355	**KHILENKO Konstantin**	RUS	26 AUG 1995	**6100**	A
3	371	**TSYBIZOV Kirill**	RUS	04 JUL 1986	**5800**	A
4	361	**KULIKOV Maxim**	RUS	30 MAY 1984	**5800**	A
5	85	**NOSEK Jakub**	CZE	30 OCT 1989	**6597**	A
6	205	**NABOKOV Andrey**	KAZ	05 JAN 1988	**4400**	B
7	175	**MAEJIMA Hiroyuki**	JPN	15 MAY 1988	**5096**	A

Deaflympics Records

7423	**SMITH** Dean	1967	AUS CHRISTCHURCH	13 JAN 1989
6951	**BEDNAREK** Miroslaw		FRG LOS ANGELES	15 JUL 1985
6500	**DIXON** Terrence		USA KOLN	28 JUL 1981
6309	**POTOPALSKI** Alexandr		URS BUCHAREST	23 JUL 1977

RESULTS

100 m - Decathlon - Men

Decathlon WR	**7964**	**SMITH Dean**	1967	AUS	ADELAIDE	10 MAR 1992
Decathlon DR	**7423**	**SMITH Dean**	1967	AUS	CHRISTCHURCH	13 JAN 1989

(Wind: -2.2 m/s)

RANK	BIB	SURNAME & NAME	NOC	DATE OF BIRTH	LANE	R.T.	TIME	POINTS	TOTAL
1	361	**KULIKOV Maxim**	RUS	30 MAY 1984	5	0.215	**11.50**	**753**	753
2	355	**KHILENKO Konstantin**	RUS	26 AUG 1995	7	0.227	**12.01**	**649**	649
3	175	**MAEJIMA Hiroyuki**	JPN	15 MAY 1988	6	0.249	**12.12**	**628**	628
4	371	**TSYBIZOV Kirill**	RUS	04 JUL 1986	3	0.300	**12.73**	**515**	515
5	205	**NABOKOV Andrey**	KAZ	05 JAN 1988	8	0.283	**13.80**	**341**	341
6	85	**NOSEK Jakub**	CZE	30 OCT 1989	2	0.305	**58.01**		

Details: Start time:15:00 Temperature:+32°C Humidity:51%



As of 27/07/2017 at 15:02

Legend	
DQ = Disqualified	**DNS** = Did Not Start
DNF = Did Not Finish	**Fn** = False Start
R.T. = Reaction	

Long Jump - Decathlon - Men

Decathlon WR	**7964**	**SMITH Dean**	1967	AUS	ADELAIDE	10 MAR 1992
Decathlon DR	**7423**	**SMITH Dean**	1967	AUS	CHRISTCHURCH	13 JAN 1989

RANK	BIB	SURNAME & NAME	NOC	DATE OF BIRTH	RESULT	
1	361	**KULIKOV Maxim**	RUS	30 MAY 1984	**6.94**	*+1.0*
2	355	**KHILENKO Konstantin**	RUS	26 AUG 1995	**6.68**	*+1.0*
3	175	**MAEJIMA Hiroyuki**	JPN	15 MAY 1988	**6.17**	*+1.3*
4	371	**TSYBIZOV Kirill**	RUS	04 JUL 1986	**6.14**	*+0.9*
5	205	**NABOKOV Andrey**	KAZ	05 JAN 1988	**5.26**	*+1.4*

NOT RANKED

	85	**NOSEK Jakub**	CZE	30 OCT 1989	**DNS**

Starting order	1	2	3	4	5	6									
	361	85	371	205	175	355									

Details: Start time:16:10 Temperature:+32°C Humidity:67%
Finish Time:16:31 Temperature:+32°C Humidity:67%

As of 27/07/2017 at 16:32

RANK	BIB	SURNAME & NAME	NOC DATE OF BIRTH	ORD	- 1 -	- 2 -	- 3 -	- 4 -	- 5 -	- 6 -	RESULT	POINTS	TOTAL
1	361	**KULIKOV Maxim**	RUS	1	X	6.90	6.94				**6.94**	**799**	1552
			30 MAY 1984		*+2.0*	*+0.6*	*+1.0*				***+1.0***		
	85	**NOSEK Jakub**	CZE	2							**DNS**		
			30 OCT 1989										
4	371	**TSYBIZOV Kirill**	RUS	3	6.11	6.14	6.02				**6.14**	**617**	1132
			04 JUL 1986		*+0.7*	*+0.9*	*+2.4*				***+0.9***		
5	205	**NABOKOV Andrey**	KAZ	4	5.26	5.08	4.59				**5.26**	**433**	774
			05 JAN 1988		*+1.4*	*+1.5*	*+1.6*				***+1.4***		
3	175	**MAEJIMA Hiroyuki**	JPN	5	6.01	6.01	6.17				**6.17**	**624**	1252
			15 MAY 1988		*+0.1*	*+1.6*	*+1.3*				***+1.3***		
2	355	**KHILENKO Konstantin**	RUS	6	6.62	6.68	6.65				**6.68**	**739**	1388
			26 AUG 1995		*+1.8*	*+1.0*	*+1.8*				***+1.0***		

Legend

DQ = Disqualified	**DNS** = Did Not Start
DNF = Did Not Finish	**NM** = No Result
- = Did Not Attempt	**X** = Failed
ORD = Order	

RESULTS

400 m - Women - Final

WR	**55.35**	**TSIARENTSYEVA Alena**	1982	BLR	SOFIA	31 JUL 2013
DR	**55.35**	**TSIARENTSYEVA Alena**	1982	BLR	SOFIA	31 JUL 2013

FINAL

RANK	BIB	SURNAME & NAME	NOC	DATE OF BIRTH	LANE	R.T.	TIME
1	354	**KHALADZHAN Asya**	RUS	12 JUN 1992	6	0.424	**55.78**
2	25	**TSIARENTSYEVA Alena**	BLR	24 APR 1982	8	0.264	**57.07**
3	360	**KUDRIAVTSEVA Ekaterina**	RUS	01 JUL 1986	3	0.280	**57.13**
4	331	**ABUBIAKIROVA Iuliia**	RUS	27 AUG 1996	4	0.496	**57.42**
5	411	**KUPRYCH Solomiia**	UKR	10 JAN 1990	5	0.285	**58.61**
6	407	**IEZLOVETSKA Natalia**	UKR	21 NOV 1983	7	0.502	**59.10**
7	33	**CHEN Yan**	CHN	19 FEB 1997	2	0.442	**59.53**
8	438	**MCKITTY Shellane**	USA	17 APR 1993	1		**59.64**

Details: Start time:16:58 Temperature:+33°C Humidity:45%

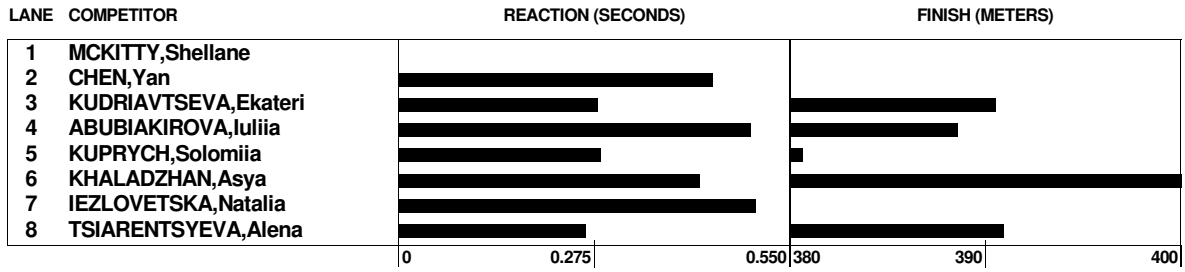

As of 27/07/2017 at 17:01

Legend	
DQ = Disqualified	**DNS** = Did Not Start
DNF = Did Not Finish	**Fn** = False Start
R.T. = Reaction	



RANK BIB SURNAME & NAME NOC ORD - 1 - - 2 - - 3 - - 4 - - 5 - - 6 - RESULT
DATE OF BIRTH



Javelin Throw - Women - Final

WR	**49.31**	H**HSU An-Yi**	1994	TPE	HSINCHU	31 OCT 2014
DR	**45.98**	**MILLS Amy**	1986	AUS	SOFIA	02 AUG 2013

1	78	**STEFANAC Laura**	CRO	2	41.37	X	45.32	45.76	X	49.20	**49.20**	WJR, DR
		01 JUL 1998										
2	383	**HSU An-Yi**	TPE	7	46.80	42.45	42.95	45.79	34.20	41.25	**46.80**	
		17 SEP 1994										
3	363	**MAMLINA Anastasia**	RUS	3	44.00	40.93	X	45.68	X	45.07	**45.68**	
		23 JAN 1993										
4	30	**UZUNOVA Elena**	BUL	4	42.05	41.97	42.60	43.59	41.09	43.65	**43.65**	
		04 JUL 1992										
5	356	**KLECHKINA Anastasia**	RUS	5	39.91	39.98	40.75	36.96	41.34	36.96	**41.34**	
		04 AUG 1994										
6	192	**TAKAHASHI Nagisa**	JPN	1	33.77	X	35.76	34.14	37.67	35.85	**37.67**	
		13 AUG 1988										
7	52	**YU Shirui**	CHN	8	34.67	34.94	37.40	37.51	37.35	37.66	**37.66**	
		14 OCT 1990										
8	291	**WIERSEMA Lucinde**	NED	6	34.79	35.18	30.17	X	31.45	X	**35.18**	
		05 FEB 1998										

Starting order	1	2	3	4	5	6	7	8							
Initial	192	78	363	30	356	291	383	52							
4th and 5th and 6th at.	291	192	52	356	30	363	78	383							

Details: Start time:17:10 Temperature:+31°C Humidity:70%
Finish Time:18:01 Temperature:+31°C Humidity:70%

As of 27/07/2017 at 18:01

Legend	
DQ = Disqualified	**DNS** = Did Not Start
DNF = Did Not Finish	**NM** = No Result
- = Did Not Attempt	**X** = Failed
ORD = Order	

GENÇLİK VE SPOR BAKANLIĞI
TÜRKİYE MİLLİ OLİMPİYAT KOMİTESİ
T.C. SAMSUN VALİLİĞİ
SAMSUN BÜYÜKŞEHİR BELEDİYESİ
ONDOKUZ MAYIS ÜNİVERSİTESİ
KRONOS
DEAFLYMPICS

RESULTS

RANK	BIB	SURNAME & NAME	NOC	DATE OF BIRTH	LANE	R.T.	TIME

400 m - Men - Final

WR	**45.29**	**GASKIN JR Wendell**	1973	USA	KNOXVILLE	17 JUL 1994
DR	**47.09**	**GASKIN JR Wendell**	1973	USA	SOFIA	27 JUL 1993

FINAL

1	399	**SUZEN Yasin**	TUR	10 FEB 1994	5	0.272	**47.03**	DR
2	196	**YAMADA Maki**	JPN	07 JUN 1997	4	0.553	**48.10**	
3	418	**RUDENKO Dmytro**	UKR	12 JUN 1990	6	0.240	**48.25**	
4	369	**SHARAPO Anton**	RUS	01 DEC 1995	7	0.318	**48.33**	
5	330	**ABDRAKHMANOV Artur**	RUS	16 MAY 1986	3	0.230	**48.94**	
6	405	**DRACH Sergii**	UKR	02 APR 1988	1	0.265	**49.67**	
7	430	**FURLOUGH Delvin**	USA	27 AUG 1989	2	0.277	**49.84**	
8	470	**ADONIJA Benson**	KEN	07 JUL 1992	8	0.448	**49.91**	

Details: Start time:17:20 Temperature:+32°C Humidity:48%



As of 27/07/2017 at 17:25

Legend	
DQ = Disqualified	**DNS** = Did Not Start
DNF = Did Not Finish	**Fn** = False Start
R.T. = Reaction	



Shot Put - Decathlon - Men



Decathlon WR	**7964**	**SMITH Dean**			1967	AUS	ADELAIDE					10 MAR 1992	
Decathlon DR	**7423**	**SMITH Dean**			1967	AUS	CHRISTCHURCH					13 JAN 1989	

RANK	BIB	SURNAME & NAME	NOC	ORD	- 1 -	- 2 -	- 3 -	- 4 -	- 5 -	- 6 -	RESULT	POINTS	TOTAL
		DATE OF BIRTH											
1	371	**TSYBIZOV Kirill**	RUS	6	13.28	12.92	13.58				**13.58**	**703**	1835
		04 JUL 1986											
2	205	**NABOKOV Andrey**	KAZ	7	X	10.26	11.10				**11.10**	**552**	1326
		05 JAN 1988											
3	361	**KULIKOV Maxim**	RUS	2	10.47	10.04	10.21				**10.47**	**514**	2066
		30 MAY 1984											
4	355	**KHILENKO Konstantin**	RUS	5	10.27	10.34	10.12				**10.34**	**506**	1894
		26 AUG 1995											
5	175	**MAEJIMA Hiroyuki**	JPN	3	9.41	9.72	9.06				**9.72**	**469**	1721
		15 MAY 1988											

Starting order	1	2	3	4	5										
	361	175	355	371	205										

Details: Start time:17:40 Temperature:+31°C Humidity:57%
Finish Time:17:54 Temperature:+31°C Humidity:56%

As of 27/07/2017 at 17:56

Legend	
DQ = Disqualified	**DNS** = Did Not Start
DNF = Did Not Finish	**NM** = No Result
- = Did Not Attempt	**X** = Failed
ORD = Order	

High Jump - Decathlon - Men

Decathlon WR	**7964**	**SMITH Dean**	1967	AUS	ADELAIDE	10 MAR 1992
Decathlon DR	**7423**	**SMITH Dean**	1967	AUS	CHRISTCHURCH	13 JAN 1989

1	355	**KHILENKO Konstantin**	RUS	26 AUG 1995	**2.06**
2	175	**MAEJIMA Hiroyuki**	JPN	15 MAY 1988	**1.82**
3	371	**TSYBIZOV Kirill**	RUS	04 JUL 1986	**1.79**
4	361	**KULIKOV Maxim**	RUS	30 MAY 1984	**1.76**
5	205	**NABOKOV Andrey**	KAZ	05 JAN 1988	**1.61**

Details: Start time:19:10 Temperature:+28°C Humidity:80%
Finish Time:20:15 Temperature:+26°C Humidity:83%

As of 27/07/2017 at 20:17

RANK	BIB	SURNAME & NAME	NOC DATE OF BIRTH	ORD	1.40 1.70 2.00	1.43 1.73 2.03	1.46 1.76 2.06	1.49 1.79 2.09	1.52 1.82	1.55 1.85	1.58 1.88	1.61 1.91	1.64 1.94	1.67 1.97	RESULT	POINTS	TOTAL
2	175	**MAEJIMA Hiroyuki**	JPN 15 MAY 1988	1	-	-	-	-	-	-	-	-	-	-	**1.82**	**644**	2365
					-	O	O	XXO	XXO	XXX							
5	205	**NABOKOV Andrey**	KAZ 05 JAN 1988	2	O	-	-	O	O	O	-	O	XXX		**1.61**	**472**	1798
3	371	**TSYBIZOV Kirill**	RUS 04 JUL 1986	3	-	-	-	O	-	O	-	O	-	O	**1.79**	**619**	2454
					-	XXO	XO	XXO	XXX								
1	355	**KHILENKO Konstantin**	RUS 26 AUG 1995	5	-	-	-	-	-	-	-	-	-	-	**2.06**	**859**	2753
					-	-	-	-	-	-	O	-	O	-			
					O	XXO	XXO	XXX									
4	361	**KULIKOV Maxim**	RUS 30 MAY 1984	6	-	-	-	-	-	O	-	O	-	O	**1.76**	**593**	2659
					-	O	O	XXX									

Legend	
DQ = Disqualified	**DNS** = Did Not Start
DNF = Did Not Finish	**NM** = No Result
X = Failed	**O** = Cleared
- = Did Not Attempt	**ORD** = Order



Long Jump - Women - Final

WR	**6.24**	**GIRAT RIVERO Suslaidy**	1987	CUB	TORONTO	19 JUL 2012
DR	**6.13**	**GIRAT RIVERO Suslaidy**	1987	CUB	TAIPEI	11 SEP 2009

RANK	BIB	SURNAME & NAME	NOC	ORD	- 1 -	- 2 -	- 3 -	- 4 -	- 5 -	- 6 -	RESULT
		DATE OF BIRTH									
1	349	**GRISHINA Marina**	RUS	8	5.72	5.69	4.74	5.66	5.96	X	**5.96** w
		24 OCT 1988			*+1.1*	*+2.0*	*+2.7*	*+1.5*	*+2.6*	*+2.6*	***+2.6***
2	80	**GIRAT RIVERO Suslaidy**	CUB	7	5.88	5.55	5.67	5.82	5.95	5.58	**5.95**
		19 AUG 1987			*+1.4*	*+1.5*	*0.0*	*+1.8*	*+1.5*	*+1.1*	***+1.5***
3	333	**ALEMSEITOVA Angela**	RUS	6	5.55	5.65	5.34	5.73	5.72	5.66	**5.73**
		06 JUN 1990			*+1.5*	*+1.6*		*+0.8*	*+1.8*	*+1.0*	***+0.8***
4	104	**OLENKO Kairit**	EST	4	5.34	5.40	5.33	5.57	5.67	5.51	**5.67** w
		21 DEC 1985			*+1.3*	*+1.0*	*+0.5*	*+2.6*	*+2.8*	*+2.3*	***+2.8***
5	34	**DONG Lingyun**	CHN	1	5.23	5.04	4.88	4.94	X	X	**5.23**
		01 FEB 1994			*+0.1*	*+0.7*	*+1.4*	*+1.3*	*+1.5*	*+2.8*	***+0.1***
6	365	**NIKIFOROVA Ekaterina**	RUS	11	4.94	5.13	5.20	X	5.07	5.16	**5.20** w
		21 AUG 1997			*+1.5*	*+1.7*	*+2.1*	*+2.3*	*+1.3*	*+2.6*	***+2.1***
7	119	**LOSALA Asnath**	GBR	5	5.11	X	4.87	4.79	X	5.02	**5.11**
		24 AUG 1994			*+1.8*	*+1.4*	*+2.8*	*+1.8*	*+1.1*	*+1.2*	***+1.8***
8	116	**OMAR Makasidy**	FRA	14	X	X	5.07	X	X	4.73	**5.07**
		18 OCT 1991			*+1.9*	*+0.3*	*+0.3*	*+1.5*	*+1.0*	*+2.5*	***+0.3***
9	8	**HOWELL Jamie**	AUS	2	4.87	X	5.04				**5.04** w
		04 JUL 1998			*+1.9*	*+1.8*	*+2.4*				***+2.4***
10	195	**TANIOKA Maho**	JPN	10	4.88	4.61	4.68				**4.88**
		13 JUN 2001			*+0.5*	*+1.1*	*+2.9*				***+0.5***
11	433	**HAGEMAN Makenzie**	USA	13	4.47	4.47	4.32				**4.47**
		17 AUG 1993			*+1.2*	*+1.1*	*+0.6*				***+1.1***
12	206	**PUTINTSEVA Yelena**	KAZ	12	4.18	4.14	3.94				**4.18**
		05 JAN 1981			*+1.1*	*+1.3*	*+3.1*				***+1.1***
13	16	**HRALKO Marharyta**	BLR	9	3.65	X	2.28				**3.65**
		12 JUL 1987			*+1.6*	*+2.0*	*+0.1*				***+1.6***

NOT RANKED

	67	**MBOE Meyong**	CMR	3	**DNS**
		08 APR 1983			

Starting order	1	2	3	4	5	6	7	8	9	10	11	12	13	14	
Initial	34	8	67	104	119	333	80	349	16	195	365	206	433	116	
4th and 5th and 6th at.	116	119	365	34	104	333	349	80							

Details: Start time:18:10 Finish Time:19:40 Temperature:+30°C Temperature:+29°C Humidity:62% Humidity:60%

As of 27/07/2017 at 19:41

Legend

DQ = Disqualified
DNF = Did Not Finish
- = Did Not Attempt
ORD = Order
DNS = Did Not Start
NM = No Result
X = Failed

GENÇLİK VE SPOR BAKANLIĞI
TÜRKİYE MİLLİ OLİMPİYAT KOMİTESİ
T.C. SAMSUN SAMSUN VALİLİĞİ
SAMSUN BÜYÜKŞEHİR BELEDİYESİ
ONDOKUZ MAYIS ÜNİVERSİTESİ
KRONOS
DEAFLYMPICS

RESULTS

800 m - Women - Semifinal

WR	**2:07.05**	MWINDBRAKE Rita	1945	FRG	BONN	03 JUL 1997
DR	**2:10.50**	**WINDBRAKE Rita**	1945	FRG	KOLN	27 JUL 1981

SEMIFINAL 1 OF 2

RANK	BIB	SURNAME & NAME	NOC	DATE OF BIRTH	LANE	TIME
1	331	**ABUBIAKIROVA Iuliia**	RUS	27 AUG 1996	7	**2:18.73** Q
2	19	**KOZICH Halina**	BLR	26 MAY 1990	6	**2:18.75** Q
3	370	**SOLODOVA Diana**	RUS	26 MAY 1997	4	**2:19.33** Q
4	181	**OKADA Mio**	JPN	12 AUG 1997	5	**2:19.94** q
5	40	**HUANG Huang**	CHN	01 MAY 1997	3	**2:31.37**

NOT RANKED

	297	**BITRUS Mwanret**	NGR	25 APR 1996	2	**DNS**

Qualification: First 3 in each heat (Q) and 2 fastest (q) to Final

Intermediate point leaders (Bib and Time):

400 m : 19 1:09.88

Details: Start time:18:29 Temperature:+32°C Humidity:48%



As of 27/07/2017 at 18:33

SEMIFINAL 2 OF 2

RANK	BIB	SURNAME & NAME	NOC	DATE OF BIRTH	LANE	TIME
1	360	**KUDRIAVTSEVA Ekaterina**	RUS	01 JUL 1986	2	**2:22.65** Q
2	413	**LANDINA Viktoriia**	UKR	27 AUG 1991	5	**2:22.80** Q
3	149	**MIHALY Reka**	HUN	30 JAN 1996	6	**2:22.91** Q
4	25	**TSIARENTSYEVA Alena**	BLR	24 APR 1982	4	**2:24.18** q
5	77	**DESIC Klaudia**	CRO	28 JUL 1998	3	**2:27.83**

Qualification: First 3 in each heat (Q) and 2 fastest (q) to Final

Intermediate point leaders (Bib and Time):

400 m : 360 1:13.30

Legend

DQ = Disqualified
DNF = Did Not Finish
R.T. = Reaction
DNS = Did Not Start
Fn = False Start

RANK	BIB	SURNAME & NAME	NOC	DATE OF BIRTH	LANE	R.T.	TIME

Details: Start time:18:37 Temperature:+32°C Humidity:48%

LANE	COMPETITOR	REACTION (SECONDS)	FINISH (METERS)
1			
2	KUDRIAVTSEVA,Ekateri		
3	DESIC,Klaudia		
4	TSIARENTSYEVA,Alena		
5	LANDINA,Viktoriia		
6	MIHALY,Reka		
7			
8			

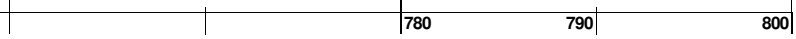

As of 27/07/2017 at 18:40

Legend	
DQ = Disqualified	**DNS** = Did Not Start
DNF = Did Not Finish	**Fn** = False Start
R.T. = Reaction	

SUMMARY



800 m - Women - Semifinal

WR	**2:07.05**	**MWINDBRAKE Rita**	1945	FRG	BONN	03 JUL 1997
DR	**2:10.50**	**WINDBRAKE Rita**	1945	FRG	KOLN	27 JUL 1981

RANK	BIB	SURNAME & NAME	NOC	DATE OF BIRTH	HEAT	LANE	RANK	TIME	
1	331	**ABUBIAKIROVA Iuliia**	RUS	27 AUG 1996	1	7	1	**2:18.73**	Q
2	19	**KOZICH Halina**	BLR	26 MAY 1990	1	6	2	**2:18.75**	Q
3	370	**SOLODOVA Diana**	RUS	26 MAY 1997	1	4	3	**2:19.33**	Q
4	181	**OKADA Mio**	JPN	12 AUG 1997	1	5	4	**2:19.94**	q
5	360	**KUDRIAVTSEVA Ekaterina**	RUS	01 JUL 1986	2	2	1	**2:22.65**	Q
6	413	**LANDINA Viktoriia**	UKR	27 AUG 1991	2	5	2	**2:22.80**	Q
7	149	**MIHALY Reka**	HUN	30 JAN 1996	2	6	3	**2:22.91**	Q
8	25	**TSIARENTSYEVA Alena**	BLR	24 APR 1982	2	4	4	**2:24.18**	q
9	77	**DESIC Klaudia**	CRO	28 JUL 1998	2	3	5	**2:27.83**	
10	40	**HUANG Huang**	CHN	01 MAY 1997	1	3	5	**2:31.37**	

NOT RANKED

	297	**BITRUS Mwanret**	NGR	25 APR 1996	1	2		**DNS**	

Qualification: First 3 in each heat (Q) and 2 fastest (q) to Final

Legend	
DQ = Disqualified	**DNS** = Did Not Start
DNF = Did Not Finish	**Fn** = False Start
R.T. = Reaction	

KRONOS
DEAFLYMPICS

RESULTS

800 m - Men - Semifinal

WR	**1:49.70** MBOND Leo	1956	USA	BUCHAREST		21 JUL 1977
DR	**1:49.70** MBOND Leo	1954	USA	BUCHAREST		21 JUL 1977

SEMIFINAL 1 OF 2

RANK	BIB	SURNAME & NAME	NOC	DATE OF BIRTH	LANE	R.T.	TIME
1	13	**CHARNIAK Aliaksandr**	BLR	23 NOV 1990	8		**1:54.20** Q
2	176	**MORIMITSU Yuya**	JPN	21 JUL 1995	4		**1:54.56** Q
3	125	**BLEY Alexander**	GER	24 DEC 1990	3		**1:54.70** Q
4	319	**KULPA Michal**	POL	11 JUN 1987	5		**1:55.04** q
5	335	**BAGANOV Daniil**	RUS	10 MAY 1992	6		**1:59.30**
6	168	**YAHYA Ahmed**	IRQ	11 MAY 1990	7		**2:01.51**
7	220	**MENJO Baxtone**	KEN	20 AUG 1989	1		**2:04.08**
8	6	**YETTOU Mohamed**	ALG	26 NOV 1992	2		**2:04.52**

Qualification: First 3 in each heat (Q) and 2 fastest (q) to Final

Intermediate point leaders (Bib and Time):

400 m : 335 54.78

Details: Start time:18:58 Temperature:+32°C Humidity:48%

LANE	COMPETITOR	REACTION (SECONDS)	FINISH (METERS)
1	MENJO,Baxtone		
2	YETTOU,Mohamed		
3	BLEY,Alexander		
4	MORIMITSU,Yuya		
5	KULPA,Michal		
6	BAGANOV,Daniil		
7	YAHYA,Ahmed		
8	CHARNIAK,Aliaksandr		

780 790 800

As of 27/07/2017 at 19:02

SEMIFINAL 2 OF 2

RANK	BIB	SURNAME & NAME	NOC	DATE OF BIRTH	LANE	R.T.	TIME
1	243	**LEE Mooyong**	KOR	20 SEP 1989	6		**1:54.88** Q
2	100	**MARTINEZ MORGA Jaime**	ESP	23 JAN 1995	3		**1:55.20** Q
3	216	**KOECH John**	KEN	29 AUG 1986	7		**1:55.29** Q
4	234	**WAMBUI Kelvin**	KEN	31 DEC 1994	1		**1:55.52** q
5	334	**ANDREEV Andrey**	RUS	06 OCT 1986	4		**1:55.96**
6	280	**SOTO Fabian**	MEX	20 JAN 1987	5		**1:56.05**
7	79	**ALMIRA ESPINOSA Roberto**	CUB	13 DEC 1992	8		**1:59.74**
8	74	**MENA Luis**	COL	12 APR 1989	2		**2:05.10**

Qualification: First 3 in each heat (Q) and 2 fastest (q) to Final

Intermediate point leaders (Bib and Time):

400 m : 79 54.71

Legend

DQ = Disqualified
DNF = Did Not Finish
R.T. = Reaction
DNS = Did Not Start
Fn = False Start

RANK	BIB	SURNAME & NAME	NOC	DATE OF BIRTH	LANE	R.T.	TIME

Details: Start time:19:07 Temperature:+32°C Humidity:48%

LANE	COMPETITOR	REACTION (SECONDS)	FINISH (METERS)
1	WAMBUI,Kelvin		
2	MENA,Luis		
3	MARTINEZ MORGA,Jaime		
4	ANDREEV,Andrey		
5	SOTO,Fabian		
6	LEE,Mooyong		
7	KOECH,John		
8	ALMIRA ESPINOSA,Robe		



As of 27/07/2017 at 19:12

Legend	
DQ = Disqualified	**DNS** = Did Not Start
DNF = Did Not Finish	**Fn** = False Start
R.T. = Reaction	

SUMMARY

800 m - Men - Semifinal

WR	**1:49.70** MBOND Leo	1956	USA	BUCHAREST	21 JUL 1977
DR	**1:49.70** MBOND Leo	1954	USA	BUCHAREST	21 JUL 1977

RANK	BIB	SURNAME & NAME	NOC	DATE OF BIRTH	HEAT	LANE	RANK	TIME	
1	13	**CHARNIAK Aliaksandr**	BLR	23 NOV 1990	1	8	1	**1:54.20**	Q
2	176	**MORIMITSU Yuya**	JPN	21 JUL 1995	1	4	2	**1:54.56**	Q
3	125	**BLEY Alexander**	GER	24 DEC 1990	1	3	3	**1:54.70**	Q
4	243	**LEE Mooyong**	KOR	20 SEP 1989	2	6	1	**1:54.88**	Q
5	319	**KULPA Michal**	POL	11 JUN 1987	1	5	4	**1:55.04**	q
6	100	**MARTINEZ MORGA Jaime**	ESP	23 JAN 1995	2	3	2	**1:55.20**	Q
7	216	**KOECH John**	KEN	29 AUG 1986	2	7	3	**1:55.29**	Q
8	234	**WAMBUI Kelvin**	KEN	31 DEC 1994	2	1	4	**1:55.52**	q
9	334	**ANDREEV Andrey**	RUS	06 OCT 1986	2	4	5	**1:55.96**	
10	280	**SOTO Fabian**	MEX	20 JAN 1987	2	5	6	**1:56.05**	
11	335	**BAGANOV Daniil**	RUS	10 MAY 1992	1	6	5	**1:59.30**	
12	79	**ALMIRA ESPINOSA Roberto**	CUB	13 DEC 1992	2	8	7	**1:59.74**	
13	168	**YAHYA Ahmed**	IRQ	11 MAY 1990	1	7	6	**2:01.51**	
14	220	**MENJO Baxtone**	KEN	20 AUG 1989	1	1	7	**2:04.08**	
15	6	**YETTOU Mohamed**	ALG	26 NOV 1992	1	2	8	**2:04.52**	
16	74	**MENA Luis**	COL	12 APR 1989	2	2	8	**2:05.10**	

Qualification: First 3 in each heat (Q) and 2 fastest (q) to Final

Legend

DQ = Disqualified
DNF = Did Not Finish
R.T. = Reaction
DNS = Did Not Start
Fn = False Start

RESULTS

200 m - Women - Semifinal

WR	**24.43**	**TRNKOVA Margareta**	1976	CZE	ROME	30 JUL 2001
DR	**24.43**	**TRNKOVA Margareta**	1976	CZE	ROME	30 JUL 2001

SEMIFINAL 1 OF 2

(Wind: -1.1 m/s)

RANK	BIB	SURNAME & NAME	NOC	DATE OF BIRTH	LANE	R.T.	TIME	
1	345	**FILUSHKINA Alena**	RUS	05 DEC 1996	6	0.238	**26.16**	Q
2	12	**CHABATAROVA Tatsiana**	BLR	17 FEB 1984	7	0.262	**26.46**	Q
3	289	**DEN EXTER Elaine**	NED	23 MAR 1997	5	0.219	**26.52**	Q
4	433	**HAGEMAN Makenzie**	USA	17 AUG 1993	4	0.271	**26.86**	q
5	41	**JIANG Xiaolan**	CHN	31 MAR 1991	3	0.357	**27.30**	
6	232	**WAFULA Ruth**	KEN	21 APR 1999	1	0.218	**27.40**	
7	237	**WAMIRA Rael**	KEN	16 JUN 1997	2	0.238	**28.02**	
8	376	**ANTUSEKOVA Martina**	SVK	20 MAR 2000	8	0.234	**28.38**	

Qualification: First 3 in each heat (Q) and 2 fastest (q) to Final

Details: Start time:19:59 Temperature:+28°C Humidity:78%

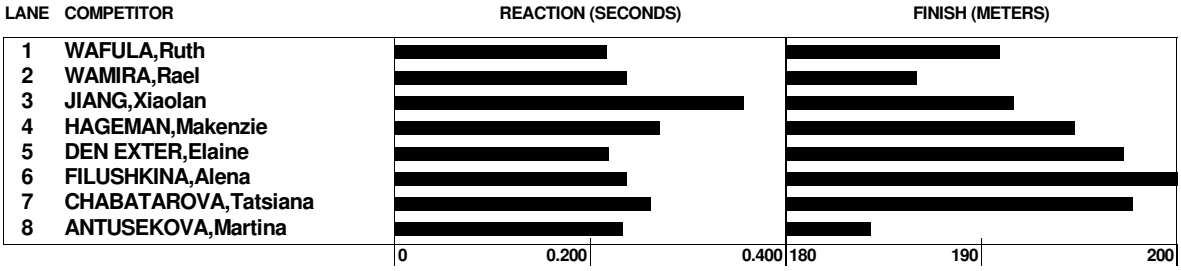

As of 27/07/2017 at 20:01

SEMIFINAL 2 OF 2

(Wind: -3.0 m/s)

RANK	BIB	SURNAME & NAME	NOC	DATE OF BIRTH	LANE	R.T.	TIME	
1	347	**GOLOVINA Ksenia**	RUS	17 MAR 1992	5	0.226	**25.83**	Q
2	235	**WAMIRA Beryl**	KEN	20 JUN 1995	3	0.212	**26.02**	Q
3	27	**ZHURBENKOVA Katsiaryna**	BLR	05 MAY 1998	6	0.235	**26.30**	Q
4	127	**GAEDE Delia**	GER	13 AUG 1999	8	0.296	**26.90**	q
5	121	**OUNSLEY Jodie**	GBR	17 JAN 2001	4	0.223	**27.36**	
6	386	**AKAY Aysun**	TUR	30 OCT 1994	1	0.300	**27.60**	
7	105	**OZERSKA Melisa**	EST	02 NOV 1998	7	0.249	**28.23**	
8	453	**ZAMBRANO PORTE Maria**	VEN	24 SEP 1990	2	0.234	**29.04**	

Qualification: First 3 in each heat (Q) and 2 fastest (q) to Final

Details: Start time:20:04 Temperature:+28°C Humidity:78%

Legend

DQ = Disqualified
DNF = Did Not Finish
R.T. = Reaction
DNS = Did Not Start
Fn = False Start

KRONOS
DEAFLYMPICS

RANK	BIB	SURNAME & NAME	NOC	DATE OF BIRTH	LANE	R.T.	TIME

LANE	COMPETITOR	REACTION (SECONDS)	FINISH (METERS)
1	AKAY,Aysun		
2	ZAMBRANO PORTE,Maria		
3	WAMIRA,Beryl		
4	OUNSLEY,Jodie		
5	GOLOVINA,Ksenia		
6	ZHURBENKOVA,Katsiary		
7	OZERSKA,Melisa		
8	GAEDE,Delia		

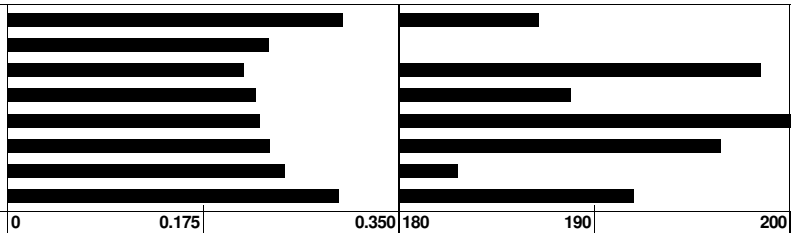

As of 27/07/2017 at 20:06

Legend	
DQ = Disqualified	**DNS** = Did Not Start
DNF = Did Not Finish	**Fn** = False Start
R.T. = Reaction	

SUMMARY

200 m - Women - Semifinal

WR		**24.43**	**TRNKOVA Margareta**		1976	CZE	ROME				30 JUL 2001
DR		**24.43**	**TRNKOVA Margareta**		1976	CZE	ROME				30 JUL 2001

RANK	BIB	SURNAME & NAME	NOC	DATE OF BIRTH	HEAT	LANE	RANK	WIND	TIME	
1	347	**GOLOVINA Ksenia**	RUS	17 MAR 1992	2	5	1	-3.0	**25.83**	Q
2	235	**WAMIRA Beryl**	KEN	20 JUN 1995	2	3	2	-3.0	**26.02**	Q
3	345	**FILUSHKINA Alena**	RUS	05 DEC 1996	1	6	1	-1.1	**26.16**	Q
4	27	**ZHURBENKOVA Katsiaryna**	BLR	05 MAY 1998	2	6	3	-3.0	**26.30**	Q
5	12	**CHABATAROVA Tatsiana**	BLR	17 FEB 1984	1	7	2	-1.1	**26.46**	Q
6	289	**DEN EXTER Elaine**	NED	23 MAR 1997	1	5	3	-1.1	**26.52**	Q
7	433	**HAGEMAN Makenzie**	USA	17 AUG 1993	1	4	4	-1.1	**26.86**	q
8	127	**GAEDE Delia**	GER	13 AUG 1999	2	8	4	-3.0	**26.90**	q
9	41	**JIANG Xiaolan**	CHN	31 MAR 1991	1	3	5	-1.1	**27.30**	
10	121	**OUNSLEY Jodie**	GBR	17 JAN 2001	2	4	5	-3.0	**27.36**	
11	232	**WAFULA Ruth**	KEN	21 APR 1999	1	1	6	-1.1	**27.40**	
12	386	**AKAY Aysun**	TUR	30 OCT 1994	2	1	6	-3.0	**27.60**	
13	237	**WAMIRA Rael**	KEN	16 JUN 1997	1	2	7	-1.1	**28.02**	
14	105	**OZERSKA Melisa**	EST	02 NOV 1998	2	7	7	-3.0	**28.23**	
15	376	**ANTUSEKOVA Martina**	SVK	20 MAR 2000	1	8	8	-1.1	**28.38**	
16	453	**ZAMBRANO PORTE Maria**	VEN	24 SEP 1990	2	2	8	-3.0	**29.04**	

Qualification: First 3 in each heat (Q) and 2 fastest (q) to Final

Legend	
DQ = Disqualified	**DNS** = Did Not Start
DNF = Did Not Finish	**Fn** = False Start
R.T. = Reaction	

RESULTS

200 m - Men - Semifinal

WR	**21.15**	**GASKIN JR Wendell**	1973	USA	SOFIA	30 JUL 1993
DR	**21.15**	**GASKIN JR Wendell**	1973	USA	SOFIA	30 JUL 1993

SEMIFINAL 1 OF 3

(Wind: -1.0 m/s)

RANK	BIB	SURNAME & NAME	NOC	DATE OF BIRTH	LANE	R.T.	TIME
1	196	**YAMADA Maki**	JPN	07 JUN 1997	5	0.227	**22.46** Q
2	164	**YADEGARI Hashem**	IRI	26 MAY 1992	3	0.200	**22.48** Q
3	436	**JONES Nicholas**	USA	23 JAN 1995	6	0.161	**22.58**
4	375	**LENOIR Kim**	SUI	17 JAN 1996	4	0.150	**22.85**
5	26	**ZAPOISKIKH Siarhei**	BLR	13 SEP 1999	7	0.257	**23.14**
6	385	**WANG Shih-Wei**	TPE	06 OCT 1992	1	0.207	**23.32**
7	325	**STEMPURSKI Daniel**	POL	18 JAN 1997	2	0.206	**23.38**
8	329	**JIYANE Simo-eSihle**	RSA	22 OCT 1996	8	0.261	**23.67**

Qualification: First 2 in each heat (Q) and 2 fastest (q) to Final

Details: Start time:20:29 Temperature:+28°C Humidity:78%

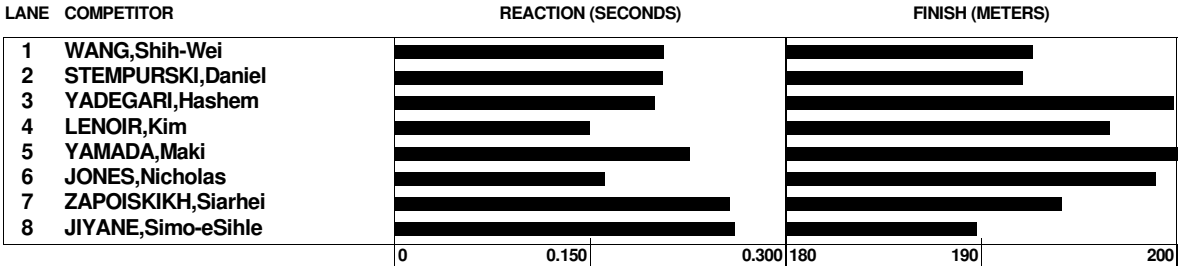

As of 27/07/2017 at 20:31

SEMIFINAL 2 OF 3

(Wind: -1.5 m/s)

RANK	BIB	SURNAME & NAME	NOC	DATE OF BIRTH	LANE	R.T.	TIME
1	404	**DMYTRYYENKO Oleksandr**	UKR	10 MAY 1987	3	0.186	**22.09** Q
2	437	**KOSS Taylor**	USA	10 AUG 1993	6	0.225	**22.11** Q
3	366	**OBLOMKOV Victor**	RUS	29 JUN 1994	5	0.189	**22.14** q
4	122	**RUDDY John**	GBR	18 NOV 1990	4	0.212	**22.65**
5	231	**SIMIYU Paul**	KEN	26 MAR 1994	8	0.236	**22.93**
6	130	**RUMANCEV Michael**	GER	20 JAN 1994	2	0.240	**23.03**
7	14	**DIHALEVICH Daniil**	BLR	18 APR 1997	7	0.194	**23.06**
8	318	**KOTOWSKI Grzegorz**	POL	08 DEC 1987	1	0.427	**23.16**

Qualification: First 2 in each heat (Q) and 2 fastest (q) to Final

Details: Start time:20:38 Temperature:+28°C Humidity:78%

Legend

DQ = Disqualified
DNF = Did Not Finish
R.T. = Reaction
DNS = Did Not Start
Fn = False Start

RANK	BIB	SURNAME & NAME	NOC	DATE OF BIRTH	LANE	R.T.	TIME



As of 27/07/2017 at 20:40

SEMIFINAL 3 OF 3

(Wind: -0.2 m/s)

1	424	**VYSHYNSKYI Dmytro**	UKR	18 JUL 1996	5	0.208	**22.15**	Q
2	236	**WAMIRA David**	KEN	10 APR 1987	4	0.244	**22.34**	Q
3	332	**AKSENOV Ilia**	RUS	09 DEC 1990	3	0.182	**22.47**	q
4	23	**RAHULIA Uladzislau**	BLR	24 APR 1998	7	0.243	**22.82**	
5	82	**LARRUDET GIL Erly**	CUB	08 AUG 1985	6	0.241	**22.93**	
6	72	**CABEZAS ROSERO Janer**	COL	04 OCT 1988	8	0.212	**23.23**	
7	315	**CYGLER Robert**	POL	08 MAR 1991	1	0.231	**23.28**	
8	426	**ASHTON Gareth**	USA	25 DEC 1999	2	0.266	**23.47**	

Qualification: First 2 in each heat (Q) and 2 fastest (q) to Final

Details: Start time:20:46 Temperature:+26°C Humidity:83%

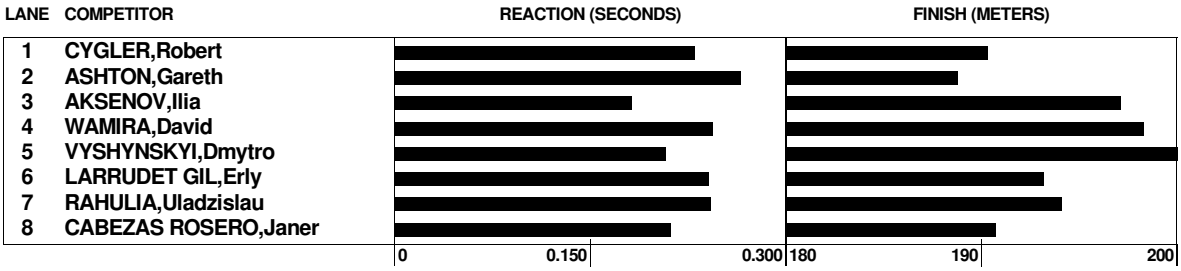

As of 27/07/2017 at 20:47

Legend	
DQ = Disqualified	**DNS** = Did Not Start
DNF = Did Not Finish	**Fn** = False Start
R.T. = Reaction	

SUMMARY



200 m - Men - Semifinal

WR	**21.15**	**GASKIN JR Wendell**	1973	USA	SOFIA	30 JUL 1993
DR	**21.15**	**GASKIN JR Wendell**	1973	USA	SOFIA	30 JUL 1993

RANK	BIB	SURNAME & NAME	NOC	DATE OF BIRTH	HEAT	LANE	RANK	WIND	TIME	
1	404	**DMYTRYYENKO Oleksandr**	UKR	10 MAY 1987	2	3	1	-1.5	**22.09**	Q
2	437	**KOSS Taylor**	USA	10 AUG 1993	2	6	2	-1.5	**22.11**	Q
3	366	**OBLOMKOV Victor**	RUS	29 JUN 1994	2	5	3	-1.5	**22.14**	q
4	424	**VYSHYNSKYI Dmytro**	UKR	18 JUL 1996	3	5	1	-0.2	**22.15**	Q
5	236	**WAMIRA David**	KEN	10 APR 1987	3	4	2	-0.2	**22.34**	Q
6	196	**YAMADA Maki**	JPN	07 JUN 1997	1	5	1	-1.0	**22.46**	Q
7	332	**AKSENOV Ilia**	RUS	09 DEC 1990	3	3	3	-0.2	**22.47**	q
8	164	**YADEGARI Hashem**	IRI	26 MAY 1992	1	3	2	-1.0	**22.48**	Q
9	436	**JONES Nicholas**	USA	23 JAN 1995	1	6	3	-1.0	**22.58**	
10	122	**RUDDY John**	GBR	18 NOV 1990	2	4	4	-1.5	**22.65**	
11	23	**RAHULIA Uladzislau**	BLR	24 APR 1998	3	7	4	-0.2	**22.82**	
12	375	**LENOIR Kim**	SUI	17 JAN 1996	1	4	4	-1.0	**22.85**	
13	231	**SIMIYU Paul**	KEN	26 MAR 1994	2	8	5	-1.5	**22.93**	
14	82	**LARRUDET GIL Erly**	CUB	08 AUG 1985	3	6	5	-0.2	**22.93**	
15	130	**RUMANCEV Michael**	GER	20 JAN 1994	2	2	6	-1.5	**23.03**	
16	14	**DIHALEVICH Daniil**	BLR	18 APR 1997	2	7	7	-1.5	**23.06**	
17	26	**ZAPOISKIKH Siarhei**	BLR	13 SEP 1999	1	7	5	-1.0	**23.14**	
18	318	**KOTOWSKI Grzegorz**	POL	08 DEC 1987	2	1	8	-1.5	**23.16**	
19	72	**CABEZAS ROSERO Janer**	COL	04 OCT 1988	3	8	6	-0.2	**23.23**	
20	315	**CYGLER Robert**	POL	08 MAR 1991	3	1	7	-0.2	**23.28**	
21	385	**WANG Shih-Wei**	TPE	06 OCT 1992	1	1	6	-1.0	**23.32**	
22	325	**STEMPURSKI Daniel**	POL	18 JAN 1997	1	2	7	-1.0	**23.38**	
23	426	**ASHTON Gareth**	USA	25 DEC 1999	3	2	8	-0.2	**23.47**	
24	329	**JIYANE Simo-eSihle**	RSA	22 OCT 1996	1	8	8	-1.0	**23.67**	

Qualification: First 2 in each heat (Q) and 2 fastest (q) to Final

Legend

DQ = Disqualified
DNF = Did Not Finish
R.T. = Reaction
DNS = Did Not Start
Fn = False Start

GENÇLİK VE SPOR BAKANLIĞI
TÜRKİYE MİLLİ OLİMPİYAT KOMİTESİ
T.C. SAMSUN VALİLİĞİ
SAMSUN BÜYÜKŞEHİR BELEDİYESİ
ONDOKUZ MAYIS ÜNİVERSİTESİ
KRONOS
DEAFLYMPICS

RANK BIB SURNAME & NAME NOC DATE OF BIRTH RESULT



Discus Throw - Men - Final

WR	**58.10**	**PONTON Cristian**	1978	ITA	GORIZIA	15 JUL 2000
DR	**57.76**	**KALMYKOV Dmitry**	1992	RUS	SOFIA	01 AUG 2013

FINAL

1	160	**PIRAYGHARCHAMAN Sajjad**	IRI	23 JAN 1993	**57.04**
2	199	**YUGAMI Masateru**	JPN	14 APR 1993	**55.58**
3	350	**KALMYKOV Dmitry**	RUS	28 FEB 1992	**55.25**
4	402	**BILOKON Oleg**	UKR	31 JUL 1977	**50.74**
5	446	**WEIS Alex**	USA	15 AUG 1994	**47.92**
6	46	**SHEN Haijun**	CHN	23 JUL 1987	**46.54**
7	37	**GAO Yongqiang**	CHN	09 OCT 1984	**45.59**
8	435	**HOCKMAN Jacob**	USA	15 MAR 1994	**45.45**
9	124	**BISCHLAGER Christoph**	GER	17 JUL 1983	**44.17**
10	266	**JURKSA Mindaugas**	LTU	14 OCT 1992	**43.65**
11	324	**ROZUMCZYK Tomasz**	POL	07 JUN 1989	**41.29**

NOT RANKED

	83	**PEREZ PEREZ Hector**	CUB	17 SEP 1988	**NM**

Starting order	1	2	3	4	5	6	7	8	9	10	11	12			
Initial	199	124	446	350	266	37	160	83	435	324	402	46			
4th and 5th and 6th at.	446	435	37	46	402	199	350	160							

Details: Start time:20:10 Temperature:+26°C Humidity:83%
Finish Time:21:11 Temperature:+24°C Humidity:85%

As of 27/07/2017 at 21:13

FINAL

RANK	BIB	SURNAME & NAME	NOC DATE OF BIRTH	ORD	- 1 -	- 2 -	- 3 -	- 4 -	- 5 -	- 6 -	RESULT
2	199	**YUGAMI Masateru**	JPN 14 APR 1993	1	49.04	53.15	52.77	52.67	55.58	53.93	**55.58**
9	124	**BISCHLAGER Christoph**	GER 17 JUL 1983	2	42.45	X	44.17				**44.17**
5	446	**WEIS Alex**	USA 15 AUG 1994	3	X	45.35	X	X	47.58	47.92	**47.92**
3	350	**KALMYKOV Dmitry**	RUS 28 FEB 1992	4	55.25	X	54.23	X	X	53.97	**55.25**
10	266	**JURKSA Mindaugas**	LTU 14 OCT 1992	5	X	X	43.65				**43.65**

Legend

DQ = Disqualified
DNF = Did Not Finish
- = Did Not Attempt
ORD = Order
DNS = Did Not Start
NM = No Result
X = Failed

7	37	**GAO Yongqiang**	CHN	6	43.52	45.27	45.59	45.53	45.18	X	**45.59**
		09 OCT 1984									
1	160	**PIRAYGHARCHAMAN Sajjad**	IRI	7	50.56	55.87	54.80	57.04	56.70	54.82	**57.04**
		23 JAN 1993									
	83	**PEREZ PEREZ Hector**	CUB	8	X	X	X				**NM**
		17 SEP 1988									
8	435	**HOCKMAN Jacob**	USA	9	X	45.45	43.54	X	X	44.85	**45.45**
		15 MAR 1994									
11	324	**ROZUMCZYK Tomasz**	POL	10	X	41.29	X				**41.29**
		07 JUN 1989									
4	402	**BILOKON Oleg**	UKR	11	47.65	48.39	49.84	49.55	50.74	48.81	**50.74**
		31 JUL 1977									
6	46	**SHEN Haijun**	CHN	12	42.82	44.35	46.54	43.92	45.53	46.33	**46.54**
		23 JUL 1987									

Legend	
DQ = Disqualified	**DNS** = Did Not Start
DNF = Did Not Finish	**NM** = No Result
- = Did Not Attempt	**X** = Failed
ORD = Order	

RESULTS

400 m - Decathlon - Men

Decathlon WR	**7964**	**SMITH Dean**	1967	AUS	ADELAIDE	10 MAR 1992
Decathlon DR	**7423**	**SMITH Dean**	1967	AUS	CHRISTCHURCH	13 JAN 1989

RANK	BIB	SURNAME & NAME	NOC	DATE OF BIRTH	LANE	R.T.	TIME	POINTS	TOTAL
1	361	**KULIKOV Maxim**	RUS	30 MAY 1984	4	0.187	**51.67**	**739**	3398
2	355	**KHILENKO Konstantin**	RUS	26 AUG 1995	2	0.214	**55.10**	**595**	3348
3	175	**MAEJIMA Hiroyuki**	JPN	15 MAY 1988	7	0.216	**55.62**	**574**	2939
4	371	**TSYBIZOV Kirill**	RUS	04 JUL 1986	3	0.209	**59.69**	**424**	2878
5	205	**NABOKOV Andrey**	KAZ	05 JAN 1988	6	0.269	**1:10.21**	**133**	1931

Details: Start time:21:11 Temperature:+26°C Humidity:83%

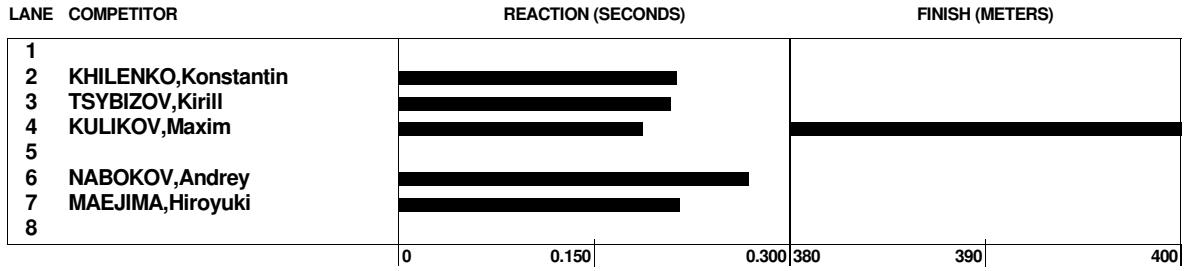

As of 27/07/2017 at 21:13

Legend	
DQ = Disqualified	**DNS** = Did Not Start
DNF = Did Not Finish	**Fn** = False Start
R.T. = Reaction	

RESULTS

Decathlon - Men

WR	**7964**	**SMITH Dean**	1967	AUS	ADELAIDE	10 MAR 1992
DR	**7423**	**SMITH Dean**	1967	AUS	CHRISTCHURCH	13 JAN 1989

RANK	BIB	SURNAME & NAME	NOC	YOB	POINTS
1	361	**KULIKOV Maxim**	RUS	1984	**3398**
2	355	**KHILENKO Konstantin**	RUS	1995	**3348**
3	175	**MAEJIMA Hiroyuki**	JPN	1988	**2939**
4	371	**TSYBIZOV Kirill**	RUS	1986	**2878**
5	205	**NABOKOV Andrey**	KAZ	1988	**1931**

NOT RANKED

	85	**NOSEK Jakub**	CZE	1989	**NM**
	94	**CANO GARCIA Salvador**	ESP	1987	**MED**

RANK	BIB	SURNAME & NAME	NOC YOB	100m	LJ	SP	HJ	400m	110mH	DT	PV	JT	1500m	BEHIND
1	361	**KULIKOV Maxim**	RUS	11.50	6.94	10.47	1.76	51.67						**3398**
			1984	(-2.2)	(+1.0)									
				753(1)	**799**(1)	**514**(3)	**593**(4)	**739**(1)						
					1552(1)	**2066**(1)	**2659**(2)	**3398**(1)						
2	355	**KHILENKO Konstantin**	RUS	12.01	6.68	10.34	2.06	55.10						**3348**
			1995	(-2.2)	(+1.0)									50
				649(2)	**739**(2)	**506**(4)	**859**(1)	**595**(2)						
					1388(2)	**1894**(2)	**2753**(1)	**3348**(2)						
3	175	**MAEJIMA Hiroyuki**	JPN	12.12	6.17	9.72	1.82	55.62						**2939**
			1988	(-2.2)	(+1.3)									459
				628(3)	**624**(3)	**469**(5)	**644**(2)	**574**(3)						
					1252(3)	**1721**(4)	**2365**(4)	**2939**(3)						
4	371	**TSYBIZOV Kirill**	RUS	12.73	6.14	13.58	1.79	59.69						**2878**
			1986	(-2.2)	(+0.9)									520
				515(4)	**617**(4)	**703**(1)	**619**(3)	**424**(4)						
					1132(4)	**1835**(3)	**2454**(3)	**2878**(4)						
5	205	**NABOKOV Andrey**	KAZ	13.80	5.26	11.10	1.61	1:10.21						**1931**
			1988	(-2.2)	(+1.4)									1467
				341(5)	**433**(5)	**552**(2)	**472**(5)	**133**(5)						
					774(5)	**1326**(5)	**1798**(5)	**1931**(5)						

Legend

DQ = Disqualified
DNF = Did Not Finish
DNS = Did Not Start
NM = No Result
MED = Medical Report

NOT RANKED

85	**NOSEK Jakub**	CZE 1989	58.01 (-2.2) **0**	DNS **0**		**NM**

Legend	
DQ = Disqualified	**DNS** = Did Not Start
DNF = Did Not Finish	**NM** = No Result

RECORDS BROKEN BY EVENT
DAY 5

EVENT	DATE	ROUND	BIB	NAME	NAT	BORN	RESULT	RECORDS
400 m		**Men**						
	27 July 2017	Final	399	SUZEN,Yasin	TUR	1994	47.03	DR
Javelin Throw		**Women**						
	27 July 2017	Final	383	HSU,An Yi	TPE	1994	46.80 m	DR
	27 July 2017	Final	78	STEFANAC,Laura	CRO	1998	49.20 m	WJR, DR

DAILY PROGRAM 28 JUL 2017

LN/ORD BIB SURNAME & NAME NOC DATE OF BIRTH S.BEST P.BEST



110 Hurdles - Decathlon - Men

Decathlon WR	**7964**	**SMITH Dean**	1967	AUS	ADELAIDE	10 MAR 1992
Decathlon DR	**7423**	**SMITH Dean**	1967	AUS	CHRISTCHURCH	13 JAN 1989

28 JUL 2017 15:00

2	205	**NABOKOV Andrey**	KAZ	05 JAN 1988	1931	5	1467
3	175	**MAEJIMA Hiroyuki**	JPN	15 MAY 1988	2939	3	459
4	361	**KULIKOV Maxim**	RUS	30 MAY 1984	3398	1	
5	371	**TSYBIZOV Kirill**	RUS	04 JUL 1986	2878	4	520
6	355	**KHILENKO Konstantin**	RUS	26 AUG 1995	3348	2	50

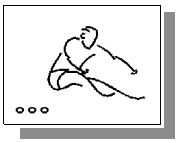

Triple Jump - Women - Final

WR	**13.63**	**GIRAT RIVERO Suslaidy**	1987	CUB	TORONTO	16 JUL 2012
DR	**13.60**	**GIRAT RIVERO Suslaidy**	1987	CUB	SOFIA	2/013

28 JUL 2017 17:30

1	80	**GIRAT RIVERO Suslaidy**	CUB	19 AUG 1987	**12.85**	A
2	351	**KARAPETYAN Kristina**	RUS	05 FEB 1990	**11.44**	A
3	119	**LOSALA Asnath**	GBR	24 AUG 1994	**10.84**	A
4	202	**KHIZHNYAKOVA Olga**	KAZ	27 FEB 1994	**10.20**	A
5	291	**WIERSEMA Lucinde**	NED	05 FEB 1998	**11.18**	A
6	333	**ALEMSEITOVA Angela**	RUS	06 JUN 1990	**11.68**	A
7	16	**HRALKO Marharyta**	BLR	12 JUL 1987	**12.30**	A

Deaflympics Records

13.60	**GIRAT RIVERO** Suslaidy	1987	CUB	SOFIA	2/013
12.81	**CARVAJAL DAVILA** Kenia R.		CUB	MELBORNE	11 JAN 2005
11.34	**WAGNEROVA** Tereza		CZE	COPENHAGEN	23 JUL 1997



200 m - Men - Final

WR	**21.15**	**GASKIN JR Wendell**	1973	USA	SOFIA	30 JUL 1993
DR	**21.15**	**GASKIN JR Wendell**	1973	USA	SOFIA	30 JUL 1993

FINAL

28 JUL 2017 18:00

1	332	**AKSENOV Ilia**	RUS	09 DEC 1990	**22.47**
2	366	**OBLOMKOV Victor**	RUS	29 JUN 1994	**22.14**
3	196	**YAMADA Maki**	JPN	07 JUN 1997	**22.46**
4	437	**KOSS Taylor**	USA	10 AUG 1993	**22.11**
5	424	**VYSHYNSKYI Dmytro**	UKR	18 JUL 1996	**22.15**
6	404	**DMYTRYYENKO Oleksandr**	UKR	10 MAY 1987	**22.09**
7	236	**WAMIRA David**	KEN	10 APR 1987	**22.34**
8	164	**YADEGARI Hashem**	IRI	26 MAY 1992	**22.48**

Deaflympics Records

21.15		**GASKIN JR** Wendell	1973	USA SOFIA	30 JUL 1993
21.30	M	**WASHINGTON** Gary		USA MALMOE	25 JUL 1973
21.60	M	**LUKASH** Valery		URS MALMOE	24 JUL 1973
22.00	M	**FOLDESSY** Jozsef		HUN BELGRADE	13 AUG 1969
22.00	M	**DAVIS** James		USA WASHINGTON	30 JUN 1965
22.40	M	**NIKONOV** Vladimir		URS WASHINGTON	29 JUN 1965
22.70	M	**SMITH** Edwin		USA MILAN	28 AUG 1957
22.70	M	**FREEDMAN** Sheldon		USA MILAN	27 AUG 1957
22.90	M	**ASTROM** Karl		SWE STOCKHOLM	27 AUG 1939
23.40	M	**REINMUND** Paul		FRA PARIS	14 AUG 1924



200 m - Women - Final

WR	**24.43**	**TRNKOVA Margareta**	1976	CZE	ROME	30 JUL 2001
DR	**24.43**	**TRNKOVA Margareta**	1976	CZE	ROME	30 JUL 2001

FINAL

28 JUL 2017 18:20

1	127	**GAEDE Delia**	GER	13 AUG 1999	**26.90**
2	433	**HAGEMAN Makenzie**	USA	17 AUG 1993	**26.86**
3	345	**FILUSHKINA Alena**	RUS	05 DEC 1996	**26.16**
4	12	**CHABATAROVA Tatsiana**	BLR	17 FEB 1984	**26.46**
5	347	**GOLOVINA Ksenia**	RUS	17 MAR 1992	**25.83**
6	235	**WAMIRA Beryl**	KEN	20 JUN 1995	**26.02**
7	289	**DEN EXTER Elaine**	NED	23 MAR 1997	**26.52**
8	27	**ZHURBENKOVA Katsiaryna**	BLR	05 MAY 1998	**26.30**

Deaflympics Records

24.43		**TRNKOVA** Margareta	1976	CZE ROME	30 JUL 2001
24.86		**JACKSON** Sherrie		USA LOS ANGELES	14 JUL 1985
25.20	M	**GARGAN** Sharon		AUS BCHAREST	22 JUL 1977
25.60	M	**IVANOVA** Nina		URS MALMO	26 JUL 1973
25.70	M	**FOWLER** Renonia		USA MALMO	25 JUL 1973
25.70	M	**DOERING** Gerdan		POL WASHINGTON	2/961
26.10	M	**PAVLUNINA** Klavdia		URS HELSINKI	08 AUG 1961
26.70	M	**RIGA** Valentina		URS HELSINKI	08 AUG 1961
26.80	M	**REDKINA** Antonina		URS HELSINKI	08 AUG 1961
27.70	M	**NUBEK** Anna		URS MILAN	25 AUG 1957



800 m - Men - Final

WR	**1:49.70** M	**BOND Leo**	1956	USA	BUCHAREST	21 JUL 1977
DR	**1:49.70** M	**BOND Leo**	1954	USA	BUCHAREST	21 JUL 1977

FINAL

28 JUL 2017 18:40

1	234	**WAMBUI Kelvin**	KEN	31 DEC 1994	**1:55.52**	A
2	216	**KOECH John**	KEN	29 AUG 1986	**1:55.29**	A
3	100	**MARTINEZ MORGA Jaime**	ESP	23 JAN 1995	**1:53.19**	A
4	319	**KULPA Michal**	POL	11 JUN 1987	**1:53.00**	A
5	243	**LEE Mooyong**	KOR	20 SEP 1989	**1:51.69**	A
6	125	**BLEY Alexander**	GER	24 DEC 1990	**1:52.44**	A
7	176	**MORIMITSU Yuya**	JPN	21 JUL 1995	**1:54.56**	A
8	13	**CHARNIAK Aliaksandr**	BLR	23 NOV 1990	**1:54.20**	A

Deaflympics Records				
1:49.70 M **BOND** Leo	1954	USA	BUCHAREST	21 JUL 1977
1:55.10 M **DZHURUZ** Leonid		URS	WASHINGTON	29 JUN 1965
1:56.60 M **NYGAARD** Karl		USA	WASHINGTON	28 JUN 1965
1:56.60 M **PEDERSEN** Willy		DEN	MILAN	30 AUG 1957
1:57.80 M **BAATH** Bertil		SWE	STOCKHOLM	25 AUG 1939
1:59.80 M **HALL** Andrew		GBR	LONDON	21 AUG 1935
2:08.20 M **CHRISTENSEN** Tage		DEN	NUREMBERG	22 AUG 1931
2:08.40 M **RIEDINGER** Maurice		FRA	AMSTERDAM	23 AUG 1928



800 m - Women - Final

WR	**2:07.05** M **WINDBRAKE Rita**	1945	FRG	BONN	03 JUL 1997
DR	**2:10.50** **WINDBRAKE Rita**	1945	FRG	KOLN	27 JUL 1981

FINAL

28 JUL 2017 19:00

1	149	**MIHALY Reka**	HUN	30 JAN 1996	**2:22.80**	A
2	181	**OKADA Mio**	JPN	12 AUG 1997	**2:19.94**	A
3	370	**SOLODOVA Diana**	RUS	26 MAY 1997	**2:13.60**	A
4	360	**KUDRIAVTSEVA Ekaterina**	RUS	01 JUL 1986	**2:14.51**	A
5	25	**TSIARENTSYEVA Alena**	BLR	24 APR 1982	**2:12.00**	A
6	331	**ABUBIAKIROVA Iuliia**	RUS	27 AUG 1996	**2:12.03**	A
7	19	**KOZICH Halina**	BLR	26 MAY 1990	**2:15.00**	A
8	413	**LANDINA Viktoriia**	UKR	27 AUG 1991	**2:15.26**	A

Deaflympics Records				
2:10.50 **WINDBRAKE** Rita	1945	FRG	KOLN	27 JUL 1981
2:17.40 M **BRZOSKA** Wanda		POL	WASHINGTON	30 JUN 1965



4 x 100 Relay - Men - Semifinal

WR	**41.10** **UNITED STATES**	USA	BUCHAREST	24 JUL 1977
DR	**41.10** **UNITED STATES**	USA	BUCHAREST	24 JUL 1977

SEMIFINAL 1 OF 3

28 JUL 2017 19:30

2	**BELARUS**	BLR	**43.50**
3	**UNITED STATES**	USA	**42.04**
4	**KUWAIT**	KUW	**46.00**
5	**CHINA**	CHN	**41.84**
6	**ECUADOR**	ECU	**45.90**
7	**COLOMBIA**	COL	**45.20**
8	**KENYA**	KEN	**44.10**

SEMIFINAL 2 OF 3

28 JUL 2017 19:35

2	**RUSSIAN FEDERATION**	RUS	**42.50**
3	**MALAYSIA**	MAS	**44.70**
4	**NIGERIA**	NGR	**44.67**
5	**POLAND**	POL	**42.30**
6	**LIBYA**	LBA	**46.00**
7	**UKRAINE**	UKR	**41.78**
8	**ALGERIA**	ALG	**46.00**

SEMIFINAL 3 OF 3

28 JUL 2017 19:40

1	**KAZAKHSTAN**	KAZ	**45.90**
2	**CAMEROON**	CMR	**46.00**
3	**GHANA**	GHA	**42.00**
4	**IRAQ**	IRQ	**45.80**
5	**VENEZUELA**	VEN	**43.52**
6	**COTE D'IVOIRE**	CIV	**44.00**
7	**INDIA**	IND	**46.00**
8	**JAPAN**	JPN	**42.02**

Qualification: First 2 in each heat (Q) and 2 fastest (q) to Final

Deaflympics Records			
41.10	**UNITED STATES**	USA BUCHAREST	24 JUL 1977



4 x 100 Relay - Women - Semifinal

WR	**47.21**	**RUSSIAN FEDERATION**	RUS	STARAZAGORA	02 JUL 2016
DR	**47.37**	**BELARUS**	BLR	SOFIA	3/013

SEMIFINAL 1 OF 2

28 JUL 2017 19:50

2	**NIGERIA**	NGR	**53.76**
3	**UKRAINE**	UKR	**48.96**
4	**KENYA**	KEN	**54.30**
5	**BELARUS**	BLR	**47.80**
6	**CHINA**	CHN	**48.91**

SEMIFINAL 2 OF 2

28 JUL 2017 19:55

2	**GHANA**	GHA	**55.00**
3	**RUSSIAN FEDERATION**	RUS	**48.50**
4	**GERMANY**	GER	**50.72**
5	**ESTONIA**	EST	**51.45**
6	**UNITED STATES**	USA	**48.87**

Qualification: First 3 in each heat (Q) and 2 fastest (q) to Final

Deaflympics Records			
47.37	**BELARUS**	BLR SOFIA	3/013



4 x 400 Relay - Men - Semifinal

WR	**3:12.64**	**RUSSIAN FEDERATION**	RUS	SOFIA	03 AUG 2013
DR	**3:12.64**		RUS	SOFIA	03 AUG 2013

SEMIFINAL 1 OF 3

28 JUL 2017 20:20

2	**JAPAN**	JPN	**3:17.32**
3	**CHINA**	CHN	**3:29.58**
4	**KAZAKHSTAN**	KAZ	**3:39.00**
5	**VENEZUELA**	VEN	**3:38.00**
6	**NIGERIA**	NGR	**3:33.46**
7	**TURKEY**	TUR	**3:17.42**

SEMIFINAL 2 OF 3

28 JUL 2017 20:28

2	**UNITED STATES**	USA	**3:18.92**
3	**COLOMBIA**	COL	**3:36.00**
4	**INDIA**	IND	**3:40.00**
5	**IRAQ**	IRQ	**3:36.00**
6	**CAMEROON**	CMR	**3:40.00**
7	**GHANA**	GHA	**3:10.00**
8	**POLAND**	POL	**3:22.00**

SEMIFINAL 3 OF 3

28 JUL 2017 20:36

2	**UKRAINE**	UKR	**3:17.08**
3	**ZAMBIA**	ZAM	**3:40.00**
4	**ALGERIA**	ALG	**3:37.83**
5	**KENYA**	KEN	**3:28.00**
6	**MALAYSIA**	MAS	**3:35.50**
7	**RUSSIAN FEDERATION**	RUS	**3:18.00**

Qualification: First 2 in each heat (Q) and 2 fastest (q) to Final

Deaflympics Records		
3:12.64	RUS SOFIA	03 AUG 2013



Decathlon - Men

WR	**7964**	**SMITH Dean**	1967	AUS	ADELAIDE	10 MAR 1992
DR	**7423**	**SMITH Dean**	1967	AUS	CHRISTCHURCH	13 JAN 1989

27 JUL 2017 22:00

2	355	**KHILENKO Konstantin**	RUS	26 AUG 1995	**6100**	A
3	371	**TSYBIZOV Kirill**	RUS	04 JUL 1986	**5800**	A
4	361	**KULIKOV Maxim**	RUS	30 MAY 1984	**5800**	A
5	85	**NOSEK Jakub**	CZE	30 OCT 1989	**6597**	A
6	205	**NABOKOV Andrey**	KAZ	05 JAN 1988	**4400**	B
7	175	**MAEJIMA Hiroyuki**	JPN	15 MAY 1988	**5096**	A
8	94	**CANO GARCIA Salvador**	ESP	05 MAY 1987	**5286**	A

Deaflympics Records				
7423	**SMITH** Dean	1967	AUS CHRISTCHURCH	13 JAN 1989
6951	**BEDNAREK** Miroslaw		FRG LOS ANGELES	15 JUL 1985
6500	**DIXON** Terrence		USA KOLN	28 JUL 1981
6309	**POTOPALSKI** Alexandr		URS BUCHAREST	23 JUL 1977

RESULTS

110 Hurdles - Decathlon - Men

Decathlon WR	**7964**	**SMITH Dean**	1967	AUS	ADELAIDE	10 MAR 1992
Decathlon DR	**7423**	**SMITH Dean**	1967	AUS	CHRISTCHURCH	13 JAN 1989

(Wind: -2.6 m/s)

RANK	BIB	SURNAME & NAME	NOC	DATE OF BIRTH	LANE	R.T.	TIME	POINTS	TOTAL
1	361	**KULIKOV Maxim**	RUS	30 MAY 1984	4	0.221	**15.56**	**783**	4181
2	355	**KHILENKO Konstantin**	RUS	26 AUG 1995	6	0.204	**15.88**	**746**	4094
3	371	**TSYBIZOV Kirill**	RUS	04 JUL 1986	5	0.257	**18.27**	**499**	3377
4	175	**MAEJIMA Hiroyuki**	JPN	15 MAY 1988	3	0.268	**18.61**	**467**	3406
5	205	**NABOKOV Andrey**	KAZ	05 JAN 1988	2	0.259	**22.22**	**195**	2126

Details: Start time:15:00 Temperature:+28°C Humidity:61%

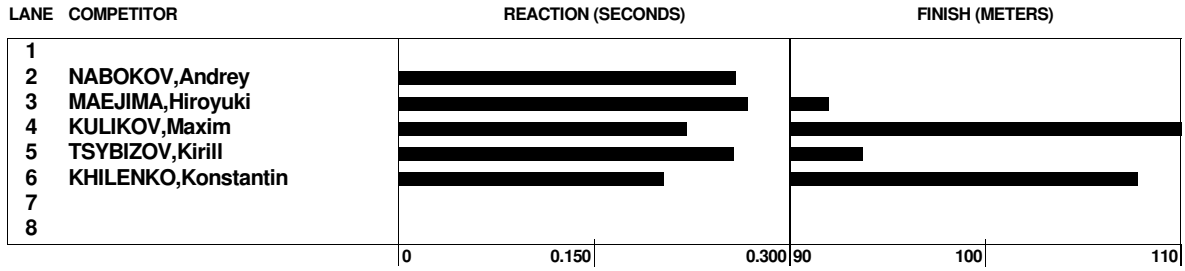

As of 28/07/2017 at 15:02

Legend	
DQ = Disqualified	**DNS** = Did Not Start
DNF = Did Not Finish	**Fn** = False Start
R.T. = Reaction	



Discus Throw - Decathlon - Men

Decathlon WR	**7964**	**SMITH Dean**	1967	AUS	ADELAIDE	10 MAR 1992
Decathlon DR	**7423**	**SMITH Dean**	1967	AUS	CHRISTCHURCH	13 JAN 1989

RANK	BIB	SURNAME & NAME	NOC	DATE OF BIRTH	ORD	- 1 -	- 2 -	- 3 -	- 4 -	- 5 -	- 6 -	RESULT	POINTS	TOTAL
1	371	**TSYBIZOV Kirill**	RUS	04 JUL 1986	2	40.18	41.42	X				**41.42**	**693**	4070
2	355	**KHILENKO Konstantin**	RUS	26 AUG 1995	3	30.29	27.71	X				**30.29**	**470**	4564
3	205	**NABOKOV Andrey**	KAZ	05 JAN 1988	4	X	22.51	28.35				**28.35**	**432**	2558
4	361	**KULIKOV Maxim**	RUS	30 MAY 1984	1	27.94	27.87	28.23				**28.23**	**430**	4611
5	175	**MAEJIMA Hiroyuki**	JPN	15 MAY 1988	5	25.85	24.73	24.51				**25.85**	**383**	3789

Starting order	1	2	3	4	5										
	361	371	355	205	175										

Details: Start time:16:10 Temperature:+26°C Humidity:69%
Finish Time:16:36 Temperature:+26°C Humidity:69%

As of 28/07/2017 at 16:36

Legend	
DQ = Disqualified	**DNS** = Did Not Start
DNF = Did Not Finish	**NM** = No Result
- = Did Not Attempt	**X** = Failed
ORD = Order	

Triple Jump - Women - Final

WR	**13.63**	**GIRAT RIVERO Suslaidy**	1987	CUB	TORONTO	16 JUL 2012
DR	**13.60**	**GIRAT RIVERO Suslaidy**	1987	CUB	SOFIA	2/013

RANK	BIB	SURNAME & NAME	NOC	DATE OF BIRTH	RESULT	
1	80	**GIRAT RIVERO Suslaidy**	CUB	19 AUG 1987	**13.23** w	*+4.6*
2	16	**HRALKO Marharyta**	BLR	12 JUL 1987	**11.95** w	*+2.8*
3	333	**ALEMSEITOVA Angela**	RUS	06 JUN 1990	**11.89** w	*+5.2*
4	351	**KARAPETYAN Kristina**	RUS	05 FEB 1990	**11.72** w	*+4.8*
5	291	**WIERSEMA Lucinde**	NED	05 FEB 1998	**11.55** w	*+5.5*
6	202	**KHIZHNYAKOVA Olga**	KAZ	27 FEB 1994	**10.40** w	*+5.4*

NOT RANKED

	119	**LOSALA Asnath**	GBR	24 AUG 1994	**NM**

Starting order	1	2	3	4	5	6	7								
Initial	80	351	119	202	291	333	16								
4th and 5th and 6th at.	119	202	291	16	351	333	80								

Details: Start time:17:30 Temperature:+25°C Humidity:64%
Finish Time:18:15 Temperature:+24°C Humidity:64%

As of 28/07/2017 at 18:38

RANK	BIB	SURNAME & NAME	NOC DATE OF BIRTH	ORD	- 1 -	- 2 -	- 3 -	- 4 -	- 5 -	- 6 -	RESULT
1	80	**GIRAT RIVERO Suslaidy**	CUB	1	13.23	12.59	12.96	X	12.82	12.88	**13.23** w
			19 AUG 1987		*+4.6*	*+2.2*	*+4.1*	*+3.9*	*+1.6*	*+2.8*	***+4.6***
4	351	**KARAPETYAN Kristina**	RUS	2	11.33	11.72	11.24	11.36	X	X	**11.72** w
			05 FEB 1990		*+5.9*	*+4.8*	*+3.5*	*+5.6*	*+4.0*	*+4.3*	***+4.8***
	119	**LOSALA Asnath**	GBR	3	X	-	-	-	-	-	**NM**
			24 AUG 1994		*-4.8*						
6	202	**KHIZHNYAKOVA Olga**	KAZ	4	9.87	10.16	10.01	10.25	10.35	10.40	**10.40** w
			27 FEB 1994		*+2.3*	*+6.1*	*+3.7*	*+3.7*	*+3.6*	*+5.4*	***+5.4***
5	291	**WIERSEMA Lucinde**	NED	5	10.85	11.24	11.39	11.55	11.32	X	**11.55** w
			05 FEB 1998		*+4.9*	*+4.3*	*+3.5*	*+5.5*	*+4.4*	*+4.1*	***+5.5***
3	333	**ALEMSEITOVA Angela**	RUS	6	11.48	X	11.89	11.85	11.18	X	**11.89** w
			06 JUN 1990		*+4.2*	*+2.7*	*+5.2*	*+4.3*	*+3.8*	*+5.3*	***+5.2***
2	16	**HRALKO Marharyta**	BLR	7	11.51	11.69	11.70	11.95	11.70	11.56	**11.95** w
			12 JUL 1987		*+3.2*	*+1.7*	*+2.4*	*+2.8*	*+3.3*	*+1.3*	***+2.8***

Legend

DQ = Disqualified
DNF = Did Not Finish
- = Did Not Attempt
ORD = Order
DNS = Did Not Start
NM = No Result
X = Failed

KRONOS
DEAFLYMPICS

RESULTS

200 m - Men - Final

WR	**21.15**	**GASKIN JR Wendell**	1973	USA	SOFIA	30 JUL 1993
DR	**21.15**	**GASKIN JR Wendell**	1973	USA	SOFIA	30 JUL 1993

FINAL

(Wind: -3.1 m/s)

RANK	BIB	SURNAME & NAME	NOC	DATE OF BIRTH	LANE	R.T.	TIME
1	196	**YAMADA Maki**	JPN	07 JUN 1997	3	0.239	**22.30**
2	424	**VYSHYNSKYI Dmytro**	UKR	18 JUL 1996	5	0.176	**22.62**
3	437	**KOSS Taylor**	USA	10 AUG 1993	4	0.237	**22.71**
4	164	**YADEGARI Hashem**	IRI	26 MAY 1992	8	0.285	**22.90**
5	404	**DMYTRYYENKO Oleksandr**	UKR	10 MAY 1987	6	0.196	**22.92**
6	332	**AKSENOV Ilia**	RUS	09 DEC 1990	1	0.202	**23.09**
7	236	**WAMIRA David**	KEN	10 APR 1987	7	0.246	**23.10**

NOT RANKED

366	**OBLOMKOV Victor**	RUS	29 JUN 1994	2	**DQ**	IAAF 162/7

Details: Start time:18:01 Temperature:+25°C Humidity:73%

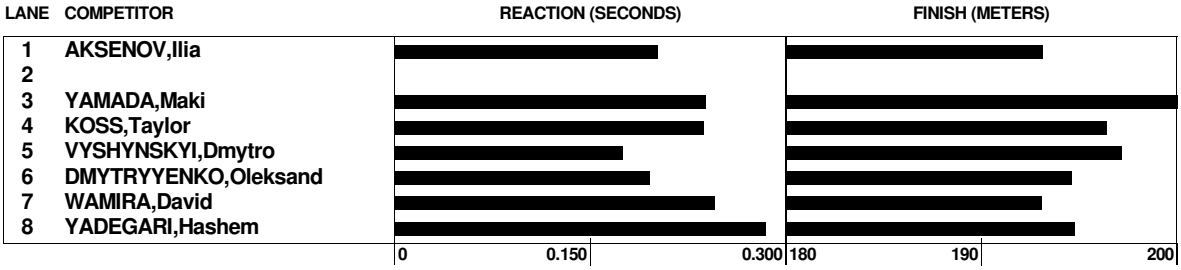

As of 28/07/2017 at 18:07

Legend	
DQ = Disqualified	**DNS** = Did Not Start
DNF = Did Not Finish	**Fn** = False Start
R.T. = Reaction	

RESULTS

200 m - Women - Final

WR	**24.43**	**TRNKOVA Margareta**	1976	CZE	ROME	30 JUL 2001
DR	**24.43**	**TRNKOVA Margareta**	1976	CZE	ROME	30 JUL 2001

FINAL

(Wind: -4.1 m/s)

RANK	BIB	SURNAME & NAME	NOC	DATE OF BIRTH	LANE	R.T.	TIME
1	347	**GOLOVINA Ksenia**	RUS	17 MAR 1992	5	0.430	**25.96**
2	235	**WAMIRA Beryl**	KEN	20 JUN 1995	6	0.229	**26.58**
3	12	**CHABATAROVA Tatsiana**	BLR	17 FEB 1984	4	0.247	**26.95**
4	27	**ZHURBENKOVA Katsiaryna**	BLR	05 MAY 1998	8	0.274	**26.96**
5	345	**FILUSHKINA Alena**	RUS	05 DEC 1996	3	0.268	**27.03**
6	127	**GAEDE Delia**	GER	13 AUG 1999	1	0.334	**27.49**
7	433	**HAGEMAN Makenzie**	USA	17 AUG 1993	2	0.288	**27.74**

NOT RANKED

	289	**DEN EXTER Elaine**	NED	23 MAR 1997	7		**DNF**

Details: Start time:18:19 Temperature:+25°C Humidity:73%

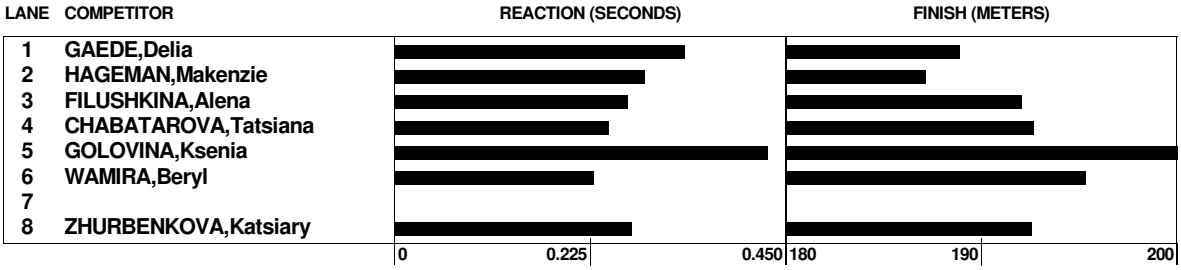

As of 28/07/2017 at 18:22

Legend	
DQ = Disqualified	**DNS** = Did Not Start
DNF = Did Not Finish	**Fn** = False Start
R.T. = Reaction	

800 m - Men - Final

WR	**1:49.70** MBOND Leo	1956	USA	BUCHAREST		21 JUL 1977
DR	**1:49.70** MBOND Leo	1954	USA	BUCHAREST		21 JUL 1977

FINAL

RANK	BIB	SURNAME & NAME	NOC	DATE OF BIRTH	LANE	TIME
1	13	**CHARNIAK Aliaksandr**	BLR	23 NOV 1990	8	**1:53.81**
2	243	**LEE Mooyong**	KOR	20 SEP 1989	5	**1:54.54**
3	100	**MARTINEZ MORGA Jaime**	ESP	23 JAN 1995	3	**1:54.58**
4	216	**KOECH John**	KEN	29 AUG 1986	2	**1:55.14**
5	125	**BLEY Alexander**	GER	24 DEC 1990	6	**1:56.45**
6	234	**WAMBUI Kelvin**	KEN	31 DEC 1994	1	**1:56.75**
8	319	**KULPA Michal**	POL	11 JUN 1987	4	**1:58.79**

NOT RANKED

	176	**MORIMITSU Yuya**	JPN	21 JUL 1995	7	**DQ** IAAF 163.3/b

Intermediate point leaders (Bib and Time):

400 m : 234 58:12.00

Details: Start time:18:38 Temperature:+25°C Humidity:73%

LANE	COMPETITOR
1	WAMBUI,Kelvin
2	KOECH,John
3	MARTINEZ MORGA,Jaime
4	KULPA,Michal
5	LEE,Mooyong
6	BLEY,Alexander
7	
8	CHARNIAK,Aliaksandr

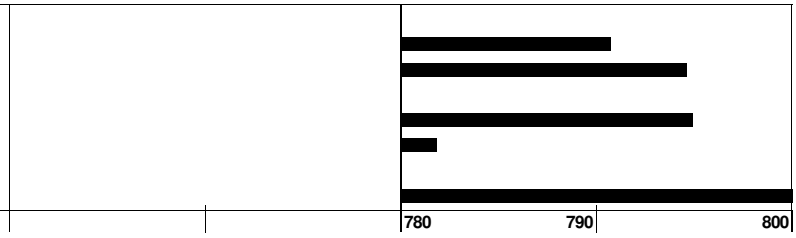

As of 28/07/2017 at 18:43

Legend	
DQ = Disqualified	**DNS** = Did Not Start
DNF = Did Not Finish	**Fn** = False Start
R.T. = Reaction	

Pole Vault - Decathlon - Men

| | | |

RESULTS

800 m - Women - Final

WR	**2:07.05**	M**WINDBRAKE Rita**	1945	FRG	BONN	03 JUL 1997
DR	**2:10.50**	**WINDBRAKE Rita**	1945	FRG	KOLN	27 JUL 1981

FINAL

RANK	BIB	SURNAME & NAME	NOC	DATE OF BIRTH	LANE	TIME
1	331	**ABUBIAKIROVA Iuliia**	RUS	27 AUG 1996	6	**2:13.72**
2	370	**SOLODOVA Diana**	RUS	26 MAY 1997	3	**2:15.09**
3	360	**KUDRIAVTSEVA Ekaterina**	RUS	01 JUL 1986	4	**2:15.26**
4	19	**KOZICH Halina**	BLR	26 MAY 1990	7	**2:15.81**
5	413	**LANDINA Viktoriia**	UKR	27 AUG 1991	8	**2:21.35**
6	181	**OKADA Mio**	JPN	12 AUG 1997	2	**2:22.35**
7	149	**MIHALY Reka**	HUN	30 JAN 1996	1	**2:27.18**

NOT RANKED

	25	**TSIARENTSYEVA Alena**	BLR	24 APR 1982	5	**DNF**

Intermediate point leaders (Bib and Time):

400 m : 331 1:08.53

Details: Start time:19:01 Temperature:+25°C Humidity:73%

LANE	COMPETITOR	REACTION (SECONDS)	FINISH (METERS)
1	MIHALY,Reka		
2	OKADA,Mio		
3	SOLODOVA,Diana		
4	KUDRIAVTSEVA,Ekateri		
5			
6	ABUBIAKIROVA,Iuliia		
7	KOZICH,Halina		
8	LANDINA,Viktoriia		

780 790 800

As of 28/07/2017 at 19:05

Legend	
DQ = Disqualified	**DNS** = Did Not Start
DNF = Did Not Finish	**Fn** = False Start
R.T. = Reaction	

RESULTS

RANK	BIB	SURNAME & NAME	NOC	ORD	- 1 -	- 2 -	- 3 -	- 4 -	- 5 -	- 6 -	RESULT	POINTS	TOTAL
		DATE OF BIRTH											



Javelin Throw - Decathlon - Men

Decathlon WR	**7964**	**SMITH Dean**	1967	AUS	ADELAIDE	10 MAR 1992
Decathlon DR	**7423**	**SMITH Dean**	1967	AUS	CHRISTCHURCH	13 JAN 1989

1	371	**TSYBIZOV Kirill**	RUS	3	54.87	54.88	58.69			**58.69**	**718**	5297
			04 JUL 1986									
2	361	**KULIKOV Maxim**	RUS	5	35.04	41.97	45.89			**45.89**	**528**	5756
			30 MAY 1984									
3	205	**NABOKOV Andrey**	KAZ	4	41.10	44.47	39.32			**44.47**	**507**	3351
			05 JAN 1988									
4	355	**KHILENKO Konstantin**	RUS	2	40.77	44.16	41.04			**44.16**	**503**	5657
			26 AUG 1995									
5	175	**MAEJIMA Hiroyuki**	JPN	1	37.09	40.88	40.38			**40.88**	**455**	4601
			15 MAY 1988									

Starting order	1	2	3	4	5										
	175	355	371	205	361										

Details: Start time:19:40 Temperature:+25°C Humidity:57%
Finish Time:19:59 Temperature:+25°C Humidity:57%

As of 28/07/2017 at 20:00

Legend

DQ = Disqualified
DNF = Did Not Finish
- = Did Not Attempt
ORD = Order
DNS = Did Not Start
NM = No Result
X = Failed

RESULTS



4 x 100 Relay - Men - Semifinal

WR	**41.10**	**UNITED STATES**	USA	BUCHAREST	24 JUL 1977
DR	**41.10**	**UNITED STATES**	USA	BUCHAREST	24 JUL 1977

SEMIFINAL 1 OF 3

RANK	BIB	TEAM	NOC	DATE OF BIRTH	LANE	R.T.	TIME	
1		**CHINA**	CHN		5	0.165	**42.89**	Q
	44	MA Ruichao		30 APR 1994				
	36	GAO Qingquan		19 AUG 1992				
	50	XU Zhenqing		20 FEB 1989				
	42	LI Bin		11 JUL 1990				
2		**UNITED STATES**	USA		3	0.240	**43.03**	Q
	439	PERRY Brady		23 NOV 1999				
	430	FURLOUGH Delvin		27 AUG 1989				
	437	KOSS Taylor		10 AUG 1993				
	428	ESPER Dewayne		08 JAN 1995				
3		**BELARUS**	BLR		2	0.234	**43.35**	q
	26	ZAPOISKIKH Siarhei		13 SEP 1999				
	23	RAHULIA Uladzislau		24 APR 1998				
	21	LAHADZIUK Artsiom		11 OCT 1994				
	14	DIHALEVICH Daniil		18 APR 1997				
4		**KENYA**	KEN		8	0.220	**44.45**	q
	230	ONYANGO David						
	211	KALEBU Walter Malenje		13 MAR 2000				
	236	WAMIRA David		10 APR 1987				
	231	SIMIYU Paul		26 MAR 1994				

NOT RANKED

	COLOMBIA	COL		7	**DNS**
	KUWAIT	KUW		4	**DNS**
	ECUADOR	ECU		6	**DNF**
93	TASINCHANA MAIGUA Jonath		02 FEB 1993		
90	DE LA ROSA Carlos		15 AUG 1995		
91	ESPINOZA Jerson		14 APR 1998		
92	ROSALES Hilton		17 APR 1999		

Qualification: First 2 in each heat (Q) and 2 fastest (q) to Final

Details: Start time:19:29 Temperature:+25°C Humidity:69%

Legend	
DQ = Disqualified	**DNS** = Did Not Start
DNF = Did Not Finish	**Fn** = False Start
R.T. = Reaction	

RANK	BIB	TEAM	NOC	DATE OF BIRTH	LANE	R.T.	TIME



As of 28/07/2017 at 19:31

SEMIFINAL 2 OF 3

1		**UKRAINE**	UKR		7	0.286	**43.02**	Q
	415	PENDRAK Maksym		01 NOV 1990				
	424	VYSHYNSKYI Dmytro		18 JUL 1996				
	403	DANYLCHENKO Volodymyr		12 OCT 1992				
	418	RUDENKO Dmytro		12 JUN 1990				
2		**POLAND**	POL		5	0.172	**43.29**	Q
	325	STEMPURSKI Daniel		18 JAN 1997				
	318	KOTOWSKI Grzegorz		08 DEC 1987				
	317	JANDA Bartlomiej		01 FEB 1993				
	315	CYGLER Robert		08 MAR 1991				
3		**MALAYSIA**	MAS		3	0.217	**45.32**	
	274	JAMPERIDIN Muhammad		27 JUN 2000				
	271	AZMAN Muhammad		28 JAN 1996				
	273	ISMAIL Muhammed		31 MAY 1996				
	276	MOHD REFIN Muhammad		27 JAN 1996				

NOT RANKED

		NIGERIA	NGR		4		**DNS**	
		RUSSIAN FEDERATION	RUS		2		**DNF**	
	336	BELIAKOV Aleksandr		08 JUN 1994				
	366	OBLOMKOV Victor		29 JUN 1994				
	358	KNYAZEV Vladislav		20 FEB 1987				
	332	AKSENOV Ilia		09 DEC 1990				
		ALGERIA	ALG		8		**DQ**	IAAF 170/7
	5	NACEUR Mohamed		11 OCT 1989				
	7	ZEGHBIB Abdelwahid		20 DEC 1993				
	6	YETTOU Mohamed		26 NOV 1992				
	4	HAMOUDI Walid		21 JAN 1996				
		LIBYA	LBA		6		**DQ**	IAAF 162/7
	264	DHU Mohammed		15 JUL 1999				
	262	ALQIDDAR Omer		18 MAR 1996				
	259	ABURZIZA Salih		16 FEB 2001				
	261	AHMED Ali		01 JAN 2000				

Qualification: First 2 in each heat (Q) and 2 fastest (q) to Final

Details: Start time:19:41 Temperature:+25°C Humidity:69%

Legend	
DQ = Disqualified	**DNS** = Did Not Start
DNF = Did Not Finish	**Fn** = False Start
R.T. = Reaction	

RANK	BIB	TEAM	NOC	DATE OF BIRTH	LANE	R.T.	TIME

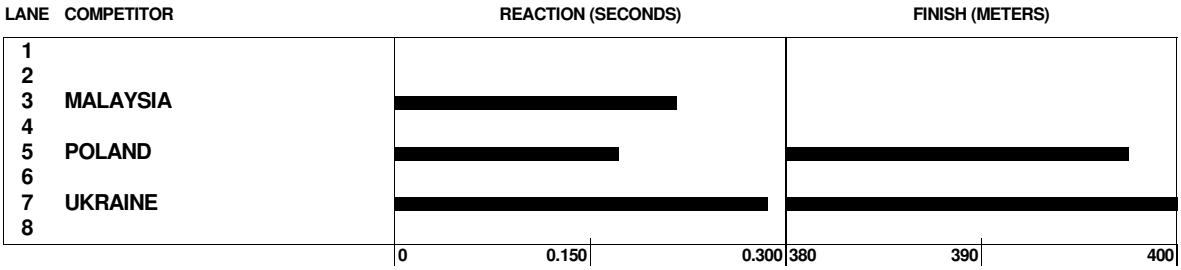

As of 28/07/2017 at 19:44

SEMIFINAL 3 OF 3

1		**JAPAN**	JPN		8	0.201	**43.97**	Q
	183	SAEGUSA Hiroki		01 JAN 1990				
	178	NAKAMURA Kaichi		01 JAN 1996				
	189	SHITARA Akihisa		01 JAN 1994				
	184	SASAKI Takuma		30 NOV 1993				
2		**INDIA**	IND		7	0.212	**45.47**	Q
	156	MAHATA Srikrishna		13 JUL 1994				
	155	KURIAKOSE Jijo		21 JUN 1989				
	158	RAMACHANDRAN Yadukrishna		30 DEC 1995				
	157	PALLATHU SUBHASH Ajeesh		04 AUG 1994				
3		**VENEZUELA**	VEN		5	0.208	**45.66**	
	447	CEDENO ALVAREZ Anthony		13 SEP 1988				
	451	GUILLEN GUAINA Orlando		19 APR 1998				
	448	COLMENAREZ GIL Wilmer		01 JAN 1994				
	452	SUTIL Jose		20 FEB 1994				
5		**KAZAKHSTAN**	KAZ		1	0.217	**48.01**	
	200	ABAKANOV Rustem		29 JUL 1985				
	207	ZAGRUTDINOV Farid		16 OCT 1989				
	201	KASSENOV Bakhtiyar		21 MAY 1984				
	204	LAKTIONOV Dmitriy		17 SEP 1998				

NOT RANKED

		GHANA	GHA		3		**DNS**	
		COTE D'IVOIRE	CIV		6		**DNS**	
		CAMEROON	CMR		2		**DNS**	
		IRAQ	IRQ		4		**DQ**	IAAF 170/7
	167	AL-AZZAWI Basim		10 AUG 1990				
	165	AL GBURI Hasan		10 JAN 1998				
	168	YAHYA Ahmed		11 MAY 1990				
	166	AL SAEDI Zaid		02 SEP 1995				

Qualification: First 2 in each heat (Q) and 2 fastest (q) to Final

Details: Start time:19:51 Temperature:+25°C Humidity:69%

Legend	
DQ = Disqualified	**DNS** = Did Not Start
DNF = Did Not Finish	**Fn** = False Start
R.T. = Reaction	

RANK	BIB	TEAM	NOC	DATE OF BIRTH	LANE	R.T.	TIME



As of 28/07/2017 at 19:56

Legend	
DQ = Disqualified	**DNS** = Did Not Start
DNF = Did Not Finish	**Fn** = False Start
R.T. = Reaction	

SUMMARY

4 x 100 Relay - Men - Semifinal

WR	**41.10**	**UNITED STATES**		USA	BUCHAREST				24 JUL 1977
DR	**41.10**	**UNITED STATES**		USA	BUCHAREST				24 JUL 1977

RANK	BIB	TEAM	NOC	YOB	HEAT	LANE	RANK	TIME	
1		**CHINA**	CHN		1	5	1	**42.89**	Q
		MA Ruichao	CHN	1994					
		GAO Qingquan	CHN	1992					
		XU Zhenqing	CHN	1989					
		LI Bin	CHN	1990					
2		**UKRAINE**	UKR		2	7	1	**43.02**	Q
		PENDRAK Maksym	UKR	1990					
		VYSHYNSKYI Dmytro	UKR	1996					
		DANYLCHENKO Volodymyr	UKR	1992					
		RUDENKO Dmytro	UKR	1990					
3		**UNITED STATES**	USA		1	3	2	**43.03**	Q
		PERRY Brady	USA	1999					
		FURLOUGH Delvin	USA	1989					
		KOSS Taylor	USA	1993					
		ESPER Dewayne	USA	1995					
4		**POLAND**	POL		2	5	2	**43.29**	Q
		STEMPURSKI Daniel	POL	1997					
		KOTOWSKI Grzegorz	POL	1987					
		JANDA Bartlomiej	POL	1993					
		CYGLER Robert	POL	1991					
5		**BELARUS**	BLR		1	2	3	**43.35**	q
		ZAPOISKIKH Siarhei	BLR	1999					
		RAHULIA Uladzislau	BLR	1998					
		LAHADZIUK Artsiom	BLR	1994					
		DIHALEVICH Daniil	BLR	1997					
6		**JAPAN**	JPN		3	8	1	**43.97**	Q
		SAEGUSA Hiroki	JPN	1990					
		NAKAMURA Kaichi	JPN	1996					
		SHITARA Akihisa	JPN	1994					
		SASAKI Takuma	JPN	1993					
7		**KENYA**	KEN		1	8	4	**44.45**	q
		ONYANGO David	KEN						
		KALEBU Walter Malenje	KEN	2000					
		WAMIRA David	KEN	1987					
		SIMIYU Paul	KEN	1994					
8		**MALAYSIA**	MAS		2	3	3	**45.32**	
		JAMPERIDIN Muhammad	MAS						
		AZMAN Muhammad	MAS	1996					
		ISMAIL Muhammed	MAS	1996					
		MOHD REFIN Muhammad	MAS	1996					
9		**INDIA**	IND		3	7	2	**45.47**	Q
		MAHATA Srikrishna	IND	1994					
		KURIAKOSE Jijo	IND	1989					
		RAMACHANDRAN Yadukrishna	IND	1995					
		PALLATHU SUBHASH Ajeesh	IND	1994					
10		**VENEZUELA**	VEN		3	5	3	**45.66**	
		CEDENO ALVAREZ Anthony	VEN	1988					
		GUILLEN GUAINA Orlando	VEN	1998					
		COLMENAREZ GIL Wilmer	VEN	1994					
		SUTIL Jose	VEN	1994					

Legend

DQ = Disqualified
DNF = Did Not Finish
R.T. = Reaction
DNS = Did Not Start
Fn = False Start

KRONOS
DEAFLYMPICS

RANK	BIB	TEAM	NOC	YOB	HEAT	LANE	RANK	TIME	
11		**KAZAKHSTAN**	KAZ		3	1	5	**48.01**	
		ABAKANOV Rustem	KAZ	1985					
		ZAGRUTDINOV Farid	KAZ	1989					
		KASSENOV Bakhtiyar	KAZ	1984					
		LAKTIONOV Dmitriy	KAZ	1998					

NOT RANKED

	GHANA	GHA		3	3		**DNS**	
	COTE D'IVOIRE	CIV		3	6		**DNS**	
	NIGERIA	NGR		2	4		**DNS**	
	COLOMBIA	COL		1	7		**DNS**	
	CAMEROON	CMR		3	2		**DNS**	
	KUWAIT	KUW		1	4		**DNS**	
	RUSSIAN FEDERATION	RUS		2	2		**DNF**	
	BELIAKOV Aleksandr	RUS	1994					
	OBLOMKOV Victor	RUS	1994					
	KNYAZEV Vladislav	RUS	1987					
	AKSENOV Ilia	RUS	1990					
	ECUADOR	ECU		1	6		**DNF**	
	TASINCHANA MAIGUA Jonath	ECU	1993					
	DE LA ROSA Carlos	ECU	1995					
	ESPINOZA Jerson	ECU	1998					
	ROSALES Hilton	ECU	1999					
	IRAQ	IRQ		3	4	4	**DQ**	IAAF 170/7
	AL-AZZAWI Basim	IRQ	1990					
	AL GBURI Hasan	IRQ	1998					
	YAHYA Ahmed	IRQ	1990					
	AL SAEDI Zaid	IRQ	1995					
	ALGERIA	ALG		2	8	4	**DQ**	IAAF 170/7
	NACEUR Mohamed	ALG	1989					
	ZEGHBIB Abdelwahid	ALG	1993					
	YETTOU Mohamed	ALG	1992					
	HAMOUDI Walid	ALG	1996					
	LIBYA	LBA		2	6		**DQ**	IAAF 162/7
	DHU Mohammed	LBA	1999					
	ALQIDDAR Omer	LBA	1996					
	ABURZIZA Salih	LBA	2001					
	AHMED Ali	LBA	2000					

Qualification: First 2 in each heat (Q) and 2 fastest (q) to Final

Legend	
DQ = Disqualified	**DNS** = Did Not Start
DNF = Did Not Finish	**Fn** = False Start
R.T. = Reaction	

RESULTS

4 x 100 Relay - Women - Semifinal

WR	**47.21**	**RUSSIAN FEDERATION**	RUS	STARAZAGORA	02 JUL 2016
DR	**47.37**	**BELARUS**	BLR	SOFIA	3/013

SEMIFINAL 1 OF 2

RANK	BIB	TEAM	NOC	DATE OF BIRTH	LANE	R.T.	TIME	
1		**UKRAINE**	UKR		3	0.219	**49.45**	Q
	408	KOCHMARYK Viktoriia		23 AUG 1989				
	419	SHAPOVAL Yuliia		28 APR 1988				
	411	KUPRYCH Solomiia		10 JAN 1990				
	407	IEZLOVETSKA Natalia		21 NOV 1983				
2		**BELARUS**	BLR		5	0.262	**50.20**	Q
	16	HRALKO Marharyta		12 JUL 1987				
	27	ZHURBENKOVA Katsiaryna		05 MAY 1998				
	15	HANCHAROVA Yana		09 FEB 1988				
	24	SADAVAYA Darya		31 MAR 1997				
4		**KENYA**	KEN		4	0.252	**51.66**	q
	237	WAMIRA Rael		16 JUN 1997				
	232	WAFULA Ruth		21 APR 1999				
	209	ATIENO Alice		01 JAN 1992				
	235	WAMIRA Beryl		20 JUN 1995				

NOT RANKED

		NIGERIA	NGR		2		**DNS**	
		CHINA	CHN		6		**DQ**	IAAF 170/7
	39	HE Meihong		01 MAY 1995				
	38	GUO Yanlan		05 AUG 1995				
	34	DONG Lingyun		01 FEB 1994				
	33	CHEN Yan		19 FEB 1997				

Qualification: First 3 in each heat (Q) and 2 fastest (q) to Final

Details: Start time:20:01 Temperature:+24°C Humidity:73%

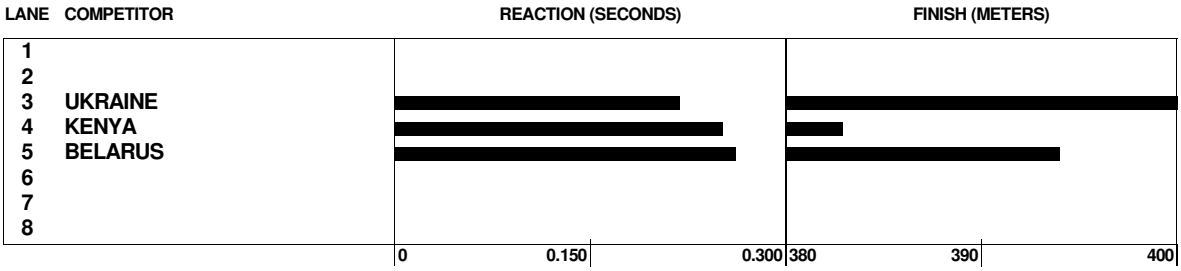

As of 28/07/2017 at 20:02

Legend	
DQ = Disqualified	**DNS** = Did Not Start
DNF = Did Not Finish	**Fn** = False Start
R.T. = Reaction	

RANK	BIB	TEAM	NOC	DATE OF BIRTH	LANE	R.T.	TIME	

SEMIFINAL 2 OF 2

1		**RUSSIAN FEDERATION**	RUS		3	0.244	**48.85**	Q
	345	FILUSHKINA Alena		05 DEC 1996				
	357	KLIMOVA Oxana		12 JUN 1990				
	349	GRISHINA Marina		24 OCT 1988				
	354	KHALADZHAN Asya		12 JUN 1992				
2		**UNITED STATES**	USA		6	0.226	**49.67**	Q
	433	HAGEMAN Makenzie		17 AUG 1993				
	445	VANDERMEULEN Janna		08 MAY 1990				
	438	MCKITTY Shellane		17 APR 1993				
	441	SCOTT Jaida		06 APR 2000				
3		**ESTONIA**	EST		5	0.228	**51.74**	Q
	105	OZERSKA Melisa		02 NOV 1998				
	106	SAEM Cathy		14 DEC 1993				
	103	LANDAR Marja-Liisa		19 JUL 1990				
	104	OLENKO Kairit		21 DEC 1985				
4		**GERMANY**	GER		4	0.192	**52.19**	q
	126	BRUTSCHER Nadine		15 JUL 1994				
	127	GAEDE Delia		13 AUG 1999				
	131	SCHNEID Georgina		09 OCT 1990				
	129	MERKER Felicitas		06 MAR 1992				

NOT RANKED

		GHANA	GHA		2		**DNS**	

Qualification: First 3 in each heat (Q) and 2 fastest (q) to Final

Details: Start time:20:09 Temperature:+24°C Humidity:73%

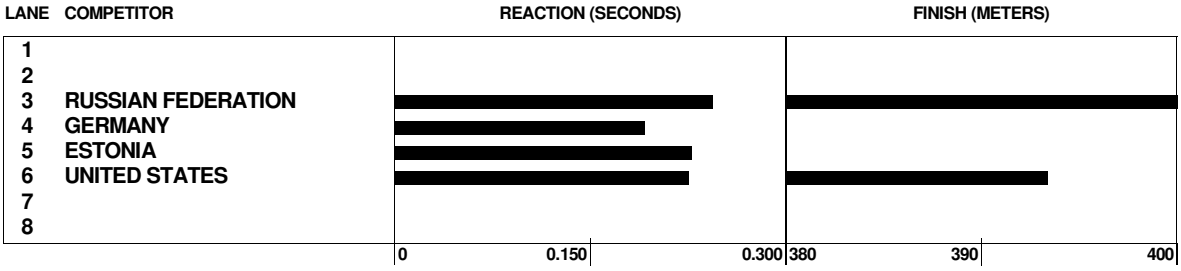

As of 28/07/2017 at 20:10

Legend	
DQ = Disqualified	**DNS** = Did Not Start
DNF = Did Not Finish	**Fn** = False Start
R.T. = Reaction	

SUMMARY



4 x 100 Relay - Women - Semifinal

WR	**47.21**	**RUSSIAN FEDERATION**	RUS	STARAZAGORA	02 JUL 2016
DR	**47.37**	**BELARUS**	BLR	SOFIA	3/013

RANK	BIB	TEAM	NOC	YOB	HEAT	LANE	RANK	TIME	
1		**RUSSIAN FEDERATION**	RUS		2	3	1	**48.85**	Q
		FILUSHKINA Alena	RUS	1996					
		KLIMOVA Oxana	RUS	1990					
		GRISHINA Marina	RUS	1988					
		KHALADZHAN Asya	RUS	1992					
2		**UKRAINE**	UKR		1	3	1	**49.45**	Q
		KOCHMARYK Viktoriia	UKR	1989					
		SHAPOVAL Yuliia	UKR	1988					
		KUPRYCH Solomiia	UKR	1990					
		IEZLOVETSKA Natalia	UKR	1983					
3		**UNITED STATES**	USA		2	6	2	**49.67**	Q
		HAGEMAN Makenzie	USA	1993					
		VANDERMEULEN Janna	USA	1990					
		MCKITTY Shellane	USA	1993					
		SCOTT Jaida	USA						
4		**BELARUS**	BLR		1	5	2	**50.20**	Q
		HRALKO Marharyta	BLR	1987					
		ZHURBENKOVA Katsiaryna	BLR	1998					
		HANCHAROVA Yana	BLR	1988					
		SADAVAYA Darya	BLR	1997					
5		**KENYA**	KEN		1	4	4	**51.66**	q
		WAMIRA Rael	KEN	1997					
		WAFULA Ruth	KEN	1999					
		ATIENO Alice	KEN	1992					
		WAMIRA Beryl	KEN	1995					
6		**ESTONIA**	EST		2	5	3	**51.74**	Q
		OZERSKA Melisa	EST	1998					
		SAEM Cathy	EST	1993					
		LANDAR Marja-Liisa	EST	1990					
		OLENKO Kairit	EST	1985					
7		**GERMANY**	GER		2	4	4	**52.19**	q
		BRUTSCHER Nadine	GER	1994					
		GAEDE Delia	GER	1999					
		SCHNEID Georgina	GER	1990					
		MERKER Felicitas	GER	1992					

NOT RANKED

	NIGERIA	NGR		1	2		**DNS**	
	GHANA	GHA		2	2		**DNS**	
	CHINA	CHN		1	6	3	**DQ**	IAAF 170/7
	HE Meihong	CHN	1995					
	GUO Yanlan	CHN	1995					
	DONG Lingyun	CHN	1994					
	CHEN Yan	CHN	1997					

Qualification: First 3 in each heat (Q) and 2 fastest (q) to Final

Legend	
DQ = Disqualified	**DNS** = Did Not Start
DNF = Did Not Finish	**Fn** = False Start
R.T. = Reaction	

RESULTS



4 x 400 Relay - Men - Semifinal

WR	**3:12.64**	**RUSSIAN FEDERATION**	RUS	SOFIA	03 AUG 2013
DR	**3:12.64**	**RUSSIAN FEDERATION**	RUS	SOFIA	03 AUG 2013

SEMIFINAL 1 OF 3

RANK	BIB	TEAM	NOC	DATE OF BIRTH	LANE	R.T.	TIME	
1		**TURKEY**	TUR		7	0.315	**3:21.75**	Q
	393	CETINKAYA Sukru		28 SEP 1993				
	388	BAYDAS Hasan		10 APR 1994				
	389	BAYDAS Huseyin		10 APR 1994				
	399	SUZEN Yasin		10 FEB 1994				
2		**CHINA**	CHN		3	0.176	**3:21.90**	Q
	44	MA Ruichao		30 APR 1994				
	55	ZHU Jiazhou		05 JUN 1992				
	36	GAO Qingquan		19 AUG 1992				
	48	WANG Yingzhe		14 MAY 1992				
3		**JAPAN**	JPN		2	0.361	**3:24.57**	q
	172	IKEDA Masaki		01 JAN 1997				
	180	OKABE Yusuke		01 JAN 1987				
	176	MORIMITSU Yuya		21 JUL 1995				
	182	OSANAI Satoshi		21 JUL 1990				
4		**VENEZUELA**	VEN		5	0.440	**3:42.59**	
	448	COLMENAREZ GIL Wilmer		01 JAN 1994				
	452	SUTIL Jose		20 FEB 1994				
	447	CEDENO ALVAREZ Anthony		13 SEP 1988				
	451	GUILLEN GUAINA Orlando		19 APR 1998				
5		**KAZAKHSTAN**	KAZ		4	0.245	**3:50.50**	
	200	ABAKANOV Rustem		29 JUL 1985				
	207	ZAGRUTDINOV Farid		16 OCT 1989				
	201	KASSENOV Bakhtiyar		21 MAY 1984				
	204	LAKTIONOV Dmitriy		17 SEP 1998				

NOT RANKED

	NIGERIA	NGR		6	**DNS**

Qualification: First 2 in each heat (Q) and 2 fastest (q) to Final

Details: Start time:20:21 Temperature:+24°C Humidity:73%

Legend	
DQ = Disqualified	**DNS** = Did Not Start
DNF = Did Not Finish	**Fn** = False Start
R.T. = Reaction	MED = Medical Report

RANK	BIB	TEAM	NOC	DATE OF BIRTH	LANE	R.T.	TIME

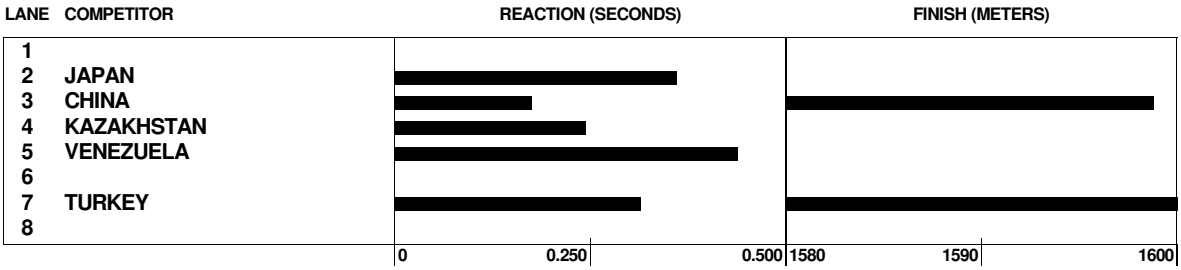

As of 28/07/2017 at 20:31

SEMIFINAL 2 OF 3

1		**UNITED STATES**	USA		2	0.270	**3:26.24**	Q
	437	KOSS Taylor		10 AUG 1993				
	442	SINGLETON Michael		17 SEP 1999				
	439	PERRY Brady		23 NOV 1999				
	430	FURLOUGH Delvin		27 AUG 1989				
2		**POLAND**	POL		8	0.456	**3:27.90**	Q
	318	KOTOWSKI Grzegorz		08 DEC 1987				
	317	JANDA Bartlomiej		01 FEB 1993				
	319	KULPA Michal		11 JUN 1987				
	321	MIADZEL Lukasz		12 AUG 1986				
3		**IRAQ**	IRQ		5	0.270	**3:38.29**	
	167	AL-AZZAWI Basim		10 AUG 1990				
	166	AL SAEDI Zaid		02 SEP 1995				
	165	AL GBURI Hasan		10 JAN 1998				
	168	YAHYA Ahmed		11 MAY 1990				

NOT RANKED

		GHANA	GHA		7		**DNS**	
		COLOMBIA	COL		3		**MED**	
		CAMEROON	CMR		6		**DNS**	
		INDIA	IND		4		**DQ**	IAAF 162/7
	155	KURIAKOSE Jijo		21 JUN 1989				
	156	MAHATA Srikrishna		13 JUL 1994				
	158	RAMACHANDRAN Yadukrishna		30 DEC 1995				
	157	PALLATHU SUBHASH Ajeesh		04 AUG 1994				

Qualification: First 2 in each heat (Q) and 2 fastest (q) to Final

Details: Start time:20:39 Temperature:+24°C Humidity:73%



As of 28/07/2017 at 20:44

Legend	
DQ = Disqualified	**DNS** = Did Not Start
DNF = Did Not Finish	**Fn** = False Start
R.T. = Reaction	MED = Medical Report

RANK	BIB	TEAM	NOC	DATE OF BIRTH	LANE	R.T.	TIME	

SEMIFINAL 3 OF 3

1		**UKRAINE**	UKR		2	0.236	**3:22.34**	Q
	410	KULYK Mykola		24 MAY 1981				
	409	KOMPANIIETS Serhii		17 MAY 1996				
	405	DRACH Sergii		02 APR 1988				
	418	RUDENKO Dmytro		12 JUN 1990				
2		**RUSSIAN FEDERATION**	RUS		7	0.258	**3:22.75**	Q
	330	ABDRAKHMANOV Artur		16 MAY 1986				
	348	GREBENSHCHIKOV Konstanti		02 JAN 1990				
	372	TYSHENKO Alan		16 MAR 1989				
	334	ANDREEV Andrey		06 OCT 1986				
3		**KENYA**	KEN		5	0.257	**3:30.65**	q
	470	ADONIJA Benson		07 JUL 1992				
	224	MWANTHI Saulo		23 SEP 1991				
	219	MBVUI Boniface		01 JAN 1989				
	221	MUGO Kelvin		13 NOV 1994				
4		**MALAYSIA**	MAS		6	0.337	**3:31.73**	
	271	AZMAN Muhammad		28 JAN 1996				
	269	ABD RAHIM Danish		02 JAN 1996				
	277	MUHAMAD Nur		27 OCT 1999				
	275	KAMARZAMAN Muhamad		12 JUN 1995				
5		**ALGERIA**	ALG		4	0.570	**3:36.30**	
	5	NACEUR Mohamed		11 OCT 1989				
	7	ZEGHBIB Abdelwahid		20 DEC 1993				
	6	YETTOU Mohamed		26 NOV 1992				
	4	HAMOUDI Walid		21 JAN 1996				

NOT RANKED

	ZAMBIA	ZAM	3		**DNS**

Qualification: First 2 in each heat (Q) and 2 fastest (q) to Final

Details: Start time:20:58 Temperature:+24°C Humidity:73%

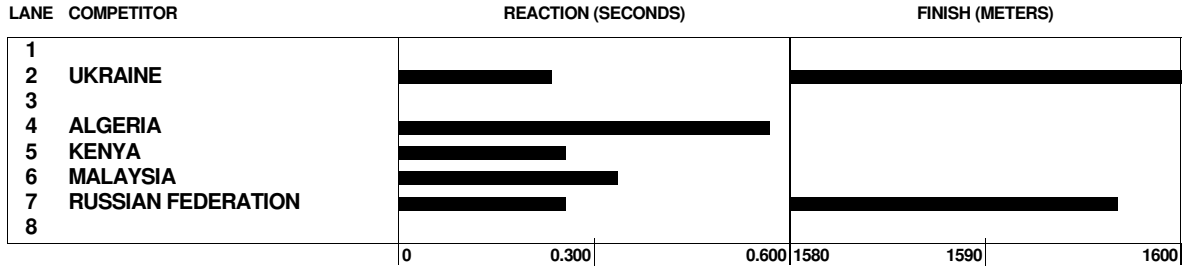

As of 28/07/2017 at 21:03

Legend	
DQ = Disqualified	**DNS** = Did Not Start
DNF = Did Not Finish	**Fn** = False Start
R.T. = Reaction	MED = Medical Report

SUMMARY



4 x 400 Relay - Men - Semifinal

WR	**3:12.64**	**RUSSIAN FEDERATION**	RUS	SOFIA	03 AUG 2013
DR	**3:12.64**	**RUSSIAN FEDERATION**	RUS	SOFIA	03 AUG 2013

RANK	BIB	TEAM	NOC	YOB	HEAT	LANE	RANK	TIME	
1		**TURKEY**	TUR		1	7	1	**3:21.75**	Q
		CETINKAYA Sukru	TUR	1993					
		BAYDAS Hasan	TUR	1994					
		BAYDAS Huseyin	TUR	1994					
		SUZEN Yasin	TUR	1994					
2		**CHINA**	CHN		1	3	2	**3:21.90**	Q
		MA Ruichao	CHN	1994					
		ZHU Jiazhou	CHN	1992					
		GAO Qingquan	CHN	1992					
		WANG Yingzhe	CHN	1992					
3		**UKRAINE**	UKR		3	2	1	**3:22.34**	Q
		KULYK Mykola	UKR	1981					
		KOMPANIIETS Serhii	UKR	1996					
		DRACH Sergii	UKR	1988					
		RUDENKO Dmytro	UKR	1990					
4		**RUSSIAN FEDERATION**	RUS		3	7	2	**3:22.75**	Q
		ABDRAKHMANOV Artur	RUS	1986					
		GREBENSHCHIKOV Konstanti	RUS	1990					
		TYSHENKO Alan	RUS	1989					
		ANDREEV Andrey	RUS	1986					
5		**JAPAN**	JPN		1	2	3	**3:24.57**	q
		IKEDA Masaki	JPN	1997					
		OKABE Yusuke	JPN	1987					
		MORIMITSU Yuya	JPN	1995					
		OSANAI Satoshi	JPN	1990					
6		**UNITED STATES**	USA		2	2	1	**3:26.24**	Q
		KOSS Taylor	USA	1993					
		SINGLETON Michael	USA	1999					
		PERRY Brady	USA	1999					
		FURLOUGH Delvin	USA	1989					
7		**POLAND**	POL		2	8	2	**3:27.90**	Q
		KOTOWSKI Grzegorz	POL	1987					
		JANDA Bartlomiej	POL	1993					
		KULPA Michal	POL	1987					
		MIADZEL Lukasz	POL	1986					
8		**KENYA**	KEN		3	5	3	**3:30.65**	q
		ADONIJA Benson	KEN	1992					
		MWANTHI Saulo	KEN	1991					
		MBVUI Boniface	KEN	1989					
		MUGO Kelvin	KEN	1994					
9		**MALAYSIA**	MAS		3	6	4	**3:31.73**	
		AZMAN Muhammad	MAS	1996					
		ABD RAHIM Danish	MAS	1996					
		MUHAMAD Nur	MAS	1999					
		KAMARZAMAN Muhamad	MAS	1995					
10		**ALGERIA**	ALG		3	4	5	**3:36.30**	
		NACEUR Mohamed	ALG	1989					
		ZEGHBIB Abdelwahid	ALG	1993					
		YETTOU Mohamed	ALG	1992					
		HAMOUDI Walid	ALG	1996					

Legend

DQ = Disqualified	**DNS** = Did Not Start
DNF = Did Not Finish	**Fn** = False Start
R.T. = Reaction	MED = Medical Report

KRONOS
DEAFLYMPICS

RANK	BIB	TEAM	NOC	YOB	HEAT	LANE	RANK	TIME	
11		**IRAQ**	IRQ		2	5	3	**3:38.29**	
		AL-AZZAWI Basim	IRQ	1990					
		AL SAEDI Zaid	IRQ	1995					
		AL GBURI Hasan	IRQ	1998					
		YAHYA Ahmed	IRQ	1990					
12		**VENEZUELA**	VEN		1	5	4	**3:42.59**	
		COLMENAREZ GIL Wilmer	VEN	1994					
		SUTIL Jose	VEN	1994					
		CEDENO ALVAREZ Anthony	VEN	1988					
		GUILLEN GUAINA Orlando	VEN	1998					
13		**KAZAKHSTAN**	KAZ		1	4	5	**3:50.50**	
		ABAKANOV Rustem	KAZ	1985					
		ZAGRUTDINOV Farid	KAZ	1989					
		KASSENOV Bakhtiyar	KAZ	1984					
		LAKTIONOV Dmitriy	KAZ	1998					

NOT RANKED

	GHANA	GHA		2	7		**DNS**	
	NIGERIA	NGR		1	6		**DNS**	
	COLOMBIA	COL		2	3		**MED**	
	CAMEROON	CMR		2	6		**DNS**	
	ZAMBIA	ZAM		3	3		**DNS**	
	INDIA	IND		2	4		**DQ**	IAAF 162/7
	KURIAKOSE Jijo	IND	1989					
	MAHATA Srikrishna	IND	1994					
	RAMACHANDRAN Yadukrishna	IND	1995					
	PALLATHU SUBHASH Ajeesh	IND	1994					

Qualification: First 2 in each heat (Q) and 2 fastest (q) to Final

Legend	
DQ = Disqualified	**DNS** = Did Not Start
DNF = Did Not Finish	**Fn** = False Start
R.T. = Reaction	MED = Medical Report

1500 m - Decathlon - Men

Decathlon WR	**7964**	**SMITH Dean**	1967	AUS	ADELAIDE	10 MAR 1992
Decathlon DR	**7423**	**SMITH Dean**	1967	AUS	CHRISTCHURCH	13 JAN 1989

RANK	BIB	SURNAME & NAME	NOC	DATE OF BIRTH	ORD	TIME	POINTS	TOTAL
1	355	**KHILENKO Konstantin**	RUS	26 AUG 1995	4	**5:04.41**	**535**	6192
2	361	**KULIKOV Maxim**	RUS	30 MAY 1984	3	**5:10.66**	**500**	6256
3	175	**MAEJIMA Hiroyuki**	JPN	15 MAY 1988	1	**5:24.59**	**426**	5027
4	371	**TSYBIZOV Kirill**	RUS	04 JUL 1986	2	**5:37.38**	**364**	5661
5	205	**NABOKOV Andrey**	KAZ	05 JAN 1988	5	**6:59.38**	**74**	3425

Intermediate point leaders (Bib and Time):

400 m :	355	1:16.47	**800 m :**	355	2:43.84	**1000 m :**	355	3:28.72
1200 m :	355	4:11.13						

Details: Start time:21:10 Temperature:+24°C Humidity:68%

As of 28/07/2017 at 21:18

Legend	
DQ = Disqualified	**DNS** = Did Not Start
DNF = Did Not Finish	* = Caution
ORD = Order	

RESULTS

Decathlon - Men

WR	**7964**	**SMITH Dean**	1967	AUS	ADELAIDE	10 MAR 1992
DR	**7423**	**SMITH Dean**	1967	AUS	CHRISTCHURCH	13 JAN 1989

RANK	BIB	SURNAME & NAME	NOC	YOB	POINTS
1	361	**KULIKOV Maxim**	RUS	1984	**6256**
2	355	**KHILENKO Konstantin**	RUS	1995	**6192**
3	371	**TSYBIZOV Kirill**	RUS	1986	**5661**
4	175	**MAEJIMA Hiroyuki**	JPN	1988	**5027**
5	205	**NABOKOV Andrey**	KAZ	1988	**3425**

NOT RANKED

BIB	SURNAME & NAME	NOC	YOB	POINTS
85	**NOSEK Jakub**	CZE	1989	**NM**
94	**CANO GARCIA Salvador**	ESP	1987	**MED**

As of 28/07/2017 at 21:19

RANK	BIB	SURNAME & NAME	NOC YOB	100m	LJ	SP	HJ	400m	110mH	DT	PV	JT	1500m	BEHIND
1	361	**KULIKOV Maxim**	RUS	11.50	6.94	10.47	1.76	51.67	15.56	28.23	4.00	45.89	5:10.66	**6256**
			1984	(-2.2)	(+1.0)				(-2.6)					
				753(1)	**799**(1)	**514**(3)	**593**(4)	**739**(1)	**783**(1)	**430**(4)	**617**(1)	**528**(2)	**500**(2)	
					1552(1)	**2066**(1)	**2659**(2)	**3398**(1)	**4181**(1)	**4611**(1)	**5228**(1)	**5756**(1)	**6256**(1)	
2	355	**KHILENKO Konstantin**	RUS	12.01	6.68	10.34	2.06	55.10	15.88	30.29	3.90	44.16	5:04.41	**6192**
			1995	(-2.2)	(+1.0)				(-2.6)					64
				649(2)	**739**(2)	**506**(4)	**859**(1)	**595**(2)	**746**(2)	**470**(2)	**590**(2)	**503**(4)	**535**(1)	
					1388(2)	**1894**(2)	**2753**(1)	**3348**(2)	**4094**(2)	**4564**(2)	**5154**(2)	**5657**(2)	**6192**(2)	
3	371	**TSYBIZOV Kirill**	RUS	12.73	6.14	13.58	1.79	59.69	18.27	41.42	3.60	58.69	5:37.38	**5661**
			1986	(-2.2)	(+0.9)				(-2.6)					595
				515(4)	**617**(4)	**703**(1)	**619**(3)	**424**(4)	**499**(3)	**693**(1)	**509**(3)	**718**(1)	**364**(4)	
					1132(4)	**1835**(3)	**2454**(3)	**2878**(4)	**3377**(4)	**4070**(3)	**4579**(3)	**5297**(3)	**5661**(3)	
4	175	**MAEJIMA Hiroyuki**	JPN	12.12	6.17	9.72	1.82	55.62	18.61	25.85	3.00	40.88	5:24.59	**5027**
			1988	(-2.2)	(+1.3)				(-2.6)					1229
				628(3)	**624**(3)	**469**(5)	**644**(2)	**574**(3)	**467**(4)	**383**(5)	**357**(4)	**455**(5)	**426**(3)	
					1252(3)	**1721**(4)	**2365**(4)	**2939**(3)	**3406**(3)	**3789**(4)	**4146**(4)	**4601**(4)	**5027**(4)	
5	205	**NABOKOV Andrey**	KAZ	13.80	5.26	11.10	1.61	1:10.21	22.22	28.35	2.70	44.47	6:59.38	**3425**
			1988	(-2.2)	(+1.4)				(-2.6)					2831
				341(5)	**433**(5)	**552**(2)	**472**(5)	**133**(5)	**195**(5)	**432**(3)	**286**(5)	**507**(3)	**74**(5)	
					774(5)	**1326**(5)	**1798**(5)	**1931**(5)	**2126**(5)	**2558**(5)	**2844**(5)	**3351**(5)	**3425**(5)	

Legend	
DQ = Disqualified	**DNS** = Did Not Start
DNF = Did Not Finish	**NM** = No Result
	MED = Medical Report

NOT RANKED

85	**NOSEK Jakub**	CZE 1989	58.01 (-2.2) **0**	DNS **0**		**NM**

Legend	
DQ = Disqualified	**DNS** = Did Not Start
DNF = Did Not Finish	**NM** = No Result

RECORDS BROKEN BY EVENT
DAY 6

NO RECORDS BROKEN ON DAY 6

Report Created 26 July 2017 at 20:44

DAILY PROGRAM 29 JUL 2017

LN/ORD BIB SURNAME & NAME NOC DATE OF BIRTH S.BEST P.BEST

Marathon - Men - Final

WR	**2:11:31**	**KIPTUM Daniel**	1974	KEN	ZURICH	17 APR 2011
DR	**2:24:18**	**TOUNSI TAIEB**	1961	FRA	CRISTCHURCH	15 JAN 1989

29 JUL 2017 7:30

1	203	**KUZERBAYEV Yeldos**	KAZ	09 SEP 1991	**3:15:00**	A
2	99	**MARTINEZ ALMEIDA Rafael**	ESP	26 OCT 1981	**2:33:47**	A
3	95	**FERRI VILLALBA Marcial**	ESP	19 JAN 1975	**2:39:02**	A
4	35	**DU Xianfeng**	CHN	20 OCT 1991	**2:47:25**	A
5	102	**KAMBEK Siim**	EST	27 APR 1988	**3:12:58**	A
6	432	**GULDAN Ryan**	USA	09 SEP 1983	**2:37:11**	A
7	222	**MURIUKI David**	KEN	13 AUG 1972	**2:40:15**	A
8	207	**ZAGRUTDINOV Farid**	KAZ	16 OCT 1989	**2:52:00**	A
9	31	**MANZO FAUNDEZ Diego**	CHI	12 JUN 1986	**3:13:59**	A
10	150	**TULCSIK Marcell**	HUN	27 JAN 1993	**3:06:21**	A
11	462	**RODRIGUES Rui**	POR	08 NOV 1982	**2:54:00**	A
12	395	**KARAKULAH Onder**	TUR	27 OCT 1979	**2:41:01**	A
13	341	**ELNIKOV Alexey**	RUS	23 JUN 1991	**2:37:18**	A
14	197	**YAMANAKA Kohichiro**	JPN	27 AUG 1981	**2:36:40**	A
15	215	**KIPTUM Daniel**	KEN	28 DEC 1974	**2:26:10**	A
16	198	**YOSHIDA Toshiyuki**	JPN	08 DEC 1987	**2:43:00**	A
17	54	**ZHANG Yongqiang**	CHN	04 NOV 1990	**2:40:00**	A
18	465	**BOJTOR Laszlo**	HUN	25 JUL 1988	**2:58:45**	
19	287	**VELLA George**	MLT	06 MAY 1980	**2:51:08**	A
20	29	**RIBEIRO Marcelo**	BRA	13 JAN 1992	**2:41:42**	A
21	240	**BAEK Gwang**	KOR	16 NOV 1986	**2:39:34**	A
22	171	**VIZZINI Alessandro**	ITA	26 JAN 1990	**2:40:01**	A
23	10	**NANIWE Gilles**	BEL	11 JUN 1973	**2:53:58**	A
24	201	**KASSENOV Bakhtiyar**	KAZ	21 MAY 1984	**2:50:00**	A
25	323	**NOWAK Rafal**	POL	26 APR 1975	**2:45:00**	A
26	469	**WARENG Peter**	KEN	16 JUL 1982	**2:30:15**	A
27	97	**GONZALEZ VALIENTE Juan**	ESP	13 AUG 1982	**2:40:00**	A
28	115	**ACHEGHANE Medhi**	FRA	21 SEP 1991	**2:40:53**	A

Deaflympics Records

2:24:18	**TOUNSI TAIEB**	1961	FRA	CRISTCHURCH	15 JAN 1989



Marathon - Women - Final

WR	**2:46:07**	**ALDER-BAERENS Nele**	1978	GER	BERLIN	29 SEP 2013
DR	**2:57:53**	**NILSSON Ulrika**	1966	SWE	MELBORNE	14 JAN 2005

29 JUL 2017 7:30

1	346	**GAYNETDINOVA Daria**	RUS	11 JUL 1985	**3:06:12**	A
2	51	**YANG Chunhua**	CHN	29 JUN 1990	**3:30:21**	A
3	244	**OH Sang**	KOR	21 MAR 1975	**3:05:24**	A
4	123	**ALDER-BAERENS Nele**	GER	01 APR 1978	**2:46:07**	A
5	107	**SANDELL Saimi**	EST	26 APR 1973	**3:36:54**	A
6	169	**GOGNA Cristina**	ITA	13 FEB 1978	**3:12:09**	A
7	427	**BARBIERS Elizabeth**	USA	19 DEC 1979	**3:39:00**	A
8	288	**DELL'ERA Silvana**	NED	21 APR 1965	**3:34:03**	A
9	188	**SHIMADA Yuko**	JPN	27 NOV 1971	**3:28:30**	A
10	420	**SVYNOBII Mariia**	UKR	06 SEP 1992	**2:59:26**	A
11	322	**NOWAK Monika**	POL	02 NOV 1981	**3:16:00**	A
12	401	**BAIRAMOVA Yuliia**	UKR	13 JAN 1986	**3:01:12**	A

Deaflympics Records

2:57:53	**NILSSON** Ulrika	1966	SWE	MELBORNE	14 JAN 2005
3:06:50	**HASHIMOTO** Kiyomi		JPN	ROME	1/001

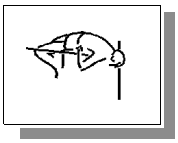

High Jump - Women - Final

WR	**1.80**	**KARAPETYAN Kristina**	1990	RUS	STARA ZAGORA	29 JUN 2016
DR	**1.75**	**HRALKO Marharyta**	1987	BLR	SOFIA	01 AUG 2013

29 JUL 2017 16:00

1	356	**KLECHKINA Anastasia**	RUS	04 AUG 1994	**1.63**	A
2	16	**HRALKO Marharyta**	BLR	12 JUL 1987	**1.64**	A
3	291	**WIERSEMA Lucinde**	NED	05 FEB 1998	**1.66**	A
4	39	**HE Meihong**	CHN	01 MAY 1995	**1.66**	A
5	339	**BOROVSKAYA Valeria**	RUS	17 FEB 1995	**1.65**	A
6	351	**KARAPETYAN Kristina**	RUS	05 FEB 1990	**1.70**	A
7	103	**LANDAR Marja-Liisa**	EST	19 JUL 1990	**1.67**	A
8	126	**BRUTSCHER Nadine**	GER	15 JUL 1994	**1.59**	A
9	151	**KALASSERY Sreejishna**	IND	29 OCT 1998	**1.44**	A
10	444	**TIMPSON Carly**	USA	01 JAN 1997	**1.70**	A
11	106	**SAEM Cathy**	EST	14 DEC 1993	**1.50**	A
12	127	**GAEDE Delia**	GER	13 AUG 1999	**1.56**	A

Deaflympics Records

1.75	**HRALKO** Marharyta	1987	BLR	SOFIA	01 AUG 2013
1.67	**LANDAR** Olga		URS	KOLN	28 JUL 1981
1.65	**SMIRNOVA** Tatiana		URS	BUCHAREST	19 JUL 1977
1.56	**KHOMYAKOVA** Nina		URS	MALMO	24 JUL 1973
1.55	**TATARINOVA** Elena		URS	BELGRADE	10 AUG 1969
1.52	**MANSKA** Mary		USA	WASHINGTON	2/965
1.48	**JUNGER** Sonja		GER	HELSINKI	8/961
1.42	**RAFOSS** Birgit		NOR	COPENHAGEN	13 AUG 1949
1.35	**NAGEL** Lisa		GER	STOCKHOLM	26 AUG 1939
1.29	**SPERLING** Hildegard		GER	LONDON	21 JUL 1935



Discus Throw - Women - Final

WR	**58.54**	**BOYER Edie**	1966	USA	COLORADO SPR	28 JUL 1995
DR	**47.29**	**RAAD Trude**	1990	NOR	TAIPEI	9/009

29 JUL 2017 16:30

1	423	**URSULENKO Nataliia**	UKR	30 JUN 1985	**48.26**	A
2	352	**KASHCAVTSEVA Elizaveta**	RUS	30 JUL 1997	**44.08**	A
3	84	**MATOUSKOVA Lenka**	CZE	16 DEC 1993	**46.81**	A
4	43	**LIU Li**	CHN	08 FEB 1984	**41.55**	A
5	338	**BIZIAKINA Svetlana**	RUS	06 NOV 1994	**42.01**	A
6	377	**KRISTOFICOVA Ivana**	SVK	24 MAY 1990	**46.20**	A
7	268	**VORONECKAJA Larisa**	LTU	12 JAN 1983	**47.40**	A
8	45	**REN Chunxia**	CHN	22 FEB 1984	**41.06**	A

Deaflympics Records

47.29	**RAAD** Trude	1990	NOR TAIPEI	9/009
46.52	**KALINA** Olga		URS MALMO	25 JUL 1973
43.70	**ANDOK** Katalin		HUN WASHINGTON	28 JUN 1965
41.70	**ANTONOVA** Faina		URS MILAN	28 AUG 1957
29.42	**GULA** Jrmgard		GER BRUSSELS	16 AUG 1953



5000 m - Women - Final

WR	**16:23.27**	**VERNON Melinda**	1985	AUS	TAIPEI	13 SEP 2009
DR	**16:23.27**	**VERNON Melinda**	1985	AUS	TAIPEI	13 SEP 2009

29 JUL 2017 16:50

1	233	**WAKONYO Hannah**	KEN	04 JUL 1996	**20:25.50**	B
2	143	**OCRAN Antoinette**	GHA	07 MAY 1998	**20:10.08**	B
3	421	**SYDORENKO Anastasiia**	UKR	07 JUL 1994	**18:10.08**	A
4	373	**YAKUBOVSKAYA Olga**	RUS	06 AUG 1981	**18:02.37**	A
5	342	**EROFEEVA Nelli**	RUS	02 MAR 1983		
6	370	**SOLODOVA Diana**	RUS	26 MAY 1997	**18:15.12**	A
7	101	**RIOS CAMPOY Maite**	ESP	05 DEC 1986	**18:46.15**	A

Deaflympics Records

16:23.27	**VERNON** Melinda	1985	AUS TAIPEI	13 SEP 2009
17:40.50 M	**LAMBERT** Joanne		AUS COPENHAGEN	25 JUL 997



4 x 100 Relay - Women - Final

WR	**47.21**	**RUSSIAN FEDERATION**	RUS	STARAZAGORA	02 JUL 2016
DR	**47.37**	**BELARUS**	BLR	SOFIA	3/013

FINAL

29 JUL 2017 17:30

1		**KENYA**	KEN		**51.66**
	237	WAMIRA Rael		16 JUN 1997	
	232	WAFULA Ruth		21 APR 1999	
	209	ATIENO Alice		01 JAN 1992	
	235	WAMIRA Beryl		20 JUN 1995	
2		**UKRAINE**	UKR		**49.45**
	408	KOCHMARYK Viktoriia		23 AUG 1989	
	419	SHAPOVAL Yuliia		28 APR 1988	
	411	KUPRYCH Solomiia		10 JAN 1990	
	407	IEZLOVETSKA Natalia		21 NOV 1983	
3		**BELARUS**	BLR		**50.20**
	16	HRALKO Marharyta		12 JUL 1987	
	27	ZHURBENKOVA Katsiaryna		05 MAY 1998	
	15	HANCHAROVA Yana		09 FEB 1988	
	24	SADAVAYA Darya		31 MAR 1997	
4		**RUSSIAN FEDERATION**	RUS		**48.85**
	345	FILUSHKINA Alena		05 DEC 1996	
	357	KLIMOVA Oxana		12 JUN 1990	
	349	GRISHINA Marina		24 OCT 1988	
	354	KHALADZHAN Asya		12 JUN 1992	
5		**UNITED STATES**	USA		**49.67**
	433	HAGEMAN Makenzie		17 AUG 1993	
	445	VANDERMEULEN Janna		08 MAY 1990	
	438	MCKITTY Shellane		17 APR 1993	
	441	SCOTT Jaida		06 APR 2000	
6		**GERMANY**	GER		**52.19**
	126	BRUTSCHER Nadine		15 JUL 1994	
	127	GAEDE Delia		13 AUG 1999	
	131	SCHNEID Georgina		09 OCT 1990	
	129	MERKER Felicitas		06 MAR 1992	
7		**ESTONIA**	EST		**51.74**
	105	OZERSKA Melisa		02 NOV 1998	
	106	SAEM Cathy		14 DEC 1993	
	103	LANDAR Marja-Liisa		19 JUL 1990	
	104	OLENKO Kairit		21 DEC 1985	

Deaflympics Records				
47.37	**BELARUS**	BLR	SOFIA	3/013

4 x 100 Relay - Men - Final

WR	**41.10**	**UNITED STATES**	USA	BUCHAREST	24 JUL 1977
DR	**41.10**	**UNITED STATES**	USA	BUCHAREST	24 JUL 1977

FINAL

29 JUL 2017 17:50

1		**BELARUS**	BLR		**43.35**
	26	ZAPOISKIKH Siarhei		13 SEP 1999	
	23	RAHULIA Uladzislau		24 APR 1998	
	21	LAHADZIUK Artsiom		11 OCT 1994	
	14	DIHALEVICH Daniil		18 APR 1997	
2		**KENYA**	KEN		**44.45**
	230	ONYANGO David			
	211	KALEBU Walter Malenje		13 MAR 2000	
	236	WAMIRA David		10 APR 1987	
	231	SIMIYU Paul		26 MAR 1994	

3	**CHINA**	CHN		**42.89**
44	MA Ruichao		30 APR 1994	
36	GAO Qingquan		19 AUG 1992	
50	XU Zhenqing		20 FEB 1989	
42	LI Bin		11 JUL 1990	
4	**UNITED STATES**	USA		**43.03**
439	PERRY Brady		23 NOV 1999	
430	FURLOUGH Delvin		27 AUG 1989	
437	KOSS Taylor		10 AUG 1993	
428	ESPER Dewayne		08 JAN 1995	
5	**JAPAN**	JPN		**43.97**
183	SAEGUSA Hiroki		01 JAN 1990	
178	NAKAMURA Kaichi		01 JAN 1996	
189	SHITARA Akihisa		01 JAN 1994	
184	SASAKI Takuma		30 NOV 1993	
6	**UKRAINE**	UKR		**43.02**
415	PENDRAK Maksym		01 NOV 1990	
424	VYSHYNSKYI Dmytro		18 JUL 1996	
403	DANYLCHENKO Volodymyr		12 OCT 1992	
418	RUDENKO Dmytro		12 JUN 1990	
7	**INDIA**	IND		**45.47**
156	MAHATA Srikrishna		13 JUL 1994	
155	KURIAKOSE Jijo		21 JUN 1989	
158	RAMACHANDRAN Yadukrishna		30 DEC 1995	
157	PALLATHU SUBHASH Ajeesh		04 AUG 1994	
8	**POLAND**	POL		**43.29**
325	STEMPURSKI Daniel		18 JAN 1997	
318	KOTOWSKI Grzegorz		08 DEC 1987	
317	JANDA Bartlomiej		01 FEB 1993	
315	CYGLER Robert		08 MAR 1991	

Deaflympics Records			
41.10	**UNITED STATES**	USA BUCHAREST	24 JUL 1977

5000 m - Men - Final

WR	**14:02.90**	**CHERONO Simon**	1989	KEN	SOFIA	03 AUG 2013
DR	**14:02.90**	**MCHERONO Symon**	1987	KEN	SOFIA	03 AUG 2013

29 JUL 2017 18:10

1	197	**YAMANAKA Kohichiro**	JPN	27 AUG 1981	**15:35.35**	A
2	134	**ASIEDU Stephen**	GHA	22 DEC 2000	**15:50.02**	B
3	295	**ALAMS Mangut**	NGR	15 AUG 1987	**15:40.44**	A
4	135	**AYISI Austine**	GHA	19 MAR 1991	**14:48.05**	A
5	341	**ELNIKOV Alexey**	RUS	23 JUN 1991	**15:15.26**	A
6	128	**HELMIS Daniel**	GER	15 APR 1988	**15:44.69**	A
7	210	**CHERONO Symon**	KEN	24 JUL 1987	**14:33.20**	A
8	323	**NOWAK Rafal**	POL	26 APR 1975	**15:10.00**	A
9	142	**MOHAMMED Samadu**	GHA	15 OCT 1989	**14:45.24**	A
10	165	**AL GBURI Hasan**	IRQ	10 JAN 1998	**16:10.00**	B
11	255	**KERAIDI Abdullah**	KUW	22 AUG 1998	**15:48.00**	A
12	290	**VAN HOUWELINGEN Ralph**	NED	26 JUL 1994	**14:46.90**	A
13	93	**TASINCHANA MAIGUA Jonath**	ECU	02 FEB 1993	**15:42.00**	A
14	320	**MARCINKIEWICZ Adrian**	POL	27 JUN 1993	**15:58.00**	B
15	382	**CHU Chun-Che**	TPE	11 JUL 1995	**15:30.00**	A
16	256	**KHALAF Salem**	KUW	25 MAR 1971	**15:48.00**	A
17	326	**WOJCIECHOWSKI Michal**	POL	02 OCT 1988	**15:00.00**	A
18	218	**LETTING Michael**	KEN	04 MAR 1988	**15:20.90**	A
19	215	**KIPTUM Daniel**	KEN	28 DEC 1974	**15:12.50**	A

Deaflympics Records				
14:02.90 M **CHERONO** Symon	1987	KEN	SOFIA	03 AUG 2013
15:09.00 M **ZDOT** Nocolas		URS	MILAN	25 AUG 1957
15:23.60 M **VAN DER LINDE** Bernhard		GER	BRUSSELS	15 AUG 1953
15:33.60 M **JOHANSSON** Olof		SWE	COPENHAGEN	13 AUG 1949
15:50.60 M **NIINIKANGAS** Paavo		FIN	STOCKHOLM	25 AUG 1939
16:22.40 M **NIINIKANGAS** Paavo		FIN	LONDON	21 AUG 1935
16:57.20 M **KNUDSEN** Niels		DEN	NUREMBERGER	23 AUG 1931
16:58.20 M **KRUMHOLZ** Hermann		GER	AMSTERDAM	21 AUG 1928
17:27.60 M **VAN DER TORREN** Emile		FRA	PARIS	13 AUG 1924

4 x 400 Relay - Women - Final

WR	**3.00**	**RUSSIAN FEDERATION**	RUS	BYDGOSZCZ	25 JUL 2015
DR	**3:50.26**	**BELARUS**	BLR	SOFIA	3/013

29 JUL 2017 18:40

2		**UNITED STATES**	USA	**4:06.49**
	441	SCOTT Jaida		06 APR 2000
	445	VANDERMEULEN Janna		08 MAY 1990
	443	STEIN Nicola		15 AUG 2000
	438	MCKITTY Shellane		17 APR 1993
3		**BELARUS**	BLR	**3:55.00**
	20	KRAUTSOVA Liudmila		31 MAR 1998
	19	KOZICH Halina		26 MAY 1990
	15	HANCHAROVA Yana		09 FEB 1988
	25	TSIARENTSYEVA Alena		24 APR 1982
4		**NIGERIA**	NGR	**4:05.88**
5		**RUSSIAN FEDERATION**	RUS	**3:51.00**
6		**UKRAINE**	UKR	**3:56.18**
	408	KOCHMARYK Viktoriia		23 AUG 1989
	419	SHAPOVAL Yuliia		28 APR 1988
	407	IEZLOVETSKA Natalia		21 NOV 1983
	411	KUPRYCH Solomiia		10 JAN 1990
7		**KENYA**	KEN	**4:20.00**
8		**CHINA**	CHN	**4:20.00**

Deaflympics Records			
3:50.26 **BELARUS**	BLR	SOFIA	3/013

4 x 400 Relay - Men - Final

WR	**3:12.64**	**RUSSIAN FEDERATION**	RUS	SOFIA	03 AUG 2013
DR	**3:12.64**	**RUSSIAN FEDERATION**	RUS	SOFIA	03 AUG 2013

FINAL

29 JUL 2017 19:00

1		**JAPAN**	JPN	**3:24.57**
	172	IKEDA Masaki		01 JAN 1997
	180	OKABE Yusuke		01 JAN 1987
	176	MORIMITSU Yuya		21 JUL 1995
	182	OSANAI Satoshi		21 JUL 1990

2		**KENYA**	KEN		**3:30.65**
	470	ADONIJA Benson		07 JUL 1992	
	224	MWANTHI Saulo		23 SEP 1991	
	219	MBVUI Boniface		01 JAN 1989	
	221	MUGO Kelvin		13 NOV 1994	
3		**UNITED STATES**	USA		**3:26.24**
	437	KOSS Taylor		10 AUG 1993	
	442	SINGLETON Michael		17 SEP 1999	
	439	PERRY Brady		23 NOV 1999	
	430	FURLOUGH Delvin		27 AUG 1989	
4		**UKRAINE**	UKR		**3:22.34**
	410	KULYK Mykola		24 MAY 1981	
	409	KOMPANIIETS Serhii		17 MAY 1996	
	405	DRACH Sergii		02 APR 1988	
	418	RUDENKO Dmytro		12 JUN 1990	
5		**TURKEY**	TUR		**3:21.75**
	393	CETINKAYA Sukru		28 SEP 1993	
	388	BAYDAS Hasan		10 APR 1994	
	389	BAYDAS Huseyin		10 APR 1994	
	399	SUZEN Yasin		10 FEB 1994	
6		**CHINA**	CHN		**3:21.90**
	44	MA Ruichao		30 APR 1994	
	55	ZHU Jiazhou		05 JUN 1992	
	36	GAO Qingquan		19 AUG 1992	
	48	WANG Yingzhe		14 MAY 1992	
7		**POLAND**	POL		**3:27.90**
	318	KOTOWSKI Grzegorz		08 DEC 1987	
	317	JANDA Bartlomiej		01 FEB 1993	
	319	KULPA Michal		11 JUN 1987	
	321	MIADZEL Lukasz		12 AUG 1986	
8		**RUSSIAN FEDERATION**	RUS		**3:22.75**
	330	ABDRAKHMANOV Artur		16 MAY 1986	
	348	GREBENSHCHIKOV Konstanti		02 JAN 1990	
	372	TYSHENKO Alan		16 MAR 1989	
	334	ANDREEV Andrey		06 OCT 1986	

Deaflympics Records			
3:12.64	**RUSSIAN FEDERATION**	RUS SOFIA	03 AUG 2013

Marathon - Men - Final

WR	**2:11:31**	**KIPTUM Daniel**	1974	KEN	ZURICH	17 APR 2011
DR	**2:24:18**	**TOUNSI TAIEB**	1961	FRA	CRISTCHURCH	15 JAN 1989

RANK	BIB	SURNAME & NAME	NOC	DATE OF BIRTH	ORD	TIME
1	215	**KIPTUM Daniel**	KEN	28 DEC 1974	15	**2:25:07**
2	469	**WARENG Peter**	KEN	16 JUL 1982	26	**2:29:02**
3	222	**MURIUKI David**	KEN	13 AUG 1972	7	**2:29:18**
4	197	**YAMANAKA Kohichiro**	JPN	27 AUG 1981	14	**2:38:43**
5	171	**VIZZINI Alessandro**	ITA	26 JAN 1990	22	**2:43:35**
6	395	**KARAKULAH Onder**	TUR	27 OCT 1979	12	**2:45:12**
7	99	**MARTINEZ ALMEIDA Rafael**	ESP	26 OCT 1981	2	**2:45:23**
8	432	**GULDAN Ryan**	USA	09 SEP 1983	6	**2:49:43**
9	198	**YOSHIDA Toshiyuki**	JPN	08 DEC 1987	16	**2:50:02**
10	95	**FERRI VILLALBA Marcial**	ESP	19 JAN 1975	3	**2:54:54**
11	29	**RIBEIRO Marcelo**	BRA	13 JAN 1992	20	**2:57:24**
12	97	**GONZALEZ VALIENTE Juan**	ESP	13 AUG 1982	27	**2:58:10**
13	287	**VELLA George**	MLT	06 MAY 1980	19	**3:05:13**
14	35	**DU Xianfeng**	CHN	20 OCT 1991	4	**3:09:40**
15	465	**BOJTOR Laszlo**	HUN	25 JUL 1988	18	**3:12:44**
16	10	**NANIWE Gilles**	BEL	11 JUN 1973	23	**3:18:12**
17	150	**TULCSIK Marcell**	HUN	27 JAN 1993	10	**3:18:12**
18	115	**ACHEGHANE Medhi**	FRA	21 SEP 1991	28	**3:22:13**
19	31	**MANZO FAUNDEZ Diego**	CHI	12 JUN 1986	9	**3:26:46**
20	201	**KASSENOV Bakhtiyar**	KAZ	21 MAY 1984	24	**3:30:07**
21	102	**KAMBEK Siim**	EST	27 APR 1988	5	**3:35:19**

NOT RANKED

341	**ELNIKOV Alexey**	RUS	23 JUN 1991	13	**MED**	
54	**ZHANG Yongqiang**	CHN	04 NOV 1990	17	**DNF**	
203	**KUZERBAYEV Yeldos**	KAZ	09 SEP 1991	1	**DNF**	
207	**ZAGRUTDINOV Farid**	KAZ	16 OCT 1989	8	**DNF**	
240	**BAEK Gwang**	KOR	16 NOV 1986	21	**DNF**	
323	**NOWAK Rafal**	POL	26 APR 1975	25	**DNF**	
462	**RODRIGUES Rui**	POR	08 NOV 1982	11	**DNF**	

Intermediate point leaders (Bib and Time):

5 Km :	222	16:54	**10 Km :**	215	32:48	**15 Km :**	215	48:49
20 Km :	215	1:05:22	**M. Mar. :**	215	1:09:06	**25 Km :**		--
30 Km :	215	1:38:55 WR	**35 Km :**	215	1:56:58	**40 Km :**	215	2:16:16

Details: Start time: 7:31 Temperature:+22°C Humidity:82%

As of 29/07/2017 at 11:15

Legend	
DQ = Disqualified	**DNS** = Did Not Start
DNF = Did Not Finish	* = Caution
ORD = Order	**MED** = Medical Report

Marathon - Women - Final

WR	**2:46:07**	**ALDER-BAERENS Nele**	1978	GER	BERLIN	29 SEP 2013
DR	**2:57:53**	**NILSSON Ulrika**	1966	SWE	MELBORNE	14 JAN 2005

RANK	BIB	SURNAME & NAME	NOC	DATE OF BIRTH	ORD	TIME	
1	123	**ALDER-BAERENS Nele**	GER	01 APR 1978	4	**2:51:19**	DR
2	420	**SVYNOBII Mariia**	UKR	06 SEP 1992	10	**3:12:53**	
3	244	**OH Sang**	KOR	21 MAR 1975	3	**3:16:27**	
4	346	**GAYNETDINOVA Daria**	RUS	11 JUL 1985	1	**3:22:12**	
5	169	**GOGNA Cristina**	ITA	13 FEB 1978	6	**3:29:15**	
6	427	**BARBIERS Elizabeth**	USA	19 DEC 1979	7	**3:35:06**	
7	188	**SHIMADA Yuko**	JPN	27 NOV 1971	9	**3:35:48**	
8	322	**NOWAK Monika**	POL	02 NOV 1981	11	**3:38:20**	
9	401	**BAIRAMOVA Yuliia**	UKR	13 JAN 1986	12	**3:44:43**	
10	107	**SANDELL Saimi**	EST	26 APR 1973	5	**4:00:20**	

NOT RANKED

51	**YANG Chunhua**	CHN	29 JUN 1990	2	**DNF**	
288	**DELL'ERA Silvana**	NED	21 APR 1965	8	**DNF**	

Intermediate point leaders (Bib and Time):

5 Km :	123	19:28	**10 Km :**	123	39:06	**15 Km :**	123	59:04
20 Km :	123	1:19:12 WR	**H.Mar. :**	123	1:23:36 WR	**25 Km :**		--
30 Km :	123	2:00:25 WR	**35 Km :**	123	2:21:10	**40 Km :**	123	2:42:24

Details: Start time: 7:31 Temperature:+22°C Humidity:82%

As of 29/07/2017 at 11:45

Legend	
DQ = Disqualified	**DNS** = Did Not Start
DNF = Did Not Finish	* = Caution
ORD = Order	

RESULTS

5000 m - Women - Final

WR	**16:23.27**	**VERNON Melinda**	1985	AUS	TAIPEI	13 SEP 2009
DR	**16:23.27**	**VERNON Melinda**	1985	AUS	TAIPEI	13 SEP 2009

RANK	BIB	SURNAME & NAME	NOC	DATE OF BIRTH	ORD	TIME
1	370	**SOLODOVA Diana**	RUS	26 MAY 1997	6	**17:58.97**
2	421	**SYDORENKO Anastasiia**	UKR	07 JUL 1994	3	**18:03.58**
3	233	**WAKONYO Hannah**	KEN	04 JUL 1996	1	**18:30.90**
4	342	**EROFEEVA Nelli**	RUS	02 MAR 1983	5	**19:32.46**

NOT RANKED

143	**OCRAN Antoinette**	GHA	07 MAY 1998	2	**DNS**
101	**RIOS CAMPOY Maite**	ESP	05 DEC 1986	7	**DNF**
373	**YAKUBOVSKAYA Olga**	RUS	06 AUG 1981	4	**DNF**

Intermediate point leaders (Bib and Time):

1000 m :	233	3:42.00	**2000 m :**	233	7:20.73	**3000 m :**	233	11:04.11
4000 m :	370	14:41.91						

Details: Start time:16:50 Temperature:+28°C Humidity:41%

As of 29/07/2017 at 17:11

Legend	
DQ = Disqualified	**DNS** = Did Not Start
DNF = Did Not Finish	* = Caution
ORD = Order	



RANK	BIB	SURNAME & NAME	NOC	ORD	- 1 -	- 2 -	- 3 -	- 4 -	- 5 -	- 6 -	RESULT
		DATE OF BIRTH									



Discus Throw - Women - Final

WR	**58.54**	**BOYER Edie**	1966	USA	COLORADO SPR	28 JUL 1995
DR	**47.29**	**RAAD Trude**	1990	NOR	TAIPEI	09 SEP 2009

1	84	**MATOUSKOVA Lenka**	CZE	3	45.44	45.45	X	X	45.85	47.95	**47.95**	DR
		16 DEC 1993										
2	268	**VORONECKAJA Larisa**	LTU	7	42.52	43.81	44.08	43.78	44.19	46.16	**46.16**	
		12 JAN 1983										
3	352	**KASHCAVTSEVA Elizaveta**	RUS	2	X	40.16	41.88	X	42.56	44.28	**44.28**	
		30 JUL 1997										
4	377	**KRISTOFICOVA Ivana**	SVK	6	X	44.25	42.07	X	42.71	X	**44.25**	
		24 MAY 1990										
5	43	**LIU Li**	CHN	4	41.95	X	43.26	42.15	42.47	44.17	**44.17**	
		08 FEB 1984										
6	45	**REN Chunxia**	CHN	8	39.39	X	41.84	41.62	43.77	43.64	**43.77**	
		22 FEB 1984										
7	423	**URSULENKO Nataliia**	UKR	1	X	41.29	X	37.31	X	38.55	**41.29**	
		30 JUN 1985										
8	338	**BIZIAKINA Svetlana**	RUS	5	31.33	34.44	X	X	X	X	**34.44**	
		06 NOV 1994										

Starting order	1	2	3	4	5	6	7	8							
Initial	423	352	84	43	338	377	268	45							
4th and 5th and 6th at.	338	423	45	352	43	268	377	84							

Details: Start time:16:30 Temperature:+32°C Humidity:60%
Finish Time:17:16 Temperature:+30°C Humidity:60%

As of 29/07/2017 at 17:22

Legend	
DQ = Disqualified	**DNS** = Did Not Start
DNF = Did Not Finish	**NM** = No Result
- = Did Not Attempt	**X** = Failed
ORD = Order	

High Jump - Women - Final

WR	**1.80**	**KARAPETYAN Kristina**	1990	RUS	STARA ZAGORA	29 JUN 2016
DR	**1.75**	**HRALKO Marharyta**	1987	BLR	SOFIA	01 AUG 2013

RANK	BIB	SURNAME & NAME	NOC	ORD	1.40	1.45	1.50	1.55	1.58	1.61	1.64	1.67	1.70	1.72	RESULT
		DATE OF BIRTH			1.74	1.76	1.78								
1	351	**KARAPETYAN Kristina**	RUS	6	-	-	-	-	-	O	O	O	XXO	XX-	**1.74**
		05 FEB 1990			O	-	XXX								
2	444	**TIMPSON Carly**	USA	10	-	-	-	-	O	O	O	O	XO	XO	**1.72**
		01 JAN 1997			XXX										
3	103	**LANDAR Marja-Liisa**	EST	7	-	-	-	O	O	O	O	XO	XXX		**1.67**
		19 JUL 1990													
4	356	**KLECHKINA Anastasia**	RUS	1	-	-	O	O	O	O	XO	XXX			**1.64**
		04 AUG 1994													
5	291	**WIERSEMA Lucinde**	NED	3	-	-	O	O	O	XO	XXO	XXX			**1.64**
		05 FEB 1998													
6	339	**BOROVSKAYA Valeria**	RUS	5	-	-	O	XO	XO	O	XXO	XXX			**1.64**
		17 FEB 1995													
7	39	**HE Meihong**	CHN	4	-	O	O	O	O	XO	XXX				**1.61**
		01 MAY 1995													
8	127	**GAEDE Delia**	GER	12	XO	O	O	XXX							**1.50**
		13 AUG 1999													
9	126	**BRUTSCHER Nadine**	GER	8	XO	O	XO	XXX							**1.50**
		15 JUL 1994													
10	151	**KALASSERY Sreejishna**	IND	9	O	O	XXO	XXX							**1.50**
		29 OCT 1998													
11	106	**SAEM Cathy**	EST	11	O	XO	XXX								**1.45**
		14 DEC 1993													

NOT RANKED

16	**HRALKO Marharyta**	BLR	2	XXX											**NM**
	12 JUL 1987														

Details:

Start time:16:00
Finish Time:17:40

Temperature:+27°C
Temperature:+25°C

Humidity:55%
Humidity:58%

As of 29/07/2017 at 17:43

Legend	
DQ = Disqualified	**DNS** = Did Not Start
DNF = Did Not Finish	**NM** = No Result
X = Failed	**O** = Cleared
- = Did Not Attempt	**ORD** = Order

RESULTS



4 x 100 Relay - Women - Final

WR	**47.21**	**RUSSIAN FEDERATION**	RUS	STARAZAGORA	02 JUL 2016
DR	**47.37**	**BELARUS**	BLR	SOFIA	03 AUG 2013

FINAL

RANK	BIB	TEAM	NOC	DATE OF BIRTH	LANE	R.T.	TIME	
1		**RUSSIAN FEDERATION**	RUS		4	0.329	**47.05**	WR, DR
	345	FILUSHKINA Alena		05 DEC 1996				
	357	KLIMOVA Oxana		12 JUN 1990				
	349	GRISHINA Marina		24 OCT 1988				
	347	GOLOVINA Ksenia		17 MAR 1992				
2		**UKRAINE**	UKR		2	0.240	**48.81**	
	408	KOCHMARYK Viktoriia		23 AUG 1989				
	419	SHAPOVAL Yuliia		28 APR 1988				
	411	KUPRYCH Solomiia		10 JAN 1990				
	407	IEZLOVETSKA Natalia		21 NOV 1983				
3		**BELARUS**	BLR		3	0.417	**48.84**	
	15	HANCHAROVA Yana		09 FEB 1988				
	27	ZHURBENKOVA Katsiaryna		05 MAY 1998				
	24	SADAVAYA Darya		31 MAR 1997				
	12	CHABATAROVA Tatsiana		17 FEB 1984				
4		**UNITED STATES**	USA		5	0.259	**48.93**	
	433	HAGEMAN Makenzie		17 AUG 1993				
	445	VANDERMEULEN Janna		08 MAY 1990				
	438	MCKITTY Shellane		17 APR 1993				
	441	SCOTT Jaida		06 APR 2000				

NOT RANKED

		GERMANY	GER		6		**DNS**	
	126	BRUTSCHER Nadine		15 JUL 1994				
	127	GAEDE Delia		13 AUG 1999				
	131	SCHNEID Georgina		09 OCT 1990				
	129	MERKER Felicitas		06 MAR 1992				
		ESTONIA	EST		7		**DNF**	
	105	OZERSKA Melisa		02 NOV 1998				
	106	SAEM Cathy		14 DEC 1993				
	103	LANDAR Marja-Liisa		19 JUL 1990				
	104	OLENKO Kairit		21 DEC 1985				
		KENYA	KEN		1		**DQ**	IAAF 170/7
	237	WAMIRA Rael		16 JUN 1997				
	235	WAMIRA Beryl		20 JUN 1995				
	209	ATIENO Alice		01 JAN 1992				
	232	WAFULA Ruth		21 APR 1999				

Details: Start time:17:33 Temperature:+28°C Humidity:41%

Legend	
DQ = Disqualified	**DNS** = Did Not Start
DNF = Did Not Finish	**Fn** = False Start
R.T. = Reaction	

KRONOS

RANK	BIB	TEAM	NOC	DATE OF BIRTH	LANE	R.T.	TIME



As of 29/07/2017 at 17:51

Legend	
DQ = Disqualified	**DNS** = Did Not Start
DNF = Did Not Finish	**Fn** = False Start
R.T. = Reaction	

RESULTS



4 x 100 Relay - Men - Final

WR	**41.10**	**UNITED STATES**	USA	BUCHAREST	24 JUL 1977
DR	**41.10**	**UNITED STATES**	USA	BUCHAREST	24 JUL 1977

FINAL

RANK	BIB	TEAM	NOC	DATE OF BIRTH	LANE	R.T.	TIME
1		**JAPAN**	JPN		5	0.194	**41.66**
	183	SAEGUSA Hiroki		01 JAN 1990			
	196	YAMADA Maki		07 JUN 1997			
	189	SHITARA Akihisa		01 JAN 1994			
	184	SASAKI Takuma		30 NOV 1993			
2		**UKRAINE**	UKR		6	0.165	**41.77**
	415	PENDRAK Maksym		01 NOV 1990			
	424	VYSHYNSKYI Dmytro		18 JUL 1996			
	404	DMYTRYYENKO Oleksandr		10 MAY 1987			
	418	RUDENKO Dmytro		12 JUN 1990			
3		**CHINA**	CHN		3	0.165	**42.03**
	44	MA Ruichao		30 APR 1994			
	36	GAO Qingquan		19 AUG 1992			
	50	XU Zhenqing		20 FEB 1989			
	42	LI Bin		11 JUL 1990			
4		**POLAND**	POL		8	0.197	**42.60**
	325	STEMPURSKI Daniel		18 JAN 1997			
	318	KOTOWSKI Grzegorz		08 DEC 1987			
	317	JANDA Bartlomiej		01 FEB 1993			
	315	CYGLER Robert		08 MAR 1991			
5		**BELARUS**	BLR		1	0.247	**43.00**
	26	ZAPOISKIKH Siarhei		13 SEP 1999			
	23	RAHULIA Uladzislau		24 APR 1998			
	21	LAHADZIUK Artsiom		11 OCT 1994			
	14	DIHALEVICH Daniil		18 APR 1997			
6		**KENYA**	KEN		2	0.243	**43.62**
	230	ONYANGO David					
	211	KALEBU Walter Malenje		13 MAR 2000			
	236	WAMIRA David		10 APR 1987			
	231	SIMIYU Paul		26 MAR 1994			
7		**INDIA**	IND		7	0.213	**45.72**
	156	MAHATA Srikrishna		13 JUL 1994			
	155	KURIAKOSE Jijo		21 JUN 1989			
	158	RAMACHANDRAN Yadukrishna		30 DEC 1995			
	157	PALLATHU SUBHASH Ajeesh		04 AUG 1994			

NOT RANKED

		UNITED STATES	USA		4		**DNF**
	436	JONES Nicholas		23 JAN 1995			
	430	FURLOUGH Delvin		27 AUG 1989			
	437	KOSS Taylor		10 AUG 1993			
	428	ESPER Dewayne		08 JAN 1995			

Legend

DQ = Disqualified
DNF = Did Not Finish
R.T. = Reaction
DNS = Did Not Start
Fn = False Start

KRONOS
DEAFLYMPICS

RANK	BIB	TEAM	NOC	DATE OF BIRTH	LANE	R.T.	TIME

Details: Start time:17:48 Temperature:+28°C Humidity:41%



As of 29/07/2017 at 17:51

Legend	
DQ = Disqualified	**DNS** = Did Not Start
DNF = Did Not Finish	**Fn** = False Start
R.T. = Reaction	

5000 m - Men - Final

WR	**14:02.90**	**CHERONO Simon**	1989	KEN	SOFIA	03 AUG 2013
DR	**14:02.90**	**MCHERONO Symon**	1987	KEN	SOFIA	03 AUG 2013

RANK	BIB	SURNAME & NAME	NOC	DATE OF BIRTH	ORD	TIME
1	210	**CHERONO Symon**	KEN	24 JUL 1987	7	**14:06.01**
2	218	**LETTING Michael**	KEN	04 MAR 1988	18	**14:58.49**
3	215	**KIPTUM Daniel**	KEN	28 DEC 1974	19	**15:08.43**
4	290	**VAN HOUWELINGEN Ralph**	NED	26 JUL 1994	12	**15:15.21**
5	341	**ELNIKOV Alexey**	RUS	23 JUN 1991	5	**15:36.02**
6	320	**MARCINKIEWICZ Adrian**	POL	27 JUN 1993	14	**15:38.97**
7	326	**WOJCIECHOWSKI Michal**	POL	02 OCT 1988	17	**15:39.94**
8	128	**HELMIS Daniel**	GER	15 APR 1988	6	**15:52.93**
9	382	**CHU Chun-Che**	TPE	11 JUL 1995	15	**16:12.99**
10	93	**TASINCHANA MAIGUA Jonath**	ECU	02 FEB 1993	13	**17:29.37**
11	197	**YAMANAKA Kohichiro**	JPN	27 AUG 1981	1	**18:21.31**

NOT RANKED

BIB	SURNAME & NAME	NOC	DATE OF BIRTH	ORD	TIME
134	**ASIEDU Stephen**	GHA	22 DEC 2000	2	**DNS**
135	**AYISI Austine**	GHA	19 MAR 1991	4	**DNS**
142	**MOHAMMED Samadu**	GHA	15 OCT 1989	9	**DNS**
255	**KERAIDI Abdullah**	KUW	22 AUG 1998	11	**DNS**
256	**KHALAF Salem**	KUW	25 MAR 1971	16	**DNS**
295	**ALAMS Mangut**	NGR	15 AUG 1987	3	**DNS**
165	**AL GBURI Hasan**	IRQ	10 JAN 1998	10	**DNF**
323	**NOWAK Rafal**	POL	26 APR 1975	8	**DNF**

Intermediate point leaders (Bib and Time):

1000 m :	218	2:54.15	**2000 m :**	210	5:51.29	**3000 m :**	210	8:35.94
4000 m :	210	11:12.47						

Details: Start time:18:10 Temperature:+28°C Humidity:41%

As of 29/07/2017 at 18:33

Legend	
DQ = Disqualified	**DNS** = Did Not Start
DNF = Did Not Finish	* = Caution
ORD = Order	

RESULTS



4 x 400 Relay - Women - Final

WR	**3:48.58**	**RUSSIAN FEDERATION**	RUS	BYDGOSZCZ	25 JUL 2015
DR	**3:50.26**	**BELARUS**	BLR	SOFIA	3/013

RANK	BIB	TEAM	NOC	DATE OF BIRTH	LANE	R.T.	TIME	
1		**RUSSIAN FEDERATION**	RUS		5	0.348	**3:48.14**	WR, DR
	340	CHERNYSHEVA Victoria		04 JUL 1998				
	331	ABUBIAKIROVA Iuliia		27 AUG 1996				
	360	KUDRIAVTSEVA Ekaterina		01 JUL 1986				
	354	KHALADZHAN Asya		12 JUN 1992				
2		**UKRAINE**	UKR		6	0.228	**3:52.62**	
	408	KOCHMARYK Viktoriia		23 AUG 1989				
	419	SHAPOVAL Yuliia		28 APR 1988				
	407	IEZLOVETSKA Natalia		21 NOV 1983				
	411	KUPRYCH Solomiia		10 JAN 1990				
3		**BELARUS**	BLR		3	0.486	**4:03.18**	
	20	KRAUTSOVA Liudmila		31 MAR 1998				
	19	KOZICH Halina		26 MAY 1990				
	15	HANCHAROVA Yana		09 FEB 1988				
	12	CHABATAROVA Tatsiana		17 FEB 1984				
4		**UNITED STATES**	USA		2	0.338	**4:04.56**	
	441	SCOTT Jaida		06 APR 2000				
	445	VANDERMEULEN Janna		08 MAY 1990				
	443	STEIN Nicola		15 AUG 2000				
	438	MCKITTY Shellane		17 APR 1993				
5		**CHINA**	CHN		8	0.321	**4:07.71**	
	34	DONG Lingyun		01 FEB 1994				
	40	HUANG Huang		01 MAY 1997				
	38	GUO Yanlan		05 AUG 1995				
	33	CHEN Yan		19 FEB 1997				
6		**KENYA**	KEN		7	0.387	**4:10.73**	
	232	WAFULA Ruth		21 APR 1999				
	235	WAMIRA Beryl		20 JUN 1995				
	209	ATIENO Alice		01 JAN 1992				
	237	WAMIRA Rael		16 JUN 1997				

NOT RANKED

	NIGERIA	NGR	4	**DNS**

Details: Start time:18:39 Temperature:+27°C Humidity:47%

Legend	
DQ = Disqualified	**DNS** = Did Not Start
DNF = Did Not Finish	**Fn** = False Start
R.T. = Reaction	

RANK	BIB	TEAM	NOC	DATE OF BIRTH	LANE	R.T.	TIME

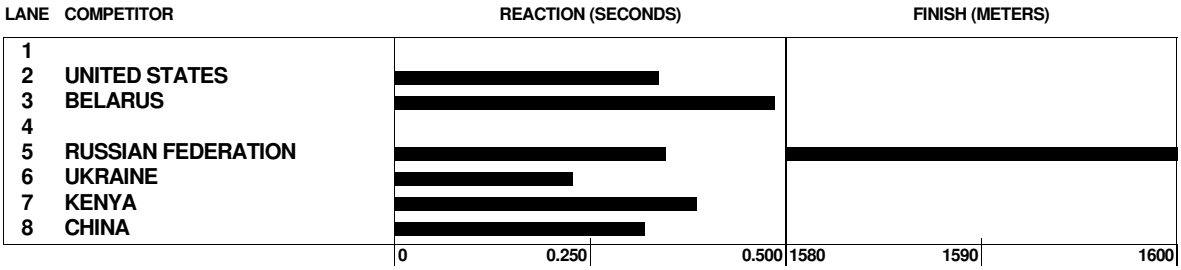

As of 29/07/2017 at 18:45

Legend	
DQ = Disqualified	**DNS** = Did Not Start
DNF = Did Not Finish	**Fn** = False Start
R.T. = Reaction	

RESULTS

4 x 400 Relay - Men - Final

WR	**3:12.64**	**RUSSIAN FEDERATION**	RUS	SOFIA	03 AUG 2013
DR	**3:12.64**	**RUSSIAN FEDERATION**	RUS	SOFIA	03 AUG 2013

FINAL

RANK	BIB	TEAM	NOC	DATE OF BIRTH	LANE	R.T.	TIME
1		**RUSSIAN FEDERATION**	RUS		8	0.231	**3:13.39**
	330	ABDRAKHMANOV Artur		16 MAY 1986			
	348	GREBENSHCHIKOV Konstanti		02 JAN 1990			
	366	OBLOMKOV Victor		29 JUN 1994			
	369	SHARAPO Anton		01 DEC 1995			
2		**UKRAINE**	UKR		4	0.236	**3:16.92**
	410	KULYK Mykola		24 MAY 1981			
	409	KOMPANIIETS Serhii		17 MAY 1996			
	405	DRACH Sergii		02 APR 1988			
	418	RUDENKO Dmytro		12 JUN 1990			
3		**TURKEY**	TUR		5	0.261	**3:17.80**
	393	CETINKAYA Sukru		28 SEP 1993			
	388	BAYDAS Hasan		10 APR 1994			
	389	BAYDAS Huseyin		10 APR 1994			
	399	SUZEN Yasin		10 FEB 1994			
4		**UNITED STATES**	USA		3	0.234	**3:19.19**
	436	JONES Nicholas		23 JAN 1995			
	442	SINGLETON Michael		17 SEP 1999			
	439	PERRY Brady		23 NOV 1999			
	437	KOSS Taylor		10 AUG 1993			
5		**JAPAN**	JPN		1	0.229	**3:19.29**
	172	IKEDA Masaki		01 JAN 1997			
	180	OKABE Yusuke		01 JAN 1987			
	176	MORIMITSU Yuya		21 JUL 1995			
	196	YAMADA Maki		07 JUN 1997			
6		**CHINA**	CHN		6	0.176	**3:20.90**
	44	MA Ruichao		30 APR 1994			
	42	LI Bin		11 JUL 1990			
	36	GAO Qingquan		19 AUG 1992			
	48	WANG Yingzhe		14 MAY 1992			
8		**POLAND**	POL		7	0.283	**3:30.13**
	318	KOTOWSKI Grzegorz		08 DEC 1987			
	317	JANDA Bartlomiej		01 FEB 1993			
	319	KULPA Michal		11 JUN 1987			
	321	MIADZEL Lukasz		12 AUG 1986			

NOT RANKED

		KENYA	KEN		2	**DQ**	IAAF 170/20
	470	ADONIJA Benson		07 JUL 1992			
	236	WAMIRA David		10 APR 1987			
	230	ONYANGO David		28 OCT 1989			
	221	MUGO Kelvin		13 NOV 1994			

Legend

DQ = Disqualified
DNF = Did Not Finish
R.T. = Reaction
DNS = Did Not Start
Fn = False Start

KRONOS
DEAFLYMPICS

RANK	BIB	TEAM	NOC	DATE OF BIRTH	LANE	R.T.	TIME

Details: Start time:18:58 Temperature:+28°C Humidity:44%

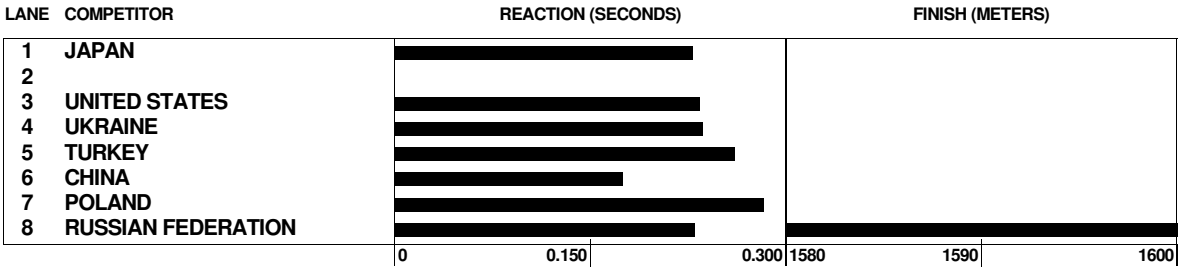

As of 29/07/2017 at 19:04

Legend	
DQ = Disqualified	**DNS** = Did Not Start
DNF = Did Not Finish	**Fn** = False Start
R.T. = Reaction	

RECORDS BROKEN BY EVENT
DAY 7

EVENT	DATE	ROUND	BIB	NAME	NAT	BORN	RESULT	RECORDS
30 Km (Marathon)		**Men**						
	29 July 2017	Final	215	KIPTUM,Daniel	KEN	1974	1:38:55	WR
20 Km (Marathon)		**Women**						
	29 July 2017	Final	123	ALDER-BAERENS,Nele	GER	1978	1:19:12	WR
Half Marathon		**Women**						
	29 July 2017	Final	123	ALDER-BAERENS,Nele	GER	1978	1:23:36	WR
30 Km (Marathon)		**Women**						
	29 July 2017	Final	123	ALDER-BAERENS,Nele	GER	1978	2:00:25	WR
Marathon		**Women**						
	29 July 2017	Final	123	ALDER-BAERENS,Nele	GER	1978	2:51:19	DR
Discus Throw		**Women**						
	29 July 2017	Final	84	MATOUSKOVA, Leka	CZE	1993	47.95 m	DR
4X100 Relay		**Women**						
	29 July 2017	Final		RUSSIAN FEDERATION	RUS		47.05	WR, DR
			345	FILUSHKINA, Alena	RUS	1996		
			357	KLIMOVA, Oxana	RUS	1990		
			349	GRISHINA, Marina	RUS	1988		
			347	GOLOVINA, Ksenia	RUS	1992		
4X400 Relay		**Women**						
	29 July 2017	Final		RUSSIAN FEDERATION	RUS		3:48.14	WR, DR
			340	CHERNYSHEVA, Victoria	RUS	1998		
			331	ABUBIAKIROVA, Iulia	RUS	1996		
			360	KUDRIAVTSEVA, Ekaterina	RUS	1986		
			354	KHALADZHAN, Asya	RUS	1992		

Competition Schedule

As of SUN 30 JUL 2017

Date	Start Time	Tee	Estimated Finish Time	Event	Players
FRI 21 JUL 2017	10:00	1	11:00	Women's Sprint Distance Final Unique Group	-
	10:00	1	11:00	Men's Sprint Distance Final Unique Group	-
SUN 23 JUL 2017	9:00	1	10:00	Mixed's Sprint Relay Final Unique Group	-
TUE 25 JUL 2017	10:00	1	11:00	Women's Middle Distance Final Unique Group	-
	10:00	1	11:00	Men's Middle Distance Final Unique Group	-
THU 27 JUL 2017	10:00	1	10:00	Women's Long Distance Final Unique Group	-
	10:00	1	10:00	Men's Long Distance Final Unique Group	-
SAT 29 JUL 2017	10:00	1	11:00	Men's Relay Final Unique Group	-
	10:10	1	11:10	Women's Relay Final Unique Group	-

Entry List by NOC

As of SUN 30 JUL 2017 at 20:15

BIB	UCI Code	Name	NOC	Height m / ft in	Weight kg / lbs	Race
		Czech Republic (CZE)				
1		FORMANKOVA Anna	CZE			Long Distance
						Middle Distance
						Sprint Distance
		Denmark (DEN)				
2		THESBJERG Allan	DEN			Long Distance
						Middle Distance
						Sprint Distance
		Estonia (EST)				
3		VARE Vaiko	EST			Middle Distance
						Sprint Distance
		Ghana (GHA)				
4		AMOAKWA Titus Nana	GHA			Long Distance
						Middle Distance
						Sprint Distance
5		KUMAH Bernard	GHA			Long Distance
						Middle Distance
						Sprint Distance
		Hungary (HUN)				
6		BOJTOR Szabolcs	HUN			Long Distance
						Middle Distance
						Sprint Distance
7		BOROS Imre	HUN			Long Distance
						Middle Distance
						Sprint Distance
8		MIHÁLYI Ferenc	HUN			Long Distance
						Middle Distance
						Sprint Distance
		Italy (ITA)				
9		FERRARA Claudio	ITA			Long Distance
						Middle Distance
						Sprint Distance
10		JABR Daniele	ITA			Long Distance
						Middle Distance
						Sprint Distance
11		LEROSE Luigi	ITA			Long Distance
						Middle Distance

Entry List by NOC

As of SUN 30 JUL 2017 at 20:15

BIB	UCI Code	Name	NOC	Height m / ft in	Weight kg / lbs	Race
						Sprint Distance
		Kazakhstan (KAZ)				
13		AYAPBERGENOVA Aigerim	KAZ			Long Distance
						Middle Distance
						Sprint Distance
16		SIBIRYAKOVA Yana	KAZ			Long Distance
						Middle Distance
						Sprint Distance
17		TEREKHOVA Tatyana	KAZ			Long Distance
						Middle Distance
						Sprint Distance
12		ALTYNKHAN Aidar	KAZ			Long Distance
						Middle Distance
						Sprint Distance
14		GALYMOV Almas	KAZ			Long Distance
						Middle Distance
						Sprint Distance
15		MUSSABEKOV Yerbol	KAZ			Long Distance
						Middle Distance
						Sprint Distance
		Lithuania (LTU)				
18		ATGALAINE Adrija	LTU			Long Distance
						Middle Distance
19		DIRZIUTE Gedvile	LTU			Long Distance
						Sprint Distance
21		LUKOSIENE Sandra	LTU			Long Distance
						Middle Distance
						Sprint Distance
22		VOLUNGEVICIENE Judita	LTU			Middle Distance
						Sprint Distance
20		KUZMINSKIS Tomas	LTU			Long Distance
						Middle Distance
						Sprint Distance
23		VOLUNGEVICIUS Mantas	LTU			Long Distance
						Middle Distance
						Sprint Distance
		Russia (RUS)				

Entry List by NOC

As of SUN 30 JUL 2017 at 20:15

BIB	UCI Code	Name	NOC	Height m / ft in	Weight kg / lbs	Race
28		LAPIKUS Irina	RUS			Sprint Distance
29		MAKAROVA Mariia	RUS			Long Distance
						Middle Distance
						Sprint Distance
30		NAIDIONOVA Antonina	RUS			Long Distance
						Middle Distance
						Sprint Distance
32		ROSINK Marina	RUS			Long Distance
						Middle Distance
24		ASOIAN Nikita	RUS			Sprint Distance
25		DINGES Viktor	RUS			Long Distance
						Sprint Distance
26		GRININ Vladimir	RUS			Long Distance
						Middle Distance
27		INIYATULLIN Ravil	RUS			Long Distance
						Middle Distance
31		NOVIKOV Pavel Valeryevich	RUS			Middle Distance
33		SMIRNOV Nikita	RUS			Sprint Distance
		Sweden (SWE)				
34		EKLUND Petra	SWE			Long Distance
						Middle Distance
						Sprint Distance
35		MELIN Jesper	SWE			Long Distance
						Middle Distance
						Sprint Distance
		Chinese Taipei (TPE)				
36		WU Szu-Ying	TPE			Long Distance
						Middle Distance
						Sprint Distance
		Turkey (TUR)				
37		AKTAS Sevda	TUR			Long Distance
						Middle Distance
						Sprint Distance
39		DEMIRCI Kadriye	TUR			Long Distance
						Middle Distance
						Sprint Distance
41		KARAHAN Huriye	TUR			Long Distance

Entry List by NOC

As of SUN 30 JUL 2017 at 20:15

BIB	UCI Code	Name	NOC	Height m / ft in	Weight kg / lbs	Race
						Middle Distance
						Sprint Distance
38		AYDOGDU Yusufemre	TUR			Long Distance
						Middle Distance
						Sprint Distance
40		EREN Emrah	TUR			Long Distance
						Middle Distance
42		KAYAN Hakan	TUR			Long Distance
						Middle Distance
						Sprint Distance
43		SALLI Ahmet	TUR			Sprint Distance
		Ukraine (UKR)				
45		BIDA Tetiana	UKR			Long Distance
						Middle Distance
						Sprint Distance
46		FEDOSIEIEVA Hanna	UKR			Long Distance
						Middle Distance
						Sprint Distance
48		MELNYK Iana	UKR			Long Distance
						Middle Distance
						Sprint Distance
47		LEVIN Dmytro	UKR			Sprint Distance
49		NIKOLAYENKO Ruslan	UKR			Long Distance
						Middle Distance
50		PLAKHOTNIK Dmytro	UKR			Long Distance
						Middle Distance
						Sprint Distance
51		SANKIN Oleksandr	UKR			Long Distance
						Middle Distance
52		SURENIAN Nver	UKR			Sprint Distance

Medallists by Event

As of SUN 30 JUL 2017 at 20:12

After 9 of 9 events

Event Name	Date	Medal	Name	NOC Code
Women Long Distance		GOLD	MELNYK Iana	UKR
		SILVER	NAIDIONOVA Antonina	RUS
		BRONZE	FEDOSIEIEVA Hanna	UKR
Women Middle Distance		GOLD	FEDOSIEIEVA Hanna	UKR
		SILVER	NAIDIONOVA Antonina	RUS
		BRONZE	ROSINK Marina	RUS
Women Sprint Distance		GOLD	MAKAROVA Mariia	RUS
		SILVER	FEDOSIEIEVA Hanna	UKR
		BRONZE	NAIDIONOVA Antonina	RUS
Men Long Distance		GOLD	DINGES Viktor	RUS
		SILVER	KUZMINSKIS Tomas	LTU
		BRONZE	PLAKHOTNIK Dmytro	UKR
Men Middle Distance		GOLD	NOVIKOV Pavel Valeryevich	RUS
		SILVER	GRININ Vladimir	RUS
		BRONZE	SANKIN Oleksandr	UKR
Men Sprint Distance		GOLD	SMIRNOV Nikita	RUS
		SILVER	SURENIAN Nver	UKR
		BRONZE	LEROSE Luigi	ITA
Women Relay		GOLD	MAKAROVA Mariia NAIDIONOVA Antonina ROSINK Marina	RUS RUS RUS
		SILVER	BIDA Tetiana FEDOSIEIEVA Hanna MELNYK Iana	UKR UKR UKR
		BRONZE	ATGALAINE Adriia LUKOSIENE Sandra VOLUNGEVICIENE Judita	LTU LTU LTU
Men Relay		GOLD	DINGES Viktor GRININ Vladimir NOVIKOV Pavel Valeryevich	RUS RUS RUS
		SILVER	NIKOLAYENKO Ruslan PLAKHOTNIK Dmytro SANKIN Oleksandr	UKR UKR UKR
		BRONZE	DIRZIUTE Gedvile KUZMINSKIS Tomas VOLUNGEVICIUS Mantas	LTU LTU LTU

Medallists by Event

As of SUN 30 JUL 2017 at 20:12

After 9 of 9 events

Event Name	Date	Medal	Name	NOC Code
Mixed Sprint Relay		GOLD	FEDOSIEIEVA Hanna	UKR
			MELNYK Iana	UKR
			PLAKHOTNIK Dmytro	UKR
			SANKIN Oleksandr	UKR
		SILVER	DINGES Viktor	RUS
			MAKAROVA Mariia	RUS
			NAIDIONOVA Antonina	RUS
			SMIRNOV Nikita	RUS
		BRONZE	ATGALAINE Adrija	LTU
			DIRZIUTE Gedvile	LTU
			KUZMINSKIS Tomas	LTU
			VOLUNGEVICIUS Mantas	LTU

FRI 21 JUL 2017
Start time: 10:00

Start List

As of THU 20 JUL 2017 at 17:36

Name	NOC	Bib	Card No	Date of Birth	Start time
KARAHAN HURIYE	TUR - Turkey	41	8628304	24 JUL 1998	0:01:30
AYAPBERGENOVA AIGERIM	KAZ - Kazakhstan	13	8622092	17 DEC 1991	0:02:30
FORMANKOVA ANNA	CZE - Czech Republic	1	8618900	14 SEP 1999	0:03:30
MAKAROVA MARIIA	RUS - Russian Federation	29	8627070	05 NOV 1991	0:04:30
VOLUNGEVICIENE JUDITA	LTU - Lithuania	22	8624083	17 JUL 1985	0:05:30
BIDA TETIANA	UKR - Ukraine	44	8649632	21 FEB 1982	0:06:30
TEREKHOVA TATYANA	KAZ - Kazakhstan	17	8621371	16 NOV 2000	0:07:30
LAPIKUS IRINA LEONIDOVNA	RUS - Russian Federation	28	8649919	29 JAN 1985	0:08:30
LUKOSIENE SANDRA	LTU - Lithuania	21	8623913	17 DEC 1986	0:09:30
FEDOSIEIEVA HANNA	UKR - Ukraine	46	8649816	19 MAY 1993	0:10:30
AKTAS SEVDA	TUR - Turkey	37	8628314	21 JUN 1998	0:11:30
NAIDIONOVA ANTONINA GRIGORYEVNA	RUS - Russian Federation	30	8625668	29 MAR 1990	0:12:30
WU SZU-YING	TPE - Chinese Taipei	36	8627693	06 FEB 1991	0:13:30
EKLUND PETRA	SWE - Sweden	34	8627316	21 SEP 1998	0:14:30
DEMIRCI KADRIYE	TUR - Turkey	39	8628419	10 SEP 1990	0:15:30
MELNYK IANA	UKR - Ukraine	48	8649648	15 JUN 1984	0:16:30
DIRZIUTE GEDVILE	LTU - Lithuania	19	8629580	02 NOV 1995	0:17:30
SIBIRYAKOVA YANA	KAZ - Kazakhstan	16	8621115	15 SEP 1987	0:18:30

GENÇLİK VE SPOR BAKANLIĞI
TÜRKİYE MİLLİ OLİMPİYAT KOMİTESİ
T.C. SAMSUN VALİLİĞİ
SAMSUN BÜYÜKŞEHİR BELEDİYESİ
ONDOKUZ MAYIS ÜNİVERSİTESİ
KRONOS
DEAFLYMPICS

FRI 21 JUL 2017
Start time: 10:00

Start List

As of THU 20 JUL 2017 at 17:32

Name	NOC	Bib	Card No	Date of Birth	Start time
KAYAN HAKAN	TUR - Turkey	42	8628305	06 JAN 1978	0:01:00
BOROS IMRE	HUN - Hungary	7	8620319	04 AUG 1977	0:02:00
VOLUNGEVICIUS MANTAS	LTU - Lithuania	23	8625358	19 FEB 1984	0:03:00
THESBJERG ALLAN	DEN - Denmark	2	8619066	05 OCT 1971	0:04:00
GALYMOV ALMAS	KAZ - Kazakhstan	14	8623905	14 AUG 1996	0:05:00
VARE VAIKO	EST - Estonia	3	8619576	31 DEC 1993	0:06:00
AYDOGDU YUSUFEMRE	TUR - Turkey	38	8628376	03 AUG 1998	0:07:00
SURENIAN NVER	UKR - Ukraine	52	8649669	18 JUN 1994	0:08:00
FERRARA CLAUDIO	ITA - Italy	9	8620782	18 JUN 1980	0:09:00
MIHÁLYI FERENC	HUN - Hungary	8	8620185	30 OCT 1984	0:10:00
ASOIAN NIKITA ALEKSANDROVICH	RUS - Russian Federation	24	8621204	03 APR 1994	0:11:00
LEVIN DMYTRO	UKR - Ukraine	47	8649723	10 APR 1998	0:12:00
ALTYNKHAN AIDAR	KAZ - Kazakhstan	12	8621996	12 OCT 1995	0:13:00
BOJTOR SZABOLCS	HUN - Hungary	6	8620512	25 JAN 1990	0:14:00
KUZMINSKIS TOMAS	LTU - Lithuania	20	8624264	24 MAY 1978	0:15:00
LEROSE LUIGI	ITA - Italy	11	8620699	11 JUL 1977	0:16:00
SMIRNOV NIKITA NIKOLAEVICH	RUS - Russian Federation	33	8649900	13 JAN 1989	0:17:00
SALLI AHMET	TUR - Turkey	43	8649885	24 FEB 1990	0:18:00
MELIN JESPER	SWE - Sweden	35	8627127	06 FEB 1996	0:19:00
PLAKHOTNIK DMYTRO	UKR - Ukraine	50	8628534	15 DEC 1987	0:20:00
DINGES VIKTOR EVGENYEVICH	RUS - Russian Federation	25	8649946	05 MAY 1985	0:21:00
MUSSABEKOV YERBOL	KAZ - Kazakhstan	15	8621108	08 JUL 1996	0:22:00
JABR DANIELE	ITA - Italy	10	8620742	18 APR 1977	0:23:00

TÜRKİYE MİLLİ OLİMPİYAT KOMİTESİ
KRONOS
DEAFLYMPICS

FRI 21 JUL 2017
Start time: 10:00

Result

As of FRI 21 JUL 2017 at 11:37

Rank	Name	NOC	Bib	Date of Birth	Time
1	SMIRNOV NIKITA NIKOLAEVICH	RUS - Russian Federation	33	13 JAN 1989	16:23
2	SURENIAN NVER	UKR - Ukraine	52	18 JUN 1994	17:03
3	LEROSE LUIGI	ITA - Italy	11	11 JUL 1977	17:06
4	KUZMINSKIS TOMAS	LTU - Lithuania	20	24 MAY 1978	17:51
5	LEVIN DMYTRO	UKR - Ukraine	47	10 APR 1998	17:56
6	VOLUNGEVICIUS MANTAS	LTU - Lithuania	23	19 FEB 1984	18:02
7	BOJTOR SZABOLCS	HUN - Hungary	6	25 JAN 1990	19:07
8	THESBJERG ALLAN	DEN - Denmark	2	05 OCT 1971	19:20
9	BOROS IMRE	HUN - Hungary	7	04 AUG 1977	19:40
10	AYDOGDU YUSUFEMRE	TUR - Turkey	38	03 AUG 1998	20:50
11	FERRARA CLAUDIO	ITA - Italy	9	18 JUN 1980	21:00
12	MIHÁLYI FERENC	HUN - Hungary	8	30 OCT 1984	21:43
13	KAYAN HAKAN	TUR - Turkey	42	06 JAN 1978	31:38
14	ALTYNKHAN AIDAR	KAZ - Kazakhstan	12	12 OCT 1995	41:52
-	MUSSABEKOV YERBOL	KAZ - Kazakhstan	15	08 JUL 1996	Over Time
-	DINGES VIKTOR EVGENYEVICH	RUS - Russian Federation	25	05 MAY 1985	Missing Punch
-	PLAKHOTNIK DMYTRO	UKR - Ukraine	50	15 DEC 1987	Missing Punch
-	JABR DANIELE	ITA - Italy	10	18 APR 1977	Missing Punch
-	ASOIAN NIKITA ALEKSANDROVICH	RUS - Russian Federation	24	03 APR 1994	Missing Punch
-	VARE VAIKO	EST - Estonia	3	31 DEC 1993	Missing Punch
-	MELIN JESPER	SWE - Sweden	35	06 FEB 1996	Missing Punch
-	SALLI AHMET	TUR - Turkey	43	24 FEB 1990	Missing Punch
-	GALYMOV ALMAS	KAZ - Kazakhstan	14	14 AUG 1996	Missing Punch
-	AMOAKWA TITUS NANA	GHA - Ghana	4	19 DEC 1987	Did Not Start
-	MUMAH BERNARD	GHA - Ghana	5	28 JUN 1987	Did Not Start

KRONOS
DEAFLYMPICS

FRI 21 JUL 2017
Start time: 10:00

Result

As of FRI 21 JUL 2017 at 11:37

Rank	Name	NOC	Bib	Date of Birth	Time
1	MAKAROVA MARIIA	RUS - Russian Federation	29	05 NOV 1991	15:06
2	FEDOSIEIEVA HANNA	UKR - Ukraine	46	19 MAY 1993	15:31
3	NAIDIONOVA ANTONINA GRIGORYEVNA	RUS - Russian Federation	30	29 MAR 1990	15:33
4	LAPIKUS IRINA LEONIDOVNA	RUS - Russian Federation	28	29 JAN 1985	16:16
5	WU SZU-YING	TPE - Chinese Taipei	36	06 FEB 1991	17:24
6	EKLUND PETRA	SWE - Sweden	34	21 SEP 1998	18:05
7	BIDA TETIANA	UKR - Ukraine	45	21 FEB 1982	18:14
8	VOLUNGEVICIENE JUDITA	LTU - Lithuania	22	17 JUL 1985	18:27
9	DIRZIUTE GEDVILE	LTU - Lithuania	19	02 NOV 1995	18:39
10	MELNYK IANA	UKR - Ukraine	48	15 JUN 1984	20:02
11	FORMANKOVA ANNA	CZE - Czech Republic	1	14 SEP 1999	21:20
12	AKTAS SEVDA	TUR - Turkey	37	21 JUN 1998	27:55
13	AYAPBERGENOVA AIGERIM	KAZ - Kazakhstan	13	17 DEC 1991	33:59
14	SIBIRYAKOVA YANA	KAZ - Kazakhstan	16	15 SEP 1987	35:14
15	DEMIRCI KADRIYE	TUR - Turkey	39	10 SEP 1990	38:15
-	KARAHAN HURIYE	TUR - Turkey	41	24 JUL 1998	Over Time
-	TEREKHOVA TATYANA	KAZ - Kazakhstan	17	16 NOV 2000	Over Time
-	LUKOSIENE SANDRA	LTU - Lithuania	21	17 DEC 1986	Missing Punch

KRONOS
DEAFLYMPICS

Split times

Class: Men

(Length: 3980 m - Climb 30 m)

Pos.	Name	Team	Time
1	Smirnov Nikita Nikolaevich	Russian Federation	00.16.23

55	6	01:09	45	2	00:36	34	4	00:58	46	7	01:01	56	4	01:09	32	6	00:48	53	5	00:38	40	6	00:52	48	5	00:50	36	1	00:40
6		00.01.09	4		00.01.45	4		00.02.43	4		00.03.44	4		00.04.53	4		00.05.41	4		00.06.19	4		00.07.11	5		00.08.01	3		00.08.41
42	5	00:41	43	1	01:09	38	3	00:49	49	9	00:43	50	7	00:40	51	2	00:52	52	3	01:26	58	4	00:28	47	3	00:24	100	5	00:23
3		00.09.22	1		00.10.31	3		00.11.20	3		00.12.03	3		00.12.43	3		00.13.35	2		00.15.01	2		00.15.29	2		00.15.53	2		00.16.16
CL	8	00:07																											
1		00.16.23																											

2	Surenian Nver	Ukraine	00.17.03

55	10	01:11	45	2	00:36	34	6	01:00	46	7	01:01	56	2	01:07	32	2	00:46	53	6	00:39	40	4	00:51	48	14	00:56	36	4	00:47
10		00.01.11	6		00.01.47	6		00.02.47	5		00.03.48	5		00.04.55	4		00.05.41	5		00.06.20	4		00.07.11	6		00.08.07	6		00.08.54
42	7	00:42	43	3	01:14	38	7	00:57	49	4	00:40	50	9	00:41	51	6	01:01	52	7	01:29	58	9	00:30	47	5	00:25	100	7	00:24
6		00.09.36	3		00.10.50	5		00.11.47	5		00.12.27	5		00.13.08	4		00.14.09	3		00.15.38	3		00.16.08	3		00.16.33	3		00.16.57
CL	1	00:06																											
2		00.17.03																											

3	Lerose Luigi	Italy	00.17.06

55	3	01:04	45	2	00:36	34	3	00:56	46	3	00:58	56	7	01:14	32	4	00:47	53	2	00:37	40	3	00:49	48	11	00:53	36	5	00:49
3		00.01.04	2		00.01.40	2		00.02.36	3		00.03.34	3		00.04.48	3		00.05.35	3		00.06.12	3		00.07.01	3		00.07.54	4		00.08.43
42	3	00:39	43	5	01:19	38	4	00:55	49	12	00:46	50	4	00:38	51	14	01:15	52	5	01:27	58	1	00:27	47	15	00:29	100	1	00:21
3		00.09.22	2		00.10.41	4		00.11.36	4		00.12.22	4		00.13.00	5		00.14.15	4		00.15.42	4		00.16.09	4		00.16.38	4		00.16.59
CL	8	00:07																											
3		00.17.06																											

4	Kuzminskis Tomas	Lithuania	00.17.51

55	6	01:09	45	6	00:39	34	4	00:58	46	22	01:23	56	8	01:16	32	8	00:51	53	8	00:40	40	8	00:54	48	18	00:59	36	8	00:52
6		00.01.09	7		00.01.48	5		00.02.46	10		00.04.09	8		00.05.25	8		00.06.16	8		00.06.56	9		00.07.50	9		00.08.49	9		00.09.41
42	4	00:40	43	2	01:13	38	6	00:56	49	3	00:39	50	5	00:39	51	7	01:03	52	10	01:36	58	1	00:27	47	2	00:23	100	13	00:27
9		00.10.21	6		00.11.34	8		00.12.30	7		00.13.09	7		00.13.48	7		00.14.51	7		00.16.27	7		00.16.54	6		00.17.17	6		00.17.44
CL	8	00:07																											
4		00.17.51																											

5	Levin Dmytro	Ukraine	00.17.56

55	9	01:10	45	7	00:40	34	12	01:07	46	6	01:00	56	13	01:30	32	7	00:50	53	6	00:39	40	7	00:53	48	14	00:56	36	7	00:51
9		00.01.10	8		00.01.50	10		00.02.57	9		00.03.57	9		00.05.27	9		00.06.17	8		00.06.56	8		00.07.49	8		00.08.45	8		00.09.36
42	8	00:43	43	3	01:14	38	4	00:55	49	5	00:42	50	5	00:39	51	10	01:07	52	2	01:21	58	6	00:29	47	19	00:42	100	2	00:22
8		00.10.19	5		00.11.33	7		00.12.28	8		00.13.10	8		00.13.49	8		00.14.56	6		00.16.17	6		00.16.46	7		00.17.28	7		00.17.50
CL	1	00:06																											
5		00.17.56																											

6	Volungevicius Mantas	Lithuania	00.18.02

55	11	01:12	45	7	00:40	34	6	01:00	46	7	01:01	56	5	01:12	32	10	00:52	53	9	00:41	40	11	00:58	48	12	00:54	36	6	00:50
11		00.01.12	10		00.01.52	7		00.02.52	7		00.03.53	7		00.05.05	7		00.05.57	7		00.06.38	7		00.07.36	7		00.08.30	7		00.09.20
42	8	00:43	43	7	01:24	38	8	00:58	49	5	00:42	50	3	00:37	51	5	00:58	52	18	01:57	58	6	00:29	47	5	00:25	100	2	00:22
7		00.10.03	4		00.11.27	6		00.12.25	6		00.13.07	6		00.13.44	6		00.14.42	8		00.16.39	8		00.17.08	8		00.17.33	8		00.17.55
CL	8	00:07																											
6		00.18.02																											

7	Bojtor Szabolcs	Hungary	00.19.07

55	15	01:17	45	7	00:40	34	12	01:07	46	15	01:10	56	15	01:32	32	11	00:54	53	13	00:44	40	11	00:58	48	5	00:50	36	10	00:53
15		00.01.17	13		00.01.57	11		00.03.04	12		00.04.14	11		00.05.46	11		00.06.40	11		00.07.24	11		00.08.22	11		00.09.12	11		00.10.05
42	14	00:48	43	11	01:34	38	17	01:12	49	5	00:42	50	7	00:40	51	14	01:15	52	3	01:26	58	6	00:29	47	11	00:27	100	5	00:23
11		00.10.53	7		00.12.27	11		00.13.39	11		00.14.21	11		00.15.01	12		00.16.16	12		00.17.42	12		00.18.11	11		00.18.38	11		00.19.01
CL	1	00:06																											
7		00.19.07																											

8	Thesbjerg Allan	Denmark	00.19.20

55	15	01:17	45	20	01:09	34	11	01:06	46	11	01:07	56	11	01:22	32	15	00:55	53	13	00:44	40	9	00:57	48	9	00:52	36	13	00:55
15		00.01.17	18		00.02.26	17		00.03.32	17		00.04.39	16		00.06.01	14		00.06.56	14		00.07.40	13		00.08.37	13		00.09.29	12		00.10.24
42	11	00:44	43	6	01:21	38	9	01:00	49	12	00:46	50	14	00:43	51	8	01:04	52	5	01:27	58	17	00:38	47	18	00:40	100	11	00:26
12		00.11.08	8		00.12.29	10		00.13.29	10		00.14.15	10		00.14.58	11		00.16.02	9		00.17.29	11		00.18.07	12		00.18.47	12		00.19.13
CL	8	00:07																											
8		00.19.20																											

9	Boros Imre	Hungary	00.19.40

55	14	01:16	45	15	00:45	34	19	01:21	46	19	01:13	56	15	01:32	32	18	00:57	53	17	00:46	40	14	00:59	48	1	00:40	36	14	00:57
14		00.01.16	14		00.02.01	15		00.03.22	16		00.04.35	17		00.06.07	17		00.07.04	16		00.07.50	15		00.08.49	13		00.09.29	13		00.10.26
42	12	00:46	43	10	01:32	38	16	01:09	49	15	00:47	50	10	00:42	51	11	01:09	52	9	01:32	58	13	00:32	47	13	00:28	100	17	00:30
13		00.11.12	9		00.12.44	13		00.13.53	13		00.14.40	13		00.15.22	13		00.16.31	13		00.18.03	13		00.18.35	13		00.19.03	13		00.19.33
CL	8	00:07																											
9		00.19.40																											

…Class: Men

Split times

Pos.	Name	Team	Time
10	Aydogdu Yusufemre	Turkey	00.20.50

55	13	01:14	45	12	00:42	34	14	01:08	46	15	01:10	56	17	01:44	32	19	01:00	53	20	00:49	40	16	01:01	48	14	00:56	36	16	01:01
13		00.01.14	12		00.01.56	11		00.03.04	12		00.04.14	15		00.05.58	15		00.06.58	15		00.07.47	14		00.08.48	15		00.09.44	14		00.10.45
42	14	00:48	43	13	01:41	38	14	01:08	49	15	00:47	50	20	01:02	51	17	01:16	52	17	01:52	58	12	00:31	47	9	00:26	100	15	00:28
14		00.11.33	10		00.13.14	14		00.14.22	14		00.15.09	14		00.16.11	14		00.17.27	14		00.19.19	14		00.19.50	14		00.20.16	14		00.20.44
CL	1	00:06																											
10		00.20.50																											

Pos.	Name	Team	Time
11	Ferrara Claudio	Italy	00.21.00

55	21	01:42	45	16	00:49	34	18	01:19	46	11	01:07	56	22	02:08	32	11	00:54	53	15	00:45	40	14	00:59	48	13	00:55	36	12	00:54
21		00.01.42	19		00.02.31	19		00.03.50	18		00.04.57	20		00.07.05	19		00.07.59	19		00.08.44	18		00.09.43	19		00.10.38	17		00.11.32
42	19	00:50	43	7	01:24	38	13	01:07	49	18	00:48	50	16	00:44	51	20	01:25	52	13	01:44	58	9	00:30	47	5	00:25	100	7	00:24
18		00.12.22	11		00.13.46	15		00.14.53	15		00.15.41	15		00.16.25	15		00.17.50	15		00.19.34	15		00.20.04	15		00.20.29	15		00.20.53
CL	8	00:07																											
11		00.21.00																											

Pos.	Name	Team	Time
12	Mihályi Ferenc	Hungary	00.21.43

55	11	01:12	45	7	00:40	34	8	01:03	46	5	00:59	56	19	01:54	32	11	00:54	53	11	00:43	40	22	02:44	48	17	00:57	36	16	01:01
11		00.01.12	10		00.01.52	9		00.02.55	8		00.03.54	12		00.05.48	12		00.06.42	12		00.07.25	20		00.10.09	20		00.11.06	20		00.12.07
42	14	00:48	43	9	01:28	38	11	01:03	49	11	00:45	50	17	00:47	51	17	01:16	52	11	01:42	58	17	00:38	47	17	00:33	100	16	00:29
20		00.12.55	13		00.14.23	17		00.15.26	16		00.16.11	16		00.16.58	16		00.18.14	16		00.19.56	16		00.20.34	16		00.21.07	16		00.21.36
CL	8	00:07																											
12		00.21.43																											

Pos.	Name	Team	Time
13	Kayan Hakan	Turkey	00.31.38

55	18	01:19	45	22	02:00	34	9	01:04	46	17	01:11	56	12	01:25	32	19	01:00	53	17	00:46	40	16	01:01	48	7	00:51	36	14	00:57
18		00.01.19	20		00.03.19	20		00.04.23	20		00.05.34	19		00.06.59	19		00.07.59	20		00.08.45	19		00.09.46	18		00.10.37	18		00.11.34
42	12	00:46	43	12	01:40	38	23	03:27	49	15	00:47	50	22	04:10	51	19	01:23	52	15	01:47	58	22	04:34	47	21	00:44	100	18	00:37
17		00.12.20	12		00.14.00	19		00.17.27	19		00.18.14	20		00.22.24	20		00.23.47	20		00.25.34	20		00.30.08	20		00.30.52	19		00.31.29
CL	19	00:09																											
13		00.31.38																											

Pos.	Name	Team	Time
14	Altynkhan Aidar	Kazakhstan	00.41.52

55	23	05:50	45	21	01:31	34	21	01:29	46	21	01:22	56	21	02:01	32	23	01:24	53	21	00:50	40	21	02:01	48	21	01:16	36	19	01:10
23		00.05.50	23		00.07.21	22		00.08.50	22		00.10.12	22		00.12.13	22		00.13.37	22		00.14.27	21		00.16.28	21		00.17.44	22		00.18.54
42	17	00:49	43	16	07:02	38	19	01:26	49	21	01:20	50	21	04:02	51	22	02:14	52	21	02:34	58	19	00:42	47	22	01:20	100	22	01:18
22		00.19.43	16		00.26.45	22		00.28.11	21		00.29.31	21		00.33.33	21		00.35.47	21		00.38.21	21		00.39.03	21		00.40.23	20		00.41.41
CL	20	00:11																											
14		00.41.52																											

Pos.	Name	Team	Time
-	Mussabekov Yerbol	Kazakhstan	OverTime

55	19	01:31	45	23	02:23	34	23	09:15	46	23	01:30	56	23	04:53	32	22	01:08	53	23	01:01	40	20	01:17	48	22	01:25	36	23	02:22
19		00.01.31	21		00.03.54	23		00.13.09	23		00.14.39	23		00.19.32	23		00.20.40	23		00.21.41	22		00.22.58	22		00.24.23	23		00.26.45
42	22	00:57	43	17	09:13	38	22	02:25	49	22	03:08	50	19	01:01	51	11	01:09	52	22	03:44	58	21	04:04	47	20	00:43	100	21	01:02
23		00.27.42	17		00.36.55	23		00.39.20	22		00.42.28	22		00.43.29	22		00.44.38	22		00.48.22	22		00.52.26	23		00.53.09	22		00.54.11
OT	20	00:11																											
15		00.54.22																											

Pos.	Name	Team	Time
-	Dinges Viktor Evgenyevich	Russian Federation	Missing Punch

55	1	01:01	45	1	00:34	34	1	00:51	46	1	00:55	56	1	01:05	32	1	00:42	53	1	00:35	40	1	00:47	48	2	00:42	36	2	00:41
1		00.01.01	1		00.01.35	1		00.02.26	1		00.03.21	1		00.04.26	1		00.05.08	1		00.05.43	1		00.06.30	1		00.07.12	1		00.07.53
42	1	00:38	54	-	01:07	38	1	00:43	49	1	00:35	50	1	00:33	51	1	00:51	52	1	01:10	58	1	00:27	47	1	00:21	100	2	00:22
1		00.08.31	-		00.09.38	1		00.10.21	1		00.10.56	1		00.11.29	1		00.12.20	1		00.13.30	1		00.13.57	1		00.14.18	1		00.14.40
MP	1	00:06																											
16		00.14.46																											

Pos.	Name	Team	Time
-	Plakhotnik Dmytro	Ukraine	Missing Punch

55	5	01:08	45	5	00:37	34	1	00:51	46	2	00:57	56	5	01:12	32	4	00:47	53	2	00:37	40	2	00:48	48	4	00:48	36	8	00:52
5		00.01.08	4		00.01.45	2		00.02.36	2		00.03.33	2		00.04.45	2		00.05.32	2		00.06.09	2		00.06.57	2		00.07.45	2		00.08.37
42	5	00:41	54	-	01:11	38	2	00:45	49	2	00:37	50	2	00:35	51	2	00:52	52	20	02:30	58	9	00:30	47	16	00:31	100	10	00:25
2		00.09.18	-		00.10.29	2		00.11.14	2		00.11.51	2		00.12.26	2		00.13.18	5		00.15.48	5		00.16.18	5		00.16.49	5		00.17.14
MP	1	00:06																											
17		00.17.20																											

Pos.	Name	Team	Time
-	Jabr Daniele	Italy	Missing Punch

55	6	01:09	45	17	00:54	34	9	01:04	46	10	01:03	56	9	01:17	32	8	00:51	53	10	00:42	40	9	00:57	48	19	01:03	36	10	00:53
6		00.01.09	15		00.02.03	13		00.03.07	11		00.04.10	9		00.05.27	10		00.06.18	10		00.07.00	10		00.07.57	10		00.09.00	10		00.09.53
42	8	00:43	54	-	01:28	38	10	01:01	49	12	00:46	50	10	00:42	51	14	01:15	52	11	01:42	58	15	00:33	47	5	00:25	100	7	00:24
10		00.10.36	-		00.12.04	9		00.13.05	9		00.13.51	9		00.14.33	9		00.15.48	10		00.17.30	10		00.18.03	10		00.18.28	9		00.18.52
MP	8	00:07																											
18		00.18.59																											

…Class: Men

Split times

Pos.	Name	Team	Time
-	Asoian Nikita Aleksandrovich	Russian Federation	Missing Punch

55	2	01:02	45	11	00:41	34	16	01:09	46	3	00:58	56	3	01:08	32	2	00:46	53	2	00:37	40	4	00:51	48	3	00:46	36	3	00:46
2	00.01.02	3	00.01.43	7	00.02.52	6	00.03.50	6	00.04.58	6	00.05.44	6	00.06.21	6	00.07.12	4	00.07.58	5	00.08.44										
42	1	00:38	41	-	02:35	38	21	01:44	49	5	00:42	50	10	00:42	51	4	00:56	52	7	01:29	58	4	00:28	47	3	00:24	100	19	00:38
3	00.09.22	-	00.11.57	12	00.13.41	12	00.14.23	12	00.15.05	10	00.16.01	10	00.17.30	9	00.17.58	9	00.18.22	10	00.19.00										
MP	18	00:08																											
19	00.19.08																												

Pos.	Name	Team	Time
-	Vare Vaiko	Estonia	Missing Punch

55	4	01:07	45	13	00:43	34	17	01:17	46	20	01:18	56	13	01:30	32	21	01:07	53	22	00:53	40	19	01:12	48	20	01:08	36	18	01:02
4	00.01.07	8	00.01.50	13	00.03.07	14	00.04.25	13	00.05.55	16	00.07.02	17	00.07.55	16	00.09.07	16	00.10.15	16	00.11.17										
42	22	00:57	54	-	01:52	38	14	01:08	49	20	00:57	50	18	00:52	51	21	01:28	52	13	01:44	58	16	00:37	47	13	00:28	100	13	00:27
16	00.12.14	-	00.14.06	16	00.15.14	16	00.16.11	17	00.17.03	17	00.18.31	17	00.20.15	17	00.20.52	17	00.21.20	17	00.21.47										
MP	8	00:07																											
20	00.21.54																												

Pos.	Name	Team	Time
-	Melin Jesper	Sweden	Missing Punch

55	20	01:34	45	13	00:43	34	14	01:08	46	14	01:09	56	10	01:21	32	11	00:54	53	11	00:43	40	11	00:58	48	9	00:52	36	20	01:31
20	00.01.34	16	00.02.17	16	00.03.25	15	00.04.34	13	00.05.55	13	00.06.49	13	00.07.32	12	00.08.30	12	00.09.22	15	00.10.53										
42	17	00:49	54	-	04:23	38	12	01:04	49	10	00:44	50	10	00:42	51	11	01:09	52	16	01:49	58	13	00:32	47	9	00:26	100	11	00:26
15	00.11.42	-	00.16.05	18	00.17.09	18	00.17.53	18	00.18.35	18	00.19.44	18	00.21.33	18	00.22.05	18	00.22.31	18	00.22.57										
MP	1	00:06																											
21	00.23.03																												

Pos.	Name	Team	Time
-	Salli Ahmet	Turkey	Missing Punch

55	17	01:18	45	19	01:05	34	20	01:24	46	17	01:11	56	18	01:47	32	15	00:55	53	15	00:45	40	18	01:04	48	7	00:51	36	21	01:39
17	00.01.18	17	00.02.23	18	00.03.47	19	00.04.58	18	00.06.45	18	00.07.40	18	00.08.25	17	00.09.29	17	00.10.20	19	00.11.59										
42	20	00:51	43	15	05:26	38	20	01:31	49	19	00:50	50	14	00:43	51	9	01:06	52	19	02:04	58	20	00:50	47	11	00:27	MP	-	00:47
19	00.12.50	14	00.18.16	20	00.19.47	20	00.20.37	19	00.21.20	19	00.22.26	19	00.24.30	19	00.25.20	19	00.25.47	22	00.26.34										

Pos.	Name	Team	Time
-	Galymov Almas	Kazakhstan	Missing Punch

55	22	05:04	45	18	00:57	34	22	01:47	46	13	01:08	56	20	01:57	32	17	00:56	53	17	00:46	48	-	02:06	40	-	02:02	36	22	02:03
22	00.05.04	22	00.06.01	21	00.07.48	21	00.08.56	21	00.10.53	21	00.11.49	21	00.12.35	-	00.14.41	-	00.16.43	21	00.18.46										
42	21	00:55	43	14	01:51	38	18	01:21	52	-	00:43	58	-	07:24	49	-	06:03	51	-	01:23	50	-	00:55	47	23	05:17	100	20	00:49
21	00.19.41	15	00.21.32	21	00.22.53	-	00.23.36	-	00.31.00	-	00.37.03	-	00.38.26	-	00.39.21	22	00.44.38	21	00.45.27										
MP	22	00:13																											
23	00.45.40																												

Class: Women

(Length: 3190 m - Climb 20 m)

Pos.	Name	Team	Time
1	Makarova Mariia	Russian Federation	00.15.06

55	6	01:22	31	3	00:39	60	2	00:38	33	4	00:35	44	6	00:51	37	2	01:13	40	2	00:59	48	1	00:44	36	3	00:54	41	2	00:55
6	00.01.22	5	00.02.01	5	00.02.39	4	00.03.14	3	00.04.05	1	00.05.18	2	00.06.17	1	00.07.01	1	00.07.55	1	00.08.50										
54	1	01:15	35	1	01:26	39	3	01:16	59	2	00:47	38	4	00:36	57	3	00:26	100	1	00:24	CL	1	00:06						
1	00.10.05	1	00.11.31	1	00.12.47	1	00.13.34	1	00.14.10	1	00.14.36	1	00.15.00	1	00.15.06														

Pos.	Name	Team	Time
2	Fedosieieva Hanna	Ukraine	00.15.31

55	3	01:18	31	4	00:40	60	4	00:39	33	2	00:33	44	1	00:48	37	8	01:21	40	2	00:59	48	4	00:54	36	1	00:53	41	2	00:55
3	00.01.18	3	00.01.58	3	00.02.37	2	00.03.10	1	00.03.58	3	00.05.19	3	00.06.18	3	00.07.12	3	00.08.05	3	00.09.00										
54	4	01:19	35	1	01:26	39	3	01:16	59	5	00:49	38	6	00:37	57	4	00:27	100	8	00:29	CL	7	00:08						
2	00.10.19	2	00.11.45	2	00.13.01	2	00.13.50	2	00.14.27	2	00.14.54	2	00.15.23	2	00.15.31														

Pos.	Name	Team	Time
3	Naidionova Antonina Grigoryevna	Russian Federation	00.15.33

55	4	01:20	31	1	00:37	60	1	00:37	33	4	00:35	44	5	00:50	37	6	01:19	40	1	00:57	48	3	00:52	36	7	00:57	41	2	00:55
4	00.01.20	1	00.01.57	1	00.02.34	1	00.03.09	2	00.03.59	1	00.05.18	1	00.06.15	2	00.07.07	2	00.08.04	2	00.08.59										
54	5	01:21	35	3	01:27	39	9	01:21	59	6	00:51	38	1	00:35	57	1	00:24	100	6	00:28	CL	3	00:07						
3	00.10.20	3	00.11.47	3	00.13.08	3	00.13.59	3	00.14.34	3	00.14.58	3	00.15.26	3	00.15.33														

Pos.	Name	Team	Time
4	Lapikus Irina Leonidovna	Russian Federation	00.16.16

55	9	01:27	31	4	00:40	60	6	00:42	33	3	00:34	44	7	00:52	37	5	01:18	40	11	01:18	48	6	00:55	36	5	00:56	41	2	00:55
9	00.01.27	8	00.02.07	7	00.02.49	6	00.03.23	6	00.04.15	6	00.05.33	9	00.06.51	9	00.07.46	7	00.08.42	7	00.09.37										
54	3	01:18	35	4	01:30	39	11	01:23	59	3	00:48	38	1	00:35	57	6	00:28	100	6	00:28	CL	12	00:09						
6	00.10.55	5	00.12.25	5	00.13.48	4	00.14.36	4	00.15.11	4	00.15.39	4	00.16.07	4	00.16.16														

Pos.	Name	Team	Time
5	Wu Szu-Ying	Chinese Taipei	00.17.24

55	1	01:17	31	8	00:41	60	2	00:38	33	7	00:37	44	8	00:53	37	7	01:20	40	7	01:05	48	9	00:59	36	5	00:56	41	6	00:57
1	00.01.17	3	00.01.58	2	00.02.36	3	00.03.13	4	00.04.06	4	00.05.26	4	00.06.31	5	00.07.30	6	00.08.26	5	00.09.23										
54	6	01:23	35	9	01:50	39	16	02:15	59	6	00:51	38	10	00:43	57	4	00:27	100	2	00:25	CL	3	00:07						
5	00.10.46	6	00.12.36	8	00.14.51	6	00.15.42	5	00.16.25	5	00.16.52	5	00.17.17	5	00.17.24														

…Class: Women

Split times

Pos.	Name	Team	Time
6	Eklund Petra	Sweden	00.18.05

55	11	01:36	31	9	00:42	60	6	00:42	33	10	00:42	44	9	00:56	37	9	01:22	40	9	01:10	48	10	01:00	36	8	01:01	41	12	01:13
11	00.01.36	11	00.02.18	10	00.03.00	11	00.03.42	11	00.04.38	10	00.06.00	10	00.07.10	10	00.08.10	9	00.09.11	9	00.10.24										
54	9	01:30	35	8	01:43	39	2	01:12	59	8	01:08	38	7	00:40	57	11	00:45	100	11	00:36	CL	3	00:07						
8	00.11.54	8	00.13.37	7	00.14.49	7	00.15.57	6	00.16.37	6	00.17.22	6	00.17.58	6	00.18.05														

7	Bida Tetiana	Ukraine	00.18.14

55	6	01:22	31	10	00:44	60	12	00:53	33	6	00:36	44	1	00:48	37	4	01:17	40	4	01:01	48	6	00:55	36	15	03:07	41	1	00:52
6	00.01.22	7	00.02.06	9	00.02.59	9	00.03.35	8	00.04.23	9	00.05.40	7	00.06.41	8	00.07.36	10	00.10.43	10	00.11.35										
54	8	01:27	35	6	01:39	39	6	01:18	59	1	00:44	38	1	00:35	57	2	00:25	100	2	00:25	CL	1	00:06						
9	00.13.02	9	00.14.41	9	00.15.59	9	00.16.43	8	00.17.18	7	00.17.43	7	00.18.08	7	00.18.14														

8	Volungeviciene Judita	Lithuania	00.18.27

55	1	01:17	31	4	00:40	60	5	00:40	33	7	00:37	44	11	00:59	37	9	01:22	40	6	01:03	48	8	00:57	36	10	01:15	41	7	00:58
1	00.01.17	1	00.01.57	3	00.02.37	4	00.03.14	5	00.04.13	7	00.05.35	6	00.06.38	7	00.07.35	8	00.08.50	8	00.09.48										
54	7	01:24	35	7	01:41	39	9	01:21	59	14	02:05	38	8	00:41	57	14	00:54	100	4	00:26	CL	3	00:07						
7	00.11.12	7	00.12.53	6	00.14.14	8	00.16.19	7	00.17.00	8	00.17.54	8	00.18.20	8	00.18.27														

9	Dirziute Gedvile	Lithuania	00.18.39

55	8	01:23	31	2	00:38	60	9	00:46	33	11	00:43	44	3	00:49	37	2	01:13	40	5	01:02	48	4	00:54	36	4	00:55	41	8	00:59
8	00.01.23	5	00.02.01	6	00.02.47	7	00.03.30	7	00.04.19	5	00.05.32	5	00.06.34	4	00.07.28	4	00.08.23	4	00.09.22										
54	2	01:16	35	5	01:37	39	6	01:18	59	8	01:08	38	16	02:42	57	8	00:34	100	10	00:34	CL	7	00:08						
4	00.10.38	4	00.12.15	4	00.13.33	5	00.14.41	9	00.17.23	9	00.17.57	9	00.18.31	9	00.18.39														

10	Melnyk Iana	Ukraine	00.20.02

55	4	01:20	31	12	00:53	60	11	00:51	33	1	00:32	44	3	00:49	37	1	01:11	40	7	01:05	48	2	00:50	36	1	00:53	41	8	00:59
4	00.01.20	10	00.02.13	11	00.03.04	10	00.03.36	9	00.04.25	8	00.05.36	7	00.06.41	6	00.07.31	5	00.08.24	5	00.09.23										
54	15	04:39	35	10	01:58	39	12	01:26	59	3	00:48	38	4	00:36	57	9	00:36	100	5	00:27	CL	12	00:09						
11	00.14.02	10	00.16.00	10	00.17.26	10	00.18.14	10	00.18.50	10	00.19.26	10	00.19.53	10	00.20.02														

11	Formankova Anna	Czech Republic	00.21.20

55	13	01:41	31	11	00:50	60	9	00:46	33	12	00:45	44	17	01:24	37	11	01:40	40	10	01:16	48	11	01:10	36	12	01:16	41	11	01:08
13	00.01.41	12	00.02.31	12	00.03.17	12	00.04.02	12	00.05.26	11	00.07.06	11	00.08.22	11	00.09.32	11	00.10.48	11	00.11.56										
54	12	01:55	35	11	02:30	39	14	01:49	59	11	01:20	38	8	00:41	57	7	00:32	100	8	00:29	CL	7	00:08						
10	00.13.51	11	00.16.21	11	00.18.10	11	00.19.30	11	00.20.11	11	00.20.43	11	00.21.12	11	00.21.20														

12	Aktas Sevda	Turkey	00.27.55

55	15	01:57	31	16	01:11	60	13	00:55	33	14	00:57	44	18	01:30	37	15	02:05	40	14	01:49	48	14	01:18	36	14	02:49	41	17	02:54
15	00.01.57	14	00.03.08	14	00.04.03	13	00.05.00	15	00.06.30	14	00.08.35	12	00.10.24	12	00.11.42	12	00.14.31	12	00.17.25										
54	11	01:46	35	12	02:40	39	15	01:53	59	12	01:26	38	11	00:51	57	15	00:58	100	14	00:48	CL	7	00:08						
12	00.19.11	12	00.21.51	12	00.23.44	12	00.25.10	12	00.26.01	12	00.26.59	12	00.27.47	12	00.27.55														

13	Ayapbergenova Aigerim	Kazakhstan	00.33.59

55	16	02:03	31	17	01:39	60	16	01:05	33	17	01:17	44	15	01:15	37	14	01:54	40	12	01:32	48	15	01:39	36	17	04:40	41	13	01:18
16	00.02.03	17	00.03.42	16	00.04.47	16	00.06.04	16	00.07.19	15	00.09.13	13	00.10.45	13	00.12.24	15	00.17.04	15	00.18.22										
54	14	02:38	35	13	02:48	39	17	03:17	59	10	01:15	38	12	00:55	57	16	01:45	100	16	02:44	CL	17	00:15						
13	00.21.00	13	00.23.48	13	00.27.05	13	00.28.20	13	00.29.15	13	00.31.00	13	00.33.44	13	00.33.59														

14	Sibiryakova Yana	Kazakhstan	00.35.14

55	17	02:11	31	15	01:05	60	14	01:04	33	16	01:01	44	12	01:03	37	16	02:07	40	17	07:52	48	13	01:14	36	10	01:15	41	16	01:50
17	00.02.11	16	00.03.16	15	00.04.20	15	00.05.21	14	00.06.24	13	00.08.31	16	00.16.23	16	00.17.37	16	00.18.52	16	00.20.42										
54	10	01:34	35	15	06:40	39	1	01:04	59	15	02:16	38	13	01:27	57	11	00:45	100	12	00:37	CL	12	00:09						
14	00.22.16	14	00.28.56	14	00.30.00	14	00.32.16	14	00.33.43	14	00.34.28	14	00.35.05	14	00.35.14														

15	Demirci Kadriye	Turkey	00.38.15

55	14	01:49	31	18	07:43	60	18	06:01	33	15	00:59	44	15	01:15	37	13	01:52	40	13	01:40	48	17	01:55	36	13	01:34	41	14	01:33
14	00.01.49	18	00.09.32	18	00.15.33	18	00.16.32	18	00.17.47	17	00.19.39	17	00.21.19	17	00.23.14	17	00.24.48	17	00.26.21										
54	13	02:19	35	14	03:21	39	13	01:39	59	12	01:26	38	14	01:34	57	10	00:43	100	13	00:43	CL	12	00:09						
17	00.28.40	15	00.32.01	16	00.33.40	15	00.35.06	15	00.36.40	15	00.37.23	15	00.38.06	15	00.38.15														

-	Karahan Huriye	Turkey	OverTime

55	12	01:39	31	12	00:53	60	14	01:04	33	18	01:27	44	13	01:07	37	12	01:49	40	15	03:29	48	12	01:11	36	16	04:01	41	8	00:59
12	00.01.39	13	00.02.32	13	00.03.36	14	00.05.03	13	00.06.10	12	00.07.59	14	00.11.28	14	00.12.39	14	00.16.40	13	00.17.39										
54	17	07:45	35	16	06:48	39	8	01:20	59	16	03:05	38	15	02:13	57	17	05:23	100	17	02:55	OT	7	00:08						
16	00.25.24	16	00.32.12	15	00.33.32	16	00.36.37	16	00.38.50	16	00.44.13	16	00.47.08	16	00.47.16														

-	Terekhova Tatyana	Kazakhstan	OverTime

55	18	02:16	31	14	00:56	60	17	02:01	33	13	00:54	44	14	01:13	37	17	02:19	40	16	03:34	48	15	01:39	36	9	01:12	41	15	01:38
18	00.02.16	15	00.03.12	17	00.05.13	17	00.06.07	17	00.07.20	16	00.09.39	15	00.13.13	15	00.14.52	13	00.16.04	14	00.17.42										
54	16	05:37	35	17	13:40	39	5	01:17	59	17	16:55	38	17	17:04	57	13	00:47	100	15	02:05	OT	16	00:11						
15	00.23.19	17	00.36.59	17	00.38.16	17	00.55.11	17	01.12.15	17	01.13.02	17	01.15.07	17	01.15.18														

Split times

…Class: Women

Pos.	Name	Team	Time
-	Lukosiene Sandra	Lithuania	Missing Punch

55	10	01:30	31	4	00:40	60	6	00:42	33	9	00:40	44	9	00:56	40	-	02:11	48	-	01:07	36	-	00:56	41	-	00:59	54	-	01:23
10	00.01.30		9	00.02.10		8	00.02.52		8	00.03.32		10	00.04.28		-	00.06.39		-	00.07.46		-	00.08.42		-	00.09.41		-	00.11.04						
35	-	01:41	39	-	01:22	59	-	00:51	38	-	00:36	57	-	00:52	100	-	00:28	MP	-	00:08													
-	00.12.45		-	00.14.07		-	00.14.58		-	00.15.34		-	00.16.26		-	00.16.54		18	00.17.02														

SUN 23 JUL 2017
Start time: 09:00

Relay Start List

As of SAT 22 JUL 2017 at 17:17

Name	NOC	Bib	Card No	Date of Birth	Start time
DEMIRCI KADRIYE	TUR - Turkey	04-1	8628419	10 SEP 1990	0:00
AYDOGDU YUSUFEMRE	TUR - Turkey	04-2	8628376	03 AUG 1998	--:--
KAYAN HAKAN	TUR - Turkey	04-3	8628305	06 JAN 1978	--:--
AKTAS SEVDA	TUR - Turkey	04-4	8628314	21 JUN 1998	--:--
MELNYK IANA	UKR - Ukraine	05-1	8649648	15 JUN 1984	0:00
SANKIN OLEKSANDR	UKR - Ukraine	05-2	8629570	11 JUL 1977	--:--
PLAKHOTNIK DMYTRO	UKR - Ukraine	05-3	8628534	15 DEC 1987	--:--
FEDOSIEIEVA HANNA	UKR - Ukraine	05-4	8649816	19 MAY 1993	--:--
MAKAROVA MARIIA	RUS - Russian Federation	03-1	8627070	05 NOV 1991	0:00
SMIRNOV NIKITA NIKOLAEVICH	RUS - Russian Federation	03-2	8649900	13 JAN 1989	--:--
DINGES VIKTOR EVGENYEVICH	RUS - Russian Federation	03-3	8649946	05 MAY 1985	--:--
NAIDIONOVA ANTONINA GRIGORYEVNA	RUS - Russian Federation	03-4	8625668	29 MAR 1990	--:--
SIBIRYAKOVA YANA	KAZ - Kazakhstan	01-1	8621115	15 SEP 1987	0:00
GALYMOV ALMAS	KAZ - Kazakhstan	01-2	8623905	14 AUG 1996	--:--
ALTYNKHAN AIDAR	KAZ - Kazakhstan	01-3	8621996	12 OCT 1995	--:--
AYAPBERGENOVA AIGERIM	KAZ - Kazakhstan	01-4	8622092	17 DEC 1991	--:--
ATGALAINE ADRIJA	LTU - Lithuania	02-1	8624243	16 JUL 1986	0:00
VOLUNGEVICIUS MANTAS	LTU - Lithuania	02-2	8625358	19 FEB 1984	--:--
KUZMINSKIS TOMAS	LTU - Lithuania	02-3	8624264	24 MAY 1978	--:--
DIRZIUTE GEDVILE	LTU - Lithuania	02-4	8629580	02 NOV 1995	--:--



SUN 23 JUL 2017
Start time: 09:00

Result Relay

As of SUN 23 JUL 2017 at 12:28

Rank	Name	NOC	Bib	Prog.	Time
1	MELNYK IANA	UKR - Ukraine	51	14:59 (1)	14:59 (1)
	SANKIN OLEKSANDR	UKR - Ukraine	52	31:14 (1)	16:15 (1)
	PLAKHOTNIK DMYTRO	UKR - Ukraine	53	47:16 (1)	16:02 (2)
	FEDOSIEIEVA HANNA	UKR - Ukraine	54	1:02:21 (1)	15:05 (2)
					1:02:21
2	MAKAROVA MARIIA	RUS - Russian Federation	31	17:44 (3)	17:44 (3)
	SMIRNOV NIKITA NIKOLAEVICH	RUS - Russian Federation	32	34:08 (3)	16:24 (2)
	DINGES VIKTOR EVGENYEVICH	RUS - Russian Federation	33	48:37 (2)	14:29 (1)
	NAIDIONOVA ANTONINA GRIGORYEVNA	RUS - Russian Federation	34	1:02:52 (2)	14:15 (1)
					1:02:52
3	ATGALAINE ADRIJA	LTU - Lithuania	21	16:07 (2)	16:07 (2)
	VOLUNGEVICIUS MANTAS	LTU - Lithuania	22	32:58 (2)	16:51 (3)
	KUZMINSKIS TOMAS	LTU - Lithuania	23	49:44 (3)	16:46 (3)
	DIRZIUTE GEDVILE	LTU - Lithuania	24	1:06:21 (3)	16:37 (3)
					1:06:21
4	DEMIRCI KADRIYE	TUR - Turkey	41	24:03 (4)	24:03 (4)
	AYDOGDU YUSUFEMRE	TUR - Turkey	42	44:10 (4)	20:07 (4)
	KAYAN HAKAN	TUR - Turkey	43	1:05:51 (4)	21:41 (4)
	AKTAS SEVDA	TUR - Turkey	44	1:36:05 (4)	30:14 (4)
					1:36:05
-	SIBIRYAKOVA YANA	KAZ - Kazakhstan	11	--	30:02 (5)
	GALYMOV ALMAS	KAZ - Kazakhstan	12	--	Did Not Finish
	ALTYNKHAN AIDAR	KAZ - Kazakhstan	13	--	45:52 (5)
	AYAPBERGENOVA AIGERIM	KAZ - Kazakhstan	14	--	Did Not Finish
					Did Not Finish
-	AMOAKWA TITUS NANA YAW	GHA - Ghana	131	--	Did Not Start
	KUMAH BERNARD	GHA - Ghana	132	--	Did Not Start
					Incomplete

GENÇLİK VE SPOR BAKANLIĞI
TÜRKİYE MİLLİ OLİMPİYAT KOMİTESİ
SAMSUN VALİLİĞİ
SAMSUN BÜYÜKŞEHİR BELEDİYESİ
ONDOKUZ MAYIS ÜNİVERSİTESİ
KRONOS
DEAFLYMPICS

SUN 23 JUL 2017
Start time: 09:00

Split Time

As of SUN 23 JUL 2017 at 12:28

Rank	Name	NOC	Bib	Date of Birth	Time
1	NAIDIONOVA ANTONINA GRIGORYEVNA	RUS - Russian Federation	34	29 MAR 1990	14:15

1	1:28	*2*	0:55	*3*	0:19	*4*	0:24	*5*	1:25	*6*	0:46	*7*	1:42	*8*	0:29	*9*	0:51	*10*	0:58
31	1:28	32	2:23	36	2:42	37	3:06	38	4:31	100	5:17	42	6:59	45	7:28	40	8:19	44	9:17
11	1:24	*12*	1:09	*13*	0:51	*14*	0:50	*15*	0:28	*>>*	0:16								
46	10:41	49	11:50	50	12:41	48	13:31	100	13:59	FIN	14:15								

2	DINGES VIKTOR EVGENYEVICH	RUS - Russian Federation	33	05 MAY 1985	14:29

1	1:20	*2*	0:31	*3*	0:29	*4*	0:42	*5*	0:42	*6*	1:15	*7*	0:45	*8*	1:17	*9*	0:46	*10*	0:35
33	1:20	32	1:51	34	2:20	35	3:02	37	3:44	39	4:59	100	5:44	42	7:01	43	7:47	41	8:22
11	1:10	*12*	0:44	*13*	1:18	*14*	0:46	*15*	0:43	*16*	0:54	*17*	0:20	*>>*	0:12				
40	9:32	44	10:16	47	11:34	49	12:20	50	13:03	51	13:57	100	14:17	FIN	14:29				

3	MELNYK IANA	UKR - Ukraine	51	15 JUN 1984	14:59

1	1:35	*2*	0:39	*3*	0:20	*4*	0:29	*5*	1:36	*6*	1:01	*7*	1:36	*8*	0:50	*9*	0:49	*10*	1:09
33	1:35	32	2:14	36	2:34	37	3:03	39	4:39	100	5:40	42	7:16	45	8:06	40	8:55	44	10:04
11	1:29	*12*	0:55	*13*	0:50	*14*	1:02	*15*	0:23	*>>*	0:16								
47	11:33	49	12:28	50	13:18	51	14:20	100	14:43	FIN	14:59								

4	FEDOSIEIEVA HANNA	UKR - Ukraine	54	19 MAY 1993	15:05

1	1:29	*2*	1:00	*3*	0:19	*4*	0:30	*5*	1:37	*6*	0:58	*7*	1:39	*8*	0:50	*9*	0:51	*10*	1:03
31	1:29	32	2:29	36	2:48	37	3:18	39	4:55	100	5:53	42	7:32	45	8:22	40	9:13	44	10:16
11	1:30	*12*	0:56	*13*	0:51	*14*	0:48	*15*	0:28	*>>*	0:16								
47	11:46	49	12:42	50	13:33	48	14:21	100	14:49	FIN	15:05								

5	PLAKHOTNIK DMYTRO	UKR - Ukraine	53	15 DEC 1987	16:02

1	1:31	*2*	0:52	*3*	0:30	*4*	0:53	*5*	0:45	*6*	1:19	*7*	0:41	*8*	1:28	*9*	0:48	*10*	0:34
31	1:31	32	2:23	34	2:53	35	3:46	37	4:31	38	5:50	100	6:31	42	7:59	43	8:47	41	9:21
11	1:34	*12*	0:48	*13*	1:16	*14*	0:54	*15*	0:57	*16*	0:37	*17*	0:24	*>>*	0:11				
40	10:55	44	11:43	46	12:59	49	13:53	50	14:50	48	15:27	100	15:51	FIN	16:02				

6	ATGALAINE ADRIJA	LTU - Lithuania	21	16 JUL 1986	16:07

1	1:20	*2*	0:58	*3*	0:19	*4*	0:30	*5*	1:49	*6*	0:57	*7*	1:45	*8*	0:53	*9*	0:55	*10*	1:03
31	1:20	32	2:18	36	2:37	37	3:07	39	4:56	100	5:53	42	7:38	45	8:31	40	9:26	44	10:29
11	1:39	*12*	1:09	*13*	1:07	*14*	0:57	*15*	0:30	*>>*	0:16								
46	12:08	49	13:17	50	14:24	48	15:21	100	15:51	FIN	16:07								

7	SANKIN OLEKSANDR	UKR - Ukraine	52	11 JUL 1977	16:15

1	1:37	*2*	0:34	*3*	0:36	*4*	0:46	*5*	0:45	*6*	1:19	*7*	0:43	*8*	1:24	*9*	0:55	*10*	0:37
33	1:37	32	2:11	34	2:47	35	3:33	37	4:18	38	5:37	100	6:20	42	7:44	43	8:39	41	9:16
11	1:18	*12*	0:56	*13*	1:17	*14*	0:59	*15*	0:57	*16*	0:59	*17*	0:21	*>>*	0:12				
40	10:34	44	11:30	46	12:47	49	13:46	50	14:43	51	15:42	100	16:03	FIN	16:15				

8	SMIRNOV NIKITA NIKOLAEVICH	RUS - Russian Federation	32	13 JAN 1989	16:24

1	1:39	*2*	0:49	*3*	0:32	*4*	0:49	*5*	0:45	*6*	1:23	*7*	0:50	*8*	1:24	*9*	0:50	*10*	0:44
31	1:39	32	2:28	34	3:00	35	3:49	37	4:34	39	5:57	100	6:47	42	8:11	43	9:01	41	9:45
11	1:29	*12*	0:46	*13*	1:19	*14*	0:51	*15*	0:46	*16*	0:54	*17*	0:21	*>>*	0:13				
40	11:14	44	12:00	47	13:19	49	14:10	50	14:56	51	15:50	100	16:11	FIN	16:24				

SUN 23 JUL 2017
Start time: 09:00

Split Time

As of SUN 23 JUL 2017 at 12:28

Rank	Name	NOC	Bib	Date of Birth	Time
9	DIRZIUTE GEDVILE	LTU - Lithuania	24	02 NOV 1995	16:37
	1 1:46 2 0:39 3 0:21 4 1:17 5 1:33 6 0:47 7 1:50 8 0:37 9 0:53 10 0:55				
	33 1:46 32 2:25 36 2:46 37 4:03 38 5:36 100 6:23 42 8:13 45 8:50 40 9:43 44 10:38				
	11 1:53 12 1:01 13 0:54 14 1:21 15 0:25 >> 0:25				
	47 12:31 49 13:32 50 14:26 51 15:47 100 16:12 FIN 16:37				
10	KUZMINSKIS TOMAS	LTU - Lithuania	23	24 MAY 1978	16:46
	1 1:23 2 0:55 3 0:34 4 0:49 5 0:50 6 1:27 7 0:49 8 1:24 9 0:50 10 0:36				
	31 1:23 32 2:18 34 2:52 35 3:41 37 4:31 39 5:58 100 6:47 42 8:11 43 9:01 41 9:37				
	11 1:17 12 0:54 13 1:29 14 0:52 15 1:02 16 0:58 17 0:21 >> 0:16				
	40 10:54 44 11:48 47 13:17 49 14:09 50 15:11 51 16:09 100 16:30 FIN 16:46				
11	VOLUNGEVICIUS MANTAS	LTU - Lithuania	22	19 FEB 1984	16:51
	1 1:55 2 0:37 3 0:35 4 0:51 5 0:52 6 1:21 7 0:47 8 1:28 9 0:59 10 0:42				
	33 1:55 32 2:32 34 3:07 35 3:58 37 4:50 38 6:11 100 6:58 42 8:26 43 9:25 41 10:07				
	11 1:22 12 0:53 13 1:18 14 1:03 15 0:48 16 0:41 17 0:26 >> 0:13				
	40 11:29 44 12:22 46 13:40 49 14:43 50 15:31 48 16:12 100 16:38 FIN 16:51				
12	MAKAROVA MARIIA	RUS - Russian Federation	31	05 NOV 1991	17:44
	1 1:37 2 0:41 3 0:19 4 0:28 5 3:19 6 0:49 7 1:48 8 1:08 9 0:55 10 0:59				
	33 1:37 32 2:18 36 2:37 37 3:05 38 6:24 100 7:13 42 9:01 45 10:09 40 11:04 44 12:03				
	11 1:40 12 1:15 13 1:08 14 0:53 15 0:30 >> 0:15				
	46 13:43 49 14:58 50 16:06 48 16:59 100 17:29 FIN 17:44				
13	AYDOGDU YUSUFEMRE	TUR - Turkey	42	03 AUG 1998	20:07
	1 1:41 2 0:36 3 0:37 4 1:00 5 1:00 6 1:55 7 0:59 8 1:45 9 1:01 10 0:42				
	33 1:41 32 2:17 34 2:54 35 3:54 37 4:54 39 6:49 100 7:48 42 9:33 43 10:34 41 11:16				
	11 1:58 12 0:57 13 2:08 14 0:58 15 1:12 16 0:57 17 0:28 >> 0:13				
	40 13:14 44 14:11 47 16:19 49 17:17 50 18:29 48 19:26 100 19:54 FIN 20:07				
14	KAYAN HAKAN	TUR - Turkey	43	06 JAN 1978	21:41
	1 1:43 2 0:43 3 0:40 4 0:54 5 1:20 6 1:24 7 1:04 8 2:48 9 1:03 10 0:43				
	33 1:43 32 2:26 34 3:06 35 4:00 37 5:20 38 6:44 100 7:48 42 10:36 43 11:39 41 12:22				
	11 1:51 12 1:05 13 1:41 14 1:16 15 1:15 16 1:33 17 0:24 >> 0:14				
	40 14:13 44 15:18 46 16:59 49 18:15 50 19:30 51 21:03 100 21:27 FIN 21:41				
15	DEMIRCI KADRIYE	TUR - Turkey	41	10 SEP 1990	24:03
	1 2:58 2 1:29 3 0:26 4 0:43 5 2:18 6 1:28 7 2:48 8 0:58 9 1:14 10 1:31				
	31 2:58 32 4:27 36 4:53 37 5:36 39 7:54 100 9:22 42 12:10 45 13:08 40 14:22 44 15:53				
	11 2:38 12 1:21 13 1:40 14 1:40 15 0:34 >> 0:17				
	47 18:31 49 19:52 50 21:32 48 23:12 100 23:46 FIN 24:03				
16	SIBIRYAKOVA YANA	KAZ - Kazakhstan	11	15 SEP 1987	30:02
	1 4:43 2 2:16 3 0:25 4 0:38 5 2:51 6 4:00 7 2:44 8 1:13 9 1:22 10 1:23				
	33 4:43 32 6:59 36 7:24 37 8:02 38 10:53 100 14:53 42 17:37 45 18:50 40 20:12 44 21:35				
	11 3:48 12 1:12 13 1:11 14 1:30 15 0:32 >> 0:14				
	47 25:23 49 26:35 50 27:46 51 29:16 100 29:48 FIN 30:02				

SUN 23 JUL 2017
Start time: 09:00

Split Time

As of SUN 23 JUL 2017 at 12:28

Rank	Name	NOC	Bib	Date of Birth	Time
17	AKTAS SEVDA	TUR - Turkey	44	21 JUN 1998	30:14
	1 2:16 *2* 1:48 *3* 0:42 *4* 0:51 *5* 7:29 *6* 1:50 *7* 2:47 *8* 0:53 *9* 1:23 *10* 1:27				
	31 2:16 32 4:04 36 4:46 37 5:37 38 13:06 100 14:56 42 17:43 45 18:36 40 19:59 44 21:26				
	11 2:56 *12* 1:53 *13* 1:25 *14* 1:42 *15* 0:31 >> 0:21				
	46 24:22 49 26:15 50 27:40 51 29:22 100 29:53 FIN 30:14				
18	ALTYNKHAN AIDAR	KAZ - Kazakhstan	13	12 OCT 1995	45:52
	1 1:51:24 *2* 1:02 *3* 0:46 *4* 1:06 *5* 1:23 *6* 2:21 *7* -:-- *8* 2:37 *9* 1:08 *10* 0:59				
	33 1:51:24 32 1:52:26 34 1:53:12 35 1:54:18 37 1:55:41 38 1:58:02 100 2:03 42 4:40 43 5:48 41 6:47				
	11 28:05 *12* 1:20 *13* 2:54 *14* 1:56 *15* 1:47 *16* 1:03 *17* 1:05 >> 0:55				
	40 34:52 44 36:12 46 39:06 49 41:02 50 42:49 48 43:52 100 44:57 FIN 45:52				
-	AYAPBERGENOVA AIGERIM	KAZ - Kazakhstan	14	17 DEC 1991	Did Not Finish
	>> -:--				
	FIN -:--				
-	GALYMOV ALMAS	KAZ - Kazakhstan	12	14 AUG 1996	Did Not Finish
	1 2:00 *2* 0:56 *3* 0:39 *4* 0:53 *5* 0:55 *6* 1:46 *7* 2:14 *8* 13:51 *9* 14:54 *10* 17:07				
	31 2:00 32 2:56 34 3:35 35 4:28 37 5:23 100 7:09 42 9:23 41 23:14 40 38:08 100 55:15				
	>> 1:02				
	FIN 56:17				

LEGEND

Sequence Prog.-> X xx:xx (xx) <- Split time and partial position
Point Code-> XX xx:xx (xx) <- Progressive time and temporary position
xx:xx <- Estimated time error

TUE 25 JUL 2017
Start time: 10:00

Start List

As of MON 24 JUL 2017 at 17:07

Name	NOC	Bib	Card No	Date of Birth	Start time
AYAPBERGENOVA AIGERIM	KAZ - Kazakhstan	13	8622092	17 DEC 1991	0:02
KARAHAN HURIYE	TUR - Turkey	41	8628304	24 JUL 1998	0:04
TEREKHOVA TATYANA	KAZ - Kazakhstan	17	8621371	16 NOV 2000	0:06
AKTAS SEVDA	TUR - Turkey	37	8628314	21 JUN 1998	0:08
SIBIRYAKOVA YANA	KAZ - Kazakhstan	16	8621115	15 SEP 1987	0:10
DEMIRCI KADRIYE	TUR - Turkey	39	8628419	10 SEP 1990	0:12
ROSINK MARINA ALEXEEVNA	RUS - Russian Federation	32	8626517	12 MAY 1983	0:14
VOLUNGEVICIENE JUDITA	LTU - Lithuania	22	8624083	17 JUL 1985	0:16
EKLUND PETRA	SWE - Sweden	34	8627316	21 SEP 1998	0:18
BIDA TETIANA	UKR - Ukraine	45	8649632	21 FEB 1982	0:20
MAKAROVA MARIIA	RUS - Russian Federation	29	8627070	05 NOV 1991	0:22
WU SZU-YING	TPE - Chinese Taipei	36	8627693	06 FEB 1991	0:24
ATGALAINE ADRIJA	LTU - Lithuania	18	8624243	16 JUL 1986	0:26
NAIDIONOVA ANTONINA GRIGORYEVNA	RUS - Russian Federation	30	8625668	29 MAR 1990	0:28
FEDOSIEIEVA HANNA	UKR - Ukraine	46	8649816	19 MAY 1993	0:30
FORMANKOVA ANNA	CZE - Czech Republic	1	8618900	14 SEP 1999	0:32
LUKOSIENE SANDRA	LTU - Lithuania	21	8623913	17 DEC 1986	0:34
MELNYK IANA	UKR - Ukraine	48	8649648	15 JUN 1984	0:36

TUE 25 JUL 2017
Start time: 10:00

Start List

As of MON 24 JUL 2017 at 17:07

Name	NOC	Bib	Card No	Date of Birth	Start time
KUMAH BERNARD	GHA - Ghana	5	8620008	28 JUN 1987	0:01
GALYMOV ALMAS	KAZ - Kazakhstan	14	8623905	14 AUG 1996	0:03
AYDOGDU YUSUFEMRE	TUR - Turkey	38	8628376	03 AUG 1998	0:05
MUSSABEKOV YERBOL	KAZ - Kazakhstan	15	8621108	08 JUL 1996	0:07
JABR DANIELE	ITA - Italy	10	8620742	18 APR 1977	0:09
ALTYNKHAN AIDAR	KAZ - Kazakhstan	12	8621996	12 OCT 1995	0:11
EREN EMRAH	TUR - Turkey	40	8627697	15 MAY 1991	0:13
INIYATULLIN RAVIL MUSLIMOVICH	RUS - Russian Federation	27	8626882	05 MAY 1999	0:15
PLAKHOTNIK DMYTRO	UKR - Ukraine	50	8628534	15 DEC 1987	0:17
BOJTOR SZABOLCS	HUN - Hungary	6	8620512	25 JAN 1990	0:19
KAYAN HAKAN	TUR - Turkey	42	8628305	06 JAN 1978	0:21
VARE VAIKO	EST - Estonia	3	8619576	31 DEC 1993	0:23
VOLUNGEVICIUS MANTAS	LTU - Lithuania	23	8625358	19 FEB 1984	0:25
BOROS IMRE	HUN - Hungary	7	8620319	04 AUG 1977	0:27
SANKIN OLEKSANDR	UKR - Ukraine	51	8629570	11 JUL 1977	0:29
LEROSE LUIGI	ITA - Italy	11	8620699	11 JUL 1977	0:31
GRININ VLADIMIR NIKOLAEVICH	RUS - Russian Federation	26	8626706	09 FEB 1991	0:33
THESBJERG ALLAN	DEN - Denmark	2	8619066	05 OCT 1971	0:35
MELIN JESPER	SWE - Sweden	35	8627127	06 FEB 1996	0:37
FERRARA CLAUDIO	ITA - Italy	9	8620782	18 JUN 1980	0:39
KUZMINSKIS TOMAS	LTU - Lithuania	20	8624264	24 MAY 1978	0:41
NOVIKOV PAVEL VALERYEVICH	RUS - Russian Federation	31	8626448	04 NOV 1992	0:43
MIHÁLYI FERENC	HUN - Hungary	8	8620185	30 OCT 1984	0:45
NIKOLAYENKO RUSLAN	UKR - Ukraine	49	8628508	27 DEC 1988	0:47
AMOAKWA TITUS NANA YAW	GHA - Ghana	4	8620033	19 DEC 1987	0:49

TUE 25 JUL 2017
Start time: 10:00

Result

As of TUE 25 JUL 2017 at 12:15

Rank	Name	NOC	Bib	Date of Birth	Time
1	FEDOSIEIEVA HANNA	UKR - Ukraine	46	19 MAY 1993	44:04
2	NAIDIONOVA ANTONINA GRIGORYEVNA	RUS - Russian Federation	30	29 MAR 1990	45:31
3	ROSINK MARINA ALEXEEVNA	RUS - Russian Federation	32	12 MAY 1983	47:04
4	MAKAROVA MARIIA	RUS - Russian Federation	29	05 NOV 1991	47:51
5	ATGALAINE ADRIJA	LTU - Lithuania	18	16 JUL 1986	48:11
6	BIDA TETIANA	UKR - Ukraine	45	21 FEB 1982	54:02
7	MELNYK IANA	UKR - Ukraine	48	15 JUN 1984	55:31
8	WU SZU-YING	TPE - Chinese Taipei	36	06 FEB 1991	1:00:56
9	LUKOSIENE SANDRA	LTU - Lithuania	21	17 DEC 1986	1:07:46
10	FORMANKOVA ANNA	CZE - Czech Republic	1	14 SEP 1999	1:18:16
-	AYAPBERGENOVA AIGERIM	KAZ - Kazakhstan	13	17 DEC 1991	Over Time
-	KARAHAN HURIYE	TUR - Turkey	41	24 JUL 1998	Over Time
-	AKTAS SEVDA	TUR - Turkey	37	21 JUN 1998	Over Time
-	TEREKHOVA TATYANA	KAZ - Kazakhstan	17	16 NOV 2000	Over Time
-	DEMIRCI KADRIYE	TUR - Turkey	39	10 SEP 1990	Over Time
-	VOLUNGEVICIENE JUDITA	LTU - Lithuania	22	17 JUL 1985	Missing Punch
-	SIBIRYAKOVA YANA	KAZ - Kazakhstan	16	15 SEP 1987	Missing Punch
-	EKLUND PETRA	SWE - Sweden	34	21 SEP 1998	Did Not Finish

TUE 25 JUL 2017
Start time: 10:00

Result

As of TUE 25 JUL 2017 at 12:14

Rank	Name	NOC	Bib	Date of Birth	Time
1	NOVIKOV PAVEL VALERYEVICH	RUS - Russian Federation	31	04 NOV 1992	45:16
2	GRININ VLADIMIR NIKOLAEVICH	RUS - Russian Federation	26	09 FEB 1991	48:28
3	SANKIN OLEKSANDR	UKR - Ukraine	51	11 JUL 1977	48:33
4	INIYATULLIN RAVIL MUSLIMOVICH	RUS - Russian Federation	27	05 MAY 1999	51:08
5	PLAKHOTNIK DMYTRO	UKR - Ukraine	50	15 DEC 1987	51:10
6	KUZMINSKIS TOMAS	LTU - Lithuania	20	24 MAY 1978	51:22
7	VOLUNGEVICIUS MANTAS	LTU - Lithuania	23	19 FEB 1984	55:47
8	MIHÁLYI FERENC	HUN - Hungary	8	30 OCT 1984	56:59
9	BOROS IMRE	HUN - Hungary	7	04 AUG 1977	58:34
10	NIKOLAYENKO RUSLAN	UKR - Ukraine	49	27 DEC 1988	1:06:00
11	KAYAN HAKAN	TUR - Turkey	42	06 JAN 1978	1:11:43
12	AYDOGDU YUSUFEMRE	TUR - Turkey	38	03 AUG 1998	1:13:59
13	THESBJERG ALLAN	DEN - Denmark	2	05 OCT 1971	1:17:12
14	MELIN JESPER	SWE - Sweden	35	06 FEB 1996	1:28:18
-	VARE VAIKO	EST - Estonia	3	31 DEC 1993	Over Time
-	EREN EMRAH	TUR - Turkey	40	15 MAY 1991	Over Time
-	JABR DANIELE	ITA - Italy	10	18 APR 1977	Over Time
-	MUSSABEKOV YERBOL	KAZ - Kazakhstan	15	08 JUL 1996	Over Time
-	GALYMOV ALMAS	KAZ - Kazakhstan	14	14 AUG 1996	Over Time
-	BOJTOR SZABOLCS	HUN - Hungary	6	25 JAN 1990	Missing Punch
-	ALTYNKHAN AIDAR	KAZ - Kazakhstan	12	12 OCT 1995	Did Not Finish
-	FERRARA CLAUDIO	ITA - Italy	9	18 JUN 1980	Did Not Finish
-	LEROSE LUIGI	ITA - Italy	11	11 JUL 1977	Did Not Start
-	AMOAKWA TITUS NANA YAW	GHA - Ghana	4	19 DEC 1987	Did Not Start
-	KUMAH BERNARD	GHA - Ghana	5	28 JUN 1987	Did Not Start

TUE 25 JUL 2017
Start time: 10:00

Split Time

As of TUE 25 JUL 2017 at 15:33

Rank	Name	NOC	Bib	Date of Birth	Time
1	FEDOSIEIEVA HANNA	UKR - Ukraine	46	19 MAY 1993	44:04

1	4:32 (2)	*2*	1:46 (7)	*3*	2:42 (2)	*4*	4:10 (5)	*5*	2:17 (8)	*6*	3:59 (2)	*7*	4:45 (2)	*8*	1:28 (3)	*9*	4:01 (5)	*10*	1:28 (1)
36	4:32 (2)	**35**	6:18 (2)	**47**	9:00 (2)	**48**	13:10 (2)	**52**	15:27 (3)	**44**	19:26 (3)	**41**	24:11 (2)	**40**	25:39 (2)	**51**	29:40 (1)	**38**	31:08 (1)
							1:13		*0:22*		*0:16*								
11	2:36 (2)	*12*	1:58 (5)	*13*	1:32 (3)	*14*	3:30 (7)	*15*	2:46 (8)	*>>*	0:34								
31	33:44 (1)	**50**	35:42 (1)	**49**	37:14 (1)	**37**	40:44 (1)	**100**	43:30 (1)	**FIN**	44:04								
							1:38		*0:49*										

2	NAIDIONOVA ANTONINA GRIGORYEVNA	RUS - Russian Federation	30	29 MAR 1990	45:31

1	7:19 (10)	*2*	1:40 (5)	*3*	3:08 (5)	*4*	3:04 (2)	*5*	2:14 (7)	*6*	4:03 (3)	*7*	4:54 (4)	*8*	1:25 (1)	*9*	3:43 (4)	*10*	1:56 (3)
36	7:19 (10)	**35**	8:59 (9)	**47**	12:07 (8)	**48**	15:11 (5)	**52**	17:25 (5)	**44**	21:28 (4)	**41**	26:22 (4)	**40**	27:47 (4)	**51**	31:30 (3)	**38**	33:26 (3)
	2:26										*0:10*								
11	2:27 (1)	*12*	1:48 (2)	*13*	1:33 (4)	*14*	3:31 (9)	*15*	2:08 (5)	*>>*	0:38								
31	35:53 (3)	**50**	37:41 (2)	**49**	39:14 (2)	**37**	42:45 (2)	**100**	44:53 (2)	**FIN**	45:31								
							1:29												

3	ROSINK MARINA ALEXEEVNA	RUS - Russian Federation	32	12 MAY 1983	47:04

1	5:59 (6)	*2*	2:31 (12)	*3*	3:15 (7)	*4*	3:08 (3)	*5*	2:13 (6)	*6*	4:42 (8)	*7*	5:40 (9)	*8*	1:43 (7)	*9*	3:41 (2)	*10*	1:59 (4)
36	5:59 (6)	**35**	8:30 (8)	**47**	11:45 (6)	**48**	14:53 (4)	**52**	17:06 (4)	**44**	21:48 (5)	**41**	27:28 (5)	**40**	29:11 (5)	**51**	32:52 (5)	**38**	34:51 (5)
	0:59		*0:28*								*0:42*		*0:53*						
11	3:29 (7)	*12*	2:09 (6)	*13*	2:22 (8)	*14*	1:42 (2)	*15*	1:58 (2)	*>>*	0:33								
31	38:20 (5)	**50**	40:29 (4)	**49**	42:51 (4)	**37**	44:33 (3)	**100**	46:31 (3)	**FIN**	47:04								
	0:27				*0:30*														

4	MAKAROVA MARIIA	RUS - Russian Federation	29	05 NOV 1991	47:51

1	4:55 (3)	*2*	1:37 (4)	*3*	2:44 (3)	*4*	3:57 (4)	*5*	1:55 (3)	*6*	4:09 (4)	*7*	5:28 (8)	*8*	1:28 (3)	*9*	3:35 (1)	*10*	2:33 (9)
36	4:55 (3)	**35**	6:32 (3)	**47**	9:16 (3)	**48**	13:13 (3)	**52**	15:08 (2)	**44**	19:17 (2)	**41**	24:45 (3)	**40**	26:13 (3)	**51**	29:48 (2)	**38**	32:21 (2)
							0:48				*0:14*		*0:46*						*0:35*
11	3:07 (4)	*12*	6:00 (10)	*13*	1:55 (7)	*14*	1:46 (3)	*15*	2:07 (3)	*>>*	0:35								
31	35:28 (2)	**50**	41:28 (5)	**49**	43:23 (5)	**37**	45:09 (5)	**100**	47:16 (4)	**FIN**	47:51								
	0:10		*3:47*																

5	ATGALAINE ADRIJA	LTU - Lithuania	18	16 JUL 1986	48:11

1	5:11 (4)	*2*	1:35 (3)	*3*	2:40 (1)	*4*	2:39 (1)	*5*	2:09 (5)	*6*	4:49 (9)	*7*	4:57 (5)	*8*	1:33 (6)	*9*	7:16 (11)	*10*	1:51 (2)
36	5:11 (4)	**35**	6:46 (4)	**47**	9:26 (4)	**48**	12:05 (1)	**52**	14:14 (1)	**44**	19:03 (1)	**41**	24:00 (1)	**40**	25:33 (1)	**51**	32:49 (4)	**38**	34:40 (4)
											0:52						*3:09*		
11	3:12 (5)	*12*	1:54 (4)	*13*	1:31 (2)	*14*	3:30 (7)	*15*	2:47 (9)	*>>*	0:37								
31	37:52 (4)	**50**	39:46 (3)	**49**	41:17 (3)	**37**	44:47 (4)	**100**	47:34 (5)	**FIN**	48:11								
	0:13						*1:24*		*0:36*										

6	BIDA TETIANA	UKR - Ukraine	45	21 FEB 1982	54:02

1	6:34 (8)	*2*	1:46 (7)	*3*	4:41 (12)	*4*	6:50 (9)	*5*	1:41 (2)	*6*	4:14 (7)	*7*	5:48 (10)	*8*	1:30 (5)	*9*	5:07 (7)	*10*	2:25 (7)
36	6:34 (8)	**35**	8:20 (7)	**47**	13:01 (10)	**48**	19:51 (9)	**52**	21:32 (6)	**44**	25:46 (6)	**41**	31:34 (6)	**40**	33:04 (6)	**51**	38:11 (6)	**38**	40:36 (6)
	1:12				*1:04*		*3:14*						*0:39*				*0:35*		
11	3:15 (6)	*12*	1:43 (1)	*13*	1:35 (5)	*14*	3:40 (10)	*15*	2:39 (7)	*>>*	0:34								
31	43:51 (6)	**50**	45:34 (6)	**49**	47:09 (6)	**37**	50:49 (6)	**100**	53:28 (6)	**FIN**	54:02								
							1:09												

7	MELNYK IANA	UKR - Ukraine	48	15 JUN 1984	55:31

1	4:25 (1)	*2*	1:28 (1)	*3*	2:47 (4)	*4*	18:51 (14)	*5*	1:37 (1)	*6*	3:25 (1)	*7*	4:12 (1)	*8*	2:46 (9)	*9*	3:41 (2)	*10*	2:29 (8)
36	4:25 (1)	**35**	5:53 (1)	**47**	8:40 (1)	**48**	27:31 (12)	**52**	29:08 (11)	**44**	32:33 (10)	**41**	36:45 (8)	**40**	39:31 (8)	**51**	43:12 (7)	**38**	45:41 (7)
							16:12								*1:21*				*1:01*
11	2:57 (3)	*12*	1:51 (3)	*13*	1:17 (1)	*14*	1:34 (1)	*15*	1:39 (1)	*>>*	0:32								
31	48:38 (7)	**50**	50:29 (7)	**49**	51:46 (7)	**37**	53:20 (7)	**100**	54:59 (7)	**FIN**	55:31								
	0:30																		

8	WU SZU-YING	TPE - Chinese Taipei	36	06 FEB 1991	1:00:56

1	7:19 (10)	*2*	1:42 (6)	*3*	3:32 (8)	*4*	6:45 (8)	*5*	6:32 (12)	*6*	5:23 (10)	*7*	5:27 (7)	*8*	2:23 (8)	*9*	6:20 (10)	*10*	2:10 (5)
36	7:19 (10)	**35**	9:01 (10)	**47**	12:33 (9)	**48**	19:18 (7)	**52**	25:50 (8)	**44**	31:13 (7)	**41**	36:40 (7)	**40**	39:03 (7)	**51**	45:23 (9)	**38**	47:33 (8)
	1:49						*3:01*		*3:50*		*0:53*						*1:40*		
11	3:48 (8)	*12*	2:48 (8)	*13*	1:52 (6)	*14*	1:47 (4)	*15*	2:29 (6)	*>>*	0:39								
31	51:21 (8)	**50**	54:09 (8)	**49**	56:01 (8)	**37**	57:48 (8)	**100**	1:00:17 (8)	**FIN**	1:00:56								
	0:16																		

TUE 25 JUL 2017
Start time: 10:00

Split Time

As of TUE 25 JUL 2017 at 15:33

Rank	Name	NOC	Bib	Date of Birth	Time
9	LUKOSIENE SANDRA	LTU - Lithuania	21	17 DEC 1986	1:07:46
10	FORMANKOVA ANNA	CZE - Czech Republic	1	14 SEP 1999	1:18:16
-	AYAPBERGENOVA AIGERIM	KAZ - Kazakhstan	13	17 DEC 1991	Over Time
-	KARAHAN HURIYE	TUR - Turkey	41	24 JUL 1998	Over Time
-	AKTAS SEVDA	TUR - Turkey	37	21 JUN 1998	Over Time
-	TEREKHOVA TATYANA	KAZ - Kazakhstan	17	16 NOV 2000	Over Time
-	DEMIRCI KADRIYE	TUR - Turkey	39	10 SEP 1990	Over Time
-	VOLUNGEVICIENE JUDITA	LTU - Lithuania	22	17 JUL 1985	Missing Punch
-	SIBIRYAKOVA YANA	KAZ - Kazakhstan	16	15 SEP 1987	Missing Punch
-	EKLUND PETRA	SWE - Sweden	34	21 SEP 1998	Did Not Finish

TUE 25 JUL 2017
Start time: 10:00

Split Time

As of TUE 25 JUL 2017 at 15:33

Rank	Name	NOC	Bib	Date of Birth	Time

LEGEND

Sequence Prog.-> X xx:xx (xx) <- Split time and partial position
Point Code-> XX xx:xx (xx) <- Progressive time and temporary position
xx:xx <- Estimated time error

TUE 25 JUL 2017
Start time: 10:00

Split Time

As of TUE 25 JUL 2017 at 15:33

Rank	Name	NOC	Bib	Date of Birth	Time
1	NOVIKOV PAVEL VALERYEVICH	RUS - Russian Federation	31	04 NOV 1992	45:16

1	2:28 (4)	*2*	1:18 (1)	*3*	2:24 (3)	*4*	2:48 (2)	*5*	1:16 (2)	*6*	1:02 (1)	*7*	4:37 (18)	*8*	4:01 (17)	*9*	5:24 (1)	*10*	1:03 (1)
53	2:28 (4)	**42**	3:46 (1)	**52**	6:10 (1)	**43**	8:58 (2)	**47**	10:14 (1)	**35**	11:16 (1)	**38**	15:53 (2)	**51**	19:54 (5)	**41**	25:18 (2)	**40**	26:21 (2)
													2:15		*2:28*				
11	4:08 (1)	*12*	1:49 (2)	*13*	1:07 (1)	*14*	2:15 (2)	*15*	2:18 (2)	*16*	2:08 (2)	*17*	1:41 (3)	*18*	1:31 (4)	*19*	1:29 (5)	>>	0:29
46	30:29 (2)	**45**	32:18 (2)	**39**	33:25 (2)	**44**	35:40 (2)	**31**	37:58 (1)	**33**	40:06 (1)	**49**	41:47 (1)	**37**	43:18 (1)	**100**	44:47 (1)	**FIN**	45:16
											0:14		*0:11*						

Rank	Name	NOC	Bib	Date of Birth	Time
2	GRININ VLADIMIR NIKOLAEVICH	RUS - Russian Federation	26	09 FEB 1991	48:28

1	2:22 (2)	*2*	1:41 (5)	*3*	2:16 (2)	*4*	2:32 (1)	*5*	2:00 (10)	*6*	1:42 (14)	*7*	4:52 (19)	*8*	2:02 (9)	*9*	5:56 (3)	*10*	1:16 (3)
53	2:22 (2)	**42**	4:03 (4)	**52**	6:19 (2)	**43**	8:51 (1)	**47**	10:51 (2)	**35**	12:33 (2)	**38**	17:25 (5)	**51**	19:27 (4)	**41**	25:23 (3)	**40**	26:39 (3)
									0:23		*0:17*		*2:14*		*0:13*				
11	4:21 (3)	*12*	2:50 (11)	*13*	2:29 (13)	*14*	2:03 (1)	*15*	2:14 (1)	*16*	1:47 (1)	*17*	1:23 (1)	*18*	2:01 (14)	*19*	2:13 (15)	>>	0:28
46	31:00 (3)	**45**	33:50 (3)	**39**	36:19 (5)	**44**	38:22 (3)	**31**	40:36 (3)	**33**	42:23 (2)	**49**	43:46 (2)	**37**	45:47 (2)	**100**	48:00 (2)	**FIN**	48:28
			0:39		*0:59*										*0:14*		*0:34*		

Rank	Name	NOC	Bib	Date of Birth	Time
3	SANKIN OLEKSANDR	UKR - Ukraine	51	11 JUL 1977	48:33

1	2:38 (6)	*2*	1:48 (6)	*3*	3:14 (12)	*4*	3:02 (4)	*5*	1:14 (1)	*6*	1:11 (3)	*7*	2:20 (2)	*8*	1:47 (3)	*9*	6:07 (4)	*10*	1:11 (2)
53	2:38 (6)	**42**	4:26 (6)	**52**	7:40 (6)	**43**	10:42 (3)	**47**	11:56 (3)	**35**	13:07 (3)	**38**	15:27 (1)	**51**	17:14 (1)	**41**	23:21 (1)	**40**	24:32 (1)
					0:40														
11	4:22 (4)	*12*	1:48 (1)	*13*	1:36 (5)	*14*	2:56 (3)	*15*	4:05 (15)	*16*	3:06 (12)	*17*	2:47 (16)	*18*	1:32 (7)	*19*	1:19 (2)	>>	0:30
46	28:54 (1)	**45**	30:42 (1)	**39**	32:18 (1)	**44**	35:14 (1)	**31**	39:19 (2)	**33**	42:25 (3)	**49**	45:12 (3)	**37**	46:44 (3)	**100**	48:03 (3)	**FIN**	48:33
							0:32		*1:30*		*0:58*		*1:03*						

Rank	Name	NOC	Bib	Date of Birth	Time
4	INIYATULLIN RAVIL MUSLIMOVICH	RUS - Russian Federation	27	05 MAY 1999	51:08

1	2:21 (1)	*2*	1:35 (4)	*3*	3:06 (10)	*4*	4:33 (8)	*5*	1:41 (8)	*6*	1:17 (5)	*7*	2:35 (6)	*8*	1:26 (1)	*9*	7:42 (12)	*10*	1:22 (6)
53	2:21 (1)	**42**	3:56 (3)	**52**	7:02 (5)	**43**	11:35 (4)	**47**	13:16 (4)	**35**	14:33 (4)	**38**	17:08 (4)	**51**	18:34 (2)	**41**	26:16 (5)	**40**	27:38 (5)
					0:33		*1:41*										*1:58*		
11	4:18 (2)	*12*	1:55 (3)	*13*	1:30 (4)	*14*	4:55 (14)	*15*	2:43 (6)	*16*	2:15 (6)	*17*	2:35 (12)	*18*	1:30 (3)	*19*	1:19 (2)	>>	0:30
46	31:56 (4)	**45**	33:51 (4)	**39**	35:21 (3)	**44**	40:16 (5)	**31**	42:59 (5)	**33**	45:14 (4)	**49**	47:49 (4)	**37**	49:19 (4)	**100**	50:38 (4)	**FIN**	51:08
							2:32						*0:52*						

Rank	Name	NOC	Bib	Date of Birth	Time
5	PLAKHOTNIK DMYTRO	UKR - Ukraine	50	15 DEC 1987	51:10

1	2:35 (5)	*2*	5:19 (21)	*3*	2:13 (1)	*4*	2:49 (3)	*5*	1:21 (3)	*6*	1:29 (8)	*7*	2:15 (1)	*8*	2:04 (10)	*9*	5:50 (2)	*10*	1:17 (4)
53	2:35 (5)	**42**	7:54 (13)	**52**	10:07 (10)	**43**	12:56 (6)	**47**	14:17 (6)	**35**	15:46 (7)	**38**	18:01 (6)	**51**	20:05 (6)	**41**	25:55 (4)	**40**	27:12 (4)
			3:35												*0:12*				
11	5:18 (7)	*12*	2:20 (4)	*13*	1:22 (2)	*14*	3:20 (7)	*15*	2:50 (7)	*16*	3:03 (11)	*17*	2:39 (13)	*18*	1:24 (1)	*19*	1:16 (1)	>>	0:26
46	32:30 (5)	**45**	34:50 (5)	**39**	36:12 (4)	**44**	39:32 (4)	**31**	42:22 (4)	**33**	45:25 (5)	**49**	48:04 (6)	**37**	49:28 (5)	**100**	50:44 (5)	**FIN**	51:10
	0:44						*0:51*		*0:10*		*0:50*		*0:50*						

Rank	Name	NOC	Bib	Date of Birth	Time
6	KUZMINSKIS TOMAS	LTU - Lithuania	20	24 MAY 1978	51:22

1	2:26 (3)	*2*	1:20 (2)	*3*	2:48 (6)	*4*	6:28 (16)	*5*	1:33 (4)	*6*	1:06 (2)	*7*	3:55 (16)	*8*	2:19 (13)	*9*	6:09 (5)	*10*	1:17 (4)
53	2:26 (3)	**42**	3:46 (1)	**52**	6:34 (4)	**43**	13:02 (7)	**47**	14:35 (7)	**35**	15:41 (6)	**38**	19:36 (8)	**51**	21:55 (8)	**41**	28:04 (8)	**40**	29:21 (7)
							3:29						*1:13*		*0:26*				
11	4:54 (5)	*12*	2:30 (8)	*13*	1:54 (9)	*14*	3:00 (4)	*15*	2:22 (3)	*16*	2:10 (5)	*17*	1:50 (6)	*18*	1:29 (2)	*19*	1:21 (4)	>>	0:31
46	34:15 (6)	**45**	36:45 (6)	**39**	38:39 (7)	**44**	41:39 (6)	**31**	44:01 (6)	**33**	46:11 (6)	**49**	48:01 (5)	**37**	49:30 (6)	**100**	50:51 (6)	**FIN**	51:22
			0:15		*0:20*		*0:30*												

Rank	Name	NOC	Bib	Date of Birth	Time
7	VOLUNGEVICIUS MANTAS	LTU - Lithuania	23	19 FEB 1984	55:47

1	2:39 (7)	*2*	2:16 (9)	*3*	3:28 (15)	*4*	5:10 (11)	*5*	1:39 (7)	*6*	1:30 (10)	*7*	2:40 (8)	*8*	1:50 (4)	*9*	6:41 (7)	*10*	1:49 (9)
53	2:39 (7)	**42**	4:55 (7)	**52**	8:23 (7)	**43**	13:33 (8)	**47**	15:12 (8)	**35**	16:42 (8)	**38**	19:22 (7)	**51**	21:12 (7)	**41**	27:53 (7)	**40**	29:42 (8)
			0:13		*0:30*		*1:53*												
11	6:36 (11)	*12*	2:29 (7)	*13*	1:54 (9)	*14*	3:19 (6)	*15*	3:48 (10)	*16*	2:32 (9)	*17*	1:28 (2)	*18*	1:31 (4)	*19*	1:56 (10)	>>	0:32
46	36:18 (8)	**45**	38:47 (8)	**39**	40:41 (8)	**44**	44:00 (7)	**31**	47:48 (7)	**33**	50:20 (7)	**49**	51:48 (7)	**37**	53:19 (7)	**100**	55:15 (7)	**FIN**	55:47
	1:43						*0:31*		*0:49*										

Rank	Name	NOC	Bib	Date of Birth	Time
8	MIHÁLYI FERENC	HUN - Hungary	8	30 OCT 1984	56:59

1	2:39 (7)	*2*	1:24 (3)	*3*	2:27 (5)	*4*	5:16 (13)	*5*	1:35 (5)	*6*	1:16 (4)	*7*	2:21 (3)	*8*	1:46 (2)	*9*	7:38 (10)	*10*	1:30 (7)
53	2:39 (7)	**42**	4:03 (4)	**52**	6:30 (3)	**43**	11:46 (5)	**47**	13:21 (5)	**35**	14:37 (5)	**38**	16:58 (3)	**51**	18:44 (3)	**41**	26:22 (6)	**40**	27:52 (6)
							2:19										*1:49*		
11	6:38 (12)	*12*	2:21 (6)	*13*	1:26 (3)	*14*	7:16 (15)	*15*	2:39 (5)	*16*	2:09 (3)	*17*	2:30 (11)	*18*	1:52 (13)	*19*	1:42 (8)	>>	0:34
46	34:30 (7)	**45**	36:51 (7)	**39**	38:17 (6)	**44**	45:33 (8)	**31**	48:12 (8)	**33**	50:21 (8)	**49**	52:51 (8)	**37**	54:43 (8)	**100**	56:25 (8)	**FIN**	56:59
	2:05						*4:48*						*0:42*						

TUE 25 JUL 2017
Start time: 10:00

Split Time

As of TUE 25 JUL 2017 at 15:33

Rank	Name	NOC	Bib	Date of Birth	Time
9	BOROS IMRE	HUN - Hungary	7	04 AUG 1977	58:34
10	NIKOLAYENKO RUSLAN	UKR - Ukraine	49	27 DEC 1988	1:06:00
11	KAYAN HAKAN	TUR - Turkey	42	06 JAN 1978	1:11:43
12	AYDOGDU YUSUFEMRE	TUR - Turkey	38	03 AUG 1998	1:13:59
13	THESBJERG ALLAN	DEN - Denmark	2	05 OCT 1971	1:17:12
14	MELIN JESPER	SWE - Sweden	35	06 FEB 1996	1:28:18
-	VARE VAIKO	EST - Estonia	3	31 DEC 1993	Over Time
-	EREN EMRAH	TUR - Turkey	40	15 MAY 1991	Over Time

9	*1* 5:54 (17)	*2* 2:18 (10)	*3* 3:01 (8)	*4* 3:42 (6)	*5* 2:02 (12)	*6* 2:23 (20)	*7* 3:24 (14)	*8* 2:09 (11)	*9* 6:51 (8)	*10* 1:41 (8)
	53 5:54 (17)	**42** 8:12 (15)	**52** 11:13 (14)	**43** 14:55 (10)	**47** 16:57 (10)	**35** 19:20 (10)	**38** 22:44 (10)	**51** 24:53 (9)	**41** 31:44 (9)	**40** 33:25 (9)
	2:33					*0:21*				
	11 5:24 (8)	*12* 2:57 (12)	*13* 1:52 (7)	*14* 3:20 (7)	*15* 3:21 (8)	*16* 2:40 (10)	*17* 1:46 (4)	*18* 1:43 (11)	*19* 1:31 (7)	>> 0:35
	46 38:49 (9)	**45** 41:46 (9)	**39** 43:38 (9)	**44** 46:58 (9)	**31** 50:19 (9)	**33** 52:59 (9)	**49** 54:45 (9)	**37** 56:28 (9)	**100** 57:59 (9)	**FIN** 58:34
				0:17						
10	*1* 4:18 (13)	*2* 6:21 (22)	*3* 2:24 (3)	*4* 3:19 (5)	*5* 4:15 (18)	*6* 1:17 (5)	*7* 2:25 (4)	*8* 1:55 (6)	*9* 6:09 (5)	*10* 1:59 (11)
	53 4:18 (13)	**42** 10:39 (17)	**52** 13:03 (15)	**43** 16:22 (12)	**47** 20:37 (13)	**35** 21:54 (13)	**38** 24:19 (13)	**51** 26:14 (12)	**41** 32:23 (10)	**40** 34:22 (10)
	1:12	*4:18*			*2:16*					*0:11*
	11 5:11 (6)	*12* 4:32 (15)	*13* 1:38 (6)	*14* 3:07 (5)	*15* 9:08 (17)	*16* 2:17 (7)	*17* 1:51 (7)	*18* 1:37 (9)	*19* 1:46 (9)	>> 0:31
	46 39:33 (10)	**45** 44:05 (10)	**39** 45:43 (10)	**44** 48:50 (10)	**31** 57:58 (11)	**33** 1:00:15 (10)	**49** 1:02:06 (10)	**37** 1:03:43 (10)	**100** 1:05:29 (10)	**FIN** 1:06:00
		1:59		*0:19*	*6:09*					
11	*1* 3:27 (10)	*2* 2:01 (8)	*3* 5:29 (18)	*4* 6:24 (15)	*5* 1:59 (9)	*6* 1:29 (8)	*7* 2:36 (7)	*8* 1:59 (8)	*9* 10:45 (18)	*10* 2:32 (17)
	53 3:27 (10)	**42** 5:28 (8)	**52** 10:57 (13)	**43** 17:21 (13)	**47** 19:20 (12)	**35** 20:49 (12)	**38** 23:25 (12)	**51** 25:24 (10)	**41** 36:09 (13)	**40** 38:41 (13)
	0:21		*2:31*	*3:07*					*4:36*	*0:44*
	11 7:25 (13)	*12* 2:35 (9)	*13* 9:04 (19)	*14* 3:57 (11)	*15* 2:27 (4)	*16* 2:09 (3)	*17* 1:48 (5)	*18* 1:31 (4)	*19* 1:30 (6)	>> 0:36
	46 46:06 (12)	**45** 48:41 (12)	**39** 57:45 (14)	**44** 1:01:42 (14)	**31** 1:04:09 (13)	**33** 1:06:18 (12)	**49** 1:08:06 (12)	**37** 1:09:37 (11)	**100** 1:11:07 (11)	**FIN** 1:11:43
	2:32		*7:12*	*1:09*						
12	*1* 3:44 (12)	*2* 2:46 (16)	*3* 4:13 (16)	*4* 7:20 (17)	*5* 4:19 (19)	*6* 2:15 (19)	*7* 2:34 (5)	*8* 1:58 (7)	*9* 9:19 (17)	*10* 2:29 (16)
	53 3:44 (12)	**42** 6:30 (11)	**52** 10:43 (11)	**43** 18:03 (14)	**47** 22:22 (15)	**35** 24:37 (15)	**38** 27:11 (15)	**51** 29:09 (15)	**41** 38:28 (14)	**40** 40:57 (15)
			0:34	*3:22*	*1:39*					
	11 9:08 (14)	*12* 3:07 (13)	*13* 1:53 (8)	*14* 4:18 (12)	*15* 3:51 (11)	*16* 3:55 (18)	*17* 2:29 (10)	*18* 1:51 (12)	*19* 1:56 (10)	>> 0:34
	46 50:05 (14)	**45** 53:12 (14)	**39** 55:05 (13)	**44** 59:23 (13)	**31** 1:03:14 (12)	**33** 1:07:09 (13)	**49** 1:09:38 (13)	**37** 1:11:29 (12)	**100** 1:13:25 (12)	**FIN** 1:13:59
	3:34			*0:49*		*0:42*				
13	*1* 5:25 (15)	*2* 2:22 (11)	*3* 3:02 (9)	*4* 5:13 (12)	*5* 2:00 (10)	*6* 1:53 (18)	*7* 2:50 (10)	*8* 5:24 (20)	*9* 7:48 (14)	*10* 2:21 (15)
	53 5:25 (15)	**42** 7:47 (12)	**52** 10:49 (12)	**43** 16:02 (11)	**47** 18:02 (11)	**35** 19:55 (11)	**38** 22:45 (11)	**51** 28:09 (14)	**41** 35:57 (12)	**40** 38:18 (12)
	1:38			*1:15*				*2:32*		
	11 6:27 (10)	*12* 3:39 (14)	*13* 2:11 (12)	*14* 3:29 (9)	*15* 3:23 (9)	*16* 3:15 (13)	*17* 3:16 (19)	*18* 10:18 (19)	*19* 2:15 (16)	>> 0:41
	46 44:45 (11)	**45** 48:24 (11)	**39** 50:35 (11)	**44** 54:04 (11)	**31** 57:27 (10)	**33** 1:00:42 (11)	**49** 1:03:58 (11)	**37** 1:14:16 (13)	**100** 1:16:31 (13)	**FIN** 1:17:12
		0:25					*0:27*	*7:28*		
14	*1* 3:21 (9)	*2* 2:32 (15)	*3* 3:00 (7)	*4* 5:09 (9)	*5* 2:02 (12)	*6* 1:52 (17)	*7* 2:51 (11)	*8* 5:26 (21)	*9* 7:40 (11)	*10* 2:16 (13)
	53 3:21 (9)	**42** 5:53 (9)	**52** 8:53 (8)	**43** 14:02 (9)	**47** 16:04 (9)	**35** 17:56 (9)	**38** 20:47 (9)	**51** 26:13 (11)	**41** 33:53 (11)	**40** 36:09 (11)
				1:23				*2:46*		
	11 13:46 (16)	*12* 2:20 (4)	*13* 2:01 (11)	*14* 3:46 (10)	*15* 18:09 (18)	*16* 3:36 (14)	*17* 3:03 (18)	*18* 2:04 (16)	*19* 2:45 (18)	>> 0:39
	46 49:55 (13)	**45** 52:15 (13)	**39** 54:16 (12)	**44** 58:02 (12)	**31** 1:16:11 (14)	**33** 1:19:47 (14)	**49** 1:22:50 (14)	**37** 1:24:54 (14)	**100** 1:27:39 (14)	**FIN** 1:28:18
	8:24			*0:29*	*14:41*	*0:35*	*0:26*		*0:15*	
-	*1* 8:34 (18)	*2* 3:33 (17)	*3* 6:32 (20)	*4* 5:24 (14)	*5* 7:08 (20)	*6* 2:57 (21)	*7* 5:07 (20)	*8* 4:00 (16)	*9* 13:48 (20)	*10* 4:02 (20)
	53 8:34 (18)	**42** 12:07 (18)	**52** 18:39 (20)	**43** 24:03 (18)	**47** 31:11 (17)	**35** 34:08 (17)	**38** 39:15 (17)	**51** 43:15 (17)	**41** 57:03 (17)	**40** 1:01:05 (17)
	11 9:41 (15)	*12* 6:20 (17)	*13* 3:05 (15)	*14* 8:31 (18)	*15* 3:57 (13)	*16* 3:38 (16)	*17* 2:40 (14)	*18* 2:24 (18)	*19* 2:01 (12)	>> 0:37
	46 1:10:46 (17)	**45** 1:17:06 (17)	**39** 1:20:11 (16)	**44** 1:28:42 (16)	**31** 1:32:39 (15)	**33** 1:36:17 (15)	**49** 1:38:57 (15)	**37** 1:41:21 (15)	**100** 1:43:22 (15)	**FIN** 1:43:59
-	*1* 3:32 (11)	*2* 2:22 (11)	*3* 3:09 (11)	*4* 28:35 (22)	*5* 2:44 (15)	*6* 1:35 (11)	*7* 7:33 (22)	*8* 2:48 (15)	*9* 7:10 (9)	*10* 1:49 (9)
	53 3:32 (11)	**42** 5:54 (10)	**52** 9:03 (9)	**43** 37:38 (20)	**47** 40:22 (18)	**35** 41:57 (18)	**38** 49:30 (19)	**51** 52:18 (19)	**41** 59:28 (18)	**40** 1:01:17 (18)
	11 5:35 (9)	*12* 2:38 (10)	*13* 4:12 (18)	*14* 25:49 (19)	*15* 4:37 (16)	*16* 2:27 (8)	*17* 2:14 (8)	*18* 1:32 (7)	*19* 2:19 (17)	>> 0:33
	46 1:06:52 (16)	**45** 1:09:30 (15)	**39** 1:13:42 (15)	**44** 1:39:31 (17)	**31** 1:44:08 (16)	**33** 1:46:35 (16)	**49** 1:48:49 (16)	**37** 1:50:21 (16)	**100** 1:52:40 (16)	**FIN** 1:53:13

TUE 25 JUL 2017
Start time: 10:00

Split Time

As of TUE 25 JUL 2017 at 15:33

Rank	Name	NOC	Bib	Date of Birth	Time
-	JABR DANIELE	ITA - Italy	10	18 APR 1977	Over Time

1	10:26	(20)	*2*	3:41	(18)	*3*	3:24	(14)	*4*	5:09	(9)	*5*	2:18	(14)	*6*	1:45	(15)	*7*	4:16	(17)
53	10:26	(20)	**42**	14:07	(20)	**52**	17:31	(19)	**43**	22:40	(16)	**47**	24:58	(16)	**35**	26:43	(16)	**38**	30:59	(16)
8	2:22	(14)	*9*	8:57	(16)	*10*	2:18	(14)												
51	33:21	(16)	**41**	42:18	(16)	**40**	44:36	(16)												
11	22:06	(19)	*12*	10:10	(19)	*13*	3:59	(17)	*14*	4:34	(13)	*15*	19:44	(19)	*16*	3:59	(19)	*17*	2:23	(9)
46	1:06:42	(15)	**45**	1:16:52	(16)	**39**	1:20:51	(17)	**44**	1:25:25	(15)	**31**	1:45:09	(17)	**33**	1:49:08	(17)	**49**	1:51:31	(17)
18	2:10	(17)	*19*	3:02	(19)	>>	0:46													
37	1:53:41	(17)	**100**	1:56:43	(17)	**FIN**	1:57:29													

-	MUSSABEKOV YERBOL					KAZ - Kazakhstan									15			08 JUL 1996		Over Time
1	5:18	(14)	*2*	5:07	(20)	*3*	5:24	(17)	*4*	7:38	(18)	*5*	22:52	(22)	*6*	1:39	(13)	*7*	2:51	(11)
53	5:18	(14)	**42**	10:25	(16)	**52**	15:49	(17)	**43**	23:27	(17)	**47**	46:19	(21)	**35**	47:58	(21)	**38**	50:49	(20)
8	5:28	(22)	*9*	7:45	(13)	*10*	3:10	(19)												
51	56:17	(21)	**41**	1:04:02	(20)	**40**	1:07:12	(19)												
11	19:44	(18)	*12*	6:21	(18)	*13*	3:01	(14)	*14*	8:30	(17)	*15*	3:56	(12)	*16*	3:37	(15)	*17*	2:43	(15)
46	1:26:56	(18)	**45**	1:33:17	(18)	**39**	1:36:18	(18)	**44**	1:44:48	(18)	**31**	1:48:44	(18)	**33**	1:52:21	(18)	**49**	1:55:04	(18)
18	2:03	(15)	*19*	2:12	(14)	>>	0:38													
37	1:57:07	(18)	**100**	1:59:19	(18)	**FIN**	1:59:57													

-	GALYMOV ALMAS					KAZ - Kazakhstan									14			14 AUG 1996		Over Time
1	9:20	(19)	*2*	4:55	(19)	*3*	5:38	(19)	*4*	7:43	(19)	*5*	22:48	(21)	*6*	1:35	(11)	*7*	2:59	(13)
53	9:20	(19)	**42**	14:15	(21)	**52**	19:53	(21)	**43**	27:36	(19)	**47**	50:24	(22)	**35**	51:59	(22)	**38**	54:58	(22)
8	5:22	(19)	*9*	8:14	(15)	*10*	2:41	(18)												
51	1:00:20	(22)	**41**	1:08:34	(21)	**40**	1:11:15	(20)												
11	19:42	(17)	*12*	6:11	(16)	*13*	3:06	(16)	*14*	8:21	(16)	*15*	4:01	(14)	*16*	3:40	(17)	*17*	2:59	(17)
46	1:30:57	(19)	**45**	1:37:08	(19)	**39**	1:40:14	(19)	**44**	1:48:35	(19)	**31**	1:52:36	(19)	**33**	1:56:16	(19)	**49**	1:59:15	(19)
18	1:38	(10)	*19*	2:09	(13)	>>	0:51													
37	2:00:53	(19)	**100**	2:03:02	(19)	**FIN**	2:03:53													

-	BOJTOR SZABOLCS					HUN - Hungary									6			25 JAN 1990		Missing Punch
1	10:39	(21)	*2*	1:48	(6)	*3*	3:23	(13)	*4*	3:49	(7)	*5*	1:37	(6)	*6*	1:28	(7)	*7*	2:45	(9)
53	10:39	(21)	**42**	12:27	(19)	**52**	15:50	(18)	**43**	19:39	(15)	**47**	21:16	(14)	**35**	22:44	(14)	**38**	25:29	(14)
8	1:52	(5)	*9*	11:12	(19)	*10*	2:06	(12)												
51	27:21	(13)	**41**	38:33	(15)	**40**	40:39	(14)												
11	18:07	(-)	>>	-:--																
~~99~~	58:46	(-)	**FIN**	58:43																

-	ALTYNKHAN AIDAR					KAZ - Kazakhstan									12			12 OCT 1995		Did Not Finish
1	5:43	(16)	*2*	2:26	(14)	*3*	7:36	(21)	*4*	24:08	(21)	*5*	3:01	(17)	*6*	3:02	(22)	*7*	5:18	(21)
53	5:43	(16)	**42**	8:09	(14)	**52**	15:45	(16)	**43**	39:53	(22)	**47**	42:54	(20)	**35**	45:56	(20)	**38**	51:14	(21)
8	4:25	(18)	>>	-:--																
51	55:39	(20)	**FIN**	-:--																

-	FERRARA CLAUDIO					ITA - Italy									9			18 JUN 1980		Did Not Finish
1	13:03	(22)	*2*	2:25	(13)	*3*	13:19	(22)	*4*	8:51	(20)	*5*	2:50	(16)	*6*	1:47	(16)	*7*	3:37	(15)
53	13:03	(22)	**42**	15:28	(22)	**52**	28:47	(22)	**43**	37:38	(20)	**47**	40:28	(19)	**35**	42:15	(19)	**38**	45:52	(18)
8	2:17	(12)	*9*	15:20	(21)	*10*	13:21	(-)												
51	48:09	(18)	**41**	1:03:29	(19)	~~44~~	1:16:50	(-)												
11	3:48	(-)	*12*	4:10	(-)	*13*	0:58	(-)	>>	-:--										
~~31~~	1:20:38	(-)	~~100~~	1:24:48	(-)	~~99~~	1:25:46	(-)	**FIN**	1:25:43										

LEGEND

Sequence Prog.-> X xx:xx (xx) <- Split time and partial position
Point Code-> XX xx:xx (xx) <- Progressive time and temporary position
xx:xx <- Estimated time error

THU 27 JUL 2017
Start time: 10:00

Start List

As of WED 26 JUL 2017 at 17:17

Name	NOC	Bib	Card No	Date of Birth	Start time
AYAPBERGENOVA AIGERIM	KAZ - Kazakhstan	13	8622092	17 DEC 1991	0:01:30
DEMIRCI KADRIYE	TUR - Turkey	39	8628419	10 SEP 1990	0:04:30
TEREKHOVA TATYANA	KAZ - Kazakhstan	17	8621371	16 NOV 2000	0:07:30
KARAHAN HURIYE	TUR - Turkey	41	8628304	24 JUL 1998	0:10:30
SIBIRYAKOVA YANA	KAZ - Kazakhstan	16	8621115	15 SEP 1987	0:13:30
AKTAS SEVDA	TUR - Turkey	37	8628314	21 JUN 1998	0:16:30
EKLUND PETRA	SWE - Sweden	34	8627316	21 SEP 1998	0:19:30
LUKOSIENE SANDRA	LTU - Lithuania	21	8623913	17 DEC 1986	0:22:30
BIDA TETIANA	UKR - Ukraine	45	8649632	21 FEB 1982	0:25:30
WU SZU-YING	TPE - Chinese Taipei	36	8627693	06 FEB 1991	0:28:30
NAIDIONOVA ANTONINA GRIGORYEVNA	RUS - Russian Federation	30	8625668	29 MAR 1990	0:31:30
MELNYK IANA	UKR - Ukraine	48	8649648	15 JUN 1984	0:34:30
DIRZIUTE GEDVILE	LTU - Lithuania	19	8629580	02 NOV 1995	0:37:30
FORMANKOVA ANNA	CZE - Czech Republic	1	8618900	14 SEP 1999	0:40:30
ROSINK MARINA ALEXEEVNA	RUS - Russian Federation	32	8626517	12 MAY 1983	0:43:30
ATGALAINE ADRIJA	LTU - Lithuania	18	8624243	16 JUL 1986	0:46:30
FEDOSIEIEVA HANNA	UKR - Ukraine	46	8649816	19 MAY 1993	0:49:30
MAKAROVA MARIIA	RUS - Russian Federation	29	8627070	05 NOV 1991	0:52:30



THU 27 JUL 2017
Start time: 10:00

Start List

As of WED 26 JUL 2017 at 17:17

Name	NOC	Bib	Card No	Date of Birth	Start time
GALYMOV ALMAS	KAZ - Kazakhstan	14	8623905	14 AUG 1996	0:00:00
KAYAN HAKAN	TUR - Turkey	42	8628305	06 JAN 1978	0:03:00
MUSSABEKOV YERBOL	KAZ - Kazakhstan	15	8621108	08 JUL 1996	0:06:00
AYDOGDU YUSUFEMRE	TUR - Turkey	38	8628376	03 AUG 1998	0:09:00
ALTYNKHAN AIDAR	KAZ - Kazakhstan	12	8621996	12 OCT 1995	0:12:00
THESBJERG ALLAN	DEN - Denmark	2	8619066	05 OCT 1971	0:15:00
MELIN JESPER	SWE - Sweden	35	8627127	06 FEB 1996	0:18:00
FERRARA CLAUDIO	ITA - Italy	9	8620782	18 JUN 1980	0:21:00
NIKOLAYENKO RUSLAN	UKR - Ukraine	49	8628508	27 DEC 1988	0:24:00
MIHÁLYI FERENC	HUN - Hungary	8	8620185	30 OCT 1984	0:27:00
INIYATULLIN RAVIL MUSLIMOVICH	RUS - Russian Federation	27	8626882	05 MAY 1999	0:30:00
EREN EMRAH	TUR - Turkey	70	8627423	15 MAY 1991	0:33:00
BOROS IMRE	HUN - Hungary	7	8620319	04 AUG 1977	0:36:00
VOLUNGEVICIUS MANTAS	LTU - Lithuania	23	8625358	19 FEB 1984	0:39:00
LEROSE LUIGI	ITA - Italy	11	8620699	11 JUL 1977	0:42:00
GRININ VLADIMIR NIKOLAEVICH	RUS - Russian Federation	26	8626706	09 FEB 1991	0:45:00
SANKIN OLEKSANDR	UKR - Ukraine	51	8629570	11 JUL 1977	0:48:00
JABR DANIELE	ITA - Italy	10	8620742	18 APR 1977	0:51:00
BOJTOR SZABOLCS	HUN - Hungary	6	8620512	25 JAN 1990	0:54:00
PLAKHOTNIK DMYTRO	UKR - Ukraine	50	8628534	15 DEC 1987	0:57:00
KUZMINSKIS TOMAS	LTU - Lithuania	20	8624264	24 MAY 1978	1:00:00
DINGES VIKTOR EVGENYEVICH	RUS - Russian Federation	25	8649946	05 MAY 1985	1:03:00

THU 27 JUL 2017
Start time: 10:30

Result

As of THU 27 JUL 2017 at 14:17

Rank	Name	NOC	Bib	Date of Birth	Time
1	MELNYK IANA	UKR - Ukraine	48	15 JUN 1984	1:31:43
2	NAIDIONOVA ANTONINA GRIGORYEVNA	RUS - Russian Federation	30	29 MAR 1990	1:44:54
3	FEDOSIEIEVA HANNA	UKR - Ukraine	46	19 MAY 1993	1:49:05
4	ROSINK MARINA ALEXEEVNA	RUS - Russian Federation	32	12 MAY 1983	1:54:23
5	MAKAROVA MARIIA	RUS - Russian Federation	29	05 NOV 1991	1:55:47
6	DIRZIUTE GEDVILE	LTU - Lithuania	19	02 NOV 1995	2:00:27
7	ATGALAINE ADRIJA	LTU - Lithuania	18	16 JUL 1986	2:01:39
8	LUKOSIENE SANDRA	LTU - Lithuania	21	17 DEC 1986	2:17:39
9	WU SZU-YING	TPE - Chinese Taipei	36	06 FEB 1991	2:27:19
10	BIDA TETIANA	UKR - Ukraine	45	21 FEB 1982	2:30:08
-	KARAHAN HURIYE	TUR - Turkey	41	24 JUL 1998	Over Time
-	SIBIRYAKOVA YANA	KAZ - Kazakhstan	16	15 SEP 1987	Over Time
-	FORMANKOVA ANNA	CZE - Czech Republic	1	14 SEP 1999	Did Not Finish
-	AKTAS SEVDA	TUR - Turkey	37	21 JUN 1998	Did Not Finish
-	EKLUND PETRA	SWE - Sweden	34	21 SEP 1998	Did Not Finish
-	AYAPBERGENOVA AIGERIM	KAZ - Kazakhstan	13	17 DEC 1991	Did Not Finish
-	DEMIRCI KADRIYE	TUR - Turkey	39	10 SEP 1990	Did Not Finish
-	TEREKHOVA TATYANA	KAZ - Kazakhstan	17	16 NOV 2000	Disqualified

THU 27 JUL 2017
Start time: 10:30

Result

As of THU 27 JUL 2017 at 14:17

Rank	Name	NOC	Bib	Date of Birth	Time
1	DINGES VIKTOR EVGENYEVICH	RUS - Russian Federation	25	05 MAY 1985	1:21:34
2	KUZMINSKIS TOMAS	LTU - Lithuania	20	24 MAY 1978	1:26:26
3	PLAKHOTNIK DMYTRO	UKR - Ukraine	50	15 DEC 1987	1:28:23
4	GRININ VLADIMIR NIKOLAEVICH	RUS - Russian Federation	26	09 FEB 1991	1:32:03
5	MIHÁLYI FERENC	HUN - Hungary	8	30 OCT 1984	1:49:40
6	INIYATULLIN RAVIL MUSLIMOVICH	RUS - Russian Federation	27	05 MAY 1999	1:50:31
7	NIKOLAYENKO RUSLAN	UKR - Ukraine	49	27 DEC 1988	1:51:39
8	SANKIN OLEKSANDR	UKR - Ukraine	51	11 JUL 1977	2:00:03
9	MELIN JESPER	SWE - Sweden	35	06 FEB 1996	2:30:07
10	AYDOGDU YUSUFEMRE	TUR - Turkey	38	03 AUG 1998	2:39:05
11	EREN EMRAH	TUR - Turkey	70	15 MAY 1991	2:40:00
12	JABR DANIELE	ITA - Italy	10	18 APR 1977	2:54:48
-	ALTYNKHAN AIDAR	KAZ - Kazakhstan	12	12 OCT 1995	Over Time
-	GALYMOV ALMAS	KAZ - Kazakhstan	14	14 AUG 1996	Over Time
-	THESBJERG ALLAN	DEN - Denmark	2	05 OCT 1971	Missing Punch
-	BOROS IMRE	HUN - Hungary	7	04 AUG 1977	Missing Punch
-	FERRARA CLAUDIO	ITA - Italy	9	18 JUN 1980	Did Not Finish
-	LEROSE LUIGI	ITA - Italy	11	11 JUL 1977	Did Not Finish
-	VOLUNGEVICIUS MANTAS	LTU - Lithuania	23	19 FEB 1984	Did Not Finish
-	MUSSABEKOV YERBOL	KAZ - Kazakhstan	15	08 JUL 1996	Did Not Finish
-	KAYAN HAKAN	TUR - Turkey	42	06 JAN 1978	Did Not Finish
-	BOJTOR SZABOLCS	HUN - Hungary	6	25 JAN 1990	Did Not Start
-	AMOAKWA TITUS NANA YAW	GHA - Ghana	4	19 DEC 1987	Did Not Start
-	KUMAH BERNARD	GHA - Ghana	5	28 JUN 1987	Did Not Start

THU 27 JUL 2017
Start time: 10:30

Split Time

As of THU 27 JUL 2017 at 14:26

Rank	Name	NOC	Bib	Date of Birth	Time
1	MELNYK IANA	UKR - Ukraine	48	15 JUN 1984	1:31:43

1	3:38 (2)	*2*	2:27 (1)	*3*	1:53 (2)	*4*	5:56 (1)	*5*	10:18 (1)	*6*	4:21 (1)	*7*	2:28 (6)	*8*	1:36 (1)	*9*	5:05 (9)	*10*	4:40 (11)
32	3:38 (2)	**33**	6:05 (1)	**49**	7:58 (1)	**39**	13:54 (1)	**41**	24:12 (1)	**55**	28:33 (1)	**43**	31:01 (1)	**38**	32:37 (1)	**62**	37:42 (1)	**45**	42:22 (1)
					0:10								*0:31*				*1:55*		*1:48*
11	0:54 (1)	*12*	2:02 (1)	*13*	5:31 (1)	*14*	9:46 (1)	*15*	3:14 (2)	*16*	5:06 (1)	*17*	9:12 (10)	*18*	4:54 (9)	*19*	5:33 (1)	*20*	2:30 (9)
31	43:16 (1)	**60**	45:18 (1)	**56**	50:49 (1)	**53**	1:00:35 (1)	**50**	1:03:49 (1)	**51**	1:08:55 (1)	**52**	1:18:07 (1)	**53**	1:23:01 (1)	**48**	1:28:34 (1)	**100**	1:31:04 (1)
									0:15				*3:08*		*2:18*				*0:35*

>> 0:39
FIN 1:31:43

Rank	Name	NOC	Bib	Date of Birth	Time
2	NAIDIONOVA ANTONINA GRIGORYEVNA	RUS - Russian Federation	30	29 MAR 1990	1:44:54

1	4:58 (5)	*2*	2:46 (4)	*3*	1:43 (1)	*4*	6:08 (3)	*5*	15:36 (7)	*6*	6:17 (5)	*7*	2:39 (8)	*8*	2:04 (4)	*9*	5:37 (10)	*10*	3:07 (4)
32	4:58 (5)	**33**	7:44 (3)	**49**	9:27 (2)	**39**	15:35 (2)	**41**	31:11 (2)	**55**	37:28 (4)	**43**	40:07 (3)	**38**	42:11 (3)	**62**	47:48 (4)	**45**	50:55 (4)
	0:47								*4:42*		*1:20*						*1:51*		
11	1:17 (3)	*12*	2:41 (6)	*13*	8:24 (3)	*14*	11:16 (3)	*15*	4:28 (9)	*16*	5:38 (2)	*17*	6:28 (4)	*18*	2:36 (1)	*19*	8:04 (3)	*20*	2:26 (8)
31	52:12 (4)	**60**	54:53 (4)	**56**	1:03:17 (3)	**53**	1:14:33 (3)	**50**	1:19:01 (3)	**51**	1:24:39 (3)	**52**	1:31:07 (2)	**53**	1:33:43 (2)	**48**	1:41:47 (2)	**100**	1:44:13 (2)
					2:17				*0:53*								*1:55*		

>> 0:41
FIN 1:44:54

Rank	Name	NOC	Bib	Date of Birth	Time
3	FEDOSIEIEVA HANNA	UKR - Ukraine	46	19 MAY 1993	1:49:05

1	3:35 (1)	*2*	2:40 (2)	*3*	3:37 (12)	*4*	8:07 (11)	*5*	13:56 (4)	*6*	5:16 (2)	*7*	2:38 (7)	*8*	2:07 (5)	*9*	3:29 (3)	*10*	3:53 (8)
32	3:35 (1)	**33**	6:15 (2)	**49**	9:52 (3)	**39**	17:59 (4)	**41**	31:55 (5)	**55**	37:11 (2)	**43**	39:49 (2)	**38**	41:56 (2)	**62**	45:25 (2)	**45**	49:18 (2)
					1:06		*1:23*		*2:50*										*0:13*
11	1:18 (4)	*12*	2:32 (5)	*13*	7:31 (2)	*14*	10:13 (2)	*15*	2:59 (1)	*16*	10:32 (6)	*17*	8:24 (9)	*18*	4:27 (7)	*19*	8:53 (9)	*20*	2:18 (7)
31	50:36 (2)	**60**	53:08 (2)	**56**	1:00:39 (2)	**53**	1:10:52 (2)	**50**	1:13:51 (2)	**51**	1:24:23 (2)	**52**	1:32:47 (3)	**53**	1:37:14 (3)	**48**	1:46:07 (3)	**100**	1:48:25 (3)
					1:12						*4:38*		*1:32*		*1:03*		*2:32*		

>> 0:40
FIN 1:49:05

Rank	Name	NOC	Bib	Date of Birth	Time
4	ROSINK MARINA ALEXEEVNA	RUS - Russian Federation	32	12 MAY 1983	1:54:23

1	4:20 (4)	*2*	3:40 (6)	*3*	3:38 (13)	*4*	7:29 (8)	*5*	12:21 (3)	*6*	7:14 (8)	*7*	2:27 (5)	*8*	2:41 (10)	*9*	3:26 (2)	*10*	3:05 (3)
32	4:20 (4)	**33**	8:00 (4)	**49**	11:38 (7)	**39**	19:07 (7)	**41**	31:28 (4)	**55**	38:42 (5)	**43**	41:09 (4)	**38**	43:50 (4)	**62**	47:16 (3)	**45**	50:21 (3)
					0:46						*1:44*								
11	1:20 (5)	*12*	2:46 (8)	*13*	11:21 (7)	*14*	11:28 (6)	*15*	3:56 (5)	*16*	11:08 (7)	*17*	7:00 (6)	*18*	3:49 (5)	*19*	8:19 (5)	*20*	2:15 (4)
31	51:41 (3)	**60**	54:27 (3)	**56**	1:05:48 (4)	**53**	1:17:16 (4)	**50**	1:21:12 (4)	**51**	1:32:20 (4)	**52**	1:39:20 (4)	**53**	1:43:09 (4)	**48**	1:51:28 (4)	**100**	1:53:43 (4)
					4:41						*4:53*						*1:37*		

>> 0:40
FIN 1:54:23

Rank	Name	NOC	Bib	Date of Birth	Time
5	MAKAROVA MARIIA	RUS - Russian Federation	29	05 NOV 1991	1:55:47

1	3:52 (3)	*2*	4:36 (11)	*3*	8:34 (16)	*4*	8:32 (12)	*5*	12:18 (2)	*6*	5:52 (3)	*7*	2:12 (2)	*8*	2:24 (6)	*9*	3:43 (5)	*10*	5:39 (12)
32	3:52 (3)	**33**	8:28 (6)	**49**	17:02 (12)	**39**	25:34 (12)	**41**	37:52 (9)	**55**	43:44 (8)	**43**	45:56 (6)	**38**	48:20 (6)	**62**	52:03 (6)	**45**	57:42 (8)
			0:45		*5:27*		*1:12*												*1:23*
11	1:09 (2)	*12*	2:23 (3)	*13*	8:46 (4)	*14*	11:23 (5)	*15*	4:16 (6)	*16*	10:00 (5)	*17*	6:04 (1)	*18*	2:46 (2)	*19*	8:12 (4)	*20*	2:17 (5)
31	58:51 (8)	**60**	1:01:14 (7)	**56**	1:10:00 (6)	**53**	1:21:23 (6)	**50**	1:25:39 (6)	**51**	1:35:39 (6)	**52**	1:41:43 (6)	**53**	1:44:29 (5)	**48**	1:52:41 (5)	**100**	1:54:58 (5)
					1:51						*3:30*						*1:15*		

>> 0:49
FIN 1:55:47

THU 27 JUL 2017
Start time: 10:30

Split Time

As of THU 27 JUL 2017 at 14:26

Rank	Name	NOC	Bib	Date of Birth	Time
6	DIRZIUTE GEDVILE	LTU - Lithuania	19	02 NOV 1995	2:00:27

1	5:01 (6)	*2*	4:32 (10)	*3*	2:04 (3)	*4*	7:01 (4)	*5*	18:57 (9)	*6*	7:14 (8)	*7*	2:22 (4)	*8*	2:32 (7)	*9*	3:46 (6)	*10*	2:54 (2)
32	5:01 (6)	**33**	9:33 (8)	**49**	11:37 (6)	**39**	18:38 (6)	**41**	37:35 (8)	**55**	44:49 (9)	**43**	47:11 (8)	**38**	49:43 (8)	**62**	53:29 (8)	**45**	56:23 (6)
	0:25		*1:04*						*7:38*		*1:52*								
11	1:27 (7)	*12*	2:45 (7)	*13*	11:28 (8)	*14*	11:31 (7)	*15*	3:43 (4)	*16*	11:21 (9)	*17*	6:46 (5)	*18*	4:22 (6)	*19*	7:59 (2)	*20*	2:05 (3)
31	57:50 (6)	**60**	1:00:35 (6)	**56**	1:12:03 (7)	**53**	1:23:34 (7)	**50**	1:27:17 (7)	**51**	1:38:38 (7)	**52**	1:45:24 (7)	**53**	1:49:46 (6)	**48**	1:57:45 (6)	**100**	1:59:50 (6)
					4:56						*5:14*				*0:45*		*1:25*		

>> 0:37
FIN 2:00:27

Rank	Name	NOC	Bib	Date of Birth	Time
7	ATGALAINE ADRIJA	LTU - Lithuania	18	16 JUL 1986	2:01:39

1	5:35 (8)	*2*	3:02 (5)	*3*	2:34 (6)	*4*	7:12 (7)	*5*	18:05 (8)	*6*	6:23 (7)	*7*	1:57 (1)	*8*	2:03 (3)	*9*	3:38 (4)	*10*	2:52 (1)
32	5:35 (8)	**33**	8:37 (7)	**49**	11:11 (5)	**39**	18:23 (5)	**41**	36:28 (7)	**55**	42:51 (7)	**43**	44:48 (5)	**38**	46:51 (5)	**62**	50:29 (5)	**45**	53:21 (5)
	0:38								*6:25*		*0:40*								
11	2:22 (12)	*12*	2:19 (2)	*13*	9:26 (5)	*14*	11:17 (4)	*15*	3:27 (3)	*16*	11:16 (8)	*17*	7:41 (7)	*18*	8:55 (10)	*19*	8:32 (6)	*20*	2:17 (5)
31	55:43 (5)	**60**	58:02 (5)	**56**	1:07:28 (5)	**53**	1:18:45 (5)	**50**	1:22:12 (5)	**51**	1:33:28 (5)	**52**	1:41:09 (5)	**53**	1:50:04 (7)	**48**	1:58:36 (7)	**100**	2:00:53 (7)
					2:33						*4:48*				*4:57*		*1:37*		

>> 0:46
FIN 2:01:39

Rank	Name	NOC	Bib	Date of Birth	Time
8	LUKOSIENE SANDRA	LTU - Lithuania	21	17 DEC 1986	2:17:39

1	5:58 (10)	*2*	4:03 (8)	*3*	2:50 (9)	*4*	7:01 (4)	*5*	14:26 (5)	*6*	6:22 (6)	*7*	5:56 (14)	*8*	2:35 (9)	*9*	4:13 (7)	*10*	3:49 (7)
32	5:58 (10)	**33**	10:01 (9)	**49**	12:51 (8)	**39**	19:52 (8)	**41**	34:18 (6)	**55**	40:40 (6)	**43**	46:36 (7)	**38**	49:11 (7)	**62**	53:24 (7)	**45**	57:13 (7)
	0:42												*2:18*						
11	1:33 (8)	*12*	2:49 (9)	*13*	18:22 (12)	*14*	15:56 (9)	*15*	4:16 (6)	*16*	11:50 (10)	*17*	7:50 (8)	*18*	4:44 (8)	*19*	9:33 (10)	*20*	2:46 (10)
31	58:46 (7)	**60**	1:01:35 (8)	**56**	1:19:57 (8)	**53**	1:35:53 (8)	**50**	1:40:09 (8)	**51**	1:51:59 (8)	**52**	1:59:49 (8)	**53**	2:04:33 (8)	**48**	2:14:06 (8)	**100**	2:16:52 (8)
					11:10		*4:29*				*5:03*				*0:27*		*2:19*		

>> 0:47
FIN 2:17:39

Rank	Name	NOC	Bib	Date of Birth	Time
9	WU SZU-YING	TPE - Chinese Taipei	36	06 FEB 1991	2:27:19

1	6:25 (11)	*2*	4:30 (9)	*3*	2:12 (4)	*4*	7:33 (9)	*5*	32:33 (13)	*6*	7:55 (10)	*7*	2:13 (3)	*8*	2:51 (13)	*9*	5:04 (8)	*10*	4:06 (9)
32	6:25 (11)	**33**	10:55 (10)	**49**	13:07 (9)	**39**	20:40 (9)	**41**	53:13 (11)	**55**	1:01:08 (11)	**43**	1:03:21 (10)	**38**	1:06:12 (10)	**62**	1:11:16 (9)	**45**	1:15:22 (9)
	1:03		*0:16*						*20:28*		*1:47*								
11	1:35 (9)	*12*	3:42 (12)	*13*	14:41 (10)	*14*	16:16 (10)	*15*	5:05 (11)	*16*	9:33 (4)	*17*	6:10 (2)	*18*	3:36 (4)	*19*	8:36 (7)	*20*	1:55 (1)
31	1:16:57 (9)	**60**	1:20:39 (9)	**56**	1:35:20 (9)	**53**	1:51:36 (9)	**50**	1:56:41 (9)	**51**	2:06:14 (9)	**52**	2:12:24 (9)	**53**	2:16:00 (9)	**48**	2:24:36 (9)	**100**	2:26:31 (9)
					7:23				*0:19*		*2:40*								

>> 0:48
FIN 2:27:19

Rank	Name	NOC	Bib	Date of Birth	Time
10	BIDA TETIANA	UKR - Ukraine	45	21 FEB 1982	2:30:08

1	5:37 (9)	*2*	2:44 (3)	*3*	2:20 (5)	*4*	6:02 (2)	*5*	14:38 (6)	*6*	6:04 (4)	*7*	38:34 (15)	*8*	2:00 (2)	*9*	3:10 (1)	*10*	4:34 (10)
32	5:37 (9)	**33**	8:21 (5)	**49**	10:41 (4)	**39**	16:43 (3)	**41**	31:21 (3)	**55**	37:25 (3)	**43**	1:15:59 (13)	**38**	1:17:59 (11)	**62**	1:21:09 (10)	**45**	1:25:43 (10)
	0:52								*3:10*				*35:27*						*0:32*
11	1:36 (10)	*12*	2:30 (4)	*13*	10:51 (6)	*14*	14:38 (8)	*15*	4:22 (8)	*16*	9:29 (3)	*17*	6:10 (2)	*18*	3:33 (3)	*19*	8:37 (8)	*20*	1:58 (2)
31	1:27:19 (10)	**60**	1:29:49 (10)	**56**	1:40:40 (10)	**53**	1:55:18 (10)	**50**	1:59:40 (10)	**51**	2:09:09 (10)	**52**	2:15:19 (10)	**53**	2:18:52 (10)	**48**	2:27:29 (10)	**100**	2:29:27 (10)
					4:10		*3:42*		*0:13*		*3:13*						*1:54*		

>> 0:41
FIN 2:30:08

THU 27 JUL 2017
Start time: 10:30

Split Time

As of THU 27 JUL 2017 at 14:26

Rank	Name	NOC	Bib	Date of Birth	Time
-	SIBIRYAKOVA YANA	KAZ - Kazakhstan	16	15 SEP 1987	Over Time

1	11:27 (14)	*2*	7:56 (14)	*3*	2:37 (7)	*4*	7:03 (6)	*5*	32:41 (14)	*6*	11:01 (13)	*7*	3:24 (11)	*8*	2:41 (10)	*9*	8:06 (12)	*10*	3:42 (6)
32	11:27 (14)	**33**	19:23 (14)	**49**	22:00 (13)	**39**	29:03 (13)	**41**	1:01:44 (14)	**55**	1:12:45 (14)	**43**	1:16:09 (14)	**38**	1:18:50 (12)	**62**	1:26:56 (11)	**45**	1:30:38 (11)
11	1:26 (6)	*12*	3:40 (10)	*13*	17:04 (11)	*14*	20:41 (12)	*15*	5:41 (12)	*16*	26:34 (11)	*17*	21:03 (11)	*18*	13:19 (11)	*19*	12:03 (12)	*20*	4:50 (12)
31	1:32:04 (11)	**60**	1:35:44 (11)	**56**	1:52:48 (11)	**53**	2:13:29 (12)	**50**	2:19:10 (12)	**51**	2:45:44 (12)	**52**	3:06:47 (11)	**53**	3:20:06 (11)	**48**	3:32:09 (11)	**100**	3:36:59 (11)
>>	0:33																			
FIN	3:37:32																			

Rank	Name	NOC	Bib	Date of Birth	Time
-	KARAHAN HURIYE	TUR - Turkey	41	24 JUL 1998	Over Time

1	14:43 (15)	*2*	7:25 (13)	*3*	2:57 (10)	*4*	9:03 (13)	*5*	30:18 (12)	*6*	11:35 (14)	*7*	3:08 (10)	*8*	2:46 (12)	*9*	7:59 (11)	*10*	3:39 (5)
32	14:43 (15)	**33**	22:08 (15)	**49**	25:05 (14)	**39**	34:08 (14)	**41**	1:04:26 (15)	**55**	1:16:01 (15)	**43**	1:19:09 (15)	**38**	1:21:55 (13)	**62**	1:29:54 (12)	**45**	1:33:33 (12)
11	1:40 (11)	*12*	3:41 (11)	*13*	14:24 (9)	*14*	16:26 (11)	*15*	4:54 (10)	*16*	26:53 (12)	*17*	28:14 (12)	*18*	14:04 (12)	*19*	11:30 (11)	*20*	4:40 (11)
31	1:35:13 (12)	**60**	1:38:54 (12)	**56**	1:53:18 (12)	**53**	2:09:44 (11)	**50**	2:14:38 (11)	**51**	2:41:31 (11)	**52**	3:09:45 (12)	**53**	3:23:49 (12)	**48**	3:35:19 (12)	**100**	3:39:59 (12)
>>	0:38																			
FIN	3:40:37																			

Rank	Name	NOC	Bib	Date of Birth	Time
-	FORMANKOVA ANNA	CZE - Czech Republic	1	14 SEP 1999	Did Not Finish

1	7:15 (12)	*2*	4:01 (7)	*3*	3:32 (11)	*4*	9:57 (14)	*5*	20:38 (10)	*6*	9:09 (11)	*7*	3:01 (9)	*8*	2:34 (8)	*9*	14:10 (-)	>>	-:--	
32	7:15 (12)	**33**	11:16 (11)	**49**	14:48 (10)	**39**	24:45 (11)	**41**	45:23 (10)	**55**	54:32 (10)	**43**	57:33 (9)	**38**	1:00:07 (9)	~~99~~	1:14:17 (-)	**FIN**	-:--	

Rank	Name	NOC	Bib	Date of Birth	Time
-	AKTAS SEVDA	TUR - Turkey	37	21 JUN 1998	Did Not Finish

1	10:30 (13)	*2*	8:36 (16)	*3*	6:11 (15)	*4*	12:42 (15)	*5*	21:11 (11)	*6*	12:42 (15)	*7*	3:27 (13)	*8*	6:56 (14)	*9*	22:50 (13)	>>	-:--	
32	10:30 (13)	**33**	19:06 (13)	**49**	25:17 (15)	**39**	37:59 (15)	**41**	59:10 (13)	**55**	1:11:52 (13)	**43**	1:15:19 (12)	**38**	1:22:15 (14)	**62**	1:45:05 (13)	**FIN**	-:--	

Rank	Name	NOC	Bib	Date of Birth	Time
-	EKLUND PETRA	SWE - Sweden	34	21 SEP 1998	Did Not Finish

1	5:17 (7)	*2*	8:02 (15)	*3*	2:37 (7)	*4*	8:05 (10)	*5*	32:42 (15)	*6*	10:00 (12)	*7*	3:24 (11)	>>	-:--					
32	5:17 (7)	**33**	13:19 (12)	**49**	15:56 (11)	**39**	24:01 (10)	**41**	56:43 (12)	**55**	1:06:43 (12)	**43**	1:10:07 (11)	**FIN**	-:--					

Rank	Name	NOC	Bib	Date of Birth	Time
-	AYAPBERGENOVA AIGERIM	KAZ - Kazakhstan	13	17 DEC 1991	Did Not Finish

1	25:59 (16)	*2*	9:50 (17)	*3*	4:28 (14)	*4*	22:40 (17)	*5*	1:31:21 (-)	*6*	4:11 (-)	*7*	0:59 (-)	>>	0:02					
32	25:59 (16)	**33**	35:49 (16)	**49**	40:17 (16)	**39**	1:02:57 (16)	~~48~~	2:34:18 (-)	~~100~~	2:38:29 (-)	~~99~~	2:39:28 (-)	**FIN**	2:39:30					

Rank	Name	NOC	Bib	Date of Birth	Time
-	DEMIRCI KADRIYE	TUR - Turkey	39	10 SEP 1990	Did Not Finish

1	33:28 (17)	*2*	6:24 (12)	*3*	16:15 (17)	*4*	17:45 (16)	*5*	1:38:46 (-)	*6*	1:53 (-)	>>	0:01							
32	33:28 (17)	**33**	39:52 (17)	**49**	56:07 (17)	**39**	1:13:52 (17)	~~100~~	2:52:38 (-)	~~99~~	2:54:31 (-)	**FIN**	2:54:32							

Rank	Name	NOC	Bib	Date of Birth	Time
-	TEREKHOVA TATYANA	KAZ - Kazakhstan	17	16 NOV 2000	Disqualified

>>	-:--
FIN	-:--

LEGEND

Sequence Prog.-> X xx:xx (xx) <- Split time and partial position
Point Code-> XX xx:xx (xx) <- Progressive time and temporary position
xx:xx <- Estimated time error

THU 27 JUL 2017
Start time: 10:30

Split Time

As of THU 27 JUL 2017 at 14:26

Rank	Name	NOC	Bib	Date of Birth	Time
1	DINGES VIKTOR EVGENYEVICH	RUS - Russian Federation	25	05 MAY 1985	1:21:34

1	3:58 (1)	*2*	1:28 (1)	*3*	2:20 (1)	*4*	3:27 (12)	*5*	4:49 (1)	*6*	7:19 (1)	*7*	4:46 (1)	*8*	1:33 (3)	*9*	3:33 (2)	*10*	1:27 (3)
37	3:58 (1)	**36**	5:26 (1)	**33**	7:46 (1)	**49**	11:13 (3)	**39**	16:02 (2)	**41**	23:21 (1)	**43**	28:07 (1)	**38**	29:40 (1)	**40**	33:13 (1)	**46**	34:40 (1)
							2:01												
11	3:08 (2)	*12*	3:35 (2)	*13*	3:15 (1)	*14*	1:01 (2)	*15*	1:33 (4)	*16*	9:51 (1)	*17*	6:10 (1)	*18*	5:03 (4)	*19*	4:01 (3)	*20*	1:54 (1)
61	37:48 (1)	**62**	41:23 (1)	**60**	44:38 (1)	**44**	45:39 (1)	**45**	47:12 (1)	**47**	57:03 (1)	**50**	1:03:13 (1)	**51**	1:08:16 (1)	**52**	1:12:17 (1)	**53**	1:14:11 (1)
									0:20						*0:45*		*0:10*		
21	5:15 (1)	*22*	1:32 (4)	>>	0:36														
48	1:19:26 (1)	**100**	1:20:58 (1)	**FIN**	1:21:34														
			0:12																

2	KUZMINSKIS TOMAS	LTU - Lithuania	20	24 MAY 1978	1:26:26

1	4:04 (2)	*2*	1:35 (2)	*3*	2:26 (2)	*4*	2:52 (10)	*5*	4:55 (2)	*6*	8:16 (2)	*7*	5:01 (2)	*8*	1:33 (3)	*9*	3:25 (1)	*10*	1:23 (2)
37	4:04 (2)	**36**	5:39 (2)	**33**	8:05 (2)	**49**	10:57 (2)	**39**	15:52 (1)	**41**	24:08 (2)	**43**	29:09 (2)	**38**	30:42 (2)	**40**	34:07 (2)	**46**	35:30 (2)
							1:20				*0:50*								
11	5:38 (16)	*12*	3:33 (1)	*13*	3:34 (2)	*14*	1:15 (7)	*15*	1:16 (2)	*16*	10:34 (2)	*17*	6:28 (3)	*18*	4:17 (1)	*19*	3:50 (1)	*20*	1:57 (2)
61	41:08 (2)	**62**	44:41 (2)	**60**	48:15 (2)	**44**	49:30 (2)	**45**	50:46 (2)	**47**	1:01:20 (2)	**50**	1:07:48 (2)	**51**	1:12:05 (2)	**52**	1:15:55 (2)	**53**	1:17:52 (2)
	2:31				*0:12*						*0:36*								
21	6:14 (4)	*22*	1:43 (6)	>>	0:37														
48	1:24:06 (2)	**100**	1:25:49 (2)	**FIN**	1:26:26														
	0:52		*0:17*																

3	PLAKHOTNIK DMYTRO	UKR - Ukraine	50	15 DEC 1987	1:28:23

1	4:29 (6)	*2*	2:01 (5)	*3*	2:49 (4)	*4*	1:25 (1)	*5*	5:59 (4)	*6*	10:22 (8)	*7*	5:15 (3)	*8*	1:32 (2)	*9*	3:47 (4)	*10*	1:57 (5)
37	4:29 (6)	**36**	6:30 (5)	**33**	9:19 (5)	**49**	10:44 (1)	**39**	16:43 (3)	**41**	27:05 (3)	**43**	32:20 (3)	**38**	33:52 (3)	**40**	37:39 (3)	**46**	39:36 (3)
									0:44		*2:37*								*0:13*
11	3:58 (7)	*12*	4:01 (5)	*13*	3:46 (4)	*14*	1:10 (5)	*15*	1:16 (2)	*16*	10:36 (3)	*17*	6:24 (2)	*18*	4:21 (2)	*19*	3:50 (1)	*20*	1:57 (2)
61	43:34 (4)	**62**	47:35 (4)	**60**	51:21 (4)	**44**	52:31 (4)	**45**	53:47 (4)	**47**	1:04:23 (3)	**50**	1:10:47 (3)	**51**	1:15:08 (3)	**52**	1:18:58 (3)	**53**	1:20:55 (3)
	0:32																		
21	5:38 (2)	*22*	1:22 (2)	>>	0:28														
48	1:26:33 (3)	**100**	1:27:55 (3)	**FIN**	1:28:23														

4	GRININ VLADIMIR NIKOLAEVICH	RUS - Russian Federation	26	09 FEB 1991	1:32:03

1	4:14 (3)	*2*	3:07 (10)	*3*	2:35 (3)	*4*	4:01 (14)	*5*	5:27 (3)	*6*	8:21 (3)	*7*	5:23 (4)	*8*	1:40 (5)	*9*	3:34 (3)	*10*	1:39 (4)
37	4:14 (3)	**36**	7:21 (7)	**33**	9:56 (6)	**49**	13:57 (5)	**39**	19:24 (5)	**41**	27:45 (5)	**43**	33:08 (4)	**38**	34:48 (4)	**40**	38:22 (4)	**46**	40:01 (4)
			1:10				*2:07*												
11	3:00 (1)	*12*	3:46 (3)	*13*	3:57 (6)	*14*	1:00 (1)	*15*	1:57 (7)	*16*	11:43 (4)	*17*	7:16 (5)	*18*	4:32 (3)	*19*	4:41 (5)	*20*	2:06 (4)
61	43:01 (3)	**62**	46:47 (3)	**60**	50:44 (3)	**44**	51:44 (3)	**45**	53:41 (3)	**47**	1:05:24 (4)	**50**	1:12:40 (4)	**51**	1:17:12 (4)	**52**	1:21:53 (4)	**53**	1:23:59 (4)
					0:13				*0:16*		*1:23*		*0:37*				*0:22*		
21	6:03 (3)	*22*	1:32 (4)	>>	0:29														
48	1:30:02 (4)	**100**	1:31:34 (4)	**FIN**	1:32:03														
	0:19																		

5	MIHÁLYI FERENC	HUN - Hungary	8	30 OCT 1984	1:49:40

1	4:27 (5)	*2*	1:39 (3)	*3*	2:58 (7)	*4*	6:03 (17)	*5*	6:03 (6)	*6*	8:49 (4)	*7*	6:45 (11)	*8*	1:48 (8)	*9*	4:10 (6)	*10*	1:18 (1)
37	4:27 (5)	**36**	6:06 (3)	**33**	9:04 (3)	**49**	15:07 (7)	**39**	21:10 (7)	**41**	29:59 (6)	**43**	36:44 (6)	**38**	38:32 (6)	**40**	42:42 (6)	**46**	44:00 (5)
							3:30						*0:51*						
11	3:38 (5)	*12*	5:03 (7)	*13*	4:34 (9)	*14*	1:26 (9)	*15*	2:08 (8)	*16*	13:10 (7)	*17*	9:27 (10)	*18*	6:08 (7)	*19*	5:55 (6)	*20*	2:28 (5)
61	47:38 (5)	**62**	52:41 (5)	**60**	57:15 (5)	**44**	58:41 (5)	**45**	1:00:49 (5)	**47**	1:13:59 (5)	**50**	1:23:26 (5)	**51**	1:29:34 (5)	**52**	1:35:29 (5)	**53**	1:37:57 (5)
			0:22		*0:11*								*2:09*		*0:43*		*0:57*		
21	8:37 (11)	*22*	2:20 (10)	>>	0:46														
48	1:46:34 (5)	**100**	1:48:54 (5)	**FIN**	1:49:40														
	2:14																		

THU 27 JUL 2017
Start time: 10:30

Split Time

As of THU 27 JUL 2017 at 14:26

Rank	Name	NOC	Bib	Date of Birth	Time
6	INIYATULLIN RAVIL MUSLIMOVICH	RUS - Russian Federation	27	05 MAY 1999	1:50:31

1	13:04 (17)	*2*	2:10 (6)	*3*	2:54 (5)	*4*	1:43 (5)	*5*	9:14 (16)	*6*	9:41 (7)	*7*	5:23 (4)	*8*	1:59 (10)	*9*	4:26 (7)	*10*	2:19 (7)
37	13:04 (17)	**36**	15:14 (15)	**33**	18:08 (14)	**49**	19:51 (13)	**39**	29:05 (12)	**41**	38:46 (10)	**43**	44:09 (9)	**38**	46:08 (8)	**40**	50:34 (8)	**46**	52:53 (8)
	8:14								*3:33*		*1:30*								
11	3:20 (3)	*12*	5:13 (8)	*13*	4:15 (7)	*14*	1:10 (5)	*15*	1:46 (6)	*16*	13:01 (6)	*17*	7:08 (4)	*18*	5:19 (5)	*19*	4:34 (4)	*20*	2:40 (6)
61	56:13 (8)	**62**	1:01:26 (8)	**60**	1:05:41 (8)	**44**	1:06:51 (8)	**45**	1:08:37 (8)	**47**	1:21:38 (8)	**50**	1:28:46 (8)	**51**	1:34:05 (8)	**52**	1:38:39 (7)	**53**	1:41:19 (6)
			0:48								*2:18*								
21	7:17 (7)	*22*	1:27 (3)	*>>*	0:28														
48	1:48:36 (6)	**100**	1:50:03 (6)	**FIN**	1:50:31														
	1:10																		

7	NIKOLAYENKO RUSLAN	UKR - Ukraine	49	27 DEC 1988	1:51:39

1	4:31 (7)	*2*	2:32 (8)	*3*	3:24 (9)	*4*	1:40 (4)	*5*	5:59 (4)	*6*	9:25 (6)	*7*	5:51 (6)	*8*	1:49 (9)	*9*	4:58 (9)	*10*	8:16 (15)
37	4:31 (7)	**36**	7:03 (6)	**33**	10:27 (7)	**49**	12:07 (4)	**39**	18:06 (4)	**41**	27:31 (4)	**43**	33:22 (5)	**38**	35:11 (5)	**40**	40:09 (5)	**46**	48:25 (6)
											0:58						*0:25*		*5:50*
11	4:08 (8)	*12*	4:38 (6)	*13*	3:34 (2)	*14*	1:15 (7)	*15*	4:07 (15)	*16*	12:33 (5)	*17*	7:43 (6)	*18*	5:24 (6)	*19*	6:11 (8)	*20*	4:25 (8)
61	52:33 (6)	**62**	57:11 (7)	**60**	1:00:45 (7)	**44**	1:02:00 (7)	**45**	1:06:07 (7)	**47**	1:18:40 (7)	**50**	1:26:23 (7)	**51**	1:31:47 (7)	**52**	1:37:58 (6)	**53**	1:42:23 (7)
									1:47								*1:13*		*1:23*
21	6:42 (6)	*22*	2:03 (7)	*>>*	0:31														
48	1:49:05 (7)	**100**	1:51:08 (7)	**FIN**	1:51:39														

8	SANKIN OLEKSANDR	UKR - Ukraine	51	11 JUL 1977	2:00:03

1	7:35 (14)	*2*	5:49 (18)	*3*	3:21 (8)	*4*	2:27 (6)	*5*	6:25 (11)	*6*	9:22 (5)	*7*	6:13 (7)	*8*	1:42 (6)	*9*	3:47 (4)	*10*	2:12 (6)
37	7:35 (14)	**36**	13:24 (13)	**33**	16:45 (13)	**49**	19:12 (12)	**39**	25:37 (10)	**41**	34:59 (8)	**43**	41:12 (8)	**38**	42:54 (7)	**40**	46:41 (7)	**46**	48:53 (7)
	2:22		*3:06*																
11	3:51 (6)	*12*	4:00 (4)	*13*	3:56 (5)	*14*	1:02 (3)	*15*	1:12 (1)	*16*	13:46 (9)	*17*	7:48 (7)	*18*	6:53 (9)	*19*	9:08 (12)	*20*	8:33 (11)
61	52:44 (7)	**62**	56:44 (6)	**60**	1:00:40 (6)	**44**	1:01:42 (6)	**45**	1:02:54 (6)	**47**	1:16:40 (6)	**50**	1:24:28 (6)	**51**	1:31:21 (6)	**52**	1:40:29 (8)	**53**	1:49:02 (8)
											2:40				*1:21*		*4:03*		*5:24*
21	8:08 (9)	*22*	2:09 (8)	*>>*	0:44														
48	1:57:10 (8)	**100**	1:59:19 (8)	**FIN**	2:00:03														
	1:38																		

9	MELIN JESPER	SWE - Sweden	35	06 FEB 1996	2:30:07

1	5:29 (11)	*2*	5:32 (17)	*3*	3:59 (14)	*4*	2:33 (7)	*5*	6:35 (13)	*6*	14:28 (15)	*7*	10:19 (18)	*8*	1:26 (1)	*9*	5:26 (10)	*10*	5:58 (14)
37	5:29 (11)	**36**	11:01 (12)	**33**	15:00 (12)	**49**	17:33 (11)	**39**	24:08 (9)	**41**	38:36 (9)	**43**	48:55 (12)	**38**	50:21 (11)	**40**	55:47 (9)	**46**	1:01:45 (9)
			2:00								*5:05*		*3:29*						*2:36*
11	4:31 (12)	*12*	7:14 (16)	*13*	4:20 (8)	*14*	1:04 (4)	*15*	1:45 (5)	*16*	21:34 (12)	*17*	8:17 (8)	*18*	11:16 (12)	*19*	8:14 (10)	*20*	9:15 (12)
61	1:06:16 (9)	**62**	1:13:30 (9)	**60**	1:17:50 (9)	**44**	1:18:54 (9)	**45**	1:20:39 (9)	**47**	1:42:13 (9)	**50**	1:50:30 (9)	**51**	2:01:46 (9)	**52**	2:10:00 (9)	**53**	2:19:15 (9)
			1:37								*9:39*				*4:55*		*2:20*		*5:17*
21	7:52 (8)	*22*	2:19 (9)	*>>*	0:41														
48	2:27:07 (9)	**100**	2:29:26 (9)	**FIN**	2:30:07														

10	AYDOGDU YUSUFEMRE	TUR - Turkey	38	03 AUG 1998	2:39:05

1	11:12 (16)	*2*	6:13 (19)	*3*	4:54 (19)	*4*	4:10 (16)	*5*	6:58 (14)	*6*	14:37 (16)	*7*	7:32 (15)	*8*	2:21 (13)	*9*	4:27 (8)	*10*	12:19 (16)
37	11:12 (16)	**36**	17:25 (18)	**33**	22:19 (18)	**49**	26:29 (18)	**39**	33:27 (16)	**41**	48:04 (14)	**43**	55:36 (14)	**38**	57:57 (13)	**40**	1:02:24 (11)	**46**	1:14:43 (13)
	4:25		*1:56*								*4:29*								*8:12*
11	4:30 (11)	*12*	7:09 (14)	*13*	5:49 (15)	*14*	1:27 (10)	*15*	2:21 (9)	*16*	17:51 (10)	*17*	11:10 (12)	*18*	7:09 (10)	*19*	8:27 (11)	*20*	6:54 (10)
61	1:19:13 (13)	**62**	1:26:22 (12)	**60**	1:32:11 (12)	**44**	1:33:38 (12)	**45**	1:35:59 (11)	**47**	1:53:50 (10)	**50**	2:05:00 (11)	**51**	2:12:09 (10)	**52**	2:20:36 (10)	**53**	2:27:30 (11)
			0:47														*1:48*		*2:11*
21	8:26 (10)	*22*	2:26 (11)	*>>*	0:43														
48	2:35:56 (10)	**100**	2:38:22 (10)	**FIN**	2:39:05														

THU 27 JUL 2017
Start time: 10:30

Split Time

As of THU 27 JUL 2017 at 14:26

Rank	Name	NOC	Bib	Date of Birth	Time
11	EREN EMRAH	TUR - Turkey	70	15 MAY 1991	2:40:00

1	7:05 (13)	*2*	3:28 (14)	*3*	4:18 (15)	*4*	6:56 (19)	*5*	9:24 (17)	*6*	10:49 (10)	*7*	6:19 (9)	*8*	1:42 (6)	*9*	13:52 (12)	*10*	4:02 (11)
37	7:05 (13)	**36**	10:33 (11)	**33**	14:51 (11)	**49**	21:47 (14)	**39**	31:11 (14)	**41**	42:00 (12)	**43**	48:19 (11)	**38**	50:01 (10)	**40**	1:03:53 (12)	**46**	1:07:55 (11)
							2:41		*1:45*								*7:37*		
11	9:51 (17)	*12*	5:17 (9)	*13*	4:40 (10)	*14*	3:03 (14)	*15*	12:21 (16)	*16*	13:34 (8)	*17*	8:17 (8)	*18*	13:49 (13)	*19*	6:45 (9)	*20*	5:59 (9)
61	1:17:46 (11)	**62**	1:23:03 (10)	**60**	1:27:43 (10)	**44**	1:30:46 (11)	**45**	1:43:07 (12)	**47**	1:56:41 (11)	**50**	2:04:58 (10)	**51**	2:18:47 (12)	**52**	2:25:32 (12)	**53**	2:31:31 (12)
	4:01								*8:19*						*6:42*				*1:15*
21	6:36 (5)	*22*	1:19 (1)	>>	0:34														
48	2:38:07 (11)	**100**	2:39:26 (11)	**FIN**	2:40:00														

12	JABR DANIELE	ITA - Italy	10	18 APR 1977	2:54:48

1	4:36 (8)	*2*	12:01 (21)	*3*	3:29 (10)	*4*	3:01 (11)	*5*	6:20 (8)	*6*	10:59 (11)	*7*	6:46 (12)	*8*	2:05 (11)	*9*	18:21 (15)	*10*	5:41 (13)
37	4:36 (8)	**36**	16:37 (17)	**33**	20:06 (16)	**49**	23:07 (15)	**39**	29:27 (13)	**41**	40:26 (11)	**43**	47:12 (10)	**38**	49:17 (9)	**40**	1:07:38 (13)	**46**	1:13:19 (12)
			8:11														*12:34*		*2:01*
11	4:31 (12)	*12*	6:14 (11)	*13*	4:51 (11)	*14*	1:31 (11)	*15*	3:36 (14)	*16*	26:15 (13)	*17*	9:33 (11)	*18*	6:50 (8)	*19*	6:09 (7)	*20*	4:22 (7)
61	1:17:50 (12)	**62**	1:24:04 (11)	**60**	1:28:55 (11)	**44**	1:30:26 (10)	**45**	1:34:02 (10)	**47**	2:00:17 (12)	**50**	2:09:50 (12)	**51**	2:16:40 (11)	**52**	2:22:49 (11)	**53**	2:27:11 (10)
			0:19								*14:02*								
21	23:03 (12)	*22*	3:23 (12)	>>	1:11														
48	2:50:14 (12)	**100**	2:53:37 (12)	**FIN**	2:54:48														
	15:26																		

-	ALTYNKHAN AIDAR	KAZ - Kazakhstan	12	12 OCT 1995	Over Time

1	10:53 (15)	*2*	3:22 (12)	*3*	5:22 (20)	*4*	3:44 (13)	*5*	9:47 (18)	*6*	29:03 (18)	*7*	26:49 (19)	*8*	2:41 (15)	*9*	30:17 (17)	*10*	1:12:02 (-)
37	10:53 (15)	**36**	14:15 (14)	**33**	19:37 (15)	**49**	23:21 (16)	**39**	33:08 (15)	**41**	1:02:11 (17)	**43**	1:29:00 (18)	**38**	1:31:41 (17)	**40**	2:01:58 (18)	~~99~~	3:14:00 (-)
>>	-:--																		
FIN	-:--																		

-	GALYMOV ALMAS	KAZ - Kazakhstan	14	14 AUG 1996	Over Time

1	21:07 (20)	*2*	3:11 (11)	*3*	3:33 (11)	*4*	1:38 (3)	*5*	6:20 (8)	*6*	57:28 (19)	*7*	6:15 (8)	*8*	2:55 (17)	*9*	18:23 (16)	*10*	3:34 (9)
37	21:07 (20)	**36**	24:18 (20)	**33**	27:51 (20)	**49**	29:29 (19)	**39**	35:49 (18)	**41**	1:33:17 (19)	**43**	1:39:32 (19)	**38**	1:42:27 (18)	**40**	2:00:50 (17)	**46**	2:04:24 (17)
11	4:31 (12)	*12*	6:15 (12)	*13*	5:14 (12)	*14*	1:47 (13)	*15*	2:31 (10)	*16*	36:24 (14)	>>	-:--						
61	2:08:55 (17)	**62**	2:15:10 (16)	**60**	2:20:24 (16)	**44**	2:22:11 (16)	**45**	2:24:42 (16)	**47**	3:01:06 (15)	**FIN**	-:--						

-	THESBJERG ALLAN	DEN - Denmark	2	05 OCT 1971	Missing Punch

1	5:47 (12)	*2*	3:25 (13)	*3*	3:38 (12)	*4*	1:35 (2)	*5*	6:21 (10)	*6*	10:30 (9)	*7*	7:36 (16)	*8*	8:23 (-)	*9*	2:11 (-)	*10*	10:30 (-)
37	5:47 (12)	**36**	9:12 (9)	**33**	12:50 (8)	**49**	14:25 (6)	**39**	20:46 (6)	**41**	31:16 (7)	**43**	38:52 (7)	~~40~~	47:15 (-)	~~46~~	49:26 (-)	~~61~~	59:56 (-)
11	5:13 (-)	*12*	4:15 (-)	*13*	1:42 (-)	*14*	4:10 (-)	*15*	15:43 (-)	*16*	9:23 (-)	*17*	6:59 (-)	*18*	6:02 (-)	*19*	3:21 (-)	*20*	7:32 (-)
~~62~~	1:05:09 (-)	~~60~~	1:09:24 (-)	~~44~~	1:11:06 (-)	~~45~~	1:15:16 (-)	~~47~~	1:30:59 (-)	~~50~~	1:40:22 (-)	~~51~~	1:47:21 (-)	~~52~~	1:53:23 (-)	~~53~~	1:56:44 (-)	~~48~~	2:04:16 (-)
21	1:57 (-)	>>	0:39																
~~100~~	2:06:13 (-)	**FIN**	2:06:52																

-	BOROS IMRE	HUN - Hungary	7	04 AUG 1977	Missing Punch

1	13:38 (18)	*2*	6:15 (20)	*3*	4:19 (16)	*4*	12:22 (21)	*5*	6:33 (12)	*6*	12:24 (13)	*7*	6:38 (10)	*8*	2:17 (12)	*9*	18:17 (13)	*10*	4:26 (12)
37	13:38 (18)	**36**	19:53 (19)	**33**	24:12 (19)	**49**	36:34 (20)	**39**	43:07 (19)	**41**	55:31 (16)	**43**	1:02:09 (16)	**38**	1:04:26 (15)	**40**	1:22:43 (14)	**46**	1:27:09 (14)
11	3:27 (4)	*12*	5:35 (10)	*13*	5:18 (13)	*14*	3:49 (16)	*15*	2:36 (11)	*16*	19:12 (11)	*17*	12:42 (13)	*18*	7:19 (11)	*19*	18:51 (-)	*20*	1:53 (-)
61	1:30:36 (14)	**62**	1:36:11 (13)	**60**	1:41:29 (13)	**44**	1:45:18 (13)	**45**	1:47:54 (13)	**47**	2:07:06 (13)	**50**	2:19:48 (13)	**51**	2:27:07 (13)	~~100~~	2:45:58 (-)	~~99~~	2:47:51 (-)
>>	0:01																		
FIN	2:47:52																		

THU 27 JUL 2017
Start time: 10:30

Split Time

As of THU 27 JUL 2017 at 14:26

Rank	Name	NOC	Bib	Date of Birth	Time
-	FERRARA CLAUDIO	ITA - Italy	9	18 JUN 1980	Did Not Finish

1	5:18 (10)	*2*	3:06 (9)	*3*	4:50 (18)	*4*	2:48 (9)	*5*	43:36 (21)	*6*	11:08 (12)	*7*	7:42 (17)	*8*	3:12 (18)	*9*	18:17 (13)	*10*	3:32 (8)
37	5:18 (10)	**36**	8:24 (8)	**33**	13:14 (10)	**49**	16:02 (9)	**39**	59:38 (20)	**41**	1:10:46 (18)	**43**	1:18:28 (17)	**38**	1:21:40 (16)	**40**	1:39:57 (16)	**46**	1:43:29 (15)
11	4:25 (10)	*12*	6:15 (12)	*13*	5:23 (14)	*14*	1:38 (12)	*15*	2:37 (12)	*16*	36:33 (15)	>>	-:--						
61	1:47:54 (15)	**62**	1:54:09 (14)	**60**	1:59:32 (14)	**44**	2:01:10 (14)	**45**	2:03:47 (14)	**47**	2:40:20 (14)	**FIN**	-:--						

-	LEROSE LUIGI	ITA - Italy	11	11 JUL 1977	Did Not Finish

1	4:57 (9)	*2*	4:27 (15)	*3*	3:41 (13)	*4*	4:04 (15)	*5*	11:21 (19)	*6*	14:02 (14)	*7*	6:46 (12)	*8*	2:34 (14)	*9*	8:45 (11)	*10*	3:46 (10)
37	4:57 (9)	**36**	9:24 (10)	**33**	13:05 (9)	**49**	17:09 (10)	**39**	28:30 (11)	**41**	42:32 (13)	**43**	49:18 (13)	**38**	51:52 (12)	**40**	1:00:37 (10)	**46**	1:04:23 (10)
11	4:16 (9)	*12*	20:10 (-)	>>	-:--															
61	1:08:39 (10)	~~99~~	1:28:49 (-)	**FIN**	-:--															

-	VOLUNGEVICIUS MANTAS	LTU - Lithuania	23	19 FEB 1984	Did Not Finish

1	4:18 (4)	*2*	1:52 (4)	*3*	2:56 (6)	*4*	6:35 (18)	*5*	6:07 (7)	*6*	36:33 (-)	*7*	0:54 (-)	>>	-:--					
37	4:18 (4)	**36**	6:10 (4)	**33**	9:06 (4)	**49**	15:41 (8)	**39**	21:48 (8)	~~100~~	58:21 (-)	~~99~~	59:15 (-)	**FIN**	59:15					

-	MUSSABEKOV YERBOL	KAZ - Kazakhstan	15	08 JUL 1996	Did Not Finish

1	1:19:20 (21)	*2*	4:41 (16)	*3*	4:36 (17)	*4*	8:33 (20)	*5*	33:07 (20)	*6*	40:57 (-)	>>	0:01							
37	1:19:20 (21)	**36**	1:24:01 (21)	**33**	1:28:37 (21)	**49**	1:37:10 (21)	**39**	2:10:17 (21)	~~99~~	2:51:14 (-)	**FIN**	2:51:15							

-	KAYAN HAKAN	TUR - Turkey	42	06 JAN 1978	Did Not Finish

1	13:40 (19)	*2*	2:30 (7)	*3*	5:56 (21)	*4*	2:40 (8)	*5*	8:57 (15)	*6*	20:52 (17)	*7*	6:57 (14)	*8*	2:42 (16)	*9*	30:48 (18)	*10*	15:48 (17)
37	13:40 (19)	**36**	16:10 (16)	**33**	22:06 (17)	**49**	24:46 (17)	**39**	33:43 (17)	**41**	54:35 (15)	**43**	1:01:32 (15)	**38**	1:04:14 (14)	**40**	1:35:02 (15)	**46**	1:50:50 (16)
11	5:34 (15)	*12*	7:10 (15)	*13*	7:40 (16)	*14*	3:34 (15)	*15*	3:12 (13)	*16*	34:42 (-)	*17*	2:52 (-)	>>	0:01					
61	1:56:24 (16)	**62**	2:03:34 (15)	**60**	2:11:14 (15)	**44**	2:14:48 (15)	**45**	2:18:00 (15)	~~100~~	2:52:42 (-)	~~99~~	2:55:34 (-)	**FIN**	2:55:35					

LEGEND

Sequence Prog.-> X xx:xx (xx) <- Split time and partial position
Point Code-> XX xx:xx (xx) <- Progressive time and temporary position
xx:xx <- Estimated time error

SAT 29 JUL 2017
Start time: 10:00

Relay Start List

As of FRI 28 JUL 2017 at 20:11

Name	NOC	Bib	Card No	Date of Birth	Start time
MAKAROVA MARIIA	RUS - Russian Federation	03-1	8627070	05 NOV 1991	0:10
ROSINK MARINA ALEXEEVNA	RUS - Russian Federation	03-2	8626517	12 MAY 1983	--:--
NAIDIONOVA ANTONINA GRIGORYEVNA	RUS - Russian Federation	03-3	8625668	29 MAR 1990	--:--
AKTAS SEVDA	TUR - Turkey	04-1	8628314	21 JUN 1998	0:10
KARAHAN HURIYE	TUR - Turkey	04-2	8628304	24 JUL 1998	--:--
DEMIRCI KADRIYE	TUR - Turkey	04-3	8628419	10 SEP 1990	--:--
SIBIRYAKOVA YANA	KAZ - Kazakhstan	01-1	8621115	15 SEP 1987	0:10
TEREKHOVA TATYANA	KAZ - Kazakhstan	01-2	8621371	16 NOV 2000	--:--
AYAPBERGENOVA AIGERIM	KAZ - Kazakhstan	01-3	8622092	17 DEC 1991	--:--
ATGALAINE ADRIJA	LTU - Lithuania	02-1	8624243	16 JUL 1986	0:10
VOLUNGEVICIENE JUDITA	LTU - Lithuania	02-2	8624083	17 JUL 1985	--:--
LUKOSIENE SANDRA	LTU - Lithuania	02-3	8623913	17 DEC 1986	--:--
FEDOSIEIEVA HANNA	UKR - Ukraine	05-1	8649816	19 MAY 1993	0:10
BIDA TETIANA	UKR - Ukraine	05-2	8649632	21 FEB 1982	--:--
MELNYK IANA	UKR - Ukraine	05-3	8649648	15 JUN 1984	--:--

SAT 29 JUL 2017
Start time: 10:00

Relay Start List

As of FRI 28 JUL 2017 at 20:11

Name	NOC	Bib	Card No	Date of Birth	Start time
AYDOGDU YUSUFEMRE	TUR - Turkey	11-1	8628376	03 AUG 1998	0:00
KAYAN HAKAN	TUR - Turkey	11-2	8628305	06 JAN 1978	--:--
EREN EMRAH	TUR - Turkey	11-3	8627423	15 MAY 1991	--:--
NOVIKOV PAVEL VALERYEVICH	RUS - Russian Federation	10-1	8626448	04 NOV 1992	0:00
GRININ VLADIMIR NIKOLAEVICH	RUS - Russian Federation	10-2	8626706	09 FEB 1991	--:--
DINGES VIKTOR EVGENYEVICH	RUS - Russian Federation	10-3	8649946	05 MAY 1985	--:--
LEROSE LUIGI	ITA - Italy	07-1	8620699	11 JUL 1977	0:00
JABR DANIELE	ITA - Italy	07-2	8620742	18 APR 1977	--:--
FERRARA CLAUDIO	ITA - Italy	07-3	8620782	18 JUN 1980	--:--
BOROS IMRE	HUN - Hungary	06-1	8620319	04 AUG 1977	0:00
MIHÁLYI FERENC	HUN - Hungary	06-2	8620185	30 OCT 1984	--:--
BOJTOR SZABOLCS	HUN - Hungary	06-3	8620512	25 JAN 1990	--:--
VOLUNGEVICIUS MANTAS	LTU - Lithuania	09-1	8625358	19 FEB 1984	0:00
DIRZIUTE GEDVILE	LTU - Lithuania	09-2	8629580	02 NOV 1995	--:--
KUZMINSKIS TOMAS	LTU - Lithuania	09-3	8624264	24 MAY 1978	--:--
AMOAKWA TITUS NANA YAW	GHA - Ghana	13-1	0	19 DEC 1987	0:00
KUMAH BERNARD	GHA - Ghana	13-2	0	28 JUN 1987	--:--
ALTYNKHAN AIDAR	KAZ - Kazakhstan	08-1	8621996	12 OCT 1995	0:00
GALYMOV ALMAS	KAZ - Kazakhstan	08-2	8623905	14 AUG 1996	--:--
MUSSABEKOV YERBOL	KAZ - Kazakhstan	08-3	8621108	08 JUL 1996	--:--
PLAKHOTNIK DMYTRO	UKR - Ukraine	12-1	8628534	15 DEC 1987	0:00
NIKOLAYENKO RUSLAN	UKR - Ukraine	12-2	8628508	27 DEC 1988	--:--
SANKIN OLEKSANDR	UKR - Ukraine	12-3	8629570	11 JUL 1977	--:--

SAT 29 JUL 2017
Start time: 10:00

Result Relay

As of SAT 29 JUL 2017 at 13:23

Rank	Name	NOC	Bib	Prog.	Time
1	MAKAROVA MARIIA	RUS - Russian Federation	31	28:21 (1)	28:21 (1)
	ROSINK MARINA ALEXEEVNA	RUS - Russian Federation	32	1:00:47 (1)	32:26 (1)
	NAIDIONOVA ANTONINA GRIGORYEVNA	RUS - Russian Federation	33	1:28:31 (1)	27:44 (1)
					1:28:31
2	FEDOSIEIEVA HANNA	UKR - Ukraine	51	34:02 (3)	34:02 (3)
	BIDA TETIANA	UKR - Ukraine	52	1:09:21 (2)	35:19 (2)
	MELNYK IANA	UKR - Ukraine	53	1:41:20 (2)	31:59 (2)
					1:41:20
3	ATGALAINE ADRIJA	LTU - Lithuania	21	33:28 (2)	33:28 (2)
	VOLUNGEVICIENE JUDITA	LTU - Lithuania	22	1:10:23 (3)	36:55 (3)
	LUKOSIENE SANDRA	LTU - Lithuania	23	1:59:59 (3)	49:36 (3)
					1:59:59
-	AKTAS SEVDA	TUR - Turkey	41	--	Over Time
	KARAHAN HURIYE	TUR - Turkey	42	--	Did Not Finish
	DEMIRCI KADRIYE	TUR - Turkey	43	--	Over Time
					Over Time
-	SIBIRYAKOVA YANA	KAZ - Kazakhstan	11	--	Over Time
	TEREKHOVA TATYANA	KAZ - Kazakhstan	12	--	Over Time
	AYAPBERGENOVA AIGERIM	KAZ - Kazakhstan	13	--	Over Time
					Over Time

SAT 29 JUL 2017
Start time: 10:00

Result Relay

As of SAT 29 JUL 2017 at 13:23

Rank	Name	NOC	Bib	Prog.	Time
1	NOVIKOV PAVEL VALERYEVICH	RUS - Russian Federation	101	37:00 (1)	37:00 (1)
	GRININ VLADIMIR NIKOLAEVICH	RUS - Russian Federation	102	1:11:48 (1)	34:48 (1)
	DINGES VIKTOR EVGENYEVICH	RUS - Russian Federation	103	1:45:58 (1)	34:10 (1)
					1:45:58
2	PLAKHOTNIK DMYTRO	UKR - Ukraine	121	38:10 (2)	38:10 (2)
	NIKOLAYENKO RUSLAN	UKR - Ukraine	122	1:19:08 (2)	40:58 (2)
	SANKIN OLEKSANDR	UKR - Ukraine	123	2:01:38 (2)	42:30 (3)
					2:01:38
3	VOLUNGEVICIUS MANTAS	LTU - Lithuania	91	44:58 (3)	44:58 (3)
	DIRZIUTE GEDVILE	LTU - Lithuania	92	1:52:57 (4)	1:07:59 (5)
	KUZMINSKIS TOMAS	LTU - Lithuania	93	2:29:30 (3)	36:33 (2)
					2:29:30
4	BOROS IMRE	HUN - Hungary	61	58:27 (4)	58:27 (4)
	MIHÁLYI FERENC	HUN - Hungary	62	1:42:40 (3)	44:13 (3)
	BOJTOR SZABOLCS	HUN - Hungary	63	2:33:55 (4)	51:15 (4)
					2:33:55
5	LEROSE LUIGI	ITA - Italy	71	1:00:11 (5)	1:00:11 (5)
	JABR DANIELE	ITA - Italy	72	1:55:55 (5)	55:44 (4)
	FERRARA CLAUDIO	ITA - Italy	73	3:20:32 (5)	1:24:37 (6)
					3:20:32
-	ALTYNKHAN AIDAR	KAZ - Kazakhstan	81	--	Over Time
	GALYMOV ALMAS	KAZ - Kazakhstan	82	--	Over Time
	MUSSABEKOV YERBOL	KAZ - Kazakhstan	83	--	Over Time
					Over Time
-	AYDOGDU YUSUFEMRE	TUR - Turkey	111	--	1:25:37 (6)
	KAYAN HAKAN	TUR - Turkey	112	--	Missing Punch
	EREN EMRAH	TUR - Turkey	113	--	53:46 (5)
					Missing Punch
-	AMOAKWA TITUS NANA YAW	GHA - Ghana	131	--	Did Not Start
	KUMAH BERNARD	GHA - Ghana	132	--	Did Not Start
					Incomplete

SAT 29 JUL 2017
Start time: 10:00

Split Time

As of SAT 29 JUL 2017 at 13:52

Rank	Name	NOC	Bib	Date of Birth	Time
1	NAIDIONOVA ANTONINA GRIGORYEVNA	RUS - Russian Federation	33	29 MAR 1990	27:44

1	1:52	*2*	2:13	*3*	2:48	*4*	3:37	*5*	4:53	*6*	2:04	*7*	1:13	*8*	0:32	*9*	2:11	*10*	4:04
31	1:52	34	4:05	36	6:53	50	10:30	44	15:23	45	17:27	100	18:40	38	19:12	39	21:23	42	25:27
11	1:49	>>	0:28																
100	27:16	FIN	27:44																

2	MAKAROVA MARIIA											RUS - Russian Federation						31	05 NOV 1991	28:21
1	2:31	*2*	2:01	*3*	2:46	*4*	3:48	*5*	4:32	*6*	1:40	*7*	1:27	*8*	0:32	*9*	2:16	*10*	3:19	
32	2:31	34	4:32	37	7:18	50	11:06	40	15:38	45	17:18	100	18:45	38	19:17	39	21:33	41	24:52	
11	3:02	>>	0:27																	
100	27:54	FIN	28:21																	

3	MELNYK IANA											UKR - Ukraine						53	15 JUN 1984	31:59
1	2:44	*2*	3:43	*3*	3:31	*4*	3:24	*5*	6:13	*6*	2:22	*7*	1:11	*8*	0:26	*9*	2:07	*10*	3:28	
33	2:44	34	6:27	37	9:58	50	13:22	44	19:35	45	21:57	100	23:08	38	23:34	39	25:41	43	29:09	
11	2:17	>>	0:33																	
100	31:26	FIN	31:59																	

4	ROSINK MARINA ALEXEEVNA											RUS - Russian Federation						32	12 MAY 1983	32:26
1	3:05	*2*	2:24	*3*	3:09	*4*	4:44	*5*	6:29	*6*	2:28	*7*	1:19	*8*	0:32	*9*	2:22	*10*	3:17	
33	3:05	34	5:29	35	8:38	50	13:22	44	19:51	45	22:19	100	23:38	38	24:10	39	26:32	43	29:49	
11	2:11	>>	0:26																	
100	32:00	FIN	32:26																	

5	ATGALAINE ADRIJA											LTU - Lithuania						21	16 JUL 1986	33:28
1	3:08	*2*	3:08	*3*	3:42	*4*	4:05	*5*	5:56	*6*	1:57	*7*	1:19	*8*	0:29	*9*	2:36	*10*	4:18	
33	3:08	34	6:16	36	9:58	50	14:03	40	19:59	45	21:56	100	23:15	38	23:44	39	26:20	42	30:38	
11	2:22	>>	0:28																	
100	33:00	FIN	33:28																	

6	FEDOSIEIEVA HANNA											UKR - Ukraine						51	19 MAY 1993	34:02
1	2:06	*2*	2:21	*3*	-:--	*4*	11:17	*5*	4:26	*6*	1:42	*7*	1:20	*8*	0:29	*9*	2:37	*10*	4:52	
31	2:06	34	4:27	35	4:27	50	15:44	40	20:10	45	21:52	100	23:12	38	23:41	39	26:18	41	31:10	
11	2:23	>>	0:29																	
100	33:33	FIN	34:02																	

7	BIDA TETIANA											UKR - Ukraine						52	21 FEB 1982	35:19
1	2:24	*2*	2:03	*3*	4:03	*4*	4:09	*5*	6:40	*6*	2:54	*7*	1:14	*8*	0:34	*9*	2:29	*10*	6:32	
32	2:24	34	4:27	36	8:30	50	12:39	44	19:19	45	22:13	100	23:27	38	24:01	39	26:30	42	33:02	
11	1:52	>>	0:25																	
100	34:54	FIN	35:19																	

8	VOLUNGEVICIENE JUDITA											LTU - Lithuania						22	17 JUL 1985	36:55
1	2:33	*2*	2:32	*3*	3:31	*4*	4:36	*5*	7:34	*6*	3:34	*7*	1:24	*8*	0:35	*9*	3:09	*10*	4:05	
32	2:33	34	5:05	37	8:36	50	13:12	44	20:46	45	24:20	100	25:44	38	26:19	39	29:28	41	33:33	
11	2:51	>>	0:31																	
100	36:24	FIN	36:55																	

SAT 29 JUL 2017
Start time: 10:00

Split Time

As of SAT 29 JUL 2017 at 13:52

Rank	Name	NOC	Bib	Date of Birth	Time
9	LUKOSIENE SANDRA	LTU - Lithuania	23	17 DEC 1986	49:36
	1 2:22 *2* 3:36 *3* 3:32 *4* 17:03 *5* 6:31 *6* 2:54 *7* 1:26 *8* 0:41 *9* 3:32 *10* 5:14				
	31 2:22 34 5:58 35 9:30 50 26:33 44 33:04 45 35:58 100 37:24 38 38:05 39 41:37 43 46:51				
	11 2:13 >> 0:32				
	100 49:04 FIN 49:36				
-	AYAPBERGENOVA AIGERIM	KAZ - Kazakhstan	13	17 DEC 1991	Over Time
	1 5:42 *2* 20:38 *3* 7:03 *4* 14:00 *5* 13:57 *6* 7:41 *7* 1:26 *8* 0:33 *9* 8:26 *10* 5:15				
	32 5:42 34 26:20 35 33:23 50 47:23 44 1:01:20 45 1:09:01 100 1:10:27 38 1:11:00 39 1:19:26 41 1:24:41				
	11 6:29 >> 0:28				
	100 1:31:10 FIN 1:31:38				
-	TEREKHOVA TATYANA	KAZ - Kazakhstan	12	16 NOV 2000	Over Time
	1 7:10 *2* 19:24 *3* 5:49 *4* 14:37 *5* 14:32 *6* 7:35 *7* 1:28 *8* 0:35 *9* 8:01 *10* 6:37				
	33 7:10 34 26:34 36 32:23 50 47:00 44 1:01:32 45 1:09:07 100 1:10:35 38 1:11:10 39 1:19:11 42 1:25:48				
	11 6:04 >> 0:35				
	100 1:31:52 FIN 1:32:27				
-	SIBIRYAKOVA YANA	KAZ - Kazakhstan	11	15 SEP 1987	Over Time
	1 3:11 *2* 29:15 *3* 14:33 *4* 25:23 *5* 12:28 *6* 3:14 *7* 1:39 *8* 0:26 *9* 8:33 *10* 5:17				
	31 3:11 34 32:26 37 46:59 50 1:12:22 40 1:24:50 45 1:28:04 100 1:29:43 38 1:30:09 39 1:38:42 43 1:43:59				
	11 4:53 >> 0:27				
	100 1:48:52 FIN 1:49:19				
-	AKTAS SEVDA	TUR - Turkey	41	21 JUN 1998	Over Time
	1 9:34 *2* 34:45 *3* 8:24 *4* 19:33 *5* 33:00 *6* 5:41 *7* 3:41 *8* 0:45 *9* 23:18 *10* 12:38				
	33 9:34 34 44:19 35 52:43 50 1:12:16 40 1:45:16 45 1:50:57 100 1:54:38 38 1:55:23 39 2:18:41 41 2:31:19				
	11 10:27 >> 0:41				
	100 2:41:46 FIN 2:42:27				
-	DEMIRCI KADRIYE	TUR - Turkey	43	10 SEP 1990	Wrong Punch
	1 5:08 *2* 26:14 *3* 6:58 *4* 24:30 *5* 16:14 *6* 5:37 *7* 1:48 *8* 0:54 *9* 5:39 *10* 22:18				
	32 5:08 34 31:22 37 38:20 50 1:02:50 44 1:19:04 45 1:24:41 100 1:26:29 38 1:27:23 39 1:33:02 100 1:55:20				
	11 0:45 >> -:--				
	99 1:56:05 FIN 1:55:58				
-	KARAHAN HURIYE	TUR - Turkey	42	24 JUL 1998	Did Not Finish
	1 11:26 *2* 36:38 >> -:--				
	31 11:26 34 48:04 FIN -:--				

LEGEND

Sequence Prog.-> X xx:xx (xx) <- Split time and partial position
Point Code-> XX xx:xx (xx) <- Progressive time and temporary position
xx:xx <- Estimated time error

SAT 29 JUL 2017
Start time: 10:00

Split Time

As of SAT 29 JUL 2017 at 13:52

Rank	Name	NOC	Bib	Date of Birth	Time
1	DINGES VIKTOR EVGENYEVICH	RUS - Russian Federation	103	05 MAY 1985	34:10

1	1:44	*2*	1:37	*3*	2:08	*4*	4:43	*5*	4:09	*6*	2:25	*7*	2:36	*8*	4:30	*9*	1:00	*10*	1:21
32	1:44	34	3:21	37	5:29	47	10:12	46	14:21	51	16:46	50	19:22	44	23:52	40	24:52	45	26:13
11	1:01	*12*	0:30	*13*	1:43	*14*	2:39	*15*	1:32	*>>*	0:32								
100	27:14	38	27:44	39	29:27	42	32:06	100	33:38	FIN	34:10								

Rank	Name	NOC	Bib	Date of Birth	Time
2	GRININ VLADIMIR NIKOLAEVICH	RUS - Russian Federation	102	09 FEB 1991	34:48

1	2:00	*2*	2:03	*3*	2:07	*4*	5:04	*5*	3:15	*6*	2:08	*7*	2:03	*8*	4:42	*9*	2:02	*10*	0:56
33	2:00	34	4:03	35	6:10	47	11:14	49	14:29	51	16:37	50	18:40	44	23:22	45	25:24	100	26:20
11	0:25	*12*	1:46	*13*	4:09	*14*	1:47	*>>*	0:21										
38	26:45	39	28:31	41	32:40	100	34:27	FIN	34:48										

Rank	Name	NOC	Bib	Date of Birth	Time
3	KUZMINSKIS TOMAS	LTU - Lithuania	93	24 MAY 1978	36:33

1	2:45	*2*	1:53	*3*	2:37	*4*	5:51	*5*	3:30	*6*	2:34	*7*	2:06	*8*	4:36	*9*	0:57	*10*	1:17
33	2:45	34	4:38	35	7:15	47	13:06	48	16:36	51	19:10	50	21:16	44	25:52	40	26:49	45	28:06
11	1:06	*12*	0:23	*13*	1:54	*14*	2:45	*15*	1:53	*>>*	0:26								
100	29:12	38	29:35	39	31:29	41	34:14	100	36:07	FIN	36:33								

Rank	Name	NOC	Bib	Date of Birth	Time
4	NOVIKOV PAVEL VALERYEVICH	RUS - Russian Federation	101	04 NOV 1992	37:00

1	1:33	*2*	2:31	*3*	2:47	*4*	5:17	*5*	3:40	*6*	1:56	*7*	2:26	*8*	4:22	*9*	2:38	*10*	1:26
31	1:33	34	4:04	36	6:51	47	12:08	48	15:48	51	17:44	50	20:10	44	24:32	40	27:10	45	28:36
11	1:09	*12*	0:22	*13*	2:42	*14*	2:22	*15*	1:24	*>>*	0:25								
100	29:45	38	30:07	39	32:49	43	35:11	100	36:35	FIN	37:00								

Rank	Name	NOC	Bib	Date of Birth	Time
5	PLAKHOTNIK DMYTRO	UKR - Ukraine	121	15 DEC 1987	38:10

1	1:35	*2*	2:51	*3*	2:41	*4*	5:24	*5*	3:09	*6*	2:43	*7*	2:13	*8*	5:07	*9*	0:52	*10*	1:20
31	1:35	34	4:26	36	7:07	47	12:31	49	15:40	51	18:23	50	20:36	44	25:43	40	26:35	45	27:55
11	1:04	*12*	0:26	*13*	2:03	*14*	3:26	*15*	2:53	*>>*	0:23								
100	28:59	38	29:25	39	31:28	42	34:54	100	37:47	FIN	38:10								

Rank	Name	NOC	Bib	Date of Birth	Time
6	NIKOLAYENKO RUSLAN	UKR - Ukraine	122	27 DEC 1988	40:58

1	2:35	*2*	2:06	*3*	2:56	*4*	5:33	*5*	4:16	*6*	3:20	*7*	2:16	*8*	5:47	*9*	2:28	*10*	1:09
33	2:35	34	4:41	35	7:37	47	13:10	48	17:26	51	20:46	50	23:02	44	28:49	45	31:17	100	32:26
11	0:37	*12*	2:17	*13*	3:03	*14*	2:10	*>>*	0:25										
38	33:03	39	35:20	41	38:23	100	40:33	FIN	40:58										

Rank	Name	NOC	Bib	Date of Birth	Time
7	SANKIN OLEKSANDR	UKR - Ukraine	123	11 JUL 1977	42:30

1	2:02	*2*	2:01	*3*	4:12	*4*	6:04	*5*	4:52	*6*	4:03	*7*	2:11	*8*	4:47	*9*	0:51	*10*	1:40
32	2:02	34	4:03	37	8:15	47	14:19	46	19:11	51	23:14	50	25:25	44	30:12	40	31:03	45	32:43
11	1:08	*12*	0:30	*13*	2:12	*14*	3:39	*15*	1:47	*>>*	0:31								
100	33:51	38	34:21	39	36:33	43	40:12	100	41:59	FIN	42:30								

Rank	Name	NOC	Bib	Date of Birth	Time
8	MIHÁLYI FERENC	HUN - Hungary	62	30 OCT 1984	44:13

1	2:18	*2*	2:17	*3*	2:32	*4*	6:08	*5*	5:06	*6*	3:10	*7*	2:56	*8*	6:25	*9*	2:11	*10*	1:14
33	2:18	34	4:35	37	7:07	47	13:15	46	18:21	51	21:31	50	24:27	44	30:52	45	33:03	100	34:17
11	0:25	*12*	2:07	*13*	4:34	*14*	2:23	*>>*	0:27										
38	34:42	39	36:49	42	41:23	100	43:46	FIN	44:13										

SAT 29 JUL 2017
Start time: 10:00

Split Time

As of SAT 29 JUL 2017 at 13:52

Rank	Name	NOC	Bib	Date of Birth	Time
9	VOLUNGEVICIUS MANTAS	LTU - Lithuania	91	19 FEB 1984	44:58
	1 2:50 *2* 1:51 *3* 2:29 *4* 7:17 *5* 3:42 *6* 4:07 *7* 2:22 *8* 6:16 *9* 1:57 *10* 1:55				
	32 2:50 34 4:41 37 7:10 47 14:27 49 18:09 51 22:16 50 24:38 44 30:54 40 32:51 45 34:46				
	11 1:11 *12* 0:25 *13* 2:06 *14* 3:58 *15* 2:09 *>>* 0:23				
	100 35:57 38 36:22 39 38:28 42 42:26 100 44:35 FIN 44:58				
10	BOJTOR SZABOLCS	HUN - Hungary	63	25 JAN 1990	51:15
	1 2:08 *2* 2:37 *3* 3:58 *4* 8:18 *5* 4:38 *6* 4:13 *7* 2:59 *8* 7:33 *9* 0:53 *10* 1:31				
	31 2:08 34 4:45 36 8:43 47 17:01 49 21:39 51 25:52 50 28:51 44 36:24 40 37:17 45 38:48				
	11 1:28 *12* 0:31 *13* 4:16 *14* 3:15 *15* 2:25 *>>* 0:32				
	100 40:16 38 40:47 39 45:03 43 48:18 100 50:43 FIN 51:15				
11	EREN EMRAH	TUR - Turkey	113	15 MAY 1991	53:46
	1 1:50 *2* 3:38 *3* 3:20 *4* 6:53 *5* 4:28 *6* 3:15 *7* 4:27 *8* 7:17 *9* 2:40 *10* 1:54				
	31 1:50 34 5:28 35 8:48 47 15:41 48 20:09 51 23:24 50 27:51 44 35:08 40 37:48 45 39:42				
	11 2:01 *12* 0:18 *13* 2:31 *14* 6:40 *15* 2:14 *>>* 0:20				
	100 41:43 38 42:01 39 44:32 41 51:12 100 53:26 FIN 53:46				
12	JABR DANIELE	ITA - Italy	72	18 APR 1977	55:44
	1 5:45 *2* 2:10 *3* 3:33 *4* 7:49 *5* 4:29 *6* 4:39 *7* 3:18 *8* 7:49 *9* 2:22 *10* 1:13				
	31 5:45 34 7:55 35 11:28 47 19:17 48 23:46 51 28:25 50 31:43 44 39:32 45 41:54 100 43:07				
	11 0:31 *12* 3:09 *13* 5:59 *14* 2:33 *>>* 0:25				
	38 43:38 39 46:47 43 52:46 100 55:19 FIN 55:44				
13	BOROS IMRE	HUN - Hungary	61	04 AUG 1977	58:27
	1 2:14 *2* 3:24 *3* 5:56 *4* 6:45 *5* 4:56 *6* 3:14 *7* 3:15 *8* 9:09 *9* 2:10 *10* 1:36				
	32 2:14 34 5:38 35 11:34 47 18:19 48 23:15 51 26:29 50 29:44 44 38:53 40 41:03 45 42:39				
	11 1:14 *12* 0:29 *13* 2:18 *14* 9:10 *15* 2:10 *>>* 0:27				
	100 43:53 38 44:22 39 46:40 41 55:50 100 58:00 FIN 58:27				
14	LEROSE LUIGI	ITA - Italy	71	11 JUL 1977	1:00:11
	1 2:17 *2* 3:19 *3* 2:46 *4* 6:28 *5* 7:00 *6* 3:10 *7* 3:07 *8* 10:49 *9* 2:05 *10* 1:33				
	32 2:17 34 5:36 37 8:22 47 14:50 46 21:50 51 25:00 50 28:07 44 38:56 40 41:01 45 42:34				
	11 1:04 *12* 0:23 *13* 2:39 *14* 10:04 *15* 2:57 *>>* 0:30				
	100 43:38 38 44:01 39 46:40 42 56:44 100 59:41 FIN 1:00:11				
15	DIRZIUTE GEDVILE	LTU - Lithuania	92	02 NOV 1995	1:07:59
	1 10:47:04 *2* 3:20 *3* 3:37 *4* 16:07 *5* 6:39 *6* 4:35 *7* 3:12 *8* 9:08 *9* 4:35 *10* 1:14				
	31 10:47:04 34 10:50:24 36 10:54:01 47 11:10:08 46 11:16:47 51 11:21:22 50 11:24:34 44 11:33:42 45 11:38:17 100 11:39:31				
	11 0:31 *12* 3:50 *13* 5:41 *14* 2:59 *>>* -:--				
	38 11:40:02 39 11:43:52 43 11:49:33 100 11:52:32 FIN 1:07:59				
16	FERRARA CLAUDIO	ITA - Italy	73	18 JUN 1980	1:24:37
	1 2:36 *2* 4:01 *3* 3:26 *4* 11:46 *5* 4:37 *6* 4:21 *7* 4:34 *8* 25:04 *9* 1:29 *10* 2:12				
	33 2:36 34 6:37 36 10:03 47 21:49 49 26:26 51 30:47 50 35:21 44 1:00:25 40 1:01:54 45 1:04:06				
	11 1:13 *12* 0:31 *13* 2:57 *14* 12:12 *15* 2:53 *>>* 0:45				
	100 1:05:19 38 1:05:50 39 1:08:47 41 1:20:59 100 1:23:52 FIN 1:24:37				

SAT 29 JUL 2017
Start time: 10:00

Split Time

As of SAT 29 JUL 2017 at 13:52

Rank	Name	NOC	Bib	Date of Birth	Time
17	AYDOGDU YUSUFEMRE	TUR - Turkey	111	03 AUG 1998	1:25:37
	1 2:33 / 33 2:33	*2* 3:09 / 34 5:42	*3* 3:01 / 37 8:43	*4* 36:23 / 47 45:06	*5* 6:27 / 49 51:33
	6 3:17 / 51 54:50	*7* 4:14 / 50 59:04	*8* 10:12 / 44 1:09:16	*9* 1:11 / 40 1:10:27	*10* 2:18 / 45 1:12:45
	11 1:29 / 100 1:14:14	*12* 0:33 / 38 1:14:47	*13* 3:25 / 39 1:18:12	*14* 4:20 / 43 1:22:32	*15* 2:39 / 100 1:25:11
	>> 0:26 / FIN 1:25:37				
-	MUSSABEKOV YERBOL	KAZ - Kazakhstan	83	08 JUL 1996	Over Time
	>> -:-- / FIN -:--				
-	GALYMOV ALMAS	KAZ - Kazakhstan	82	14 AUG 1996	Over Time
	1 48:10 / 33 48:10	*2* 2:20 / 34 50:30	*3* 7:34 / 36 58:04	*4* 10:39 / 50 1:08:43	*5* 5:41 / 44 1:14:24
	6 4:37 / 45 1:19:01	*7* 1:21 / 100 1:20:22	*8* 0:34 / 38 1:20:56	*9* 2:56 / 39 1:23:52	*10* 6:25 / 42 1:30:17
	11 6:42 / 100 1:36:59	>> 0:39 / FIN 1:37:38			
-	ALTYNKHAN AIDAR	KAZ - Kazakhstan	81	12 OCT 1995	Over Time
	1 1:38 / 31 1:38	*2* 2:28 / 34 4:06	*3* 2:08 / 35 6:14	*4* 45:15 / 49 51:29	*5* 2:05 / 48 53:34
	6 15:27 / 51 1:09:01	*7* 12:16 / 40 1:21:17	*8* 4:40 / 100 1:25:57	*9* 0:31 / 38 1:26:28	*10* 6:21 / 39 1:32:49
	11 4:47 / 43 1:37:36	*12* 3:13 / 100 1:40:49	>> 0:50 / FIN 1:41:39		
-	KAYAN HAKAN	TUR - Turkey	112	06 JAN 1978	Missing Punch
	1 3:03 / 32 3:03	*2* 3:16 / 34 6:19	*3* 8:44 / 36 15:03	*4* 14:34 / 47 29:37	*5* 7:05 / 46 36:42
	6 4:02 / 51 40:44	*7* 4:37 / 50 45:21	*8* 6:32 / 44 51:53	*9* 3:37 / 45 55:30	*10* 1:04 / 100 56:34
	11 0:25 / 38 56:59	*12* 3:35 / 39 1:00:34	*13* 3:22 / 100 1:03:56	>> 0:33 / FIN 1:04:29	

LEGEND

Sequence Prog.-> X xx:xx (xx) <- Split time and partial position
Point Code-> XX xx:xx (xx) <- Progressive time and temporary position
xx:xx <- Estimated time error

Medal Standings

RANK	NOC	NATION	WOMEN				MEN				MIXED				MEDALS				
			G	S	B	TOT	G	S	B	TOT	G	S	B	TOT	G	S	B	TOT	RNK
1	RUS	**RUSSIA**	14	6	3	**23**	10	4	5	**19**	2			**2**	26	10	8	**44**	**1**
2	JPN	**JAPAN**					3	7	4	**14**			1	**1**	3	7	5	**15**	**3**
3	BLR	**BELARUS**	3	3		**6**									3	3		**6**	**7**
4	USA	**UNITED STATES OF AMERICA**			3	**3**	3	2		**5**					3	2	3	**8**	**4**
5	GBR	**GREAT BRITAIN**	2		1	**3**	1		2	**3**			1	**1**	3		4	**7**	**6**
6	POL	**POLAND**			3	**3**	1	1	3	**5**					1	1	6	**8**	**4**
7	BRA	**BRAZIL**					1		1	**2**					1		1	**2**	**10**
8	UKR	**UKRAINE**		4	8	**12**		2	1	**3**		2		**2**		8	9	**17**	**2**
9	CHN	**CHINA**		4	1	**5**										4	1	**5**	**8**
10	ITA	**ITALY**						2	2	**4**						2	2	**4**	**9**
11	RSA	**SOUTH AFRICA**		2		**2**										2		**2**	**10**
12	INA	**INDONESIA**						1	1	**2**						1	1	**2**	**10**
		TOTAL	19	19	19	**57**	19	19	19	**57**	2	2	2	**6**	40	40	40	**120**	

Medallists

EVENT	DATE	MEDAL	SURNAME & NAME	NOC
50 m Freestyle - Women	22 JUL 2017	GOLD	**JOYCE Danielle**	**GBR**
		SILVER	**BRYKANOVA Eleonora Vyach**	**RUS**
		BRONZE	**REZHYLO Mariya**	**UKR**
100 m Freestyle - Women	26 JUL 2017	GOLD	**JOYCE Danielle**	**GBR**
		SILVER	**TERENTEVA Viktoriia**	**RUS**
		BRONZE	**REZHYLO Mariya**	**UKR**
200 m Freestyle - Women	20 JUL 2017	GOLD	**TERENTEVA Viktoriia**	**RUS**
		SILVER	**HU Yuchen**	**CHN**
		BRONZE	**REZHYLO Mariya**	**UKR**
400 m Freestyle - Women	24 JUL 2017	GOLD	**TERENTEVA Viktoriia**	**RUS**
		SILVER	**HU Yuchen**	**CHN**
		BRONZE	**GREYMONT Alyssa**	**USA**
800 m Freestyle - Women	21 JUL 2017	GOLD	**TERENTEVA Viktoriia**	**RUS**
		SILVER	**HU Yuchen**	**CHN**
		BRONZE	**PENG Huidi**	**CHN**
50 m Backstroke - Women	24 JUL 2017	GOLD	**KLIUCHNIKOVA Olga**	**RUS**
		SILVER	**BRYKANOVA Eleonora Vyach**	**RUS**
		BRONZE	**JOYCE Danielle**	**GBR**
100 m Backstroke - Women	21 JUL 2017	GOLD	**KLIUCHNIKOVA Olga**	**RUS**
		SILVER	**BRYKANOVA Eleonora Vyach**	**RUS**
		BRONZE	**DENYSOVA Kateryna**	**UKR**
200 m Backstroke - Women	26 JUL 2017	GOLD	**KLIUCHNIKOVA Olga**	**RUS**
		SILVER	**DENYSOVA Kateryna**	**UKR**
		BRONZE	**MASSENGALE Emily**	**USA**
50 m Breaststroke - Women	20 JUL 2017	GOLD	**PETRUSHENKA Aksana**	**BLR**
		SILVER	**TERESHCHENKO Iryna**	**UKR**
		BRONZE	**CHMIELEWSKA Julia**	**POL**
100 m Breaststroke - Wome	25 JUL 2017	GOLD	**PETRUSHENKA Aksana**	**BLR**
		SILVER	**DEEVA Natalia**	**BLR**
		BRONZE	**CHMIELEWSKA Julia**	**POL**
200 m Breaststroke - Wome	22 JUL 2017	GOLD	**PETRUSHENKA Aksana**	**BLR**
		SILVER	**SHAIAKHMETOVA Kristina**	**RUS**
		BRONZE	**CHMIELEWSKA Julia**	**POL**
50 m Butterfly - Women	26 JUL 2017	GOLD	**ALEXEEVA Alena Sergeevna**	**RUS**
		SILVER	**REZHYLO Mariya**	**UKR**
		BRONZE	**SAVCHENKO Ekaterina Alex**	**RUS**
100 m Butterfly - Women	21 JUL 2017	GOLD	**ALEXEEVA Alena Sergeevna**	**RUS**
		SILVER	**LOUBSER Cornell**	**RSA**
		BRONZE	**SAVCHENKO Ekaterina Alex**	**RUS**

EVENT	DATE	MEDAL	SURNAME & NAME	NOC
200 m Butterfly - Women	24 JUL 2017	GOLD	**BILALOVA Polina**	**RUS**
		SILVER	**LOUBSER Cornell**	**RSA**
		BRONZE	**SAVCHENKO Ekaterina Alex**	**RUS**
200 m Medley - Women	22 JUL 2017	GOLD	**KLIUCHNIKOVA Olga**	**RUS**
		SILVER	**BILALOVA Polina**	**RUS**
		BRONZE	**TERESHCHENKO Iryna**	**UKR**
400 m Medley - Women	25 JUL 2017	GOLD	**BILALOVA Polina**	**RUS**
		SILVER	**TERESHCHENKO Iryna**	**UKR**
		BRONZE	**MASSENGALE Emily**	**USA**
4x100 m Freestyle - Women	22 JUL 2017	GOLD	**RUS - RUSSIA**	
		SILVER	**BLR - BELARUS**	
		BRONZE	**UKR - UKRAINE**	
4x200 m Freestyle - Women	25 JUL 2017	GOLD	**RUS - RUSSIA**	
		SILVER	**CHN - CHINA**	
		BRONZE	**UKR - UKRAINE**	
4x100 m Medley - Women	20 JUL 2017	GOLD	**RUS - RUSSIA**	
		SILVER	**BLR - BELARUS**	
		BRONZE	**UKR - UKRAINE**	
50 m Freestyle - Men	26 JUL 2017	GOLD	**ZHIVAEV Andrei**	**RUS**
		SILVER	**KLOTZ Matthew James**	**USA**
		BRONZE	**SARYKIN Ilya Eduardovich**	**RUS**
100 m Freestyle - Men	22 JUL 2017	GOLD	**DENISOV Miron Mikhaylovi**	**RUS**
		SILVER	**ZHIVAEV Andrei**	**RUS**
		BRONZE	**KABBACH Guilherme Maia**	**BRA**
200 m Freestyle - Men	24 JUL 2017	GOLD	**KABBACH Guilherme Maia**	**BRA**
		SILVER	**FUJIHARA Satoi**	**JPN**
		BRONZE	**DENISOV Miron Mikhaylovi**	**RUS**
400 m Freestyle - Men	20 JUL 2017	GOLD	**FUJIHARA Satoi**	**JPN**
		SILVER	**PIORO Artur Zbigniew**	**POL**
		BRONZE	**TAMBORRINO Federico**	**ITA**
1500 m Freestyle - Men	25 JUL 2017	GOLD	**FUJIHARA Satoi**	**JPN**
		SILVER	**TAMBORRINO Federico**	**ITA**
		BRONZE	**PIORO Artur Zbigniew**	**POL**
50 m Backstroke - Men	20 JUL 2017	GOLD	**KLOTZ Matthew James**	**USA**
		SILVER	**ZHURAVLEV Igor Sergeevic**	**RUS**
		BRONZE	**KANAJI Yoshikazu**	**JPN**
100 m Backstroke - Men	25 JUL 2017	GOLD	**KLOTZ Matthew James**	**USA**
		SILVER	**KANAJI Yoshikazu**	**JPN**
		BRONZE	**ZHURAVLEV Igor Sergeevic**	**RUS**
200 m Backstroke - Men	22 JUL 2017	GOLD	**KLOTZ Matthew James**	**USA**
		SILVER	**KANAJI Yoshikazu**	**JPN**
		BRONZE	**SAWKA Juliusz**	**POL**
50 m Breaststroke - Men	24 JUL 2017	GOLD	**FOMIN Martin Robertovich**	**RUS**
		SILVER	**KOLOMIIETS Oleksii**	**UKR**
		BRONZE	**MCCOMISH Jack Gordon**	**GBR**

EVENT	DATE	MEDAL	SURNAME & NAME	NOC
100 m Breaststroke - Men	21 JUL 2017	GOLD	**MCCOMISH Jack Gordon**	**GBR**
		SILVER	**FOMIN Martin Robertovich**	**RUS**
		BRONZE	**TURMUDZI Ilham Achmad**	**INA**
200 m Breaststroke - Men	26 JUL 2017	GOLD	**FOMIN Martin Robertovich**	**RUS**
		SILVER	**TURMUDZI Ilham Achmad**	**INA**
		BRONZE	**MCCOMISH Jack Gordon**	**GBR**
50 m Butterfly - Men	22 JUL 2017	GOLD	**ZHIVAEV Andrei**	**RUS**
		SILVER	**KLOTZ Matthew James**	**USA**
		BRONZE	**TRISHKIN Ilia Mikhailovi**	**RUS**
100 m Butterfly - Men	25 JUL 2017	GOLD	**ZHIVAEV Andrei**	**RUS**
		SILVER	**GERMANO Luca**	**ITA**
		BRONZE	**TRISHKIN Ilia Mikhailovi**	**RUS**
200 m Butterfly - Men	20 JUL 2017	GOLD	**POWROZNIK Konrad**	**POL**
		SILVER	**FUJIHARA Satoi**	**JPN**
		BRONZE	**GERMANO Luca**	**ITA**
200 m Medley - Men	26 JUL 2017	GOLD	**OBOTIN Vitalii Alexandro**	**RUS**
		SILVER	**IBARA Ryutaro**	**JPN**
		BRONZE	**FUJIHARA Satoi**	**JPN**
400 m Medley - Men	21 JUL 2017	GOLD	**FUJIHARA Satoi**	**JPN**
		SILVER	**OBOTIN Vitalii Alexandro**	**RUS**
		BRONZE	**IBARA Ryutaro**	**JPN**
4x100 m Freestyle - Men	26 JUL 2017	GOLD	**RUS - RUSSIA**	
		SILVER	**UKR - UKRAINE**	
		BRONZE	**JPN - JAPAN**	
4x200 m Freestyle - Men	21 JUL 2017	GOLD	**RUS - RUSSIA**	
		SILVER	**JPN - JAPAN**	
		BRONZE	**POL - POLAND**	
4x100 m Medley - Men	24 JUL 2017	GOLD	**RUS - RUSSIA**	
		SILVER	**JPN - JAPAN**	
		BRONZE	**UKR - UKRAINE**	
4x100 m Freestyle - Mixed	20 JUL 2017	GOLD	**RUS - RUSSIA**	
		SILVER	**UKR - UKRAINE**	
		BRONZE	**GBR - GREAT BRITAIN**	
4x100 m Medley - Mixed	24 JUL 2017	GOLD	**RUS - RUSSIA**	
		SILVER	**UKR - UKRAINE**	
		BRONZE	**JPN - JAPAN**	

Records Broken by date

DATE	EVENT		SURNAME & NAME	NOC	BORN	TIME	TYPE
20 JUL	50 m Backstroke - Men	Heat 2 of 4	**ZHURAVLEV Igor Sergeevic**	RUS	06 AUG 1997	**27.05**	**WR-CR**
20 JUL	4x100 m Freestyle - Mixed	Final	**RUSSIA**	RUS		**3:41.54**	**WR-DR**
20 JUL	400 m Freestyle - Men	Final	**FUJIHARA Satoi**	JPN	28 SEP 1995	**3:57.90**	**DR**
20 JUL	200 m Freestyle - Women	Final	**TERENTEVA Viktoriia**	RUS	22 MAR 1999	**2:04.64**	**WR-DR**
20 JUL	50 m Backstroke - Men	Final	**KLOTZ Matthew James**	USA	24 MAY 1996	**26.26**	**WR-DR**
20 JUL	4x100 m Medley - Women	Final	**RUSSIA**	RUS		**4:20.88**	**WR**
20 JUL		Final (4X100MD)	**KLIUCHNIKOVA Olga**	RUS	01 SEP 1989	**30.25**	***WR**
20 JUL		Final (4X100MD)	**KLIUCHNIKOVA Olga**	RUS	01 SEP 1989	**1:03.28**	***WR**
21 JUL	100 m Backstroke - Women	Final	**KLIUCHNIKOVA Olga**	RUS	01 SEP 1989	**1:02.61**	**WR-DR**
21 JUL	400 m Medley - Men	Final	**FUJIHARA Satoi**	JPN	28 SEP 1995	**4:28.49**	**DR**
21 JUL	4x200 m Freestyle - Men	Final	**RUSSIA**	RUS		**7:40.91**	**WR-DR**
21 JUL		Final (4X200FR)	**FUJIHARA Satoi**	JPN	28 SEP 1995	**1:52.99**	***WR**
22 JUL	200 m Medley - Women	Heat 4 of 4	**KLIUCHNIKOVA Olga**	RUS	01 SEP 1989	**2:22.79**	**WR-DR**
22 JUL	100 m Freestyle - Men	Final	**DENISOV Miron Mikhaylovi**	RUS	16 DEC 1993	**51.51**	**DR**
22 JUL	200 m Breaststroke - Women	Final	**PETRUSHENKA Aksana**	BLR	25 SEP 1984	**2:35.90**	**DR**
22 JUL	200 m Backstroke - Men	Final	**KLOTZ Matthew James**	USA	24 MAY 1996	**2:01.96**	**WR-DR**
22 JUL	200 m Medley - Women	Final	**KLIUCHNIKOVA Olga**	RUS	01 SEP 1989	**2:19.35**	**WR-DR**
22 JUL		Final (200MD)	**KLIUCHNIKOVA Olga**	RUS	01 SEP 1989	**28.33**	***DR**
22 JUL	50 m Butterfly - Men	Final	**ZHIVAEV Andrei**	RUS	30 JUN 1998	**24.75**	**WR-DR**
22 JUL	4x100 m Freestyle - Women	Final	**RUSSIA**	RUS		**3:54.73**	**WR-DR**
24 JUL	50 m Backstroke - Women	Heat 3 of 3	**KLIUCHNIKOVA Olga**	RUS	01 SEP 1989	**29.93**	**WR-DR**
24 JUL	50 m Breaststroke - Men	Heat 5 of 5	**FOMIN Martin Robertovich**	RUS	22 MAR 1994	**29.29**	**DR**
24 JUL	4x100 m Medley - Mixed	Final	**RUSSIA**	RUS		**4:07.20**	**WR-DR**
24 JUL	200 m Freestyle - Men	Final	**KABBACH Guilherme Maia**	BRA	11 JUN 1989	**1:52.55**	**WR-DR**
24 JUL	50 m Backstroke - Women	Final	**KLIUCHNIKOVA Olga**	RUS	01 SEP 1989	**29.34**	**WR-DR**
24 JUL	50 m Breaststroke - Men	Final	**FOMIN Martin Robertovich**	RUS	22 MAR 1994	**29.22**	**DR**
24 JUL	4x100 m Medley - Men	Final	**RUSSIA**	RUS		**3:48.86**	**WR-DR**
24 JUL		Final (4X100MD)	**ZHURAVLEV Igor Sergeevic**	RUS	06 AUG 1997	**58.24**	***DR**
25 JUL	50 m Freestyle - Men	Heat 5 of 7	**KLOTZ Matthew James**	USA	24 MAY 1996	**23.92**	**DR**
25 JUL		Heat 6 of 7	**SARYKIN Ilya Eduardovich**	RUS	15 AUG 1989	**23.83**	**DR**
25 JUL	100 m Breaststroke - Women	Heat 3 of 3	**PETRUSHENKA Aksana**	BLR	25 SEP 1984	**1:13.36**	**DR**
25 JUL	100 m Backstroke - Men	Heat 4 of 4	**KLOTZ Matthew James**	USA	24 MAY 1996	**58.17**	**DR**
25 JUL	50 m Freestyle - Men	Semifinal 2	**SARYKIN Ilya Eduardovich**	RUS	15 AUG 1989	**23.68**	**DR**
25 JUL	100 m Breaststroke - Women	Final	**PETRUSHENKA Aksana**	BLR	25 SEP 1984	**1:12.33**	**DR**
25 JUL	100 m Backstroke - Men	Final	**KLOTZ Matthew James**	USA	24 MAY 1996	**56.09**	**DR**
25 JUL		Final (100BK)	**KLOTZ Matthew James**	USA	24 MAY 1996	**27.03**	***WR**
25 JUL	1500 m Freestyle - Men	Final	**FUJIHARA Satoi**	JPN	28 SEP 1995	**15:37.64**	**WR-DR**
25 JUL	4x200 m Freestyle - Women	Final	**RUSSIA**	RUS		**8:45.71**	**WR-DR**
26 JUL	200 m Backstroke - Women	Heat 3 of 3	**KLIUCHNIKOVA Olga**	RUS	01 SEP 1989	**2:22.72**	**WR-DR**
26 JUL	50 m Freestyle - Men	Final	**ZHIVAEV Andrei**	RUS	30 JUN 1998	**23.44**	**DR**
26 JUL	200 m Backstroke - Women	Final	**KLIUCHNIKOVA Olga**	RUS	01 SEP 1989	**2:17.15**	**WR-DR**
26 JUL	200 m Medley - Men	Final	**OBOTIN Vitalii Alexandro**	RUS	22 MAY 1992	**2:04.53**	**DR**
26 JUL	50 m Butterfly - Women	Final	**ALEXEEVA Alena Sergeevna**	RUS	19 NOV 1993	**28.30**	**DR**
26 JUL	4x100 m Freestyle - Men	Final	**RUSSIA**	RUS		**3:28.49**	**WR-DR**
26 JUL		Final (4X100FR)	**SARYKIN Ilya Eduardovich**	RUS	15 AUG 1989	**52.09**	***DR**

Legend

AF = African record **AM** = American record **AS** = Asian record **EU** = European record
WR = World record

Medallists

MEDAL	SURNAME & NAME	NOC

50 m Freestyle - Women

GOLD	**JOYCE Danielle**	**GBR**
SILVER	**BRYKANOVA Eleonora Vyach**	**RUS**
BRONZE	**REZHYLO Mariya**	**UKR**

Results

Event 35
22 JUL 2017

50 m Freestyle - Women

	Record		Name	YOB	NOC	Location	Date
WR	**26.15**	**LYTVYNENKO Ganna**		UKR		Taipei (TPE)	12 SEP 2009
DR	**26.15**	**LYTVYNENKO Ganna**		UKR		Taipei (TPE)	12 SEP 2009

Final

RANK	LANE	SURNAME & NAME	NOC	BORN	R.T.	TIME	GAP
1	4	**JOYCE Danielle**	GBR	14 JUN 1996	0.78	**26.38**	
2	7	**BRYKANOVA Eleonora Vyach**	RUS	28 DEC 1997		**26.54**	0.16
3	5	**REZHYLO Mariya**	UKR	03 OCT 1998	0.76	**26.87**	0.49
4	6	**EMBREKTE Zane**	LAT	12 JUL 1996	0.72	**26.93**	0.55
5	3	**TERENTEVA Viktoriia**	RUS	22 MAR 1999	0.65	**27.02**	0.64
6	2	**HU Yuchen**	CHN	10 JUL 1994	0.71	**27.45**	1.07
7	8	**KUZMICH Hanna**	BLR	21 FEB 1992	0.69	**27.95**	1.57
8	1	**AHEICHYK Aliaksandra**	BLR	26 MAR 2001	0.47	**28.22**	1.84

Legend

Q = Qualified for the next phase **?** = Swim-Off **DSQ** = Disqualified **Q** = Qualified for the next phase **WR** = World Record

Results

Event 22
21 JUL 2017

50 m Freestyle - Women
Semi-Final

Record		Name	YOB	NOC	Location	Date
WR	**26.15**	**LYTVYNENKO Ganna**	UKR		Taipei (TPE)	12 SEP 2009
DR	**26.15**	**LYTVYNENKO Ganna**	UKR		Taipei (TPE)	12 SEP 2009

Semifinal 1 of 2

RANK	LANE	SURNAME & NAME	NOC	BORN	R.T.	TIME	GAP	
1	4	**REZHYLO Mariya**	UKR	03 OCT 1998	0.73	**26.93**		**Q**
2	6	**HU Yuchen**	CHN	10 JUL 1994	0.74	**27.62**	0.69	**Q**
3	5	**BRYKANOVA Eleonora Vyach**	RUS	28 DEC 1997	0.86	**27.68**	0.75	**Q**
4	3	**KUZMICH Hanna**	BLR	21 FEB 1992	0.83	**28.15**	1.22	**Q**
5	7	**MASSENGALE Emily**	USA	11 FEB 2001	0.65	**28.34**	1.41	**R**
6	2	**COCKER Elizabeth**	USA	05 OCT 1995	0.72	**28.54**	1.61	**R**
7	8	**CUNNINGHAM Karla**	IRL	07 FEB 2003	0.76	**29.21**	2.28	
8	1	**MCCLAFFERTY Shiona**	GBR	04 MAY 2000	0.85	**29.65**	2.72	

Semifinal 2 of 2

RANK	LANE	SURNAME & NAME	NOC	BORN	R.T.	TIME	GAP	
1	4	**JOYCE Danielle**	GBR	14 JUN 1996	0.80	**26.43**		**Q**
2	5	**TERENTEVA Viktoriia**	RUS	22 MAR 1999	0.69	**27.37**	0.94	**Q**
3	3	**EMBREKTE Zane**	LAT	12 JUL 1996	0.72	**27.42**	0.99	**Q**
4	6	**AHEICHYK Aliaksandra**	BLR	26 MAR 2001	0.46	**28.14**	1.71	**Q**
5	8	**HUANG Xiaofan**	CHN	07 MAR 1997	0.89	**28.73**	2.30	
6	2	**GOMMERS Lily Jane**	NED	08 APR 1997	0.82	**29.01**	2.58	
7	7	**TARASENKO Daria**	UKR	06 AUG 1999	0.80	**29.03**	2.60	
8	1	**ZADWORNA Anna**	POL	29 JUN 2002	0.77	**29.15**	2.72	

Legend

Q = Qualified for the next phase **?** = Swim-Off **DSQ** = Disqualified **Q** = Qualified for the next phase
WR = World Record

Results

Event 22
21 JUL 2017

50 m Freestyle - Women
Semi-Final

	Record		Name	YOB	NOC	Location	Date
WR	**26.15**	**LYTVYNENKO Ganna**		UKR		Taipei (TPE)	12 SEP 2009
DR	**26.15**	**LYTVYNENKO Ganna**		UKR		Taipei (TPE)	12 SEP 2009

RANK	HEAT	LANE	SURNAME & NAME	NOC	BORN	R.T.	TIME	GAP	
1	2	4	**JOYCE Danielle**	GBR	14 JUN 1996	0.80	**26.43**		**Q**
2	1	4	**REZHYLO Mariya**	UKR	03 OCT 1998	0.73	**26.93**	0.50	**Q**
3	2	5	**TERENTEVA Viktoriia**	RUS	22 MAR 1999	0.69	**27.37**	0.94	**Q**
4	2	3	**EMBREKTE Zane**	LAT	12 JUL 1996	0.72	**27.42**	0.99	**Q**
5	1	6	**HU Yuchen**	CHN	10 JUL 1994	0.74	**27.62**	1.19	**Q**
6	1	5	**BRYKANOVA Eleonora Vyach**	RUS	28 DEC 1997	0.86	**27.68**	1.25	**Q**
7	2	6	**AHEICHYK Aliaksandra**	BLR	26 MAR 2001	0.46	**28.14**	1.71	**Q**
8	1	3	**KUZMICH Hanna**	BLR	21 FEB 1992	0.83	**28.15**	1.72	**Q**
9	1	7	**MASSENGALE Emily**	USA	11 FEB 2001	0.65	**28.34**	1.91	**R**
10	1	2	**COCKER Elizabeth**	USA	05 OCT 1995	0.72	**28.54**	2.11	**R**
11	2	8	**HUANG Xiaofan**	CHN	07 MAR 1997	0.89	**28.73**	2.30	
12	2	2	**GOMMERS Lily Jane**	NED	08 APR 1997	0.82	**29.01**	2.58	
13	2	7	**TARASENKO Daria**	UKR	06 AUG 1999	0.80	**29.03**	2.60	
14	2	1	**ZADWORNA Anna**	POL	29 JUN 2002	0.77	**29.15**	2.72	
15	1	8	**CUNNINGHAM Karla**	IRL	07 FEB 2003	0.76	**29.21**	2.78	
16	1	1	**MCCLAFFERTY Shiona**	GBR	04 MAY 2000	0.85	**29.65**	3.22	

Legend

Q = Qualified for the next phase **?** = Swim-Off **DSQ** = Disqualified **Q** = Qualified for the next phase
WR = World Record

Results

RANK	LANE	SURNAME & NAME	NOC	BORN	R.T.	TIME	GAP	

Event 16
21 JUL 2017

50 m Freestyle - Women
Preliminary

Record		Name	YOB	NOC	Location	Date
WR	**26.15**	**LYTVYNENKO Ganna**	UKR		Taipei (TPE)	12 SEP 2009
DR	**26.15**	**LYTVYNENKO Ganna**	UKR		Taipei (TPE)	12 SEP 2009

Heat 1 of 5

1	5	**REZHYLO Mariya**	UKR	03 OCT 1998		**27.27**		**Q**
2	3	**TARASENKO Daria**	UKR	06 AUG 1999		**29.20**	1.93	**Q**
3	4	**GHANEKAR Vedavati**	CAN	16 MAY 2003		**35.86**	8.59	

Heat 2 of 5

1	5	**PINEROS Daniela Juliana**	COL	13 NOV 1999	0.89	**30.97**		
2	4	**CARRIZO Amanda**	CHI	19 FEB 2002	0.60	**31.69**	0.72	
3	3	**LARA Andrea Carolina**	COL	05 JUL 1995		**32.54**	1.57	
4	2	**TOSUN Meliha Uncu**	TUR	04 JAN 1990	0.86	**34.87**	3.90	
5	6	**YORUKOGLU Buse**	TUR	15 NOV 1993		**34.88**	3.91	
6	1	**SILVA DE FREITAS Jane**	BRA	11 MAY 1986	1.10	**36.73**	5.76	
7	7	**DIKYUVA Berna**	TUR	09 JUN 1991	0.96	**38.47**	7.50	

Heat 3 of 5

1	4	**BRYKANOVA Eleonora Vyach**	RUS	28 DEC 1997	0.85	**27.94**		**Q**
2	5	**KUZMICH Hanna**	BLR	21 FEB 1992		**28.13**	0.19	**Q**
3	3	**GOMMERS Lily Jane**	NED	08 APR 1997	0.67	**28.99**	1.05	**Q**
4	2	**HUANG Xiaofan**	CHN	07 MAR 1997	0.85	**29.33**	1.39	**Q**
5	1	**SHARP Lucy**	GBR	06 MAY 2001	0.98	**29.40**	1.46	
6	7	**ZGOMBA Natali**	CRO	28 JUL 1998	0.67	**29.68**	1.74	**R**
7	6	**CHEN Chuan-Ni**	TPE	05 JAN 1992	0.65	**29.82**	1.88	**R**
8	8	**TSENG Shu-Ning**	TPE	12 JUN 1989	0.82	**30.24**	2.30	

Heat 4 of 5

1	5	**TERENTEVA Viktoriia**	RUS	22 MAR 1999	0.67	**27.31**		**Q**
2	4	**HU Yuchen**	CHN	10 JUL 1994	0.73	**28.55**	1.24	**Q**
3	2	**MASSENGALE Emily**	USA	11 FEB 2001	0.65	**29.26**	1.95	**Q**
4	6	**MCCLAFFERTY Shiona**	GBR	04 MAY 2000	0.77	**29.30**	1.99	**Q**
5	7	**CUNNINGHAM Karla**	IRL	07 FEB 2003	0.70	**29.47**	2.16	**Q**
6	8	**MICHALOWSKA Sandra**	POL	20 AUG 1993	0.84	**30.00**	2.69	
7	1	**NILANGEKAR Aditi**	IND	10 DEC 1998	0.88	**30.19**	2.88	
7	3	**KUCUK Reyhan**	TUR	30 APR 2001	0.76	**30.19**	2.88	

Legend

Q = Qualified for the next phase **?** = Swim-Off **DSQ** = Disqualified **Q** = Qualified for the next phase
WR = World Record

RANK	LANE	SURNAME & NAME	NOC	BORN	R.T.	TIME	GAP	

Heat 5 of 5

1	4	**JOYCE Danielle**	GBR	14 JUN 1996	0.84	**26.58**		**Q**
2	5	**EMBREKTE Zane**	LAT	12 JUL 1996	0.63	**27.94**	1.36	**Q**
3	3	**AHEICHYK Aliaksandra**	BLR	26 MAR 2001	0.48	**28.47**	1.89	**Q**
4	1	**COCKER Elizabeth**	USA	05 OCT 1995	0.66	**29.14**	2.56	**Q**
5	8	**ZADWORNA Anna**	POL	29 JUN 2002	0.79	**29.29**	2.71	**Q**
6	2	**KLAPPENECKER Annika**	GER	12 JUL 2001	0.68	**29.84**	3.26	
7	7	**SEAMARKS Jasmine**	GBR	23 FEB 2000	0.79	**30.78**	4.20	
8	6	**GANKE Yuliya**	KAZ	24 SEP 1995	0.98	**31.78**	5.20	

Legend

Q = Qualified for the next phase **?** = Swim-Off **DSQ** = Disqualified **Q** = Qualified for the next phase **WR** = World Record

Results

Event 16
21 JUL 2017

50 m Freestyle - Women
Preliminary

	Record		Name	YOB	NOC	Location	Date
WR		26.15	LYTVYNENKO Ganna		UKR	Taipei (TPE)	12 SEP 2009
DR		26.15	LYTVYNENKO Ganna		UKR	Taipei (TPE)	12 SEP 2009

RANK	HEAT	LANE	SURNAME & NAME	NOC	BORN	R.T.	TIME	GAP	
1	5	4	**JOYCE Danielle**	GBR	14 JUN 1996	0.84	**26.58**		**Q**
2	1	5	**REZHYLO Mariya**	UKR	03 OCT 1998		**27.27**	0.69	**Q**
3	4	5	**TERENTEVA Viktoriia**	RUS	22 MAR 1999	0.67	**27.31**	0.73	**Q**
4	3	4	**BRYKANOVA Eleonora Vyach**	RUS	28 DEC 1997	0.85	**27.94**	1.36	**Q**
4	5	5	**EMBREKTE Zane**	LAT	12 JUL 1996	0.63	**27.94**	1.36	**Q**
6	3	5	**KUZMICH Hanna**	BLR	21 FEB 1992		**28.13**	1.55	**Q**
7	5	3	**AHEICHYK Aliaksandra**	BLR	26 MAR 2001	0.48	**28.47**	1.89	**Q**
8	4	4	**HU Yuchen**	CHN	10 JUL 1994	0.73	**28.55**	1.97	**Q**
9	3	3	**GOMMERS Lily Jane**	NED	08 APR 1997	0.67	**28.99**	2.41	**Q**
10	5	1	**COCKER Elizabeth**	USA	05 OCT 1995	0.66	**29.14**	2.56	**Q**
11	1	3	**TARASENKO Daria**	UKR	06 AUG 1999		**29.20**	2.62	**Q**
12	4	2	**MASSENGALE Emily**	USA	11 FEB 2001	0.65	**29.26**	2.68	**Q**
13	5	8	**ZADWORNA Anna**	POL	29 JUN 2002	0.79	**29.29**	2.71	**Q**
14	4	6	**MCCLAFFERTY Shiona**	GBR	04 MAY 2000	0.77	**29.30**	2.72	**Q**
15	3	2	**HUANG Xiaofan**	CHN	07 MAR 1997	0.85	**29.33**	2.75	**Q**
16	3	1	**SHARP Lucy**	GBR	06 MAY 2001	0.98	**29.40**	2.82	
17	4	7	**CUNNINGHAM Karla**	IRL	07 FEB 2003	0.70	**29.47**	2.89	**Q**
18	3	7	**ZGOMBA Natali**	CRO	28 JUL 1998	0.67	**29.68**	3.10	**R**
19	3	6	**CHEN Chuan-Ni**	TPE	05 JAN 1992	0.65	**29.82**	3.24	**R**
20	5	2	**KLAPPENECKER Annika**	GER	12 JUL 2001	0.68	**29.84**	3.26	
21	4	8	**MICHALOWSKA Sandra**	POL	20 AUG 1993	0.84	**30.00**	3.42	
22	4	3	**KUCUK Reyhan**	TUR	30 APR 2001	0.76	**30.19**	3.61	
22	4	1	**NILANGEKAR Aditi**	IND	10 DEC 1998	0.88	**30.19**	3.61	
24	3	8	**TSENG Shu-Ning**	TPE	12 JUN 1989	0.82	**30.24**	3.66	
25	5	7	**SEAMARKS Jasmine**	GBR	23 FEB 2000	0.79	**30.78**	4.20	
26	2	5	**PINEROS Daniela Juliana**	COL	13 NOV 1999	0.89	**30.97**	4.39	
27	2	4	**CARRIZO Amanda**	CHI	19 FEB 2002	0.60	**31.69**	5.11	
28	5	6	**GANKE Yuliya**	KAZ	24 SEP 1995	0.98	**31.78**	5.20	
29	2	3	**LARA Andrea Carolina**	COL	05 JUL 1995		**32.54**	5.96	
30	2	2	**TOSUN Meliha Uncu**	TUR	04 JAN 1990	0.86	**34.87**	8.29	
31	2	6	**YORUKOGLU Buse**	TUR	15 NOV 1993		**34.88**	8.30	

Legend

Q = Qualified for the next phase **?** = Swim-Off **DSQ** = Disqualified **Q** = Qualified for the next phase
WR = World Record

RANK	HEAT	LANE	SURNAME & NAME	NOC	BORN	R.T.	TIME	GAP
32	1	4	**GHANEKAR Vedavati**	CAN	16 MAY 2003		**35.86**	9.28
33	2	1	**SILVA DE FREITAS Jane**	BRA	11 MAY 1986	1.10	**36.73**	10.15
34	2	7	**DIKYUVA Berna**	TUR	09 JUN 1991	0.96	**38.47**	11.89

Legend

Q = Qualified for the next phase **?** = Swim-Off **DSQ** = Disqualified **Q** = Qualified for the next phase **WR** = World Record

Medallists

MEDAL	SURNAME & NAME	NOC

100 m Freestyle - Women

GOLD	**JOYCE Danielle**	**GBR**
SILVER	**TERENTEVA Viktoriia**	**RUS**
BRONZE	**REZHYLO Mariya**	**UKR**

Results

Event 77
26 JUL 2017

100 m Freestyle - Women

	Record		Name	YOB	NOC	Location	Date
WR	**57.29**	**LYTVYNENKO Ganna**		UKR		Taipei (TPE)	09 SEP 2009
DR	**57.29**	**LYTVYNENKO Ganna**		UKR		Taipei (TPE)	09 SEP 2009

Final

RANK	LANE	SURNAME & NAME	NOC	BORN	R.T.	50m	TIME	GAP
1	4	**JOYCE Danielle**	GBR	14 JUN 1996	0.82	27.32(1)	**57.84**	
2	3	**TERENTEVA Viktoriia**	RUS	22 MAR 1999	0.67	28.19(3)	*30.52* **58.33**	0.49
3	5	**REZHYLO Mariya**	UKR	03 OCT 1998	0.76	27.84(2)	*30.14* **58.43**	0.59
4	6	**HU Yuchen**	CHN	10 JUL 1994	0.77	28.28(6)	*30.59* **58.59**	0.75
5	7	**BRYKANOVA Eleonora Vyach**	RUS	28 DEC 1997	0.84	28.23(5)	*30.31* **59.54**	1.70
6	2	**EMBREKTE Zane**	LAT	12 JUL 1996	0.72	28.19(3)	*31.31* **59.98**	2.14
7	1	**FILIPCHYK Anastasiya**	BLR	12 OCT 1989	0.66	28.79(7)	*31.79* **1:00.53**	2.69
8	8	**KUZMICH Hanna**	BLR	21 FEB 1992	0.71	29.30(8)	*31.74* **1:01.52**	3.68
							32.22	

Legend

Q = Qualified for the next phase **?** = Swim-Off **DSQ** = Disqualified **Q** = Qualified for the next phase **WR** = World Record

Results

Event 70
26 JUL 2017

100 m Freestyle - Women
Preliminary

	Record		Name	YOB	NOC	Location	Date
WR	**57.29**	**LYTVYNENKO Ganna**		UKR		Taipei (TPE)	09 SEP 2009
DR	**57.29**	**LYTVYNENKO Ganna**		UKR		Taipei (TPE)	09 SEP 2009

Heat 1 of 5

RANK	LANE	SURNAME & NAME	NOC	BORN	R.T.	50m	TIME	GAP	
1	5	**GHANEKAR Vedavati**	CAN	16 MAY 2003	0.81	36.35(2)	**1:16.16** *39.81*		
2	4	**TOSUN Meliha Uncu**	TUR	04 JAN 1990	0.87	35.79(1)	**1:16.54** *40.75*	0.38	
3	3	**SILVA DE FREITAS Jane**	BRA	11 MAY 1986	0.96	37.91(3)	**1:31.39** *53.48*	15.23	

Heat 2 of 5

1	3	**SHARP Lucy**	GBR	06 MAY 2001	0.70	30.27(1)	**1:04.91** *34.64*		
2	2	**PINEROS Daniela Juliana**	COL	13 NOV 1999	0.75	31.99(2)	**1:06.89** *34.90*	1.98	
3	4	**ZOU Selena**	CAN	26 OCT 2003	0.66	32.32(3)	**1:07.26** *34.94*	2.35	
4	5	**CARRIZO Amanda**	CHI	19 FEB 2002	0.76	32.90(4)	**1:07.82** *34.92*	2.91	
5	6	**GANKE Yuliya**	KAZ	24 SEP 1995	0.97	33.92(5)	**1:15.06** *41.14*	10.15	
6	1	**YORUKOGLU Buse**	TUR	15 NOV 1993	0.71	38.25(6)	**1:20.09** *41.84*	15.18	
7	7	**DIKYUVA Berna**	TUR	09 JUN 1991		40.59(7)	**1:25.80** *45.21*	20.89	

Heat 3 of 5

1	4	**HU Yuchen**	CHN	10 JUL 1994	0.73	28.62(1)	**1:00.45** *31.83*		**Q**
2	5	**FILIPCHYK Anastasiya**	BLR	12 OCT 1989	0.64	29.34(2)	**1:01.55** *32.21*	1.10	**Q**
3	6	**IVANENKO Kateryna**	UKR	06 AUG 1992	0.87	30.82(4)	**1:04.07** *33.25*	3.62	
4	1	**ZADWORNA Anna**	POL	29 JUN 2002	0.64	30.56(3)	**1:04.39** *33.83*	3.94	
5	2	**BECKWITH Monique Elizabe**	AUS	17 FEB 1998	0.58	30.94(5)	**1:05.60** *34.66*	5.15	
6	8	**KLAPPENECKER Annika**	GER	07 DEC 2001	0.70	31.67(6)	**1:06.20** *34.53*	5.75	
7	7	**ZGOMBA Natali**	CRO	28 JUL 1998	0.83	32.23(7)	**1:07.61** *35.38*	7.16	

NOT CLASSIFIED

	3	**AHEICHYK Aliaksandra**	BLR	26 MAR 2001			**DSQ**		

Heat 4 of 5

1	4	**TERENTEVA Viktoriia**	RUS	22 MAR 1999	0.69	29.45(1)	**1:00.38** *30.93*		**Q**
2	5	**BRYKANOVA Eleonora Vyach**	RUS	28 DEC 1997	0.87	29.53(2)	**1:01.29** *31.76*	0.91	**Q**
3	6	**DAVYDOVA Krystyna**	UKR	30 APR 1997	0.79	30.38(3)	**1:03.08** *32.70*	2.70	**R**
4	7	**CUNNINGHAM Karla**	IRL	07 FEB 2003	0.65	30.60(4)	**1:03.23** *32.63*	2.85	**R**
5	2	**COCKER Elizabeth**	USA	05 OCT 1995	0.62	30.73(5)	**1:03.78** *33.05*	3.40	
6	1	**GOMMERS Lily Jane**	NED	08 APR 1997	0.62	30.95(6)	**1:06.53** *35.58*	6.15	
7	8	**NILANGEKAR Aditi**	IND	10 DEC 1998	0.95	31.31(7)	**1:07.27** *35.96*	6.89	

Legend

Q = Qualified for the next phase **?** = Swim-Off **DSQ** = Disqualified **Q** = Qualified for the next phase
WR = World Record

RANK	LANE	SURNAME & NAME	NOC	BORN	R.T.		TIME	GAP	

NOT CLASSIFIED

	3	**ERAMTSOVA Katsiaryna**	BLR	29 JUL 1983			**DNF**		

Heat 5 of 5

1	4	**JOYCE Danielle**	GBR	14 JUN 1996	0.84	28.01(1)	**59.36** *31.35*		**Q**
2	5	**REZHYLO Mariya**	UKR	03 OCT 1998	0.78	29.53(3)	**1:00.25** *30.72*	0.89	**Q**
3	3	**EMBREKTE Zane**	LAT	12 JUL 1996	0.61	28.83(2)	**1:00.64** *31.81*	1.28	**Q**
4	6	**KUZMICH Hanna**	BLR	21 FEB 1992	0.61	29.57(4)	**1:01.97** *32.40*	2.61	**Q**
5	7	**TARASENKO Daria**	UKR	06 AUG 1999	0.66	30.11(5)	**1:03.82** *33.71*	4.46	
6	2	**MASSENGALE Emily**	USA	11 FEB 2001	0.83	30.57(6)	**1:03.94** *33.37*	4.58	
7	8	**MCCLAFFERTY Shiona**	GBR	04 MAY 2000	0.79	31.15(7)	**1:05.04** *33.89*	5.68	
8	1	**KUCUK Reyhan**	TUR	30 APR 2001	0.62	31.95(8)	**1:05.08** *33.13*	5.72	

Legend

Q = Qualified for the next phase **?** = Swim-Off **DSQ** = Disqualified **Q** = Qualified for the next phase **WR** = World Record

Results

Event 70
26 JUL 2017

100 m Freestyle - Women
Preliminary

	Record		Name	YOB	NOC	Location	Date
WR		57.29	LYTVYNENKO Ganna	UKR		Taipei (TPE)	09 SEP 2009
DR		57.29	LYTVYNENKO Ganna	UKR		Taipei (TPE)	09 SEP 2009

RANK	HEAT	LANE	SURNAME & NAME	NOC	BORN	R.T.	50m	TIME	GAP	
1	5	4	**JOYCE Danielle**	GBR	14 JUN 1996	0.84	28.01	**59.36**		Q
2	5	5	**REZHYLO Mariya**	UKR	03 OCT 1998	0.78	29.53	*31.35* **1:00.25**	0.89	Q
3	4	4	**TERENTEVA Viktoriia**	RUS	22 MAR 1999	0.69	29.45	*30.72* **1:00.38**	1.02	Q
4	3	4	**HU Yuchen**	CHN	10 JUL 1994	0.73	28.62	*30.93* **1:00.45**	1.09	Q
5	5	3	**EMBREKTE Zane**	LAT	12 JUL 1996	0.61	28.83	*31.83* **1:00.64**	1.28	Q
6	4	5	**BRYKANOVA Eleonora Vyach**	RUS	28 DEC 1997	0.87	29.53	*31.81* **1:01.29**	1.93	Q
7	3	5	**FILIPCHYK Anastasiya**	BLR	12 OCT 1989	0.64	29.34	*31.76* **1:01.55**	2.19	Q
8	5	6	**KUZMICH Hanna**	BLR	21 FEB 1992	0.61	29.57	*32.21* **1:01.97**	2.61	Q
9	4	6	**DAVYDOVA Krystyna**	UKR	30 APR 1997	0.79	30.38	*32.40* **1:03.08**	3.72	R
10	4	7	**CUNNINGHAM Karla**	IRL	07 FEB 2003	0.65	30.60	*32.70* **1:03.23**	3.87	R
11	4	2	**COCKER Elizabeth**	USA	05 OCT 1995	0.62	30.73	*32.63* **1:03.78**	4.42	
12	5	7	**TARASENKO Daria**	UKR	06 AUG 1999	0.66	30.11	*33.05* **1:03.82**	4.46	
13	5	2	**MASSENGALE Emily**	USA	11 FEB 2001	0.83	30.57	*33.71* **1:03.94**	4.58	
14	3	6	**IVANENKO Kateryna**	UKR	06 AUG 1992	0.87	30.82	*33.37* **1:04.07**	4.71	
15	3	1	**ZADWORNA Anna**	POL	29 JUN 2002	0.64	30.56	*33.25* **1:04.39**	5.03	
16	2	3	**SHARP Lucy**	GBR	06 MAY 2001	0.70	30.27	*33.83* **1:04.91**	5.55	
17	5	8	**MCCLAFFERTY Shiona**	GBR	04 MAY 2000	0.79	31.15	*34.64* **1:05.04**	5.68	
18	5	1	**KUCUK Reyhan**	TUR	30 APR 2001	0.62	31.95	*33.89* **1:05.08**	5.72	
19	3	2	**BECKWITH Monique Elizabe**	AUS	17 FEB 1998	0.58	30.94	*33.13* **1:05.60**	6.24	
20	3	8	**KLAPPENECKER Annika**	GER	07 DEC 2001	0.70	31.67	*34.66* **1:06.20**	6.84	
21	4	1	**GOMMERS Lily Jane**	NED	08 APR 1997	0.62	30.95	*34.53* **1:06.53**	7.17	
22	2	2	**PINEROS Daniela Juliana**	COL	13 NOV 1999	0.75	31.99	*35.58* **1:06.89**	7.53	
23	2	4	**ZOU Selena**	CAN	26 OCT 2003	0.66	32.32	*34.90* **1:07.26**	7.90	
24	4	8	**NILANGEKAR Aditi**	IND	10 DEC 1998	0.95	31.31	*34.94* **1:07.27**	7.91	
25	3	7	**ZGOMBA Natali**	CRO	28 JUL 1998	0.83	32.23	*35.96* **1:07.61**	8.25	
26	2	5	**CARRIZO Amanda**	CHI	19 FEB 2002	0.76	32.90	*35.38* **1:07.82**	8.46	
27	2	6	**GANKE Yuliya**	KAZ	24 SEP 1995	0.97	33.92	*34.92* **1:15.06**	15.70	
28	1	5	**GHANEKAR Vedavati**	CAN	16 MAY 2003	0.81	36.35	*41.14* **1:16.16**	16.80	
29	1	4	**TOSUN Meliha Uncu**	TUR	04 JAN 1990	0.87	35.79	*39.81* **1:16.54**	17.18	
30	2	1	**YORUKOGLU Buse**	TUR	15 NOV 1993	0.71	38.25	*40.75* **1:20.09**	20.73	
31	2	7	**DIKYUVA Berna**	TUR	09 JUN 1991		40.59	*41.84* **1:25.80**	26.44	
32	1	3	**SILVA DE FREITAS Jane**	BRA	11 MAY 1986	0.96	37.91	*45.21* **1:31.39**	32.03	
								53.48		

Legend

Q = Qualified for the next phase **?** = Swim-Off **DSQ** = Disqualified **Q** = Qualified for the next phase
WR = World Record

RANK	HEAT	LANE	SURNAME & NAME	NOC	BORN	R.T.	TIME	GAP

NOT CLASSIFIED

4	3		**ERAMTSOVA Katsiaryna**	BLR	29 JUL 1983		**DNF**	
3	3		**AHEICHYK Aliaksandra**	BLR	26 MAR 2001		**DSQ**	

Legend

Q = Qualified for the next phase **?** = Swim-Off **DSQ** = Disqualified **Q** = Qualified for the next phase **WR** = World Record

Medallists

MEDAL	SURNAME & NAME	NOC

200 m Freestyle - Women

GOLD	**TERENTEVA Viktoriia**	**RUS**
SILVER	**HU Yuchen**	**CHN**
BRONZE	**REZHYLO Mariya**	**UKR**

Results

Event 11
20 JUL 2017

200 m Freestyle - Women

	Record		Name	YOB	NOC	Location	Date
WR	**2:07.13**	**HE Yue Yue**		CHN		Taipei (TPE)	11 SEP 2009
DR	**2:07.13**	**HE Yue Yue**		CHN		Taipei (TPE)	11 SEP 2009

Final

RANK	LANE	SURNAME & NAME	NOC	BORN	R.T.	50m	100m	150m	TIME	GAP	
1	4	**TERENTEVA Viktoriia**	RUS	22 MAR 1999	0.80	28.90(1)	59.79(1) *30.89*	1:32.28(1) *32.49*	**2:04.64** *32.36*		*WR-DR*
2	6	**HU Yuchen**	CHN	10 JUL 1994	0.86	29.56(2)	1:01.78(3) *32.22*	1:35.80(2) *34.02*	**2:09.83** *34.03*	5.19	
3	5	**REZHYLO Mariya**	UKR	03 OCT 1998	0.84	31.44(7)	1:05.07(4) *33.63*	1:37.79(4) *32.72*	**2:10.16** *32.37*	5.52	
4	3	**KARPOVA Maria**	RUS	22 OCT 1996	0.84	29.61(3)	1:01.76(2) *32.15*	1:36.72(3) *34.96*	**2:14.28** *37.56*	9.64	
5	2	**MASSENGALE Emily**	USA	11 FEB 2001	0.67	31.85(8)	1:06.19(8) *34.34*	1:40.78(6) *34.59*	**2:14.57** *33.79*	9.93	
6	1	**CUNNINGHAM Karla**	IRL	07 FEB 2003	0.81	31.09(5)	1:05.93(7) *34.84*	1:41.28(7) *35.35*	**2:15.97** *34.69*	11.33	
7	7	**GREYMONT Alyssa**	USA	26 JUN 1997	0.65	31.41(6)	1:05.27(5) *33.86*	1:40.75(5) *35.48*	**2:16.12** *35.37*	11.48	
8	8	**BECKWITH Monique Elizabe**	AUS	17 FEB 1998	0.77	31.02(4)	1:05.65(6) *34.63*	1:42.21(8) *36.56*	**2:19.21** *37.00*	14.57	

Legend

Q = Qualified for the next phase **?** = Swim-Off **DSQ** = Disqualified **Q** = Qualified for the next phase **WR** = World Record

Results

Event 3
20 JUL 2017

200 m Freestyle - Women
Preliminary

	Record		Name	YOB	NOC	Location	Date
WR	**2:07.13**	**HE Yue Yue**		CHN		Taipei (TPE)	11 SEP 2009
DR	**2:07.13**	**HE Yue Yue**		CHN		Taipei (TPE)	11 SEP 2009

Heat 1 of 4

RANK	LANE	SURNAME & NAME	NOC	BORN	R.T.	50m	100m	150m	TIME	GAP	
1	4	**PINEROS Daniela Juliana**	COL	13 NOV 1999	0.80	34.18(1)	1:12.40(1) *38.22*	1:53.30(1) *40.90*	**2:31.75** *38.45*		
2	5	**BIRYUKOVA Alyona**	KAZ	22 JUN 1999	0.90	35.89(2)	1:17.91(2) *42.02*	2:05.38(2) *47.47*	**2:50.38** *45.00*	18.63	
3	3	**GHANEKAR Vedavati**	CAN	16 MAY 2003	0.79	38.73(3)	1:23.85(3) *45.12*	2:09.81(3) *45.96*	**2:51.25** *41.44*	19.50	

Heat 2 of 4

RANK	LANE	SURNAME & NAME	NOC	BORN	R.T.	50m	100m	150m	TIME	GAP	
1	4	**HU Yuchen**	CHN	10 JUL 1994	0.85	30.69(1)	1:04.75(1) *34.06*	1:39.83(1) *35.08*	**2:14.70** *34.87*		**Q**
2	3	**CUNNINGHAM Karla**	IRL	07 FEB 2003	0.79	31.09(2)	1:05.75(2) *34.66*	1:41.57(2) *35.82*	**2:16.28** *34.71*	1.58	**Q**
3	5	**KUZMICH Hanna**	BLR	21 FEB 1992	0.58	32.33(4)	1:06.86(3) *34.53*	1:42.63(3) *35.77*	**2:17.94** *35.31*	3.24	**R**
4	6	**DAVYDOVA Krystyna**	UKR	30 APR 1997	0.79	32.83(5)	1:08.00(5) *35.17*	1:43.54(4) *35.54*	**2:18.41** *34.87*	3.71	
5	2	**AVRAMENKO Kateryna**	UKR	09 SEP 1995	0.85	32.90(6)	1:09.22(6) *36.32*	1:45.73(6) *36.51*	**2:21.76** *36.03*	7.06	
6	1	**GOMMERS Lily Jane**	NED	08 APR 1997	0.82	32.02(3)	1:07.75(4) *35.73*	1:45.62(5) *37.87*	**2:24.48** *38.86*	9.78	
7	7	**ZOU Selena**	CAN	26 OCT 2003	0.69	33.58(8)	1:10.48(7) *36.90*	1:48.43(7) *37.95*	**2:26.09** *37.66*	11.39	
8	8	**CARRIZO Amanda**	CHI	19 FEB 2002	0.55	33.39(7)	1:11.47(8) *38.08*	1:52.29(8) *40.82*	**2:32.65** *40.36*	17.95	

Heat 3 of 4

RANK	LANE	SURNAME & NAME	NOC	BORN	R.T.	50m	100m	150m	TIME	GAP	
1	4	**REZHYLO Mariya**	UKR	03 OCT 1998	0.78	29.25(1)	1:01.59(1) *32.34*	1:36.59(1) *35.00*	**2:10.08** *33.49*		**Q**
2	5	**GREYMONT Alyssa**	USA	26 JUN 1997	0.80	31.33(3)	1:05.21(2) *33.88*	1:40.76(2) *35.55*	**2:16.13** *35.37*	6.05	**Q**
3	2	**LOUBSER Cornell**	RSA	27 JUL 1994	0.78	31.77(4)	1:06.94(4) *35.17*	1:42.84(4) *35.90*	**2:17.51** *34.67*	7.43	**Q**
4	3	**BECKWITH Monique Elizabe**	AUS	17 FEB 1998	0.77	31.29(2)	1:06.00(3) *34.71*	1:42.05(3) *36.05*	**2:17.66** *35.61*	7.58	**R**
5	6	**LIU Rui**	CHN	05 DEC 1998	0.78	31.80(5)	1:07.10(5) *35.30*	1:44.36(5) *37.26*	**2:21.04** *36.68*	10.96	
6	1	**BAHDANAVA Dziyana Dmitri**	BLR	19 AUG 1999	0.79	32.17(6)	1:08.43(6) *36.26*	1:46.69(6) *38.26*	**2:24.88** *38.19*	14.80	
7	7	**ZADWORNA Anna**	POL	29 JUN 2002	0.60	33.19(8)	1:10.66(7) *37.47*	1:49.76(7) *39.10*	**2:26.76** *37.00*	16.68	
8	8	**CHEN Tzu-Ying**	TPE	01 MAR 1997	0.84	32.93(7)	1:10.78(8) *37.85*	1:51.02(8) *40.24*	**2:30.69** *39.67*	20.61	

Legend

Q = Qualified for the next phase **?** = Swim-Off **DSQ** = Disqualified **Q** = Qualified for the next phase
WR = World Record

RANK	LANE	SURNAME & NAME	NOC	BORN	R.T.				TIME	GAP	
Heat 4 of 4											
1	4	**TERENTEVA Viktoriia**	RUS	22 MAR 1999	0.77	28.73(1)	1:00.52(1) *31.79*	1:33.87(1) *33.35*	**2:07.40** *33.53*		**Q**
2	5	**KARPOVA Maria**	RUS	22 OCT 1996	0.87	29.03(2)	1:01.01(2) *31.98*	1:35.64(2) *34.63*	**2:11.33** *35.69*	3.93	**Q**
3	2	**MASSENGALE Emily**	USA	11 FEB 2001	0.73	32.97(8)	1:07.65(5) *34.68*	1:42.46(3) *34.81*	**2:16.07** *33.61*	8.67	**Q**
4	1	**COCKER Elizabeth**	USA	05 OCT 1995	0.72	31.99(5)	1:07.36(4) *35.37*	1:43.12(4) *35.76*	**2:17.89** *34.77*	10.49	
5	7	**TARASENKO Daria**	UKR	06 AUG 1999	0.72	31.37(3)	1:06.47(3) *35.10*	1:43.57(5) *37.10*	**2:20.63** *37.06*	13.23	
6	6	**ZGOMBA Natali**	CRO	28 JUL 1998	0.88	31.74(4)	1:08.21(6) *36.47*	1:46.12(6) *37.91*	**2:23.22** *37.10*	15.82	
7	3	**AHEICHYK Aliaksandra**	BLR	26 MAR 2001	0.83	32.94(7)	1:09.32(7) *36.38*	1:47.42(7) *38.10*	**2:25.21** *37.79*	17.81	
8	8	**TASCON Yessica Andrea**	COL	16 APR 2000	0.84	32.77(6)	1:10.50(8) *37.73*	1:50.10(8) *39.60*	**2:27.65** *37.55*	20.25	

Legend

Q = Qualified for the next phase **?** = Swim-Off **DSQ** = Disqualified **Q** = Qualified for the next phase **WR** = World Record

Results

Event 3
20 JUL 2017

200 m Freestyle - Women
Preliminary

	Record		Name	YOB	NOC	Location	Date
WR	2:07.13	HE Yue Yue		CHN		Taipei (TPE)	11 SEP 2009
DR	2:07.13	HE Yue Yue		CHN		Taipei (TPE)	11 SEP 2009

RANK	HEAT	LANE	SURNAME & NAME	NOC	BORN	R.T.	50m	100m	150m	TIME	GAP	
1	4	4	**TERENTEVA Viktoriia**	RUS	22 MAR 1999	0.77	28.73	1:00.52 *31.79*	1:33.87 *33.35*	**2:07.40** *33.53*		**Q**
2	3	4	**REZHYLO Mariya**	UKR	03 OCT 1998	0.78	29.25	1:01.59 *32.34*	1:36.59 *35.00*	**2:10.08** *33.49*	2.68	**Q**
3	4	5	**KARPOVA Maria**	RUS	22 OCT 1996	0.87	29.03	1:01.01 *31.98*	1:35.64 *34.63*	**2:11.33** *35.69*	3.93	**Q**
4	2	4	**HU Yuchen**	CHN	10 JUL 1994	0.85	30.69	1:04.75 *34.06*	1:39.83 *35.08*	**2:14.70** *34.87*	7.30	**Q**
5	4	2	**MASSENGALE Emily**	USA	11 FEB 2001	0.73	32.97	1:07.65 *34.68*	1:42.46 *34.81*	**2:16.07** *33.61*	8.67	**Q**
6	3	5	**GREYMONT Alyssa**	USA	26 JUN 1997	0.80	31.33	1:05.21 *33.88*	1:40.76 *35.55*	**2:16.13** *35.37*	8.73	**Q**
7	2	3	**CUNNINGHAM Karla**	IRL	07 FEB 2003	0.79	31.09	1:05.75 *34.66*	1:41.57 *35.82*	**2:16.28** *34.71*	8.88	**Q**
8	3	2	**LOUBSER Cornell**	RSA	27 JUL 1994	0.78	31.77	1:06.94 *35.17*	1:42.84 *35.90*	**2:17.51** *34.67*	10.11	**Q**
9	3	3	**BECKWITH Monique Elizabe**	AUS	17 FEB 1998	0.77	31.29	1:06.00 *34.71*	1:42.05 *36.05*	**2:17.66** *35.61*	10.26	**R**
10	4	1	**COCKER Elizabeth**	USA	05 OCT 1995	0.72	31.99	1:07.36 *35.37*	1:43.12 *35.76*	**2:17.89** *34.77*	10.49	
11	2	5	**KUZMICH Hanna**	BLR	21 FEB 1992	0.58	32.33	1:06.86 *34.53*	1:42.63 *35.77*	**2:17.94** *35.31*	10.54	**R**
12	2	6	**DAVYDOVA Krystyna**	UKR	30 APR 1997	0.79	32.83	1:08.00 *35.17*	1:43.54 *35.54*	**2:18.41** *34.87*	11.01	
13	4	7	**TARASENKO Daria**	UKR	06 AUG 1999	0.72	31.37	1:06.47 *35.10*	1:43.57 *37.10*	**2:20.63** *37.06*	13.23	
14	3	6	**LIU Rui**	CHN	05 DEC 1998	0.78	31.80	1:07.10 *35.30*	1:44.36 *37.26*	**2:21.04** *36.68*	13.64	
15	2	2	**AVRAMENKO Kateryna**	UKR	09 SEP 1995	0.85	32.90	1:09.22 *36.32*	1:45.73 *36.51*	**2:21.76** *36.03*	14.36	
16	4	6	**ZGOMBA Natali**	CRO	28 JUL 1998	0.88	31.74	1:08.21 *36.47*	1:46.12 *37.91*	**2:23.22** *37.10*	15.82	
17	2	1	**GOMMERS Lily Jane**	NED	08 APR 1997	0.82	32.02	1:07.75 *35.73*	1:45.62 *37.87*	**2:24.48** *38.86*	17.08	
18	3	1	**BAHDANAVA Dziyana Dmitri**	BLR	19 AUG 1999	0.79	32.17	1:08.43 *36.26*	1:46.69 *38.26*	**2:24.88** *38.19*	17.48	
19	4	3	**AHEICHYK Aliaksandra**	BLR	26 MAR 2001	0.83	32.94	1:09.32 *36.38*	1:47.42 *38.10*	**2:25.21** *37.79*	17.81	
20	2	7	**ZOU Selena**	CAN	26 OCT 2003	0.69	33.58	1:10.48 *36.90*	1:48.43 *37.95*	**2:26.09** *37.66*	18.69	
21	3	7	**ZADWORNA Anna**	POL	29 JUN 2002	0.60	33.19	1:10.66 *37.47*	1:49.76 *39.10*	**2:26.76** *37.00*	19.36	

Legend
Q = Qualified for the next phase **?** = Swim-Off **DSQ** = Disqualified **Q** = Qualified for the next phase
WR = World Record

RANK	HEAT	LANE	SURNAME & NAME	NOC	BORN	R.T.				TIME	GAP
22	4	8	**TASCON Yessica Andrea**	COL	16 APR 2000	0.84	32.77	1:10.50 *37.73*	1:50.10 *39.60*	**2:27.65** *37.55*	20.25
23	3	8	**CHEN Tzu-Ying**	TPE	01 MAR 1997	0.84	32.93	1:10.78 *37.85*	1:51.02 *40.24*	**2:30.69** *39.67*	23.29
24	1	4	**PINEROS Daniela Juliana**	COL	13 NOV 1999	0.80	34.18	1:12.40 *38.22*	1:53.30 *40.90*	**2:31.75** *38.45*	24.35
25	2	8	**CARRIZO Amanda**	CHI	19 FEB 2002	0.55	33.39	1:11.47 *38.08*	1:52.29 *40.82*	**2:32.65** *40.36*	25.25
26	1	5	**BIRYUKOVA Alyona**	KAZ	22 JUN 1999	0.90	35.89	1:17.91 *42.02*	2:05.38 *47.47*	**2:50.38** *45.00*	42.98
27	1	3	**GHANEKAR Vedavati**	CAN	16 MAY 2003	0.79	38.73	1:23.85 *45.12*	2:09.81 *45.96*	**2:51.25** *41.44*	43.85

Legend

Q = Qualified for the next phase **?** = Swim-Off **DSQ** = Disqualified **Q** = Qualified for the next phase **WR** = World Record

Medallists

MEDAL	SURNAME & NAME	NOC

400 m Freestyle - Women

GOLD	**TERENTEVA Viktoriia**	**RUS**
SILVER	**HU Yuchen**	**CHN**
BRONZE	**GREYMONT Alyssa**	**USA**

Results

RANK	LANE	SURNAME & NAME	NOC	BORN	R.T.	TIME	GAP
	50m	100m	150m	200m	250m	300m	350m

Event 51

24 JUL 2017

400 m Freestyle - Women

Record		Name	YOB	NOC	Location	Date
WR	**4:27.82**	**TOVSTA Anna**	UKR		Taipei (TPE)	07 SEP 2009
DR	**4:27.82**	**TOVSTA Anna**	UKR		Taipei (TPE)	07 SEP 2009

Final

1	5	**TERENTEVA Viktoriia**	RUS	22 MAR 1999			0.87	**4:25.94**		*WR-DR*
	29.62(2)	1:01.84(1)	1:35.63(1)	2:09.91(1)	2:44.19(1)	3:18.84(1)	3:53.57(1)			
		32.22	*33.79*	*34.28*	*34.28*	*34.65*	*34.73*	*32.37*		
2	8	**HU Yuchen**	CHN	10 JUL 1994			0.66	**4:32.77**	6.83	
	29.32(1)	1:02.13(2)	1:36.41(2)	2:11.47(2)	2:47.28(2)	3:23.06(2)	3:58.19(2)			
		32.81	*34.28*	*35.06*	*35.81*	*35.78*	*35.13*	*34.58*		
3	4	**GREYMONT Alyssa**	USA	26 JUN 1997			0.67	**4:40.18**	14.24	
	30.89(4)	1:04.72(3)	1:39.86(3)	2:15.58(3)	2:51.60(3)	3:28.14(3)	4:04.48(3)			
		33.83	*35.14*	*35.72*	*36.02*	*36.54*	*36.34*	*35.70*		
4	7	**SAITO Kyoka**	JPN	26 DEC 2000			0.60	**4:43.58**	17.64	
	31.07(5)	1:05.38(5)	1:41.58(5)	2:18.00(5)	2:55.08(5)	3:31.58(4)	4:08.52(4)			
		34.31	*36.20*	*36.42*	*37.08*	*36.50*	*36.94*	*35.06*		
5	6	**CUNNINGHAM Karla**	IRL	07 FEB 2003			0.79	**4:45.12**	19.18	
	30.47(3)	1:04.73(4)	1:40.88(4)	2:17.79(4)	2:54.77(4)	3:32.31(5)	4:09.44(6)			
		34.26	*36.15*	*36.91*	*36.98*	*37.54*	*37.13*	*35.68*		
6	3	**KALININA Maria Eduardovn**	RUS	02 SEP 1990			0.89	**4:45.28**	19.34	
	31.91(6)	1:06.97(6)	1:43.48(6)	2:20.29(6)	2:56.65(6)	3:32.89(6)	4:09.10(5)			
		35.06	*36.51*	*36.81*	*36.36*	*36.24*	*36.21*	*36.18*		
7	2	**BECKWITH Monique Elizabe**	AUS	17 FEB 1998			0.61	**4:47.65**	21.71	
	31.99(8)	1:07.47(8)	1:44.00(7)	2:21.10(7)	2:58.13(7)	3:35.31(7)	4:12.05(7)			
		35.48	*36.53*	*37.10*	*37.03*	*37.18*	*36.74*	*35.60*		
8	1	**NEUMANN Linda Elisa**	GER	17 MAR 1993			0.65	**4:52.14**	26.20	
	31.91(6)	1:07.46(7)	1:44.10(8)	2:21.49(8)	2:59.10(8)	3:37.19(8)	4:14.89(8)			
		35.55	*36.64*	*37.39*	*37.61*	*38.09*	*37.70*	*37.25*		

Legend

Q = Qualified for the next phase **?** = Swim-Off **DSQ** = Disqualified **Q** = Qualified for the next phase
WR = World Record

Results

Event 43
24 JUL 2017

400 m Freestyle - Women
Preliminary

Record		Name	YOB	NOC	Location	Date
WR	**4:27.82**	**TOVSTA Anna**	UKR		Taipei (TPE)	07 SEP 2009
DR	**4:27.82**	**TOVSTA Anna**	UKR		Taipei (TPE)	07 SEP 2009

Heat 1 of 3

RANK	LANE	SURNAME & NAME	NOC	BORN	R.T.	TIME	GAP	
	50m	100m	150m	200m	250m	300m	350m	
1	5	**GREYMONT Alyssa**	USA	26 JUN 1997	0.74	**4:41.37**		**Q**
	31.04(1)	1:05.01(1)	1:40.88(1)	2:16.57(1)	2:52.96(1)	3:29.27(1)	4:05.75(1)	
		33.97	*35.87*	*35.69*	*36.39*	*36.31*	*36.48*	*35.62*
2	4	**TASCON Yessica Andrea**	COL	16 APR 2000	0.81	**5:18.49**	37.12	
	35.46(2)	1:14.93(2)	1:55.90(2)	2:36.71(2)	3:16.50(2)	3:57.66(2)	4:39.40(2)	
		39.47	*40.97*	*40.81*	*39.79*	*41.16*	*41.74*	*39.09*

NOT CLASSIFIED

	3	**BIRYUKOVA Alyona**	KAZ	22 JUN 1999		**DNF**		

Heat 2 of 3

1	5	**KALININA Maria Eduardovn**	RUS	02 SEP 1990	0.86	**4:45.94**		**Q**
	32.31(4)	1:07.60(3)	1:44.14(3)	2:21.08(3)	2:57.63(1)	3:34.36(1)	4:10.63(1)	
		35.29	*36.54*	*36.94*	*36.55*	*36.73*	*36.27*	*35.31*
2	6	**CUNNINGHAM Karla**	IRL	07 FEB 2003	0.79	**4:46.07**	0.13	**Q**
	32.06(3)	1:07.66(4)	1:44.49(4)	2:21.70(4)	2:58.89(4)	3:35.72(3)	4:12.21(3)	
		35.60	*36.83*	*37.21*	*37.19*	*36.83*	*36.49*	*33.86*
3	8	**MASSENGALE Emily**	USA	11 FEB 2001	0.70	**4:47.84**	1.90	**Q**
	33.07(7)	1:09.36(6)	1:46.18(6)	2:22.89(5)	2:59.89(5)	3:37.13(5)	4:13.57(5)	
		36.29	*36.82*	*36.71*	*37.00*	*37.24*	*36.44*	*34.27*
4	3	**SAITO Kyoka**	JPN	26 DEC 2000	0.60	**4:47.89**	1.95	**Q**
	31.50(1)	1:07.01(2)	1:43.69(2)	2:20.57(1)	2:58.18(3)	3:35.78(4)	4:12.59(4)	
		35.51	*36.68*	*36.88*	*37.61*	*37.60*	*36.81*	*35.30*
5	4	**NEUMANN Linda Elisa**	GER	17 MAR 1993	0.79	**4:48.61**	2.67	**Q**
	31.74(2)	1:06.96(1)	1:43.62(1)	2:20.64(2)	2:57.90(2)	3:35.23(2)	4:12.02(2)	
		35.22	*36.66*	*37.02*	*37.26*	*37.33*	*36.79*	*36.59*
6	2	**AHEICHYK Aliaksandra**	BLR	26 MAR 2001	0.72	**4:57.63**	11.69	
	32.58(5)	1:08.54(5)	1:45.61(5)	2:23.68(6)	3:02.21(6)	3:41.27(6)	4:19.81(6)	
		35.96	*37.07*	*38.07*	*38.53*	*39.06*	*38.54*	*37.82*
7	7	**AVRAMENKO Kateryna**	UKR	09 SEP 1995	0.75	**5:06.94**	21.00	
	33.19(8)	1:09.93(7)	1:48.63(7)	2:27.70(7)	3:07.48(7)	3:48.25(7)	4:28.31(7)	
		36.74	*38.70*	*39.07*	*39.78*	*40.77*	*40.06*	*38.63*
8	1	**BAHDANAVA Dziyana Dmitri**	BLR	19 AUG 1999	0.60	**5:19.00**	33.06	
	33.01(6)	1:11.32(8)	1:50.25(8)	2:30.80(8)	3:12.17(8)	3:54.64(8)	4:37.05(8)	
		38.31	*38.93*	*40.55*	*41.37*	*42.47*	*42.41*	*41.95*

Heat 3 of 3

1	4	**TERENTEVA Viktoriia**	RUS	22 MAR 1999	0.68	**4:42.73**		**Q**
	31.90(1)	1:07.33(1)	1:42.82(1)	2:19.11(1)	2:55.05(1)	3:31.01(1)	4:07.20(1)	
		35.43	*35.49*	*36.29*	*35.94*	*35.96*	*36.19*	*35.53*
2	3	**BECKWITH Monique Elizabe**	AUS	17 FEB 1998	0.58	**4:46.20**	3.47	**Q**
	32.13(3)	1:07.34(2)	1:43.42(2)	2:20.18(2)	2:56.75(2)	3:33.79(2)	4:10.55(2)	
		35.21	*36.08*	*36.76*	*36.57*	*37.04*	*36.76*	*35.65*
3	5	**HU Yuchen**	CHN	10 JUL 1994	0.78	**4:48.83**	6.10	**R**
	32.10(2)	1:08.37(3)	1:45.80(3)	2:23.27(3)	2:59.94(3)	3:36.79(3)	4:13.21(3)	
		36.27	*37.43*	*37.47*	*36.67*	*36.85*	*36.42*	*35.62*
4	7	**PENG Huidi**	CHN	29 JUL 2004	0.78	**4:53.54**	10.81	**R**
	33.14(4)	1:09.44(4)	1:46.96(4)	2:24.99(4)	3:02.76(4)	3:40.70(4)	4:18.18(4)	
		36.30	*37.52*	*38.03*	*37.77*	*37.94*	*37.48*	*35.36*
5	6	**KUCUK Reyhan**	TUR	30 APR 2001	0.68	**4:57.67**	14.94	
	33.46(7)	1:10.23(5)	1:48.53(5)	2:26.92(5)	3:06.15(6)	3:44.54(5)	4:21.66(5)	
		36.77	*38.30*	*38.39*	*39.23*	*38.39*	*37.12*	*36.01*
6	1	**LIU Rui**	CHN	05 DEC 1998	0.72	**5:00.64**	17.91	
	33.16(5)	1:11.10(6)	1:49.15(6)	2:27.36(6)	3:05.96(5)	3:44.72(6)	4:23.65(6)	
		37.94	*38.05*	*38.21*	*38.60*	*38.76*	*38.93*	*36.99*
7	8	**DRAGAN Julia**	POL	16 JUL 2004		**5:01.76**	19.03	
	33.67(8)	1:11.63(8)	1:50.43(7)	2:30.01(7)	3:09.07(7)	3:47.32(7)	4:25.71(7)	
		37.96	*38.80*	*39.58*	*39.06*	*38.25*	*38.39*	*36.05*

Legend

Q = Qualified for the next phase **?** = Swim-Off **DSQ** = Disqualified **Q** = Qualified for the next phase
WR = World Record

RANK	LANE	SURNAME & NAME	NOC	BORN	R.T.	TIME	GAP
8	2	**ZGOMBA Natali**	CRO	28 JUL 1998	0.81	**5:15.17**	32.44
	33.31(6)	1:11.40(7)	1:50.55(8)	2:31.13(8)	3:12.52(8)	3:54.27(8)	4:35.48(8)
		38.09	*39.15*	*40.58*	*41.39*	*41.75*	*41.21*

39.69

Legend

Q = Qualified for the next phase **?** = Swim-Off **DSQ** = Disqualified **Q** = Qualified for the next phase

WR = World Record

Results

Event 43
24 JUL 2017

400 m Freestyle - Women
Preliminary

	Record	Name	YOB	NOC	Location	Date
WR	**4:27.82**	**TOVSTA Anna**		UKR	Taipei (TPE)	07 SEP 2009
DR	**4:27.82**	**TOVSTA Anna**		UKR	Taipei (TPE)	07 SEP 2009

RANK	HEAT	LANE	SURNAME & NAME	NOC	BORN	R.T.	TIME	GAP	
		50m	100m	150m	200m	250m	300m	350m	
1	1	5	**GREYMONT Alyssa**	USA	26 JUN 1997	0.74	**4:41.37**		**Q**
		31.04	1:05.01	1:40.88	2:16.57	2:52.96	3:29.27	4:05.75	
			33.97	*35.87*	*35.69*	*36.39*	*36.31*	*36.48*	*35.62*
2	3	4	**TERENTEVA Viktoriia**	RUS	22 MAR 1999	0.68	**4:42.73**	1.36	**Q**
		31.90	1:07.33	1:42.82	2:19.11	2:55.05	3:31.01	4:07.20	
			35.43	*35.49*	*36.29*	*35.94*	*35.96*	*36.19*	*35.53*
3	2	5	**KALININA Maria Eduardovn**	RUS	02 SEP 1990	0.86	**4:45.94**	4.57	**Q**
		32.31	1:07.60	1:44.14	2:21.08	2:57.63	3:34.36	4:10.63	
			35.29	*36.54*	*36.94*	*36.55*	*36.73*	*36.27*	*35.31*
4	2	6	**CUNNINGHAM Karla**	IRL	07 FEB 2003	0.79	**4:46.07**	4.70	**Q**
		32.06	1:07.66	1:44.49	2:21.70	2:58.89	3:35.72	4:12.21	
			35.60	*36.83*	*37.21*	*37.19*	*36.83*	*36.49*	*33.86*
5	3	3	**BECKWITH Monique Elizabe**	AUS	17 FEB 1998	0.58	**4:46.20**	4.83	**Q**
		32.13	1:07.34	1:43.42	2:20.18	2:56.75	3:33.79	4:10.55	
			35.21	*36.08*	*36.76*	*36.57*	*37.04*	*36.76*	*35.65*
6	2	8	**MASSENGALE Emily**	USA	11 FEB 2001	0.70	**4:47.84**	6.47	**Q**
		33.07	1:09.36	1:46.18	2:22.89	2:59.89	3:37.13	4:13.57	
			36.29	*36.82*	*36.71*	*37.00*	*37.24*	*36.44*	*34.27*
7	2	3	**SAITO Kyoka**	JPN	26 DEC 2000	0.60	**4:47.89**	6.52	**Q**
		31.50	1:07.01	1:43.69	2:20.57	2:58.18	3:35.78	4:12.59	
			35.51	*36.68*	*36.88*	*37.61*	*37.60*	*36.81*	*35.30*
8	2	4	**NEUMANN Linda Elisa**	GER	17 MAR 1993	0.79	**4:48.61**	7.24	**Q**
		31.74	1:06.96	1:43.62	2:20.64	2:57.90	3:35.23	4:12.02	
			35.22	*36.66*	*37.02*	*37.26*	*37.33*	*36.79*	*36.59*
9	3	5	**HU Yuchen**	CHN	10 JUL 1994	0.78	**4:48.83**	7.46	**R**
		32.10	1:08.37	1:45.80	2:23.27	2:59.94	3:36.79	4:13.21	
			36.27	*37.43*	*37.47*	*36.67*	*36.85*	*36.42*	*35.62*
10	3	7	**PENG Huidi**	CHN	29 JUL 2004	0.78	**4:53.54**	12.17	**R**
		33.14	1:09.44	1:46.96	2:24.99	3:02.76	3:40.70	4:18.18	
			36.30	*37.52*	*38.03*	*37.77*	*37.94*	*37.48*	*35.36*
11	2	2	**AHEICHYK Aliaksandra**	BLR	26 MAR 2001	0.72	**4:57.63**	16.26	
		32.58	1:08.54	1:45.61	2:23.68	3:02.21	3:41.27	4:19.81	
			35.96	*37.07*	*38.07*	*38.53*	*39.06*	*38.54*	*37.82*
12	3	6	**KUCUK Reyhan**	TUR	30 APR 2001	0.68	**4:57.67**	16.30	
		33.46	1:10.23	1:48.53	2:26.92	3:06.15	3:44.54	4:21.66	
			36.77	*38.30*	*38.39*	*39.23*	*38.39*	*37.12*	*36.01*
13	3	1	**LIU Rui**	CHN	05 DEC 1998	0.72	**5:00.64**	19.27	
		33.16	1:11.10	1:49.15	2:27.36	3:05.96	3:44.72	4:23.65	
			37.94	*38.05*	*38.21*	*38.60*	*38.76*	*38.93*	*36.99*
14	3	8	**DRAGAN Julia**	POL	16 JUL 2004		**5:01.76**	20.39	
		33.67	1:11.63	1:50.43	2:30.01	3:09.07	3:47.32	4:25.71	
			37.96	*38.80*	*39.58*	*39.06*	*38.25*	*38.39*	*36.05*
15	2	7	**AVRAMENKO Kateryna**	UKR	09 SEP 1995	0.75	**5:06.94**	25.57	
		33.19	1:09.93	1:48.63	2:27.70	3:07.48	3:48.25	4:28.31	
			36.74	*38.70*	*39.07*	*39.78*	*40.77*	*40.06*	*38.63*
16	3	2	**ZGOMBA Natali**	CRO	28 JUL 1998	0.81	**5:15.17**	33.80	
		33.31	1:11.40	1:50.55	2:31.13	3:12.52	3:54.27	4:35.48	
			38.09	*39.15*	*40.58*	*41.39*	*41.75*	*41.21*	*39.69*
17	1	4	**TASCON Yessica Andrea**	COL	16 APR 2000	0.81	**5:18.49**	37.12	
		35.46	1:14.93	1:55.90	2:36.71	3:16.50	3:57.66	4:39.40	
			39.47	*40.97*	*40.81*	*39.79*	*41.16*	*41.74*	*39.09*
18	2	1	**BAHDANAVA Dziyana Dmitri**	BLR	19 AUG 1999	0.60	**5:19.00**	37.63	
		33.01	1:11.32	1:50.25	2:30.80	3:12.17	3:54.64	4:37.05	
			38.31	*38.93*	*40.55*	*41.37*	*42.47*	*42.41*	*41.95*

NOT CLASSIFIED

	1	3	**BIRYUKOVA Alyona**	KAZ	22 JUN 1999		**DNF**		

Legend

Q = Qualified for the next phase **?** = Swim-Off **DSQ** = Disqualified **Q** = Qualified for the next phase
WR = World Record

Medallists

MEDAL	SURNAME & NAME	NOC

800 m Freestyle - Women

GOLD	**TERENTEVA Viktoriia**	**RUS**
SILVER	**HU Yuchen**	**CHN**
BRONZE	**PENG Huidi**	**CHN**

Results

RANK	LANE	SURNAME & NAME	NOC	BORN	R.T.	TIME	GAP
50m	100m	150m	200m	250m	300m	350m	400m	
450m	500m	550m	600m	650m	700m	750m		

Event 27
21 JUL 2017

800 m Freestyle - Women

Record		Name	YOB	NOC	Location	Date
WR	**9:09.73**	**LUTZ Elizabeth**	USA		Koln (GER)	28 JUL 1981
DR	**9:09.73**	**LUTZ Elizabeth**	USA		Koln (GER)	28 JUL 1981

Final

1	4	**TERENTEVA Viktoriia**	RUS	22 MAR 1999			0.92	**9:16.59**	
	30.39(1)	1:04.51(1)	1:39.29(1)	2:14.23(1)	2:49.32(1)	3:24.96(1)	4:00.08(1)	4:35.44(1)	
		34.12	*34.78*	*34.94*	*35.09*	*35.64*	*35.12*	*35.36*	
	5:10.62(1)	5:46.14(1)	6:21.64(1)	6:57.71(1)	7:33.25(1)	8:08.98(1)	8:43.37(1)		
	35.18	*35.52*	*35.50*	*36.07*	*35.54*	*35.73*	*34.39*	*33.22*	
2	5	**HU Yuchen**	CHN	10 JUL 1994			0.89	**9:39.56**	22.97
	30.91(2)	1:05.61(2)	1:41.98(2)	2:18.51(2)	2:55.48(2)	3:32.15(2)	4:09.23(2)	4:45.95(2)	
		34.70	*36.37*	*36.53*	*36.97*	*36.67*	*37.08*	*36.72*	
	5:23.18(2)	6:00.03(2)	6:37.04(2)	7:13.90(2)	7:50.84(2)	8:27.49(2)	9:04.07(2)		
	37.23	*36.85*	*37.01*	*36.86*	*36.94*	*36.65*	*36.58*	*35.49*	
3	3	**PENG Huidi**	CHN	29 JUL 2004			0.63	**9:40.45**	23.86
	32.26(6)	1:07.75(5)	1:43.64(5)	2:20.35(5)	2:56.76(4)	3:33.74(4)	4:11.05(4)	4:48.18(4)	
		35.49	*35.89*	*36.71*	*36.41*	*36.98*	*37.31*	*37.13*	
	5:25.06(4)	6:01.91(4)	6:38.34(4)	7:15.47(4)	7:52.40(3)	8:29.59(3)	9:06.44(3)		
	36.88	*36.85*	*36.43*	*37.13*	*36.93*	*37.19*	*36.85*	*34.01*	
4	1	**CUNNINGHAM Karla**	IRL	07 FEB 2003			0.85	**9:40.74**	24.15
	31.43(3)	1:06.25(3)	1:42.43(3)	2:19.20(3)	2:55.99(3)	3:32.98(3)	4:09.92(3)	4:46.88(3)	
		34.82	*36.18*	*36.77*	*36.79*	*36.99*	*36.94*	*36.96*	
	5:24.03(3)	6:01.00(3)	6:38.21(3)	7:15.29(3)	7:52.43(4)	8:30.26(4)	9:07.22(4)		
	37.15	*36.97*	*37.21*	*37.08*	*37.14*	*37.83*	*36.96*	*33.52*	
5	2	**SAITO Kyoka**	JPN	26 DEC 2000			0.58	**9:47.50**	30.91
	31.62(4)	1:06.98(4)	1:43.19(4)	2:20.27(4)	2:57.65(5)	3:34.79(5)	4:12.01(5)	4:49.46(5)	
		35.36	*36.21*	*37.08*	*37.38*	*37.14*	*37.22*	*37.45*	
	5:26.65(5)	6:04.18(5)	6:41.76(5)	7:19.41(5)	7:56.90(5)	8:34.52(5)	9:11.65(5)		
	37.19	*37.53*	*37.58*	*37.65*	*37.49*	*37.62*	*37.13*	*35.85*	
6	7	**KALININA Maria Eduardovn**	RUS	02 SEP 1990			0.89	**9:51.90**	35.31
	32.69(8)	1:08.79(8)	1:45.92(8)	2:23.43(8)	3:01.15(8)	3:38.98(8)	4:16.88(8)	4:54.98(8)	
		36.10	*37.13*	*37.51*	*37.72*	*37.83*	*37.90*	*38.10*	
	5:32.60(8)	6:10.20(7)	6:47.11(7)	7:24.06(6)	8:00.72(6)	8:37.84(6)	9:15.15(6)		
	37.62	*37.60*	*36.91*	*36.95*	*36.66*	*37.12*	*37.31*	*36.75*	
7	6	**PUNET Maria Celeste**	ARG	26 JUN 1983			0.69	**9:54.80**	38.21
	32.59(7)	1:08.40(7)	1:45.08(7)	2:21.99(7)	2:59.69(7)	3:37.45(7)	4:15.60(7)	4:53.72(7)	
		35.81	*36.68*	*36.91*	*37.70*	*37.76*	*38.15*	*38.12*	
	5:31.98(7)	6:10.21(8)	6:47.90(8)	7:25.73(8)	8:03.79(8)	8:41.71(7)	9:19.07(7)		
	38.26	*38.23*	*37.69*	*37.83*	*38.06*	*37.92*	*37.36*	*35.73*	
8	8	**NEUMANN Linda Elisa**	GER	17 MAR 1993			0.81	**9:57.26**	40.67
	32.19(5)	1:07.85(6)	1:43.94(6)	2:20.84(6)	2:57.99(6)	3:35.67(6)	4:13.18(6)	4:51.40(6)	
		35.66	*36.09*	*36.90*	*37.15*	*37.68*	*37.51*	*38.22*	
	5:29.44(6)	6:07.51(6)	6:45.68(6)	7:24.48(7)	8:03.16(7)	8:41.73(8)	9:19.79(8)		
	38.04	*38.07*	*38.17*	*38.80*	*38.68*	*38.57*	*38.06*	*37.47*	

Legend
Q = Qualified for the next phase **?** = Swim-Off **DSQ** = Disqualified **Q** = Qualified for the next phase
WR = World Record

Results

RANK	LANE	SURNAME & NAME	NOC	BORN	R.T.	TIME	GAP
50m	100m	150m	200m	250m	300m	350m	400m
450m	500m	550m	600m	650m	700m	750m	

Event 7
20 JUL 2017

800 m Freestyle - Women
Preliminary

Record		Name	YOB	NOC	Location	Date
WR	**9:09.73**	**LUTZ Elizabeth**		USA	Koln (GER)	28 JUL 1981
DR	**9:09.73**	**LUTZ Elizabeth**		USA	Koln (GER)	28 JUL 1981

Heat 1 of 2

1	4	**TERENTEVA Viktoriia**			RUS	22 MAR 1999			0.79	**9:35.39**			**Q**
31.58(1)	1:06.96(1)	1:42.79(1)	2:19.02(1)	2:55.22(1)	3:31.54(1)	4:07.66(1)	4:44.32(1)						
	35.38	*35.83*	*36.23*	*36.20*	*36.32*	*36.12*	*36.66*						
5:20.30(1)	5:56.29(1)	6:32.60(1)	7:09.08(1)	7:45.62(1)	8:22.33(1)	8:59.28(1)							
35.98	*35.99*	*36.31*	*36.48*	*36.54*	*36.71*	*36.95*	*36.11*						
2	3	**HU Yuchen**			CHN	10 JUL 1994			0.72	**9:48.77**	13.38		**Q**
32.66(5)	1:08.32(3)	1:44.91(3)	2:21.92(2)	2:59.16(2)	3:35.83(2)	4:12.57(2)	4:49.37(2)						
	35.66	*36.59*	*37.01*	*37.24*	*36.67*	*36.74*	*36.80*						
5:26.60(2)	6:04.48(2)	6:41.82(2)	7:19.45(2)	7:57.18(2)	8:34.96(2)	9:12.29(2)							
37.23	*37.88*	*37.34*	*37.63*	*37.73*	*37.78*	*37.33*	*36.48*						
3	6	**PENG Huidi**			CHN	29 JUL 2004			0.71	**9:50.90**	15.51		**Q**
32.40(3)	1:08.46(5)	1:45.42(5)	2:22.52(5)	3:00.05(5)	3:37.51(4)	4:15.07(3)	4:52.59(3)						
	36.06	*36.96*	*37.10*	*37.53*	*37.46*	*37.56*	*37.52*						
5:30.10(3)	6:07.92(3)	6:45.85(3)	7:23.65(3)	8:01.37(3)	8:39.11(3)	9:16.02(3)							
37.51	*37.82*	*37.93*	*37.80*	*37.72*	*37.74*	*36.91*	*34.88*						
4	5	**PUNET Maria Celeste**			ARG	26 JUN 1983			0.78	**9:51.16**	15.77		**Q**
32.22(2)	1:07.86(2)	1:44.82(2)	2:22.01(3)	2:59.69(3)	3:37.14(3)	4:15.15(4)	4:52.78(4)						
	35.64	*36.96*	*37.19*	*37.68*	*37.45*	*38.01*	*37.63*						
5:30.59(4)	6:08.30(4)	6:46.14(4)	7:23.70(4)	8:01.58(4)	8:39.18(4)	9:16.55(4)							
37.81	*37.71*	*37.84*	*37.56*	*37.88*	*37.60*	*37.37*	*34.61*						
5	2	**CUNNINGHAM Karla**			IRL	07 FEB 2003			0.74	**9:58.15**	22.76		**Q**
32.53(4)	1:08.40(4)	1:44.98(4)	2:22.41(4)	2:59.97(4)	3:37.76(5)	4:15.95(5)	4:54.56(5)						
	35.87	*36.58*	*37.43*	*37.56*	*37.79*	*38.19*	*38.61*						
5:32.69(5)	6:11.17(5)	6:49.34(5)	7:27.11(5)	8:05.69(5)	8:44.33(5)	9:21.48(5)							
38.13	*38.48*	*38.17*	*37.77*	*38.58*	*38.64*	*37.15*	*36.67*						
6	7	**BECKWITH Monique Elizabe**			AUS	17 FEB 1998			0.56	**10:09.68**	34.29		
32.68(6)	1:08.94(6)	1:46.48(6)	2:24.12(6)	3:02.25(6)	3:40.92(6)	4:19.76(6)	4:58.80(6)						
	36.26	*37.54*	*37.64*	*38.13*	*38.67*	*38.84*	*39.04*						
5:37.81(6)	6:17.27(6)	6:56.41(6)	7:35.30(6)	8:14.20(6)	8:53.26(6)	9:31.61(6)							
39.01	*39.46*	*39.14*	*38.89*	*38.90*	*39.06*	*38.35*	*38.07*						
7	1	**MULLANI RAHIMKHAN Subiya**			IND	15 OCT 1999			1.09	**10:44.15**	68.76		
34.50(7)	1:12.60(7)	1:52.72(7)	2:33.11(7)	3:14.07(7)	3:54.70(7)	4:36.19(7)	5:16.97(7)						
	38.10	*40.12*	*40.39*	*40.96*	*40.63*	*41.49*	*40.78*						
5:58.96(7)	6:40.76(7)	7:21.69(7)	8:02.91(7)	8:43.79(7)	9:25.26(7)	10:05.49(7)							
41.99	*41.80*	*40.93*	*41.22*	*40.88*	*41.47*	*40.23*	*38.66*						

Heat 2 of 2

1	4	**GREYMONT Alyssa**			USA	26 JUN 1997			0.77	**9:44.68**			**Q**
32.65(3)	1:07.58(1)	1:43.17(1)	2:19.78(1)	2:56.47(1)	3:33.52(1)	4:10.91(1)	4:47.99(1)						
	34.93	*35.59*	*36.61*	*36.69*	*37.05*	*37.39*	*37.08*						
5:25.37(1)	6:03.36(1)	6:40.91(1)	7:18.98(1)	7:55.49(1)	8:32.74(1)	9:09.60(1)							
37.38	*37.99*	*37.55*	*38.07*	*36.51*	*37.25*	*36.86*	*35.08*						
2	5	**SAITO Kyoka**			JPN	26 DEC 2000			0.59	**9:54.77**	10.09		**Q**
33.06(5)	1:09.57(3)	1:46.87(4)	2:24.41(4)	3:02.15(4)	3:39.67(4)	4:17.27(4)	4:54.98(3)						
	36.51	*37.30*	*37.54*	*37.74*	*37.52*	*37.60*	*37.71*						
5:32.76(3)	6:10.12(3)	6:47.79(3)	7:25.64(2)	8:03.73(2)	8:41.72(2)	9:19.25(2)							
37.78	*37.36*	*37.67*	*37.85*	*38.09*	*37.99*	*37.53*	*35.52*						
3	6	**KALININA Maria Eduardovn**			RUS	02 SEP 1990			0.90	**9:55.98**	11.30		**Q**
33.12(6)	1:09.59(4)	1:46.80(3)	2:24.01(3)	3:01.75(3)	3:39.49(3)	4:17.13(3)	4:55.30(4)						
	36.47	*37.21*	*37.21*	*37.74*	*37.74*	*37.64*	*38.17*						
5:33.50(4)	6:11.04(4)	6:49.01(4)	7:27.01(4)	8:05.22(4)	8:43.07(3)	9:20.12(3)							
38.20	*37.54*	*37.97*	*38.00*	*38.21*	*37.85*	*37.05*	*35.86*						
4	3	**NEUMANN Linda Elisa**			GER	17 MAR 1993			0.76	**9:59.22**	14.54		**R**
32.59(2)	1:08.74(2)	1:45.94(2)	2:23.35(2)	3:00.89(2)	3:38.34(2)	4:16.09(2)	4:53.80(2)						
	36.15	*37.20*	*37.41*	*37.54*	*37.45*	*37.75*	*37.71*						
5:31.63(2)	6:09.49(2)	6:47.67(2)	7:26.09(3)	8:04.46(3)	8:43.10(4)	9:21.10(4)							
37.83	*37.86*	*38.18*	*38.42*	*38.37*	*38.64*	*38.00*	*38.12*						
5	7	**DRAGAN Julia**			POL	16 JUL 2004				**10:01.79**	17.11		**R**
32.49(1)	1:10.25(5)	1:48.18(5)	2:27.11(5)	3:04.80(5)	3:43.05(5)	4:21.68(5)	5:00.35(5)						
	37.76	*37.93*	*38.93*	*37.69*	*38.25*	*38.63*	*38.67*						
5:38.11(5)	6:16.53(5)	6:54.84(5)	7:32.70(5)	8:10.72(5)	8:48.62(5)	9:25.81(5)							
37.76	*38.42*	*38.31*	*37.86*	*38.02*	*37.90*	*37.19*	*35.98*						

Legend

Q = Qualified for the next phase **?** = Swim-Off **DSQ** = Disqualified **Q** = Qualified for the next phase
WR = World Record

RANK	LANE	SURNAME & NAME	NOC	BORN	R.T.	TIME	GAP
6	2	**NAKAHIGASHI Ikuha**	JPN	03 MAR 2002	0.69	**10:12.63**	27.95
	33.05(4)	1:10.61(6)	1:49.32(6)	2:27.84(6)	3:06.86(6)	3:45.63(6)	4:24.93(6)	5:04.05(6)
		37.56	*38.71*	*38.52*	*39.02*	*38.77*	*39.30*	*39.12*
	5:43.56(6)	6:22.53(6)	7:01.44(6)	7:40.85(6)	8:20.27(6)	8:59.50(6)	9:36.39(6)	
	39.51	*38.97*	*38.91*	*39.41*	*39.42*	*39.23*	*36.89*	*36.24*
7	1	**ZOU Selena**	CAN	26 OCT 2003	0.84	**10:34.82**	50.14
	34.19(7)	1:13.04(7)	1:53.22(7)	2:33.89(7)	3:14.12(7)	3:54.68(7)	4:35.45(7)	5:16.27(7)
		38.85	*40.18*	*40.67*	*40.23*	*40.56*	*40.77*	*40.82*
	5:56.39(7)	6:36.46(7)	7:16.21(7)	7:56.44(7)	8:36.70(7)	9:16.38(7)	9:56.56(7)	
	40.12	*40.07*	*39.75*	*40.23*	*40.26*	*39.68*	*40.18*	*38.26*

Legend

Q = Qualified for the next phase **?** = Swim-Off **DSQ** = Disqualified **Q** = Qualified for the next phase **WR** = World Record

Results

RANK	HEAT	LANE	SURNAME & NAME	NOC	BORN		R.T.	TIME	GAP
	50m	100m	150m	200m	250m	300m	350m	400m	
	450m	500m	550m	600m	650m	700m	750m		

Event 7
20 JUL 2017

800 m Freestyle - Women
Preliminary

Record		Name	YOB	NOC	Location	Date
WR	**9:09.73**	**LUTZ Elizabeth**		USA	Koln (GER)	28 JUL 1981
DR	**9:09.73**	**LUTZ Elizabeth**		USA	Koln (GER)	28 JUL 1981

1	1	4	**TERENTEVA Viktoriia**	RUS	22 MAR 1999			0.79	**9:35.39**		**Q**
			31.58	1:06.96	1:42.79	2:19.02	2:55.22	3:31.54	4:07.66	4:44.32	
				35.38	*35.83*	*36.23*	*36.20*	*36.32*	*36.12*	*36.66*	
			5:20.30	5:56.29	6:32.60	7:09.08	7:45.62	8:22.33	8:59.28		
			35.98	*35.99*	*36.31*	*36.48*	*36.54*	*36.71*	*36.95*	*36.11*	
2	2	4	**GREYMONT Alyssa**	USA	26 JUN 1997			0.77	**9:44.68**	9.29	**Q**
			32.65	1:07.58	1:43.17	2:19.78	2:56.47	3:33.52	4:10.91	4:47.99	
				34.93	*35.59*	*36.61*	*36.69*	*37.05*	*37.39*	*37.08*	
			5:25.37	6:03.36	6:40.91	7:18.98	7:55.49	8:32.74	9:09.60		
			37.38	*37.99*	*37.55*	*38.07*	*36.51*	*37.25*	*36.86*	*35.08*	
3	1	3	**HU Yuchen**	CHN	10 JUL 1994			0.72	**9:48.77**	13.38	**Q**
			32.66	1:08.32	1:44.91	2:21.92	2:59.16	3:35.83	4:12.57	4:49.37	
				35.66	*36.59*	*37.01*	*37.24*	*36.67*	*36.74*	*36.80*	
			5:26.60	6:04.48	6:41.82	7:19.45	7:57.18	8:34.96	9:12.29		
			37.23	*37.88*	*37.34*	*37.63*	*37.73*	*37.78*	*37.33*	*36.48*	
4	1	6	**PENG Huidi**	CHN	29 JUL 2004			0.71	**9:50.90**	15.51	**Q**
			32.40	1:08.46	1:45.42	2:22.52	3:00.05	3:37.51	4:15.07	4:52.59	
				36.06	*36.96*	*37.10*	*37.53*	*37.46*	*37.56*	*37.52*	
			5:30.10	6:07.92	6:45.85	7:23.65	8:01.37	8:39.11	9:16.02		
			37.51	*37.82*	*37.93*	*37.80*	*37.72*	*37.74*	*36.91*	*34.88*	
5	1	5	**PUNET Maria Celeste**	ARG	26 JUN 1983			0.78	**9:51.16**	15.77	**Q**
			32.22	1:07.86	1:44.82	2:22.01	2:59.69	3:37.14	4:15.15	4:52.78	
				35.64	*36.96*	*37.19*	*37.68*	*37.45*	*38.01*	*37.63*	
			5:30.59	6:08.30	6:46.14	7:23.70	8:01.58	8:39.18	9:16.55		
			37.81	*37.71*	*37.84*	*37.56*	*37.88*	*37.60*	*37.37*	*34.61*	
6	2	5	**SAITO Kyoka**	JPN	26 DEC 2000			0.59	**9:54.77**	19.38	**Q**
			33.06	1:09.57	1:46.87	2:24.41	3:02.15	3:39.67	4:17.27	4:54.98	
				36.51	*37.30*	*37.54*	*37.74*	*37.52*	*37.60*	*37.71*	
			5:32.76	6:10.12	6:47.79	7:25.64	8:03.73	8:41.72	9:19.25		
			37.78	*37.36*	*37.67*	*37.85*	*38.09*	*37.99*	*37.53*	*35.52*	
7	2	6	**KALININA Maria Eduardovn**	RUS	02 SEP 1990			0.90	**9:55.98**	20.59	**Q**
			33.12	1:09.59	1:46.80	2:24.01	3:01.75	3:39.49	4:17.13	4:55.30	
				36.47	*37.21*	*37.21*	*37.74*	*37.74*	*37.64*	*38.17*	
			5:33.50	6:11.04	6:49.01	7:27.01	8:05.22	8:43.07	9:20.12		
			38.20	*37.54*	*37.97*	*38.00*	*38.21*	*37.85*	*37.05*	*35.86*	
8	1	2	**CUNNINGHAM Karla**	IRL	07 FEB 2003			0.74	**9:58.15**	22.76	**Q**
			32.53	1:08.40	1:44.98	2:22.41	2:59.97	3:37.76	4:15.95	4:54.56	
				35.87	*36.58*	*37.43*	*37.56*	*37.79*	*38.19*	*38.61*	
			5:32.69	6:11.17	6:49.34	7:27.11	8:05.69	8:44.33	9:21.48		
			38.13	*38.48*	*38.17*	*37.77*	*38.58*	*38.64*	*37.15*	*36.67*	
9	2	3	**NEUMANN Linda Elisa**	GER	17 MAR 1993			0.76	**9:59.22**	23.83	**R**
			32.59	1:08.74	1:45.94	2:23.35	3:00.89	3:38.34	4:16.09	4:53.80	
				36.15	*37.20*	*37.41*	*37.54*	*37.45*	*37.75*	*37.71*	
			5:31.63	6:09.49	6:47.67	7:26.09	8:04.46	8:43.10	9:21.10		
			37.83	*37.86*	*38.18*	*38.42*	*38.37*	*38.64*	*38.00*	*38.12*	
10	2	7	**DRAGAN Julia**	POL	16 JUL 2004				**10:01.79**	26.40	**R**
			32.49	1:10.25	1:48.18	2:27.11	3:04.80	3:43.05	4:21.68	5:00.35	
				37.76	*37.93*	*38.93*	*37.69*	*38.25*	*38.63*	*38.67*	
			5:38.11	6:16.53	6:54.84	7:32.70	8:10.72	8:48.62	9:25.81		
			37.76	*38.42*	*38.31*	*37.86*	*38.02*	*37.90*	*37.19*	*35.98*	
11	1	7	**BECKWITH Monique Elizabe**	AUS	17 FEB 1998			0.56	**10:09.68**	34.29	
			32.68	1:08.94	1:46.48	2:24.12	3:02.25	3:40.92	4:19.76	4:58.80	
				36.26	*37.54*	*37.64*	*38.13*	*38.67*	*38.84*	*39.04*	
			5:37.81	6:17.27	6:56.41	7:35.30	8:14.20	8:53.26	9:31.61		
			39.01	*39.46*	*39.14*	*38.89*	*38.90*	*39.06*	*38.35*	*38.07*	
12	2	2	**NAKAHIGASHI Ikuha**	JPN	03 MAR 2002			0.69	**10:12.63**	37.24	
			33.05	1:10.61	1:49.32	2:27.84	3:06.86	3:45.63	4:24.93	5:04.05	
				37.56	*38.71*	*38.52*	*39.02*	*38.77*	*39.30*	*39.12*	
			5:43.56	6:22.53	7:01.44	7:40.85	8:20.27	8:59.50	9:36.39		
			39.51	*38.97*	*38.91*	*39.41*	*39.42*	*39.23*	*36.89*	*36.24*	
13	2	1	**ZOU Selena**	CAN	26 OCT 2003			0.84	**10:34.82**	59.43	
			34.19	1:13.04	1:53.22	2:33.89	3:14.12	3:54.68	4:35.45	5:16.27	
				38.85	*40.18*	*40.67*	*40.23*	*40.56*	*40.77*	*40.82*	
			5:56.39	6:36.46	7:16.21	7:56.44	8:36.70	9:16.38	9:56.56		
			40.12	*40.07*	*39.75*	*40.23*	*40.26*	*39.68*	*40.18*	*38.26*	

Legend

Q = Qualified for the next phase **?** = Swim-Off **DSQ** = Disqualified **Q** = Qualified for the next phase
WR = World Record

RANK	HEAT	LANE	SURNAME & NAME	NOC	BORN		R.T.	TIME	GAP
14	1	1	**MULLANI RAHIMKHAN Subiya**	IND	15 OCT 1999		1.09	**10:44.15**	68.76
	34.50	1:12.60	1:52.72	2:33.11	3:14.07	3:54.70	4:36.19	5:16.97	
		38.10	*40.12*	*40.39*	*40.96*	*40.63*	*41.49*	*40.78*	
	5:58.96	6:40.76	7:21.69	8:02.91	8:43.79	9:25.26	10:05.49		
	41.99	*41.80*	*40.93*	*41.22*	*40.88*	*41.47*	*40.23*	*38.66*	

Legend

Q = Qualified for the next phase **?** = Swim-Off **DSQ** = Disqualified **Q** = Qualified for the next phase **WR** = World Record

Medallists

MEDAL	SURNAME & NAME	NOC

50 m Backstroke - Women

GOLD	**KLIUCHNIKOVA Olga**	**RUS**
SILVER	**BRYKANOVA Eleonora Vyach**	**RUS**
BRONZE	**JOYCE Danielle**	**GBR**

Results

RANK	LANE	SURNAME & NAME	NOC	BORN	R.T.	TIME	GAP

Event 53
24 JUL 2017

50 m Backstroke - Women

	Record	Name	YOB	NOC	Location	Date
WR	**29.93**	***KLIUCHNIKOVA Olga**	1989	RUS	Samsun (TUR)	24 JUL 2017
DR	**29.93**	***KLIUCHNIKOVA Olga**	1989	RUS	Samsun (TUR)	24 JUL 2017

Final

1	4	**KLIUCHNIKOVA Olga**	RUS	01 SEP 1989	0.75	**29.34**		*WR-DR*
2	6	**BRYKANOVA Eleonora Vyach**	RUS	28 DEC 1997	0.59	**30.24**	0.90	
3	5	**JOYCE Danielle**	GBR	14 JUN 1996	0.61	**30.36**	1.02	
4	3	**DENYSOVA Kateryna**	UKR	08 DEC 1996	0.55	**30.50**	1.16	
5	7	**MASSENGALE Emily**	USA	11 FEB 2001	0.68	**31.66**	2.32	
6	2	**RUDZKO Maryia**	BLR	10 SEP 1989	0.68	**31.73**	2.39	
7	1	**VALENTINI Diana Laura**	ARG	14 JAN 1983	0.77	**32.18**	2.84	
8	8	**TSENG Shu-Ning**	TPE	12 JUN 1989	0.82	**33.56**	4.22	

Legend

Q = Qualified for the next phase **?** = Swim-Off **DSQ** = Disqualified **Q** = Qualified for the next phase
WR = World Record

Results

RANK	LANE	SURNAME & NAME	NOC	BORN	R.T.	TIME	GAP	

Event 45
24 JUL 2017

50 m Backstroke - Women
Preliminary

	Record	Name	YOB	NOC	Location	Date
WR	**30.25**	s***KLIUCHNIKOVA Olga**	1989	RUS	Samsun (TUR)	20 JUL 2017
DR	**30.25**	s***KLIUCHNIKOVA Olga**	1989	RUS	Samsun (TUR)	20 JUL 2017

Heat 1 of 4

1	4	**JOYCE Danielle**	GBR	14 JUN 1996	0.68	**30.91**		**Q**
2	3	**MASSENGALE Emily**	USA	11 FEB 2001	0.69	**32.05**	1.14	**Q**
3	5	**VALENTINI Diana Laura**	ARG	14 JAN 1983	0.75	**32.13**	1.22	**Q**
4	2	**HUANG Xiaofan**	CHN	07 MAR 1997	0.69	**33.01**	2.10	**R**
5	7	**SHARP Lucy**	GBR	06 MAY 2001	0.77	**33.97**	3.06	
6	6	**DADA Galina**	MDA	31 OCT 1996	0.73	**34.22**	3.31	
7	1	**TOSUN Meliha Uncu**	TUR	04 JAN 1990	0.82	**42.39**	11.48	

Heat 2 of 4

1	4	**BRYKANOVA Eleonora Vyach**	RUS	28 DEC 1997	0.60	**31.37**		**Q**
1	5	**DENYSOVA Kateryna**	UKR	08 DEC 1996	0.62	**31.37**		**Q**
3	3	**ZHU Qian**	CHN	27 JUN 1993	0.66	**33.28**	1.91	**R**
4	6	**VERNYBA Valeriya**	UKR	21 AUG 1996	0.86	**33.39**	2.02	
5	2	**GOMMERS Lily Jane**	NED	08 APR 1997	0.81	**34.50**	3.13	
6	7	**ZADWORNA Anna**	POL	29 JUN 2002	0.80	**35.86**	4.49	
7	1	**GANKE Yuliya**	KAZ	24 SEP 1995	0.72	**40.49**	9.12	
8	8	**GHANEKAR Vedavati**	CAN	16 MAY 2003	0.88	**42.16**	10.79	

Heat 3 of 4

1	4	**KLIUCHNIKOVA Olga**	RUS	01 SEP 1989	0.83	**29.93**		**Q** *WR-DR*
2	5	**RUDZKO Maryia**	BLR	10 SEP 1989	0.70	**31.75**	1.82	**Q**
3	3	**TSENG Shu-Ning**	TPE	12 JUN 1989	0.76	**32.84**	2.91	**Q**
4	1	**EMBREKTE Zane**	LAT	12 JUL 1996	0.68	**34.11**	4.18	
5	6	**ZGOMBA Natali**	CRO	28 JUL 1998	0.71	**35.59**	5.66	
6	7	**CARRIZO Amanda**	CHI	19 FEB 2002	0.67	**38.06**	8.13	
7	8	**YORUKOGLU Buse**	TUR	15 NOV 1993	0.93	**47.84**	17.91	

Heat 4 of 4

1	2	**SEAMARKS Jasmine**	GBR	23 FEB 2000	0.71	**34.12**		

Legend

Q = Qualified for the next phase **?** = Swim-Off **DSQ** = Disqualified **Q** = Qualified for the next phase **WR** = World Record

Results

Event 45
24 JUL 2017

50 m Backstroke - Women
Preliminary

	Record	Name	YOB	NOC	Location	Date
WR	**30.25**	s***KLIUCHNIKOVA Olga**	1989	RUS	Samsun (TUR)	20 JUL 2017
DR	**30.25**	s***KLIUCHNIKOVA Olga**	1989	RUS	Samsun (TUR)	20 JUL 2017

RANK	HEAT	LANE	SURNAME & NAME	NOC	BORN	R.T.	TIME	GAP	
1	3	4	**KLIUCHNIKOVA Olga**	RUS	01 SEP 1989	0.83	**29.93**		**Q** *WR-DR*
2	1	4	**JOYCE Danielle**	GBR	14 JUN 1996	0.68	**30.91**	0.98	**Q**
3	2	4	**BRYKANOVA Eleonora Vyach**	RUS	28 DEC 1997	0.60	**31.37**	1.44	**Q**
3	2	5	**DENYSOVA Kateryna**	UKR	08 DEC 1996	0.62	**31.37**	1.44	**Q**
5	3	5	**RUDZKO Maryia**	BLR	10 SEP 1989	0.70	**31.75**	1.82	**Q**
6	1	3	**MASSENGALE Emily**	USA	11 FEB 2001	0.69	**32.05**	2.12	**Q**
7	1	5	**VALENTINI Diana Laura**	ARG	14 JAN 1983	0.75	**32.13**	2.20	**Q**
8	3	3	**TSENG Shu-Ning**	TPE	12 JUN 1989	0.76	**32.84**	2.91	**Q**
9	1	2	**HUANG Xiaofan**	CHN	07 MAR 1997	0.69	**33.01**	3.08	**R**
10	2	3	**ZHU Qian**	CHN	27 JUN 1993	0.66	**33.28**	3.35	**R**
11	2	6	**VERNYBA Valeriya**	UKR	21 AUG 1996	0.86	**33.39**	3.46	
12	1	7	**SHARP Lucy**	GBR	06 MAY 2001	0.77	**33.97**	4.04	
13	3	1	**EMBREKTE Zane**	LAT	12 JUL 1996	0.68	**34.11**	4.18	
14	4	2	**SEAMARKS Jasmine**	GBR	23 FEB 2000	0.71	**34.12**	4.19	
15	1	6	**DADA Galina**	MDA	31 OCT 1996	0.73	**34.22**	4.29	
16	2	2	**GOMMERS Lily Jane**	NED	08 APR 1997	0.81	**34.50**	4.57	
17	3	6	**ZGOMBA Natali**	CRO	28 JUL 1998	0.71	**35.59**	5.66	
18	2	7	**ZADWORNA Anna**	POL	29 JUN 2002	0.80	**35.86**	5.93	
19	3	7	**CARRIZO Amanda**	CHI	19 FEB 2002	0.67	**38.06**	8.13	
20	2	1	**GANKE Yuliya**	KAZ	24 SEP 1995	0.72	**40.49**	10.56	
21	2	8	**GHANEKAR Vedavati**	CAN	16 MAY 2003	0.88	**42.16**	12.23	
22	1	1	**TOSUN Meliha Uncu**	TUR	04 JAN 1990	0.82	**42.39**	12.46	
23	3	8	**YORUKOGLU Buse**	TUR	15 NOV 1993	0.93	**47.84**	17.91	

Legend

Q = Qualified for the next phase **?** = Swim-Off **DSQ** = Disqualified **Q** = Qualified for the next phase
WR = World Record

Medallists

MEDAL	SURNAME & NAME	NOC

100 m Backstroke - Women

GOLD	**KLIUCHNIKOVA Olga**	**RUS**
SILVER	**BRYKANOVA Eleonora Vyach**	**RUS**
BRONZE	**DENYSOVA Kateryna**	**UKR**

Results

RANK	LANE	SURNAME & NAME	NOC	BORN	R.T.	50m		TIME	GAP

Event 24
21 JUL 2017

100 m Backstroke - Women

	Record	Name		YOB	NOC	Location	Date
WR	**1:03.28**	s*KLIUCHNIKOVA Olga	1989	RUS		Samsun (TUR)	20 JUL 2017
DR	**1:03.28**	s*KLIUCHNIKOVA Olga	1989	RUS		Samsun (TUR)	20 JUL 2017

Final

1	4	**KLIUCHNIKOVA Olga**	RUS	01 SEP 1989	0.73	30.35(1)	W	**1:02.61**		*WR-DR*
								32.26		
2	2	**BRYKANOVA Eleonora Vyach**	RUS	28 DEC 1997	0.59	32.28(4)		**1:05.80**	3.19	
								33.52		
3	3	**DENYSOVA Kateryna**	UKR	08 DEC 1996	0.62	31.91(3)		**1:06.05**	3.44	
								34.14		
4	5	**JOYCE Danielle**	GBR	14 JUN 1996	0.65	31.77(2)		**1:06.92**	4.31	
								35.15		
5	7	**MASSENGALE Emily**	USA	11 FEB 2001	0.77	33.13(7)		**1:07.16**	4.55	
								34.03		
6	1	**RUDZKO Maryia**	BLR	10 SEP 1989	0.75	32.68(5)		**1:08.02**	5.41	
								35.34		
7	6	**VALENTINI Diana Laura**	ARG	14 JAN 1983	0.79	32.81(6)		**1:08.98**	6.37	
								36.17		
8	8	**ZHU Qian**	CHN	27 JUN 1993	0.92	35.05(8)		**1:11.80**	9.19	
								36.75		

Legend

Q = Qualified for the next phase **?** = Swim-Off **DSQ** = Disqualified **Q** = Qualified for the next phase
WR = World Record

Results

Event 18
21 JUL 2017

100 m Backstroke - Women
Preliminary

	Record	Name	YOB	NOC	Location	Date
WR	**1:03.28**	s***KLIUCHNIKOVA Olga**	1989	RUS	Samsun (TUR)	20 JUL 2017
DR	**1:03.28**	s***KLIUCHNIKOVA Olga**	1989	RUS	Samsun (TUR)	20 JUL 2017

Heat 1 of 3

RANK	LANE	SURNAME & NAME	NOC	BORN	R.T.	50m	TIME	GAP	
1	4	**JOYCE Danielle**	GBR	14 JUN 1996	0.66	31.86(1)	**1:06.53** *34.67*		**Q**
2	5	**VALENTINI Diana Laura**	ARG	14 JAN 1983	0.71	33.42(2)	**1:08.20** *34.78*	1.67	**Q**
3	3	**VERNYBA Valeriya**	UKR	21 AUG 1996	0.81	33.73(3)	**1:10.93** *37.20*	4.40	**R**
4	6	**BECKWITH Monique Elizabe**	AUS	17 FEB 1998	0.72	34.87(5)	**1:12.63** *37.76*	6.10	
5	2	**TSENG Shu-Ning**	TPE	12 JUN 1989	0.85	34.63(4)	**1:13.26** *38.63*	6.73	
6	1	**SHARP Lucy**	GBR	06 MAY 2001	0.77	36.03(6)	**1:15.02** *38.99*	8.49	

NOT CLASSIFIED

	7	**BAHDANAVA Dziyana Dmitri**	BLR	19 AUG 1999			**DNS**		

Heat 2 of 3

RANK	LANE	SURNAME & NAME	NOC	BORN	R.T.	50m	TIME	GAP	
1	5	**DENYSOVA Kateryna**	UKR	08 DEC 1996	0.65	32.32(1)	**1:08.01** *35.69*		**Q**
2	4	**RUDZKO Maryia**	BLR	10 SEP 1989	0.74	33.23(2)	**1:09.42** *36.19*	1.41	**Q**
3	3	**NAKAHIGASHI Ikuha**	JPN	03 MAR 2002	0.66	34.12(3)	**1:11.20** *37.08*	3.19	**R**
4	7	**PENG Huidi**	CHN	29 JUL 2004	0.73	35.64(5)	**1:13.22** *37.58*	5.21	
5	2	**DADA Galina**	MDA	31 OCT 1996	0.76	35.37(4)	**1:15.01** *39.64*	7.00	
6	6	**SEAMARKS Jasmine**	GBR	23 FEB 2000	0.78	36.75(6)	**1:16.94** *40.19*	8.93	
7	1	**ZOU Selena**	CAN	26 OCT 2003	0.77	38.43(7)	**1:18.21** *39.78*	10.20	
8	8	**GHANEKAR Vedavati**	CAN	16 MAY 2003	0.85	45.90(8)	**1:33.94** *48.04*	25.93	

Heat 3 of 3

RANK	LANE	SURNAME & NAME	NOC	BORN	R.T.	50m	TIME	GAP	
1	4	**KLIUCHNIKOVA Olga**	RUS	01 SEP 1989	0.76	31.12(1)	**1:04.95** *33.83*		**Q**
2	5	**BRYKANOVA Eleonora Vyach**	RUS	28 DEC 1997	0.67	32.59(2)	**1:08.45** *35.86*	3.50	**Q**
3	3	**MASSENGALE Emily**	USA	11 FEB 2001	0.78	33.62(3)	**1:08.67** *35.05*	3.72	**Q**
4	2	**ZHU Qian**	CHN	27 JUN 1993	0.71	34.79(4)	**1:10.74** *35.95*	5.79	**Q**
5	6	**DAVYDOVA Krystyna**	UKR	30 APR 1997	0.79	34.90(5)	**1:13.01** *38.11*	8.06	
6	7	**CHEN Tzu-Ying**	TPE	01 MAR 1997	0.64	38.99(6)	**1:20.03** *41.04*	15.08	
7	8	**CARRIZO Amanda**	CHI	19 FEB 2002	0.67	40.52(7)	**1:22.80** *42.28*	17.85	
8	1	**TOSUN Meliha Uncu**	TUR	04 JAN 1990	0.80	43.40(8)	**1:31.37** *47.97*	26.42	

Legend

Q = Qualified for the next phase **?** = Swim-Off **DSQ** = Disqualified **Q** = Qualified for the next phase
WR = World Record

Results

Event 18
21 JUL 2017

100 m Backstroke - Women
Preliminary

	Record	Name	YOB	NOC	Location	Date
WR	1:03.28	s*KLIUCHNIKOVA Olga	1989	RUS	Samsun (TUR)	20 JUL 2017
DR	1:03.28	s*KLIUCHNIKOVA Olga	1989	RUS	Samsun (TUR)	20 JUL 2017

RANK	HEAT	LANE	SURNAME & NAME	NOC	BORN	R.T.	50m	TIME	GAP	
1	3	4	**KLIUCHNIKOVA Olga**	RUS	01 SEP 1989	0.76	31.12	**1:04.95**		**Q**
								33.83		
2	1	4	**JOYCE Danielle**	GBR	14 JUN 1996	0.66	31.86	**1:06.53**	1.58	**Q**
								34.67		
3	2	5	**DENYSOVA Kateryna**	UKR	08 DEC 1996	0.65	32.32	**1:08.01**	3.06	**Q**
								35.69		
4	1	5	**VALENTINI Diana Laura**	ARG	14 JAN 1983	0.71	33.42	**1:08.20**	3.25	**Q**
								34.78		
5	3	5	**BRYKANOVA Eleonora Vyach**	RUS	28 DEC 1997	0.67	32.59	**1:08.45**	3.50	**Q**
								35.86		
6	3	3	**MASSENGALE Emily**	USA	11 FEB 2001	0.78	33.62	**1:08.67**	3.72	**Q**
								35.05		
7	2	4	**RUDZKO Maryia**	BLR	10 SEP 1989	0.74	33.23	**1:09.42**	4.47	**Q**
								36.19		
8	3	2	**ZHU Qian**	CHN	27 JUN 1993	0.71	34.79	**1:10.74**	5.79	**Q**
								35.95		
9	1	3	**VERNYBA Valeriya**	UKR	21 AUG 1996	0.81	33.73	**1:10.93**	5.98	**R**
								37.20		
10	2	3	**NAKAHIGASHI Ikuha**	JPN	03 MAR 2002	0.66	34.12	**1:11.20**	6.25	**R**
								37.08		
11	1	6	**BECKWITH Monique Elizabe**	AUS	17 FEB 1998	0.72	34.87	**1:12.63**	7.68	
								37.76		
12	3	6	**DAVYDOVA Krystyna**	UKR	30 APR 1997	0.79	34.90	**1:13.01**	8.06	
								38.11		
13	2	7	**PENG Huidi**	CHN	29 JUL 2004	0.73	35.64	**1:13.22**	8.27	
								37.58		
14	1	2	**TSENG Shu-Ning**	TPE	12 JUN 1989	0.85	34.63	**1:13.26**	8.31	
								38.63		
15	2	2	**DADA Galina**	MDA	31 OCT 1996	0.76	35.37	**1:15.01**	10.06	
								39.64		
16	1	1	**SHARP Lucy**	GBR	06 MAY 2001	0.77	36.03	**1:15.02**	10.07	
								38.99		
17	2	6	**SEAMARKS Jasmine**	GBR	23 FEB 2000	0.78	36.75	**1:16.94**	11.99	
								40.19		
18	2	1	**ZOU Selena**	CAN	26 OCT 2003	0.77	38.43	**1:18.21**	13.26	
								39.78		
19	3	7	**CHEN Tzu-Ying**	TPE	01 MAR 1997	0.64	38.99	**1:20.03**	15.08	
								41.04		
20	3	8	**CARRIZO Amanda**	CHI	19 FEB 2002	0.67	40.52	**1:22.80**	17.85	
								42.28		
21	3	1	**TOSUN Meliha Uncu**	TUR	04 JAN 1990	0.80	43.40	**1:31.37**	26.42	
								47.97		
22	2	8	**GHANEKAR Vedavati**	CAN	16 MAY 2003	0.85	45.90	**1:33.94**	28.99	
								48.04		

NOT CLASSIFIED

	1	7	**BAHDANAVA Dziyana Dmitri**	BLR	19 AUG 1999			**DNS**		

Legend

Q = Qualified for the next phase **?** = Swim-Off **DSQ** = Disqualified **Q** = Qualified for the next phase
WR = World Record

Medallists

MEDAL	SURNAME & NAME	NOC

200 m Backstroke - Women

GOLD	**KLIUCHNIKOVA Olga**	**RUS**
SILVER	**DENYSOVA Kateryna**	**UKR**
BRONZE	**MASSENGALE Emily**	**USA**

Results

RANK	LANE	SURNAME & NAME	NOC	BORN	R.T.	50m	100m	150m	TIME	GAP	

Event 79
26 JUL 2017

200 m Backstroke - Women

	Record	Name	YOB	NOC	Location	Date
WR	**2:22.72**	***KLIUCHNIKOVA Olga**	1989	RUS	Samsun (TUR)	26 JUL 2017
DR	**2:22.72**	***KLIUCHNIKOVA Olga**	1989	RUS	Samsun (TUR)	26 JUL 2017

Final

1	4	**KLIUCHNIKOVA Olga**	RUS	01 SEP 1989	0.77	31.35(1)	1:06.08(1) *34.73*	1:42.10(1) *36.02*	**2:17.15** *35.05*		*WR-DR*
2	8	**DENYSOVA Kateryna**	UKR	08 DEC 1996	0.64	32.72(2)	1:08.99(2) *36.27*	1:47.58(2) *38.59*	**2:26.05** *38.47*	8.90	
3	3	**MASSENGALE Emily**	USA	11 FEB 2001	0.76	34.69(7)	1:11.75(6) *37.06*	1:50.10(4) *38.35*	**2:27.06** *36.96*	9.91	
4	1	**RUDZKO Maryia**	BLR	10 SEP 1989	0.68	34.40(5)	1:12.55(7) *38.15*	1:50.91(5) *38.36*	**2:28.22** *37.31*	11.07	
5	7	**VALENTINI Diana Laura**	ARG	14 JAN 1983	0.74	34.02(3)	1:10.85(3) *36.83*	1:49.28(3) *38.43*	**2:28.47** *39.19*	11.32	
6	5	**NAKAHIGASHI Ikuha**	JPN	03 MAR 2002	0.60	34.20(4)	1:11.67(4) *37.47*	1:51.19(7) *39.52*	**2:30.34** *39.15*	13.19	
7	6	**NEUMANN Linda Elisa**	GER	17 MAR 1993	0.71	34.68(6)	1:11.71(5) *37.03*	1:50.95(6) *39.24*	**2:30.61** *39.66*	13.46	
8	2	**VERNYBA Valeriya**	UKR	21 AUG 1996	0.78	35.26(8)	1:12.67(8) *37.41*	1:52.09(8) *39.42*	**2:31.14** *39.05*	13.99	

Legend

Q = Qualified for the next phase **?** = Swim-Off **DSQ** = Disqualified **Q** = Qualified for the next phase **WR** = World Record

Results

Event 72
26 JUL 2017

200 m Backstroke - Women
Preliminary

	Record		Name	YOB	NOC	Location	Date
WR	**2:25.20**	**ALEXEEVA Alena**		RUS		San Antonio Texas (USA)	20 AUG 2015
DR	**2:26.77**	**ALEXEEVA Alena**		RUS		Sofia (BUL)	27 JUL 2013

Heat 1 of 3

RANK	LANE	SURNAME & NAME	NOC	BORN	R.T.	50m	100m	150m	TIME	GAP	
1	3	**VERNYBA Valeriya**	UKR	21 AUG 1996	0.79	36.43(3)	1:15.56(3) *39.13*	1:53.98(1) *38.42*	**2:31.30** *37.32*		**Q**
2	5	**DENYSOVA Kateryna**	UKR	08 DEC 1996	0.60	34.87(1)	1:13.73(1) *38.86*	1:54.05(2) *40.32*	**2:32.87** *38.82*	1.57	**Q**
3	1	**GREYMONT Alyssa**	USA	26 JUN 1997	0.68	36.09(2)	1:14.84(2) *38.75*	1:54.93(3) *40.09*	**2:34.65** *39.72*	3.35	
4	2	**CUNNINGHAM Karla**	IRL	07 FEB 2003	0.74	37.38(4)	1:18.38(4) *41.00*	2:01.29(4) *42.91*	**2:43.31** *42.02*	12.01	
5	7	**ZOU Selena**	CAN	26 OCT 2003	0.75	39.96(6)	1:22.19(5) *42.23*	2:06.24(5) *44.05*	**2:48.84** *42.60*	17.54	
6	6	**CHEN Tzu-Ying**	TPE	01 MAR 1997	0.76	39.59(5)	1:22.98(6) *43.39*	2:08.13(6) *45.15*	**2:51.18** *43.05*	19.88	
NOT CLASSIFIED											
	4	**JOYCE Danielle**	GBR	14 JUN 1996					**DSQ**		

Heat 2 of 3

RANK	LANE	SURNAME & NAME	NOC	BORN	R.T.	50m	100m	150m	TIME	GAP	
1	6	**MASSENGALE Emily**	USA	11 FEB 2001	0.79	36.28(4)	1:14.78(3) *38.50*	1:52.82(2) *38.04*	**2:30.47** *37.65*		**Q**
2	3	**NEUMANN Linda Elisa**	GER	17 MAR 1993	0.75	35.08(1)	1:12.44(1) *37.36*	1:51.24(1) *38.80*	**2:31.19** *39.95*	0.72	**Q**
3	4	**RUDZKO Maryia**	BLR	10 SEP 1989	0.73	35.81(2)	1:14.18(2) *38.37*	1:53.75(3) *39.57*	**2:32.41** *38.66*	1.94	**Q**
4	5	**ALEXEEVA Alena Sergeevna**	RUS	19 NOV 1993	0.64	35.81(2)	1:15.01(4) *39.20*	1:54.08(4) *39.07*	**2:33.53** *39.45*	3.06	**R**
5	2	**PENG Huidi**	CHN	29 JUL 2004	0.65	36.58(5)	1:16.02(5) *39.44*	1:56.41(5) *40.39*	**2:35.58** *39.17*	5.11	
6	7	**DADA Galina**	MDA	31 OCT 1996	0.76	37.16(6)	1:18.25(6) *41.09*	2:01.50(6) *43.25*	**2:45.08** *43.58*	14.61	

Heat 3 of 3

RANK	LANE	SURNAME & NAME	NOC	BORN	R.T.	50m	100m	150m	TIME	GAP		
1	4	**KLIUCHNIKOVA Olga**	RUS	01 SEP 1989	0.79	32.52(1)	1:08.84(1) *36.32*	1:46.25(1) *37.41*	**2:22.72** *36.47*		**Q**	*WR-DR*
2	6	**NAKAHIGASHI Ikuha**	JPN	03 MAR 2002	0.62	34.36(2)	1:11.89(2) *37.53*	1:51.29(2) *39.40*	**2:30.35** *39.06*	7.63	**Q**	
3	5	**VALENTINI Diana Laura**	ARG	14 JAN 1983	0.74	34.71(3)	1:12.84(3) *38.13*	1:52.16(3) *39.32*	**2:31.45** *39.29*	8.73	**Q**	
4	3	**ZHU Qian**	CHN	27 JUN 1993	0.62	36.10(4)	1:14.46(4) *38.36*	1:53.89(4) *39.43*	**2:33.10** *39.21*	10.38	**R**	
5	2	**BECKWITH Monique Elizabe**	AUS	17 FEB 1998	0.70	36.82(5)	1:16.47(5) *39.65*	1:56.68(5) *40.21*	**2:35.90** *39.22*	13.18		

Legend

Q = Qualified for the next phase **?** = Swim-Off **DSQ** = Disqualified **Q** = Qualified for the next phase
WR = World Record

RANK	LANE	SURNAME & NAME	NOC	BORN	R.T.				TIME	GAP
6	7	**BEBEN Nina**	POL	10 JUN 2003	0.71	39.06(6)	1:20.11(6) *41.05*	2:02.28(6) *42.17*	**2:42.60** *40.32*	19.88
7	1	**TASCON Yessica Andrea**	COL	16 APR 2000	0.72	39.38(7)	1:22.74(7) *43.36*	2:08.04(7) *45.30*	**2:52.02** *43.98*	29.30

Legend

Q = Qualified for the next phase **?** = Swim-Off **DSQ** = Disqualified **Q** = Qualified for the next phase **WR** = World Record

Results

Event 72
26 JUL 2017

200 m Backstroke - Women
Preliminary

	Record	Name	YOB	NOC	Location	Date
WR	**2:25.20**	**ALEXEEVA Alena**		RUS	San Antonio Texas (USA)	20 AUG 2015
DR	**2:26.77**	**ALEXEEVA Alena**		RUS	Sofia (BUL)	27 JUL 2013

RANK	HEAT	LANE	SURNAME & NAME	NOC	BORN	R.T.	50m	100m	150m	TIME	GAP	
1	3	4	**KLIUCHNIKOVA Olga**	RUS	01 SEP 1989	0.79	32.52	1:08.84 *36.32*	1:46.25 *37.41*	**2:22.72** *36.47*		**Q** *WR-DR*
2	3	6	**NAKAHIGASHI Ikuha**	JPN	03 MAR 2002	0.62	34.36	1:11.89 *37.53*	1:51.29 *39.40*	**2:30.35** *39.06*	7.63	**Q**
3	2	6	**MASSENGALE Emily**	USA	11 FEB 2001	0.79	36.28	1:14.78 *38.50*	1:52.82 *38.04*	**2:30.47** *37.65*	7.75	**Q**
4	2	3	**NEUMANN Linda Elisa**	GER	17 MAR 1993	0.75	35.08	1:12.44 *37.36*	1:51.24 *38.80*	**2:31.19** *39.95*	8.47	**Q**
5	1	3	**VERNYBA Valeriya**	UKR	21 AUG 1996	0.79	36.43	1:15.56 *39.13*	1:53.98 *38.42*	**2:31.30** *37.32*	8.58	**Q**
6	3	5	**VALENTINI Diana Laura**	ARG	14 JAN 1983	0.74	34.71	1:12.84 *38.13*	1:52.16 *39.32*	**2:31.45** *39.29*	8.73	**Q**
7	2	4	**RUDZKO Maryia**	BLR	10 SEP 1989	0.73	35.81	1:14.18 *38.37*	1:53.75 *39.57*	**2:32.41** *38.66*	9.69	**Q**
8	1	5	**DENYSOVA Kateryna**	UKR	08 DEC 1996	0.60	34.87	1:13.73 *38.86*	1:54.05 *40.32*	**2:32.87** *38.82*	10.15	**Q**
9	3	3	**ZHU Qian**	CHN	27 JUN 1993	0.62	36.10	1:14.46 *38.36*	1:53.89 *39.43*	**2:33.10** *39.21*	10.38	**R**
10	2	5	**ALEXEEVA Alena Sergeevna**	RUS	19 NOV 1993	0.64	35.81	1:15.01 *39.20*	1:54.08 *39.07*	**2:33.53** *39.45*	10.81	**R**
11	1	1	**GREYMONT Alyssa**	USA	26 JUN 1997	0.68	36.09	1:14.84 *38.75*	1:54.93 *40.09*	**2:34.65** *39.72*	11.93	
12	2	2	**PENG Huidi**	CHN	29 JUL 2004	0.65	36.58	1:16.02 *39.44*	1:56.41 *40.39*	**2:35.58** *39.17*	12.86	
13	3	2	**BECKWITH Monique Elizabe**	AUS	17 FEB 1998	0.70	36.82	1:16.47 *39.65*	1:56.68 *40.21*	**2:35.90** *39.22*	13.18	
14	3	7	**BEBEN Nina**	POL	10 JUN 2003	0.71	39.06	1:20.11 *41.05*	2:02.28 *42.17*	**2:42.60** *40.32*	19.88	
15	1	2	**CUNNINGHAM Karla**	IRL	07 FEB 2003	0.74	37.38	1:18.38 *41.00*	2:01.29 *42.91*	**2:43.31** *42.02*	20.59	
16	2	7	**DADA Galina**	MDA	31 OCT 1996	0.76	37.16	1:18.25 *41.09*	2:01.50 *43.25*	**2:45.08** *43.58*	22.36	
17	1	7	**ZOU Selena**	CAN	26 OCT 2003	0.75	39.96	1:22.19 *42.23*	2:06.24 *44.05*	**2:48.84** *42.60*	26.12	
18	1	6	**CHEN Tzu-Ying**	TPE	01 MAR 1997	0.76	39.59	1:22.98 *43.39*	2:08.13 *45.15*	**2:51.18** *43.05*	28.46	
19	3	1	**TASCON Yessica Andrea**	COL	16 APR 2000	0.72	39.38	1:22.74 *43.36*	2:08.04 *45.30*	**2:52.02** *43.98*	29.30	

NOT CLASSIFIED

	1	4	**JOYCE Danielle**	GBR	14 JUN 1996					**DSQ**		

Legend

Q = Qualified for the next phase **?** = Swim-Off **DSQ** = Disqualified **Q** = Qualified for the next phase
WR = World Record

Medallists

MEDAL	SURNAME & NAME	NOC

50 m Breaststroke - Women

GOLD	**PETRUSHENKA Aksana**	**BLR**
SILVER	**TERESHCHENKO Iryna**	**UKR**
BRONZE	**CHMIELEWSKA Julia**	**POL**

Results

Event 13
20 JUL 2017

50 m Breaststroke - Women

	Record		Name	YOB	NOC	Location	Date
WR	**32.85**	**PETRUSHENKA Aksana**		BLR		San Antonio Texas (USA)	19 AUG 2015
DR	**33.27**	**PETRUSHENKA Aksana**		BLR		Taipei (TPE)	07 SEP 2009

Final

RANK	LANE	SURNAME & NAME	NOC	BORN	R.T.	TIME	GAP
1	4	**PETRUSHENKA Aksana**	BLR	25 SEP 1984	0.94	**33.48**	
2	7	**TERESHCHENKO Iryna**	UKR	20 APR 1993	0.60	**34.02**	0.54
3	3	**CHMIELEWSKA Julia**	POL	12 NOV 2002	0.76	**34.09**	0.61
4	5	**KUBO Minami**	JPN	30 SEP 1996	0.65	**34.25**	0.77
5	2	**LIKINS Molly**	USA	17 OCT 2000	1.02	**34.32**	0.84
6	1	**KULIKOVA Ekaterina**	RUS	24 JUN 1998	0.77	**34.38**	0.90
7	6	**DEEVA Natalia**	BLR	29 DEC 1979	0.57	**34.40**	0.92
8	8	**KUCUK Reyhan**	TUR	30 APR 2001	0.90	**35.22**	1.74

Legend

Q = Qualified for the next phase **?** = Swim-Off **DSQ** = Disqualified **Q** = Qualified for the next phase
WR = World Record

Results

RANK	LANE	SURNAME & NAME	NOC	BORN	R.T.	TIME	GAP	

Event 5
20 JUL 2017

50 m Breaststroke - Women
Preliminary

Record		Name	YOB	NOC	Location	Date
WR	**32.85**	**PETRUSHENKA Aksana**	BLR		San Antonio Texas (USA)	19 AUG 2015
DR	**33.27**	**PETRUSHENKA Aksana**	BLR		Taipei (TPE)	07 SEP 2009

Heat 1 of 3

1	3	**KUBO Minami**	JPN	30 SEP 1996	0.67	**34.28**		**Q**
2	4	**LIKINS Molly**	USA	17 OCT 2000	0.87	**34.76**	0.48	**Q**
3	5	**KUCUK Reyhan**	TUR	30 APR 2001	0.70	**35.29**	1.01	**Q**
4	6	**BRITTON Hannah**	AUS	17 MAR 1994	0.60	**39.50**	5.22	
5	7	**CHAN Kei Yau**	HKG	01 MAR 2003		**42.39**	8.11	
6	1	**GHANEKAR Vedavati**	CAN	16 MAY 2003	0.82	**48.14**	13.86	
7	2	**DIKYUVA Berna**	TUR	09 JUN 1991		**49.24**	14.96	

Heat 2 of 3

1	4	**DEEVA Natalia**	BLR	29 DEC 1979	0.63	**34.51**		**Q**
2	5	**KULIKOVA Ekaterina**	RUS	24 JUN 1998	0.83	**34.97**	0.46	**Q**
3	3	**SHAIAKHMETOVA Kristina**	RUS	23 SEP 2001	0.65	**35.39**	0.88	**R**
4	6	**CHEN Chuan-Ni**	TPE	05 JAN 1992	0.69	**37.15**	2.64	
5	7	**ZSILINSZKI Orsolya**	HUN	16 APR 1998	0.70	**39.07**	4.56	
6	1	**CARRIZO Amanda**	CHI	19 FEB 2002	0.55	**42.07**	7.56	
7	2	**YORUKOGLU Buse**	TUR	15 NOV 1993		**52.94**	18.43	

Heat 3 of 3

1	4	**PETRUSHENKA Aksana**	BLR	25 SEP 1984	1.14	**33.96**		**Q**
2	3	**CHMIELEWSKA Julia**	POL	12 NOV 2002	0.76	**34.29**	0.33	**Q**
3	5	**TERESHCHENKO Iryna**	UKR	20 APR 1993	0.56	**34.85**	0.89	**Q**
4	6	**MCCLAFFERTY Shiona**	GBR	04 MAY 2000	0.71	**36.30**	2.34	**R**
5	2	**EMBREKTE Zane**	LAT	12 JUL 1996	0.73	**36.79**	2.83	
6	7	**TAPPENDEN Ciara**	GBR	26 JUN 2001	0.75	**39.34**	5.38	
7	1	**LARA Andrea Carolina**	COL	05 JUL 1995	0.69	**43.62**	9.66	

Legend

Q = Qualified for the next phase **?** = Swim-Off **DSQ** = Disqualified **Q** = Qualified for the next phase **WR** = World Record

Results

Event 5
20 JUL 2017

50 m Breaststroke - Women
Preliminary

	Record		Name	YOB	NOC	Location	Date
WR	**32.85**	**PETRUSHENKA Aksana**		BLR		San Antonio Texas (USA)	19 AUG 2015
DR	**33.27**	**PETRUSHENKA Aksana**		BLR		Taipei (TPE)	07 SEP 2009

RANK	HEAT	LANE	SURNAME & NAME	NOC	BORN	R.T.	TIME	GAP	
1	3	4	**PETRUSHENKA Aksana**	BLR	25 SEP 1984	1.14	**33.96**		**Q**
2	1	3	**KUBO Minami**	JPN	30 SEP 1996	0.67	**34.28**	0.32	**Q**
3	3	3	**CHMIELEWSKA Julia**	POL	12 NOV 2002	0.76	**34.29**	0.33	**Q**
4	2	4	**DEEVA Natalia**	BLR	29 DEC 1979	0.63	**34.51**	0.55	**Q**
5	1	4	**LIKINS Molly**	USA	17 OCT 2000	0.87	**34.76**	0.80	**Q**
6	3	5	**TERESHCHENKO Iryna**	UKR	20 APR 1993	0.56	**34.85**	0.89	**Q**
7	2	5	**KULIKOVA Ekaterina**	RUS	24 JUN 1998	0.83	**34.97**	1.01	**Q**
8	1	5	**KUCUK Reyhan**	TUR	30 APR 2001	0.70	**35.29**	1.33	**Q**
9	2	3	**SHAIAKHMETOVA Kristina**	RUS	23 SEP 2001	0.65	**35.39**	1.43	**R**
10	3	6	**MCCLAFFERTY Shiona**	GBR	04 MAY 2000	0.71	**36.30**	2.34	**R**
11	3	2	**EMBREKTE Zane**	LAT	12 JUL 1996	0.73	**36.79**	2.83	
12	2	6	**CHEN Chuan-Ni**	TPE	05 JAN 1992	0.69	**37.15**	3.19	
13	2	7	**ZSILINSZKI Orsolya**	HUN	16 APR 1998	0.70	**39.07**	5.11	
14	3	7	**TAPPENDEN Ciara**	GBR	26 JUN 2001	0.75	**39.34**	5.38	
15	1	6	**BRITTON Hannah**	AUS	17 MAR 1994	0.60	**39.50**	5.54	
16	2	1	**CARRIZO Amanda**	CHI	19 FEB 2002	0.55	**42.07**	8.11	
17	1	7	**CHAN Kei Yau**	HKG	01 MAR 2003		**42.39**	8.43	
18	3	1	**LARA Andrea Carolina**	COL	05 JUL 1995	0.69	**43.62**	9.66	
19	1	1	**GHANEKAR Vedavati**	CAN	16 MAY 2003	0.82	**48.14**	14.18	
20	1	2	**DIKYUVA Berna**	TUR	09 JUN 1991		**49.24**	15.28	
21	2	2	**YORUKOGLU Buse**	TUR	15 NOV 1993		**52.94**	18.98	

Legend

Q = Qualified for the next phase **?** = Swim-Off **DSQ** = Disqualified **Q** = Qualified for the next phase
WR = World Record

Medallists

MEDAL	SURNAME & NAME	NOC

100 m Breaststroke - Women

GOLD	**PETRUSHENKA Aksana**	**BLR**
SILVER	**DEEVA Natalia**	**BLR**
BRONZE	**CHMIELEWSKA Julia**	**POL**

Results

RANK	LANE	SURNAME & NAME	NOC	BORN	R.T.	50m	TIME	GAP

Event 64
25 JUL 2017

100 m Breaststroke - Women

	Record	Name		YOB	NOC	Location	Date
WR	**1:11.50**	**PETRUSHENKA Aksana**		BLR		San Antonio Texas (USA)	21 AUG 2015
DR	**1:13.36**	***PETRUSHENKA Aksana**	1984	BLR		Samsun (TUR)	25 JUL 2017

Final

1	4	**PETRUSHENKA Aksana**	BLR	25 SEP 1984	0.92	33.79(1)	**1:12.33** *38.54*		*DR*
2	2	**DEEVA Natalia**	BLR	29 DEC 1979	0.63	35.12(3)	**1:15.67** *40.55*	3.34	
3	1	**CHMIELEWSKA Julia**	POL	12 NOV 2002	0.77	35.06(2)	**1:15.77** *40.71*	3.44	
4	5	**SHAIAKHMETOVA Kristina**	RUS	23 SEP 2001	0.77	35.89(7)	**1:15.83** *39.94*	3.50	
5	7	**KUCUK Reyhan**	TUR	30 APR 2001	0.63	35.77(5)	**1:15.84** *40.07*	3.51	
6	6	**KUBO Minami**	JPN	30 SEP 1996	0.76	35.83(6)	**1:16.10** *40.27*	3.77	
7	8	**KULIKOVA Ekaterina**	RUS	24 JUN 1998	0.75	35.46(4)	**1:16.52** *41.06*	4.19	
8	3	**LIKINS Molly**	USA	17 OCT 2000	0.82	36.04(8)	**1:17.35** *41.31*	5.02	

Legend
Q = Qualified for the next phase **?** = Swim-Off **DSQ** = Disqualified **Q** = Qualified for the next phase
WR = World Record

Results

Event 58
25 JUL 2017

100 m Breaststroke - Women
Preliminary

	Record		Name	YOB	NOC	Location	Date
WR	**1:11.50**	**PETRUSHENKA Aksana**		BLR		San Antonio Texas (USA)	21 AUG 2015
DR	**1:13.40**	**DEEVA Natalia**		BLR		Sofia (BUL)	28 JUL 2013

Heat 1 of 3

RANK	LANE	SURNAME & NAME	NOC	BORN	R.T.	50m	TIME	GAP	
1	5	**KULIKOVA Ekaterina**	RUS	24 JUN 1998	0.78	36.56(2)	**1:17.71** *41.15*		**Q**
2	4	**TERESHCHENKO Iryna**	UKR	20 APR 1993	0.59	36.00(1)	**1:17.72** *41.72*	0.01	**R**
3	3	**CHEN Chuan-Ni**	TPE	05 JAN 1992	0.64	38.48(3)	**1:22.71** *44.23*	5.00	
4	7	**GHANEKAR Vedavati**	CAN	16 MAY 2003	0.73	47.26(4)	**1:39.22** *51.96*	21.51	
5	2	**DIKYUVA Berna**	TUR	09 JUN 1991	0.99	48.85(5)	**1:45.37** *56.52*	27.66	

NOT CLASSIFIED

	6	**BRITTON Hannah**	AUS	17 MAR 1994			**DSQ**		

Heat 2 of 3

1	3	**LIKINS Molly**	USA	17 OCT 2000	0.78	35.74(1)	**1:16.70** *40.96*		**Q**
2	4	**DEEVA Natalia**	BLR	29 DEC 1979	0.61	35.89(2)	**1:16.80** *40.91*	0.10	**Q**
3	5	**CHMIELEWSKA Julia**	POL	12 NOV 2002	0.86	35.98(3)	**1:17.26** *41.28*	0.56	**Q**
4	6	**MCCLAFFERTY Shiona**	GBR	04 MAY 2000	0.64	38.76(4)	**1:22.39** *43.63*	5.69	**R**
5	2	**TAPPENDEN Ciara**	GBR	26 JUN 2001	0.74	40.51(5)	**1:27.12** *46.61*	10.42	
6	7	**CARRIZO Amanda**	CHI	19 FEB 2002	0.67	43.38(6)	**1:32.81** *49.43*	16.11	

Heat 3 of 3

1	4	**PETRUSHENKA Aksana**	BLR	25 SEP 1984	0.98	34.69(1)	**1:13.36** *38.67*		**Q** *DR*
2	3	**SHAIAKHMETOVA Kristina**	RUS	23 SEP 2001	0.64	36.44(4)	**1:16.28** *39.84*	2.92	**Q**
3	6	**KUBO Minami**	JPN	30 SEP 1996	0.79	35.65(2)	**1:16.71** *41.06*	3.35	**Q**
4	5	**KUCUK Reyhan**	TUR	30 APR 2001	0.69	36.22(3)	**1:16.88** *40.66*	3.52	**Q**
5	7	**CHAN Kei Yau**	HKG	01 MAR 2003		43.30(5)	**1:35.09** *51.79*	21.73	

NOT CLASSIFIED

	2	**NILANGEKAR Aditi**	IND	10 DEC 1998			**DSQ**		

Legend

Q = Qualified for the next phase **?** = Swim-Off **DSQ** = Disqualified **Q** = Qualified for the next phase
WR = World Record

Results

Event 58
25 JUL 2017

100 m Breaststroke - Women
Preliminary

	Record		Name	YOB	NOC	Location	Date
WR	**1:11.50**	**PETRUSHENKA Aksana**		BLR		San Antonio Texas (USA)	21 AUG 2015
DR	**1:13.40**	**DEEVA Natalia**		BLR		Sofia (BUL)	28 JUL 2013

RANK	HEAT	LANE	SURNAME & NAME	NOC	BORN	R.T.	50m	TIME	GAP	
1	3	4	**PETRUSHENKA Aksana**	BLR	25 SEP 1984	0.98	34.69	**1:13.36**		**Q** *DR*
							38.67			
2	3	3	**SHAIAKHMETOVA Kristina**	RUS	23 SEP 2001	0.64	36.44	**1:16.28**	2.92	**Q**
							39.84			
3	2	3	**LIKINS Molly**	USA	17 OCT 2000	0.78	35.74	**1:16.70**	3.34	**Q**
							40.96			
4	3	6	**KUBO Minami**	JPN	30 SEP 1996	0.79	35.65	**1:16.71**	3.35	**Q**
							41.06			
5	2	4	**DEEVA Natalia**	BLR	29 DEC 1979	0.61	35.89	**1:16.80**	3.44	**Q**
							40.91			
6	3	5	**KUCUK Reyhan**	TUR	30 APR 2001	0.69	36.22	**1:16.88**	3.52	**Q**
							40.66			
7	2	5	**CHMIELEWSKA Julia**	POL	12 NOV 2002	0.86	35.98	**1:17.26**	3.90	**Q**
							41.28			
8	1	5	**KULIKOVA Ekaterina**	RUS	24 JUN 1998	0.78	36.56	**1:17.71**	4.35	**Q**
							41.15			
9	1	4	**TERESHCHENKO Iryna**	UKR	20 APR 1993	0.59	36.00	**1:17.72**	4.36	**R**
							41.72			
10	2	6	**MCCLAFFERTY Shiona**	GBR	04 MAY 2000	0.64	38.76	**1:22.39**	9.03	**R**
							43.63			
11	1	3	**CHEN Chuan-Ni**	TPE	05 JAN 1992	0.64	38.48	**1:22.71**	9.35	
							44.23			
12	2	2	**TAPPENDEN Ciara**	GBR	26 JUN 2001	0.74	40.51	**1:27.12**	13.76	
							46.61			
13	2	7	**CARRIZO Amanda**	CHI	19 FEB 2002	0.67	43.38	**1:32.81**	19.45	
							49.43			
14	3	7	**CHAN Kei Yau**	HKG	01 MAR 2003		43.30	**1:35.09**	21.73	
							51.79			
15	1	7	**GHANEKAR Vedavati**	CAN	16 MAY 2003	0.73	47.26	**1:39.22**	25.86	
							51.96			
16	1	2	**DIKYUVA Berna**	TUR	09 JUN 1991	0.99	48.85	**1:45.37**	32.01	
							56.52			

NOT CLASSIFIED

	1	6	**BRITTON Hannah**	AUS	17 MAR 1994	**DSQ**
	3	2	**NILANGEKAR Aditi**	IND	10 DEC 1998	**DSQ**

Legend

Q = Qualified for the next phase **?** = Swim-Off **DSQ** = Disqualified **Q** = Qualified for the next phase **WR** = World Record

Medallists

MEDAL	SURNAME & NAME	NOC

200 m Breaststroke - Women

GOLD	**PETRUSHENKA Aksana**	**BLR**
SILVER	**SHAIAKHMETOVA Kristina**	**RUS**
BRONZE	**CHMIELEWSKA Julia**	**POL**

Results

RANK	LANE	SURNAME & NAME	NOC	BORN	R.T.	50m	100m	150m	TIME	GAP	

Event 37
22 JUL 2017

200 m Breaststroke - Women

	Record		Name	YOB	NOC	Location	Date
WR	**2:35.70**	**PETRUSHENKA Aksana**		BLR		Coimbra (POR)	08 AUG 2011
DR	**2:36.33**	**PETRUSHENKA Aksana**		BLR		Sofia (BUL)	02 AUG 2013

Final

1	3	**PETRUSHENKA Aksana**	BLR	25 SEP 1984		34.75(1)	1:13.88(1) *39.13*	1:54.16(1) *40.28*	**2:35.90** *41.74*		*DR*
2	4	**SHAIAKHMETOVA Kristina**	RUS	23 SEP 2001	0.78	37.68(7)	1:19.94(7) *42.26*	2:01.91(7) *41.97*	**2:43.26** *41.35*	7.36	
3	6	**CHMIELEWSKA Julia**	POL	12 NOV 2002	0.91	35.81(2)	1:17.56(3) *41.75*	2:00.60(2) *43.04*	**2:43.50** *42.90*	7.60	
4	2	**TERESHCHENKO Iryna**	UKR	20 APR 1993	0.59	36.20(4)	1:17.56(3) *41.36*	2:01.11(4) *43.55*	**2:44.05** *42.94*	8.15	
5	1	**KULIKOVA Ekaterina**	RUS	24 JUN 1998	0.77	36.74(6)	1:18.54(5) *41.80*	2:01.40(5) *42.86*	**2:44.33** *42.93*	8.43	
6	5	**KUCUK Reyhan**	TUR	30 APR 2001	0.79	36.12(3)	1:17.35(2) *41.23*	2:00.73(3) *43.38*	**2:44.52** *43.79*	8.62	
7	7	**KUBO Minami**	JPN	30 SEP 1996	0.67	36.52(5)	1:18.74(6) *42.22*	2:01.56(6) *42.82*	**2:44.54** *42.98*	8.64	
8	8	**LIKINS Molly**	USA	17 OCT 2000	0.80	38.82(8)	1:22.09(8) *43.27*	2:07.23(8) *45.14*	**2:52.14** *44.91*	16.24	

Legend

Q = Qualified for the next phase **?** = Swim-Off **DSQ** = Disqualified **Q** = Qualified for the next phase **WR** = World Record

Results

Event 30
22 JUL 2017

200 m Breaststroke - Women
Preliminary

	Record		Name	YOB	NOC	Location	Date
WR	**2:35.70**	**PETRUSHENKA Aksana**		BLR		Coimbra (POR)	08 AUG 2011
DR	**2:36.33**	**PETRUSHENKA Aksana**		BLR		Sofia (BUL)	02 AUG 2013

Heat 1 of 2

RANK	LANE	SURNAME & NAME	NOC	BORN	R.T.	50m	100m	150m	TIME	GAP	
1	6	**SHAIAKHMETOVA Kristina**	RUS	23 SEP 2001	0.62	37.74(3)	1:21.02(3) *43.28*	2:03.42(2) *42.40*	**2:45.56** *42.14*		**Q**
2	5	**CHMIELEWSKA Julia**	POL	12 NOV 2002	0.88	38.29(5)	1:21.02(3) *42.73*	2:04.40(4) *43.38*	**2:47.24** *42.84*	1.68	**Q**
3	4	**TERESHCHENKO Iryna**	UKR	20 APR 1993	0.70	36.86(1)	1:19.66(1) *42.80*	2:03.72(3) *44.06*	**2:47.72** *44.00*	2.16	**Q**
4	3	**KULIKOVA Ekaterina**	RUS	24 JUN 1998	0.79	36.96(2)	1:19.70(2) *42.74*	2:03.24(1) *43.54*	**2:48.85** *45.61*	3.29	**Q**
5	2	**LIKINS Molly**	USA	17 OCT 2000	0.85	38.05(4)	1:21.57(5) *43.52*	2:06.90(5) *45.33*	**2:54.26** *47.36*	8.70	**Q**
6	7	**ZSILINSZKI Orsolya**	HUN	16 APR 1998	0.87	41.65(6)	1:27.21(6) *45.56*	2:14.02(6) *46.81*	**3:00.97** *46.95*	15.41	
7	1	**CHAN Kei Yau**	HKG	01 MAR 2003	0.99	44.61(7)	1:36.82(7) *52.21*	2:32.06(7) *55.24*	**3:31.28** *59.22*	45.72	

Heat 2 of 2

RANK	LANE	SURNAME & NAME	NOC	BORN	R.T.	50m	100m	150m	TIME	GAP	
1	5	**KUCUK Reyhan**	TUR	30 APR 2001	0.78	36.83(1)	1:18.55(1) *41.72*	2:02.86(1) *44.31*	**2:46.85** *43.99*		**Q**
2	4	**PETRUSHENKA Aksana**	BLR	25 SEP 1984	0.96	39.12(3)	1:21.06(3) *41.94*	2:04.52(3) *43.46*	**2:47.10** *42.58*	0.25	**Q**
3	6	**KUBO Minami**	JPN	30 SEP 1996	0.85	37.37(2)	1:19.95(2) *42.58*	2:04.36(2) *44.41*	**2:48.52** *44.16*	1.67	**Q**
4	3	**DEEVA Natalia**	BLR	29 DEC 1979	0.64	40.01(5)	1:24.75(5) *44.74*	2:10.17(4) *45.42*	**2:57.09** *46.92*	10.24	**R**
5	2	**MCCLAFFERTY Shiona**	GBR	04 MAY 2000	0.69	39.41(4)	1:24.51(4) *45.10*	2:11.06(5) *46.55*	**2:58.03** *46.97*	11.18	**R**
6	1	**ZOU Selena**	CAN	26 OCT 2003	0.79	43.11(6)	1:32.57(6) *49.46*	2:23.02(6) *50.45*	**3:13.35** *50.33*	26.50	

Legend

Q = Qualified for the next phase **?** = Swim-Off **DSQ** = Disqualified **Q** = Qualified for the next phase
WR = World Record

Results

Event 30
22 JUL 2017

200 m Breaststroke - Women
Preliminary

	Record	Name	YOB	NOC	Location	Date
WR	**2:35.70**	**PETRUSHENKA Aksana**		BLR	Coimbra (POR)	08 AUG 2011
DR	**2:36.33**	**PETRUSHENKA Aksana**		BLR	Sofia (BUL)	02 AUG 2013

RANK	HEAT	LANE	SURNAME & NAME	NOC	BORN	R.T.	50m	100m	150m	TIME	GAP	
1	1	6	**SHAIAKHMETOVA Kristina**	RUS	23 SEP 2001	0.62	37.74	1:21.02 *43.28*	2:03.42 *42.40*	**2:45.56** *42.14*		**Q**
2	2	5	**KUCUK Reyhan**	TUR	30 APR 2001	0.78	36.83	1:18.55 *41.72*	2:02.86 *44.31*	**2:46.85** *43.99*	1.29	**Q**
3	2	4	**PETRUSHENKA Aksana**	BLR	25 SEP 1984	0.96	39.12	1:21.06 *41.94*	2:04.52 *43.46*	**2:47.10** *42.58*	1.54	**Q**
4	1	5	**CHMIELEWSKA Julia**	POL	12 NOV 2002	0.88	38.29	1:21.02 *42.73*	2:04.40 *43.38*	**2:47.24** *42.84*	1.68	**Q**
5	1	4	**TERESHCHENKO Iryna**	UKR	20 APR 1993	0.70	36.86	1:19.66 *42.80*	2:03.72 *44.06*	**2:47.72** *44.00*	2.16	**Q**
6	2	6	**KUBO Minami**	JPN	30 SEP 1996	0.85	37.37	1:19.95 *42.58*	2:04.36 *44.41*	**2:48.52** *44.16*	2.96	**Q**
7	1	3	**KULIKOVA Ekaterina**	RUS	24 JUN 1998	0.79	36.96	1:19.70 *42.74*	2:03.24 *43.54*	**2:48.85** *45.61*	3.29	**Q**
8	1	2	**LIKINS Molly**	USA	17 OCT 2000	0.85	38.05	1:21.57 *43.52*	2:06.90 *45.33*	**2:54.26** *47.36*	8.70	**Q**
9	2	3	**DEEVA Natalia**	BLR	29 DEC 1979	0.64	40.01	1:24.75 *44.74*	2:10.17 *45.42*	**2:57.09** *46.92*	11.53	**R**
10	2	2	**MCCLAFFERTY Shiona**	GBR	04 MAY 2000	0.69	39.41	1:24.51 *45.10*	2:11.06 *46.55*	**2:58.03** *46.97*	12.47	**R**
11	1	7	**ZSILINSZKI Orsolya**	HUN	16 APR 1998	0.87	41.65	1:27.21 *45.56*	2:14.02 *46.81*	**3:00.97** *46.95*	15.41	
12	2	1	**ZOU Selena**	CAN	26 OCT 2003	0.79	43.11	1:32.57 *49.46*	2:23.02 *50.45*	**3:13.35** *50.33*	27.79	
13	1	1	**CHAN Kei Yau**	HKG	01 MAR 2003	0.99	44.61	1:36.82 *52.21*	2:32.06 *55.24*	**3:31.28** *59.22*	45.72	

Legend

Q = Qualified for the next phase **?** = Swim-Off **DSQ** = Disqualified **Q** = Qualified for the next phase
WR = World Record

Medallists

MEDAL	SURNAME & NAME	NOC

50 m Butterfly - Women

GOLD	**ALEXEEVA Alena Sergeevna**	**RUS**
SILVER	**REZHYLO Mariya**	**UKR**
BRONZE	**SAVCHENKO Ekaterina Alex**	**RUS**

Results

RANK	LANE	SURNAME & NAME	NOC	BORN	R.T.	TIME	GAP

Event 81
26 JUL 2017

50 m Butterfly - Women

	Record		Name		YOB	NOC	Location	Date
WR		**28.28**	**DE VILLIERS Peggy**			RSA	San Antonio Texas (USA)	17 AUG 2015
DR		**28.33**	**s*KLIUCHNIKOVA Olga**		1989	RUS	Samsun (TUR)	22 JUL 2017

Final

1	5	**ALEXEEVA Alena Sergeevna**	RUS	19 NOV 1993	0.79	**28.30**		*DR*
2	4	**REZHYLO Mariya**	UKR	03 OCT 1998	0.76	**28.39**	0.09	
3	6	**SAVCHENKO Ekaterina Alex**	RUS	05 MAR 1985	0.67	**29.43**	1.13	
4	8	**LOUBSER Cornell**	RSA	27 JUL 1994	0.80	**29.50**	1.20	
5	3	**FUJIKAWA Ayaka**	JPN	27 JUL 1995	0.87	**29.79**	1.49	
6	7	**SHEN Ying**	CHN	06 JAN 2001	0.83	**30.00**	1.70	
7	1	**ERAMTSOVA Katsiaryna**	BLR	29 JUL 1983	0.89	**30.02**	1.72	
8	2	**HUANG Xiaofan**	CHN	07 MAR 1997	0.78	**30.49**	2.19	

Legend
Q = Qualified for the next phase **?** = Swim-Off **DSQ** = Disqualified **Q** = Qualified for the next phase
WR = World Record

Results

Event 74
26 JUL 2017

50 m Butterfly - Women
Preliminary

	Record	Name	YOB	NOC	Location	Date
WR	**28.28**	**DE VILLIERS Peggy**		RSA	San Antonio Texas (USA)	17 AUG 2015
DR	**28.33**	**s*KLIUCHNIKOVA Olga**	1989	RUS	Samsun (TUR)	22 JUL 2017

Heat 1 of 4

RANK	LANE	SURNAME & NAME	NOC	BORN	R.T.	TIME	GAP	
1	4	**LIKINS Molly**	USA	17 OCT 2000	0.82	**31.68**		
2	5	**BIRYUKOVA Alyona**	KAZ	22 JUN 1999	0.65	**35.79**	4.11	
3	3	**CARRIZO Amanda**	CHI	19 FEB 2002	0.57	**36.77**	5.09	
4	6	**GHANEKAR Vedavati**	CAN	16 MAY 2003	0.68	**44.64**	12.96	

Heat 2 of 4

RANK	LANE	SURNAME & NAME	NOC	BORN	R.T.	TIME	GAP	
1	4	**SAVCHENKO Ekaterina Alex**	RUS	05 MAR 1985	0.64	**29.82**		**Q**
2	3	**GOMMERS Lily Jane**	NED	08 APR 1997	0.67	**31.10**	1.28	
3	5	**FILIPCHYK Anastasiya**	BLR	12 OCT 1989	0.61	**31.47**	1.65	
4	2	**CHEN Chuan-Ni**	TPE	05 JAN 1992	0.66	**31.92**	2.10	
5	7	**TARASENKO Daria**	UKR	06 AUG 1999	0.78	**32.03**	2.21	
6	1	**LARA Andrea Carolina**	COL	05 JUL 1995	0.77	**33.73**	3.91	
7	6	**KUCUK Reyhan**	TUR	30 APR 2001	0.62	**34.09**	4.27	
8	8	**ZSILINSZKI Orsolya**	HUN	16 APR 1998	0.91	**34.12**	4.30	

Heat 3 of 4

RANK	LANE	SURNAME & NAME	NOC	BORN	R.T.	TIME	GAP	
1	4	**ALEXEEVA Alena Sergeevna**	RUS	19 NOV 1993	0.77	**29.07**		**Q**
2	3	**FUJIKAWA Ayaka**	JPN	27 JUL 1995	0.88	**29.66**	0.59	**Q**
3	5	**LOUBSER Cornell**	RSA	27 JUL 1994	0.62	**30.41**	1.34	**Q**
4	6	**IVANENKO Kateryna**	UKR	06 AUG 1992	0.64	**30.67**	1.60	**R**
5	2	**COCKER Elizabeth**	USA	05 OCT 1995	0.65	**31.65**	2.58	
6	7	**ZGOMBA Natali**	CRO	28 JUL 1998	0.79	**33.12**	4.05	
7	8	**PINEROS Daniela Juliana**	COL	13 NOV 1999	0.78	**33.29**	4.22	
8	1	**ZOU Selena**	CAN	26 OCT 2003	0.91	**33.81**	4.74	

Heat 4 of 4

RANK	LANE	SURNAME & NAME	NOC	BORN	R.T.	TIME	GAP	
1	4	**REZHYLO Mariya**	UKR	03 OCT 1998	0.80	**29.03**		**Q**
2	2	**HUANG Xiaofan**	CHN	07 MAR 1997	0.83	**29.92**	0.89	**Q**
3	3	**SHEN Ying**	CHN	06 JAN 2001	0.84	**30.00**	0.97	**Q**
4	5	**ERAMTSOVA Katsiaryna**	BLR	29 JUL 1983	0.63	**30.28**	1.25	**Q**
5	6	**SANCHEZ SANTANA Belmira**	ESP	28 MAR 1992	0.62	**30.42**	1.39	**R**
6	7	**EMBREKTE Zane**	LAT	12 JUL 1996	0.73	**32.96**	3.93	

Legend

Q = Qualified for the next phase **?** = Swim-Off **DSQ** = Disqualified **Q** = Qualified for the next phase
WR = World Record

RANK	LANE	SURNAME & NAME	NOC	BORN	R.T.	TIME	GAP
7	8	**MICHALOWSKA Sandra**	POL	20 AUG 1993	0.84	**34.50**	5.47
8	1	**GANKE Yuliya**	KAZ	24 SEP 1995	1.21	**36.90**	7.87

Legend

Q = Qualified for the next phase **?** = Swim-Off **DSQ** = Disqualified **Q** = Qualified for the next phase **WR** = World Record

Results

Event 74
26 JUL 2017

50 m Butterfly - Women
Preliminary

	Record	Name	YOB	NOC	Location	Date
WR	**28.28**	**DE VILLIERS Peggy**		RSA	San Antonio Texas (USA)	17 AUG 2015
DR	**28.33**	**s*KLIUCHNIKOVA Olga**	1989	RUS	Samsun (TUR)	22 JUL 2017

RANK	HEAT	LANE	SURNAME & NAME	NOC	BORN	R.T.	TIME	GAP	
1	4	4	**REZHYLO Mariya**	UKR	03 OCT 1998	0.80	**29.03**		**Q**
2	3	4	**ALEXEEVA Alena Sergeevna**	RUS	19 NOV 1993	0.77	**29.07**	0.04	**Q**
3	3	3	**FUJIKAWA Ayaka**	JPN	27 JUL 1995	0.88	**29.66**	0.63	**Q**
4	2	4	**SAVCHENKO Ekaterina Alex**	RUS	05 MAR 1985	0.64	**29.82**	0.79	**Q**
5	4	2	**HUANG Xiaofan**	CHN	07 MAR 1997	0.83	**29.92**	0.89	**Q**
6	4	3	**SHEN Ying**	CHN	06 JAN 2001	0.84	**30.00**	0.97	**Q**
7	4	5	**ERAMTSOVA Katsiaryna**	BLR	29 JUL 1983	0.63	**30.28**	1.25	**Q**
8	3	5	**LOUBSER Cornell**	RSA	27 JUL 1994	0.62	**30.41**	1.38	**Q**
9	4	6	**SANCHEZ SANTANA Belmira**	ESP	28 MAR 1992	0.62	**30.42**	1.39	**R**
10	3	6	**IVANENKO Kateryna**	UKR	06 AUG 1992	0.64	**30.67**	1.64	**R**
11	2	3	**GOMMERS Lily Jane**	NED	08 APR 1997	0.67	**31.10**	2.07	
12	2	5	**FILIPCHYK Anastasiya**	BLR	12 OCT 1989	0.61	**31.47**	2.44	
13	3	2	**COCKER Elizabeth**	USA	05 OCT 1995	0.65	**31.65**	2.62	
14	1	4	**LIKINS Molly**	USA	17 OCT 2000	0.82	**31.68**	2.65	
15	2	2	**CHEN Chuan-Ni**	TPE	05 JAN 1992	0.66	**31.92**	2.89	
16	2	7	**TARASENKO Daria**	UKR	06 AUG 1999	0.78	**32.03**	3.00	
17	4	7	**EMBREKTE Zane**	LAT	12 JUL 1996	0.73	**32.96**	3.93	
18	3	7	**ZGOMBA Natali**	CRO	28 JUL 1998	0.79	**33.12**	4.09	
19	3	8	**PINEROS Daniela Juliana**	COL	13 NOV 1999	0.78	**33.29**	4.26	
20	2	1	**LARA Andrea Carolina**	COL	05 JUL 1995	0.77	**33.73**	4.70	
21	3	1	**ZOU Selena**	CAN	26 OCT 2003	0.91	**33.81**	4.78	
22	2	6	**KUCUK Reyhan**	TUR	30 APR 2001	0.62	**34.09**	5.06	
23	2	8	**ZSILINSZKI Orsolya**	HUN	16 APR 1998	0.91	**34.12**	5.09	
24	4	8	**MICHALOWSKA Sandra**	POL	20 AUG 1993	0.84	**34.50**	5.47	
25	1	5	**BIRYUKOVA Alyona**	KAZ	22 JUN 1999	0.65	**35.79**	6.76	
26	1	3	**CARRIZO Amanda**	CHI	19 FEB 2002	0.57	**36.77**	7.74	
27	4	1	**GANKE Yuliya**	KAZ	24 SEP 1995	1.21	**36.90**	7.87	
28	1	6	**GHANEKAR Vedavati**	CAN	16 MAY 2003	0.68	**44.64**	15.61	

Legend

Q = Qualified for the next phase **?** = Swim-Off **DSQ** = Disqualified **Q** = Qualified for the next phase
WR = World Record

Medallists

MEDAL	SURNAME & NAME	NOC

100 m Butterfly - Women

GOLD	**ALEXEEVA Alena Sergeevna**	**RUS**
SILVER	**LOUBSER Cornell**	**RSA**
BRONZE	**SAVCHENKO Ekaterina Alex**	**RUS**

Results

RANK	LANE	SURNAME & NAME	NOC	BORN	R.T.	50m	TIME	GAP

Event 26
21 JUL 2017

100 m Butterfly - Women

	Record	Name	YOB	NOC	Location	Date
WR	**1:03.70**	**DE VILLIERS Peggy**	RSA		San Antonio Texas (USA)	22 AUG 2015
DR	**1:04.02**	**SAVCHENKO Ekaterina**	RUS		Taipei (TPE)	07 SEP 2009

Final

1	4	**ALEXEEVA Alena Sergeevna**	RUS	19 NOV 1993	1.01	29.63(1)	**1:04.22** *34.59*	
2	3	**LOUBSER Cornell**	RSA	27 JUL 1994	0.70	29.94(2)	**1:04.75** *34.81*	0.53
3	5	**SAVCHENKO Ekaterina Alex**	RUS	05 MAR 1985	0.81	30.39(4)	**1:05.12** *34.73*	0.90
4	6	**SHEN Ying**	CHN	06 JAN 2001	0.85	30.43(5)	**1:06.23** *35.80*	2.01
5	7	**FUJIKAWA Ayaka**	JPN	27 JUL 1995	0.88	30.38(3)	**1:06.26** *35.88*	2.04
6	2	**SANCHEZ SANTANA Belmira**	ESP	28 MAR 1992	0.60	31.16(6)	**1:06.90** *35.74*	2.68
7	8	**ERAMTSOVA Katsiaryna**	BLR	29 JUL 1983	0.90	31.89(7)	**1:07.81** *35.92*	3.59
8	1	**IVANENKO Kateryna**	UKR	06 AUG 1992	0.90	31.92(8)	**1:09.45** *37.53*	5.23

Legend

Q = Qualified for the next phase **?** = Swim-Off **DSQ** = Disqualified **Q** = Qualified for the next phase **WR** = World Record

Results

Event 20
21 JUL 2017

100 m Butterfly - Women
Preliminary

	Record		Name	YOB	NOC	Location	Date
WR	**1:03.70**	**DE VILLIERS Peggy**		RSA		San Antonio Texas (USA)	22 AUG 2015
DR	**1:04.02**	**SAVCHENKO Ekaterina**		RUS		Taipei (TPE)	07 SEP 2009

Heat 1 of 3

RANK	LANE	SURNAME & NAME	NOC	BORN	R.T.	50m	TIME	GAP	
1	5	**FUJIKAWA Ayaka**	JPN	27 JUL 1995	0.86	30.35(1)	**1:07.26** *36.91*		**Q**
2	6	**COCKER Elizabeth**	USA	05 OCT 1995	0.64	32.34(4)	**1:09.47** *37.13*	2.21	**R**
3	3	**LIU Rui**	CHN	05 DEC 1998	0.76	31.35(2)	**1:09.74** *38.39*	2.48	
4	4	**FILIPCHYK Anastasiya**	BLR	12 OCT 1989	0.78	32.31(3)	**1:11.20** *38.89*	3.94	
5	7	**ZOU Selena**	CAN	26 OCT 2003	0.78	34.10(5)	**1:14.13** *40.03*	6.87	
6	2	**ZSILINSZKI Orsolya**	HUN	16 APR 1998	0.81	35.01(6)	**1:16.18** *41.17*	8.92	
7	1	**MICHALOWSKA Sandra**	POL	20 AUG 1993	0.81	36.50(7)	**1:17.96** *41.46*	10.70	

Heat 2 of 3

RANK	LANE	SURNAME & NAME	NOC	BORN	R.T.	50m	TIME	GAP	
1	4	**ALEXEEVA Alena Sergeevna**	RUS	19 NOV 1993	0.90	30.20(1)	**1:05.00** *34.80*		**Q**
2	3	**SHEN Ying**	CHN	06 JAN 2001	0.90	30.77(2)	**1:06.69** *35.92*	1.69	**Q**
3	6	**TERESHCHENKO Iryna**	UKR	20 APR 1993	0.67	31.73(3)	**1:08.82** *37.09*	3.82	**Q**
4	5	**ERAMTSOVA Katsiaryna**	BLR	29 JUL 1983	0.86	31.90(4)	**1:09.42** *37.52*	4.42	**R**
5	2	**BEBEN Nina**	POL	10 JUN 2003	0.70	33.74(6)	**1:12.77** *39.03*	7.77	
6	7	**DRAGAN Julia**	POL	16 JUL 2004		34.03(7)	**1:13.34** *39.31*	8.34	
7	1	**GOMMERS Lily Jane**	NED	08 APR 1997	0.85	33.36(5)	**1:14.48** *41.12*	9.48	

Heat 3 of 3

RANK	LANE	SURNAME & NAME	NOC	BORN	R.T.	50m	TIME	GAP	
1	4	**SAVCHENKO Ekaterina Alex**	RUS	05 MAR 1985	0.80	30.80(2)	**1:05.17** *34.37*		**Q**
2	5	**LOUBSER Cornell**	RSA	27 JUL 1994	0.77	30.66(1)	**1:05.75** *35.09*	0.58	**Q**
3	6	**SANCHEZ SANTANA Belmira**	ESP	28 MAR 1992	0.82	31.38(3)	**1:07.02** *35.64*	1.85	**Q**
4	3	**IVANENKO Kateryna**	UKR	06 AUG 1992	0.76	32.03(4)	**1:09.02** *36.99*	3.85	**Q**
5	2	**TARASENKO Daria**	UKR	06 AUG 1999	0.70	32.13(5)	**1:11.92** *39.79*	6.75	
6	7	**LIKINS Molly**	USA	17 OCT 2000	0.94	33.72(6)	**1:13.22** *39.50*	8.05	
7	8	**LARA Andrea Carolina**	COL	05 JUL 1995	0.62	34.25(7)	**1:25.34** *51.09*	20.17	
8	1	**GANKE Yuliya**	KAZ	24 SEP 1995	0.96	36.49(8)	**1:28.90** *52.41*	23.73	

Legend

Q = Qualified for the next phase **?** = Swim-Off **DSQ** = Disqualified **Q** = Qualified for the next phase **WR** = World Record

Results

Event 20
21 JUL 2017

100 m Butterfly - Women
Preliminary

	Record	Name	YOB	NOC	Location	Date
WR	1:03.70	DE VILLIERS Peggy		RSA	San Antonio Texas (USA)	22 AUG 2015
DR	1:04.02	SAVCHENKO Ekaterina		RUS	Taipei (TPE)	07 SEP 2009

RANK	HEAT	LANE	SURNAME & NAME	NOC	BORN	R.T.	50m	TIME	GAP	
1	2	4	**ALEXEEVA Alena Sergeevna**	RUS	19 NOV 1993	0.90	30.20	**1:05.00** *34.80*		**Q**
2	3	4	**SAVCHENKO Ekaterina Alex**	RUS	05 MAR 1985	0.80	30.80	**1:05.17** *34.37*	0.17	**Q**
3	3	5	**LOUBSER Cornell**	RSA	27 JUL 1994	0.77	30.66	**1:05.75** *35.09*	0.75	**Q**
4	2	3	**SHEN Ying**	CHN	06 JAN 2001	0.90	30.77	**1:06.69** *35.92*	1.69	**Q**
5	3	6	**SANCHEZ SANTANA Belmira**	ESP	28 MAR 1992	0.82	31.38	**1:07.02** *35.64*	2.02	**Q**
6	1	5	**FUJIKAWA Ayaka**	JPN	27 JUL 1995	0.86	30.35	**1:07.26** *36.91*	2.26	**Q**
7	2	6	**TERESHCHENKO Iryna**	UKR	20 APR 1993	0.67	31.73	**1:08.82** *37.09*	3.82	**Q**
8	3	3	**IVANENKO Kateryna**	UKR	06 AUG 1992	0.76	32.03	**1:09.02** *36.99*	4.02	**Q**
9	2	5	**ERAMTSOVA Katsiaryna**	BLR	29 JUL 1983	0.86	31.90	**1:09.42** *37.52*	4.42	**R**
10	1	6	**COCKER Elizabeth**	USA	05 OCT 1995	0.64	32.34	**1:09.47** *37.13*	4.47	**R**
11	1	3	**LIU Rui**	CHN	05 DEC 1998	0.76	31.35	**1:09.74** *38.39*	4.74	
12	1	4	**FILIPCHYK Anastasiya**	BLR	12 OCT 1989	0.78	32.31	**1:11.20** *38.89*	6.20	
13	3	2	**TARASENKO Daria**	UKR	06 AUG 1999	0.70	32.13	**1:11.92** *39.79*	6.92	
14	2	2	**BEBEN Nina**	POL	10 JUN 2003	0.70	33.74	**1:12.77** *39.03*	7.77	
15	3	7	**LIKINS Molly**	USA	17 OCT 2000	0.94	33.72	**1:13.22** *39.50*	8.22	
16	2	7	**DRAGAN Julia**	POL	16 JUL 2004		34.03	**1:13.34** *39.31*	8.34	
17	1	7	**ZOU Selena**	CAN	26 OCT 2003	0.78	34.10	**1:14.13** *40.03*	9.13	
18	2	1	**GOMMERS Lily Jane**	NED	08 APR 1997	0.85	33.36	**1:14.48** *41.12*	9.48	
19	1	2	**ZSILINSZKI Orsolya**	HUN	16 APR 1998	0.81	35.01	**1:16.18** *41.17*	11.18	
20	1	1	**MICHALOWSKA Sandra**	POL	20 AUG 1993	0.81	36.50	**1:17.96** *41.46*	12.96	
21	3	8	**LARA Andrea Carolina**	COL	05 JUL 1995	0.62	34.25	**1:25.34** *51.09*	20.34	
22	3	1	**GANKE Yuliya**	KAZ	24 SEP 1995	0.96	36.49	**1:28.90** *52.41*	23.90	

Legend

Q = Qualified for the next phase **?** = Swim-Off **DSQ** = Disqualified **Q** = Qualified for the next phase
WR = World Record

Medallists

MEDAL	SURNAME & NAME	NOC

200 m Butterfly - Women

GOLD	**BILALOVA Polina**	**RUS**
SILVER	**LOUBSER Cornell**	**RSA**
BRONZE	**SAVCHENKO Ekaterina Alex**	**RUS**

Results

Event 55
24 JUL 2017

200 m Butterfly - Women

	Record		Name	YOB	NOC	Location	Date
WR	**2:20.00**	**HE Yue Yue**		CHN		Sofia (BUL)	27 JUL 2013
DR	**2:20.03**	**HE Yue Yue**		CHN		Sofia (BUL)	27 JUL 2013

Final

RANK	LANE	SURNAME & NAME	NOC	BORN	R.T.	50m	100m	150m	TIME	GAP
1	6	**BILALOVA Polina**	RUS	27 NOV 2001	0.72	30.92(1)	1:06.15(1) *35.23*	1:44.37(1) *38.22*	**2:23.12** *38.75*	
2	5	**LOUBSER Cornell**	RSA	27 JUL 1994	0.86	32.28(3)	1:08.49(3) *36.21*	1:46.94(3) *38.45*	**2:26.19** *39.25*	3.07
3	4	**SAVCHENKO Ekaterina Alex**	RUS	05 MAR 1985	0.81	31.60(2)	1:08.03(2) *36.43*	1:46.14(2) *38.11*	**2:27.51** *41.37*	4.39
4	3	**SANCHEZ SANTANA Belmira**	ESP	28 MAR 1992	0.63	32.64(4)	1:09.93(4) *37.29*	1:48.95(4) *39.02*	**2:30.34** *41.39*	7.22
5	2	**COCKER Elizabeth**	USA	05 OCT 1995	0.63	32.70(5)	1:10.45(5) *37.75*	1:50.64(5) *40.19*	**2:35.89** *45.25*	12.77
6	8	**ZSILINSZKI Orsolya**	HUN	16 APR 1998	0.98	35.56(7)	1:17.67(8) *42.11*	2:01.02(6) *43.35*	**2:43.42** *42.40*	20.30
7	1	**BEBEN Nina**	POL	10 JUN 2003		36.01(8)	1:17.27(7) *41.26*	2:01.25(7) *43.98*	**2:44.73** *43.48*	21.61
8	7	**IVANENKO Kateryna**	UKR	06 AUG 1992	0.82	33.27(6)	1:15.79(6) *42.52*	2:01.63(8) *45.84*	**2:46.57** *44.94*	23.45

Legend

Q = Qualified for the next phase **?** = Swim-Off **DSQ** = Disqualified **Q** = Qualified for the next phase
WR = World Record

Results

Event 47
24 JUL 2017

200 m Butterfly - Women
Preliminary

	Record		Name	YOB	NOC	Location	Date
WR	**2:20.00**	**HE Yue Yue**		CHN		Sofia (BUL)	27 JUL 2013
DR	**2:20.03**	**HE Yue Yue**		CHN		Sofia (BUL)	27 JUL 2013

Heat 1 of 2

RANK	LANE	SURNAME & NAME	NOC	BORN	R.T.	50m	100m	150m	TIME	GAP	
1	4	**BILALOVA Polina**	RUS	27 NOV 2001	0.56	32.50(1)	1:10.91(1) *38.41*	1:52.86(1) *41.95*	**2:33.65** *40.79*		**Q**
2	7	**COCKER Elizabeth**	USA	05 OCT 1995	0.55	33.78(2)	1:12.77(2) *38.99*	1:55.22(2) *42.45*	**2:40.63** *45.41*	6.98	**Q**
3	3	**IVANENKO Kateryna**	UKR	06 AUG 1992	0.66	34.25(3)	1:15.23(4) *40.98*	1:58.33(3) *43.10*	**2:41.57** *43.24*	7.92	**Q**
4	6	**ZSILINSZKI Orsolya**	HUN	16 APR 1998	0.89	34.96(5)	1:16.69(5) *41.73*	2:00.70(5) *44.01*	**2:44.11** *43.41*	10.46	**Q**
5	5	**SHEN Ying**	CHN	06 JAN 2001	0.87	34.31(4)	1:14.64(3) *40.33*	1:58.34(4) *43.70*	**2:45.35** *47.01*	11.70	**R**
6	2	**ZOU Selena**	CAN	26 OCT 2003	0.79	37.06(6)	1:19.67(6) *42.61*	2:05.06(6) *45.39*	**2:52.42** *47.36*	18.77	**R**

Heat 2 of 2

RANK	LANE	SURNAME & NAME	NOC	BORN	R.T.	50m	100m	150m	TIME	GAP	
1	4	**SAVCHENKO Ekaterina Alex**	RUS	05 MAR 1985	0.79	32.25(1)	1:09.47(1) *37.22*	1:49.13(1) *39.66*	**2:28.57** *39.44*		**Q**
2	5	**LOUBSER Cornell**	RSA	27 JUL 1994	0.80	34.29(3)	1:12.58(3) *38.29*	1:50.99(2) *38.41*	**2:30.06** *39.07*	1.49	**Q**
3	3	**SANCHEZ SANTANA Belmira**	ESP	28 MAR 1992	0.68	33.52(2)	1:12.26(2) *38.74*	1:52.32(3) *40.06*	**2:33.11** *40.79*	4.54	**Q**
4	6	**BEBEN Nina**	POL	10 JUN 2003	0.67	35.90(4)	1:16.93(4) *41.03*	1:59.63(4) *42.70*	**2:42.30** *42.67*	13.73	**Q**
5	2	**MICHALOWSKA Sandra**	POL	20 AUG 1993	0.82	37.43(5)	1:22.35(5) *44.92*	2:09.73(5) *47.38*	**2:57.16** *47.43*	28.59	

NOT CLASSIFIED

	7	**LIKINS Molly**	USA	17 OCT 2000					**DNS**		

Legend

Q = Qualified for the next phase **?** = Swim-Off **DSQ** = Disqualified **Q** = Qualified for the next phase **WR** = World Record

Results

Event 47
24 JUL 2017

200 m Butterfly - Women
Preliminary

Record		Name	YOB	NOC	Location	Date
WR	2:20.00	HE Yue Yue	CHN		Sofia (BUL)	27 JUL 2013
DR	2:20.03	HE Yue Yue	CHN		Sofia (BUL)	27 JUL 2013

RANK	HEAT	LANE	SURNAME & NAME	NOC	BORN	R.T.	50m	100m	150m	TIME	GAP	
1	2	4	**SAVCHENKO Ekaterina Alex**	RUS	05 MAR 1985	0.79	32.25	1:09.47 *37.22*	1:49.13 *39.66*	**2:28.57** *39.44*		**Q**
2	2	5	**LOUBSER Cornell**	RSA	27 JUL 1994	0.80	34.29	1:12.58 *38.29*	1:50.99 *38.41*	**2:30.06** *39.07*	1.49	**Q**
3	2	3	**SANCHEZ SANTANA Belmira**	ESP	28 MAR 1992	0.68	33.52	1:12.26 *38.74*	1:52.32 *40.06*	**2:33.11** *40.79*	4.54	**Q**
4	1	4	**BILALOVA Polina**	RUS	27 NOV 2001	0.56	32.50	1:10.91 *38.41*	1:52.86 *41.95*	**2:33.65** *40.79*	5.08	**Q**
5	1	7	**COCKER Elizabeth**	USA	05 OCT 1995	0.55	33.78	1:12.77 *38.99*	1:55.22 *42.45*	**2:40.63** *45.41*	12.06	**Q**
6	1	3	**IVANENKO Kateryna**	UKR	06 AUG 1992	0.66	34.25	1:15.23 *40.98*	1:58.33 *43.10*	**2:41.57** *43.24*	13.00	**Q**
7	2	6	**BEBEN Nina**	POL	10 JUN 2003	0.67	35.90	1:16.93 *41.03*	1:59.63 *42.70*	**2:42.30** *42.67*	13.73	**Q**
8	1	6	**ZSILINSZKI Orsolya**	HUN	16 APR 1998	0.89	34.96	1:16.69 *41.73*	2:00.70 *44.01*	**2:44.11** *43.41*	15.54	**Q**
9	1	5	**SHEN Ying**	CHN	06 JAN 2001	0.87	34.31	1:14.64 *40.33*	1:58.34 *43.70*	**2:45.35** *47.01*	16.78	**R**
10	1	2	**ZOU Selena**	CAN	26 OCT 2003	0.79	37.06	1:19.67 *42.61*	2:05.06 *45.39*	**2:52.42** *47.36*	23.85	**R**
11	2	2	**MICHALOWSKA Sandra**	POL	20 AUG 1993	0.82	37.43	1:22.35 *44.92*	2:09.73 *47.38*	**2:57.16** *47.43*	28.59	

NOT CLASSIFIED

	2	7	**LIKINS Molly**	USA	17 OCT 2000					**DNS**		

Legend
Q = Qualified for the next phase **?** = Swim-Off **DSQ** = Disqualified **Q** = Qualified for the next phase
WR = World Record

Medallists

MEDAL	SURNAME & NAME	NOC

200 m Medley - Women

GOLD	**KLIUCHNIKOVA Olga**	**RUS**
SILVER	**BILALOVA Polina**	**RUS**
BRONZE	**TERESHCHENKO Iryna**	**UKR**

Results

Event 39
22 JUL 2017

200 m Medley - Women

	Record	Name	YOB	NOC	Location	Date
WR	**2:22.79**	***KLIUCHNIKOVA Olga**	1989	RUS	Samsun (TUR)	22 JUL 2017
DR	**2:22.79**	***KLIUCHNIKOVA Olga**	1989	RUS	Samsun (TUR)	22 JUL 2017

Final

RANK	LANE	SURNAME & NAME	NOC	BORN	R.T.	50m		100m	150m	TIME	GAP	
1	4	**KLIUCHNIKOVA Olga**	RUS	01 SEP 1989	0.79	28.33(1)	C	1:03.33(1) *35.00*	1:45.95(1) *42.62*	**2:19.35** *33.40*		*WR-DR*
2	5	**BILALOVA Polina**	RUS	27 NOV 2001	0.70	30.00(2)		1:07.03(2) *37.03*	1:50.18(2) *43.15*	**2:23.41** *33.23*	4.06	
3	6	**TERESHCHENKO Iryna**	UKR	20 APR 1993	0.68	31.26(3)		1:10.97(5) *39.71*	1:54.24(3) *43.27*	**2:27.22** *32.98*	7.87	
4	8	**ZHU Qian**	CHN	27 JUN 1993	0.81	31.89(6)		1:09.79(4) *37.90*	1:54.95(4) *45.16*	**2:28.57** *33.62*	9.22	
5	3	**MASSENGALE Emily**	USA	11 FEB 2001		31.31(4)		1:08.67(3) *37.36*	1:55.76(6) *47.09*	**2:29.08** *33.32*	9.73	
6	7	**CHMIELEWSKA Julia**	POL	12 NOV 2002	0.80	32.33(7)		1:12.14(6) *39.81*	1:55.67(5) *43.53*	**2:32.44** *36.77*	13.09	
7	1	**LIU Rui**	CHN	05 DEC 1998	0.75	31.79(5)		1:12.69(7) *40.90*	1:58.80(7) *46.11*	**2:33.83** *35.03*	14.48	
NOT CLASSIFIED												
	2	**PETRUSHENKA Aksana**	BLR	25 SEP 1984						**DNF**		

Legend

Q = Qualified for the next phase **?** = Swim-Off **DSQ** = Disqualified **Q** = Qualified for the next phase
WR = World Record

Results

Event 32
22 JUL 2017

200 m Medley - Women
Preliminary

	Record		Name	YOB	NOC	Location	Date
WR	**2:22.80**	**PETRUSHENKA Aksana**		BLR		Coimbra (POR)	11 AUG 2011
DR	**2:23.86**	**PETRUSHENKA Aksana**		BLR		Taipei (TPE)	08 SEP 2009

Heat 1 of 4

RANK	LANE	SURNAME & NAME	NOC	BORN	R.T.	50m	100m	150m	TIME	GAP	
1	4	**PINEROS Daniela Juliana**	COL	13 NOV 1999	0.80	34.92(1)	1:23.65(1) *48.73*	2:14.36(1) *50.71*	**2:53.23** *38.87*		
2	5	**BIRYUKOVA Alyona**	KAZ	22 JUN 1999	0.79	37.36(2)	1:28.77(2) *51.41*	2:31.11(2) *1:02.34*	**3:15.92** *44.81*	22.69	
3	3	**GHANEKAR Vedavati**	CAN	16 MAY 2003	0.72	45.60(3)	1:36.78(3) *51.18*	2:36.42(3) *59.64*	**3:17.42** *41.00*	24.19	

Heat 2 of 4

RANK	LANE	SURNAME & NAME	NOC	BORN	R.T.	50m	100m	150m	TIME	GAP	
1	4	**BILALOVA Polina**	RUS	27 NOV 2001	0.70	31.46(1)	1:08.46(1) *37.00*	1:52.36(1) *43.90*	**2:26.61** *34.25*		**Q**
2	7	**MASSENGALE Emily**	USA	11 FEB 2001	0.69	32.21(2)	1:09.58(2) *37.37*	1:57.49(2) *47.91*	**2:30.91** *33.42*	4.30	**Q**
3	3	**ZHU Qian**	CHN	27 JUN 1993		32.44(3)	1:11.77(3) *39.33*	1:59.15(3) *47.38*	**2:35.40** *36.25*	8.79	**Q**
4	6	**AVRAMENKO Kateryna**	UKR	09 SEP 1995	0.81	33.80(5)	1:14.95(4) *41.15*	2:03.19(4) *48.24*	**2:38.91** *35.72*	12.30	
5	2	**ZGOMBA Natali**	CRO	28 JUL 1998	0.73	32.84(4)	1:15.92(5) *43.08*	2:04.83(5) *48.91*	**2:42.86** *38.03*	16.25	
6	1	**CHEN Tzu-Ying**	TPE	01 MAR 1997	0.79	35.26(6)	1:18.02(6) *42.76*	2:11.24(6) *53.22*	**2:50.64** *39.40*	24.03	
7	8	**CARRIZO Amanda**	CHI	19 FEB 2002	0.67	37.41(7)	1:23.07(7) *45.66*	2:16.08(7) *53.01*	**2:55.12** *39.04*	28.51	
NOT CLASSIFIED											
	5	**PUNET Maria Celeste**	ARG	26 JUN 1983					**DSQ**		

Heat 3 of 4

RANK	LANE	SURNAME & NAME	NOC	BORN	R.T.	50m	100m	150m	TIME	GAP	
1	4	**PETRUSHENKA Aksana**	BLR	25 SEP 1984	0.99	34.59(5)	1:16.52(5) *41.93*	1:57.70(2) *41.18*	**2:33.18** *35.48*		**Q**
2	5	**CHMIELEWSKA Julia**	POL	12 NOV 2002	0.96	32.51(2)	1:11.18(1) *38.67*	1:56.24(1) *45.06*	**2:33.25** *37.01*	0.07	**Q**
3	7	**DRAGAN Julia**	POL	16 JUL 2004		34.68(8)	1:16.08(4) *41.40*	2:00.22(3) *44.14*	**2:35.63** *35.41*	2.45	**R**
4	6	**PENG Huidi**	CHN	29 JUL 2004	0.67	33.83(3)	1:13.85(3) *40.02*	2:01.64(4) *47.79*	**2:36.00** *34.36*	2.82	
5	3	**FUJIKAWA Ayaka**	JPN	27 JUL 1995	0.89	30.83(1)	1:11.28(2) *40.45*	2:02.32(5) *51.04*	**2:41.18** *38.86*	8.00	
6	1	**TASCON Yessica Andrea**	COL	16 APR 2000	0.87	34.37(4)	1:17.85(7) *43.48*	2:06.87(6) *49.02*	**2:45.33** *38.46*	12.15	
7	8	**ZOU Selena**	CAN	26 OCT 2003	0.77	34.61(6)	1:17.81(6) *43.20*	2:07.86(8) *50.05*	**2:45.91** *38.05*	12.73	

Legend

Q = Qualified for the next phase **?** = Swim-Off **DSQ** = Disqualified **Q** = Qualified for the next phase **WR** = World Record

RANK	LANE	SURNAME & NAME	NOC	BORN	R.T.				TIME	GAP	
8	2	**MCCLAFFERTY Shiona**	GBR	04 MAY 2000	0.64	34.67(7)	1:20.72(8) *46.05*	2:07.63(7) *46.91*	**2:49.24** *41.61*	16.06	

Heat 4 of 4

RANK	LANE	SURNAME & NAME	NOC	BORN	R.T.				TIME	GAP	
1	4	**KLIUCHNIKOVA Olga**	RUS	01 SEP 1989	0.87	29.63(1)	1:05.21(1) *35.58*	1:48.45(1) *43.24*	**2:22.79** *34.34*		**Q** *WR-DR*
2	5	**TERESHCHENKO Iryna**	UKR	20 APR 1993	0.69	32.19(3)	1:13.32(3) *41.13*	1:58.00(2) *44.68*	**2:32.68** *34.68*	9.89	**Q**
3	6	**LIU Rui**	CHN	05 DEC 1998	0.75	31.89(2)	1:13.29(2) *41.40*	1:59.16(3) *45.87*	**2:33.82** *34.66*	11.03	**Q**
4	3	**SAITO Kyoka**	JPN	26 DEC 2000	0.55	32.48(4)	1:13.94(4) *41.46*	2:00.87(4) *46.93*	**2:36.60** *35.73*	13.81	**R**
5	2	**BEBEN Nina**	POL	10 JUN 2003	0.69	33.60(5)	1:14.31(5) *40.71*	2:01.63(5) *47.32*	**2:38.54** *36.91*	15.75	
6	1	**LIKINS Molly**	USA	17 OCT 2000	0.88	34.58(7)	1:17.96(7) *43.38*	2:03.22(6) *45.26*	**2:42.42** *39.20*	19.63	
7	7	**BECKWITH Monique Elizabe**	AUS	17 FEB 1998	0.55	34.41(6)	1:15.77(6) *41.36*	2:06.13(7) *50.36*	**2:43.13** *37.00*	20.34	
8	8	**TAPPENDEN Ciara**	GBR	26 JUN 2001	0.75	37.64(8)	1:23.51(8) *45.87*	2:10.25(8) *46.74*	**2:51.09** *40.84*	28.30	

Legend

Q = Qualified for the next phase **?** = Swim-Off **DSQ** = Disqualified **Q** = Qualified for the next phase **WR** = World Record

Results

Event 32
22 JUL 2017

200 m Medley - Women
Preliminary

	Record	Name	YOB	NOC	Location	Date
WR	2:22.80	PETRUSHENKA Aksana		BLR	Coimbra (POR)	11 AUG 2011
DR	2:23.86	PETRUSHENKA Aksana		BLR	Taipei (TPE)	08 SEP 2009

RANK	HEAT	LANE	SURNAME & NAME	NOC	BORN	R.T.	50m	100m	150m	TIME	GAP	
1	4	4	**KLIUCHNIKOVA Olga**	RUS	01 SEP 1989	0.87	29.63	1:05.21 *35.58*	1:48.45 *43.24*	**2:22.79** *34.34*		**Q** *WR-DR*
2	2	4	**BILALOVA Polina**	RUS	27 NOV 2001	0.70	31.46	1:08.46 *37.00*	1:52.36 *43.90*	**2:26.61** *34.25*	3.82	**Q**
3	2	7	**MASSENGALE Emily**	USA	11 FEB 2001	0.69	32.21	1:09.58 *37.37*	1:57.49 *47.91*	**2:30.91** *33.42*	8.12	**Q**
4	4	5	**TERESHCHENKO Iryna**	UKR	20 APR 1993	0.69	32.19	1:13.32 *41.13*	1:58.00 *44.68*	**2:32.68** *34.68*	9.89	**Q**
5	3	4	**PETRUSHENKA Aksana**	BLR	25 SEP 1984	0.99	34.59	1:16.52 *41.93*	1:57.70 *41.18*	**2:33.18** *35.48*	10.39	**Q**
6	3	5	**CHMIELEWSKA Julia**	POL	12 NOV 2002	0.96	32.51	1:11.18 *38.67*	1:56.24 *45.06*	**2:33.25** *37.01*	10.46	**Q**
7	4	6	**LIU Rui**	CHN	05 DEC 1998	0.75	31.89	1:13.29 *41.40*	1:59.16 *45.87*	**2:33.82** *34.66*	11.03	**Q**
8	2	3	**ZHU Qian**	CHN	27 JUN 1993		32.44	1:11.77 *39.33*	1:59.15 *47.38*	**2:35.40** *36.25*	12.61	**Q**
9	3	7	**DRAGAN Julia**	POL	16 JUL 2004		34.68	1:16.08 *41.40*	2:00.22 *44.14*	**2:35.63** *35.41*	12.84	**R**
10	3	6	**PENG Huidi**	CHN	29 JUL 2004	0.67	33.83	1:13.85 *40.02*	2:01.64 *47.79*	**2:36.00** *34.36*	13.21	
11	4	3	**SAITO Kyoka**	JPN	26 DEC 2000	0.55	32.48	1:13.94 *41.46*	2:00.87 *46.93*	**2:36.60** *35.73*	13.81	**R**
12	4	2	**BEBEN Nina**	POL	10 JUN 2003	0.69	33.60	1:14.31 *40.71*	2:01.63 *47.32*	**2:38.54** *36.91*	15.75	
13	2	6	**AVRAMENKO Kateryna**	UKR	09 SEP 1995	0.81	33.80	1:14.95 *41.15*	2:03.19 *48.24*	**2:38.91** *35.72*	16.12	
14	3	3	**FUJIKAWA Ayaka**	JPN	27 JUL 1995	0.89	30.83	1:11.28 *40.45*	2:02.32 *51.04*	**2:41.18** *38.86*	18.39	
15	4	1	**LIKINS Molly**	USA	17 OCT 2000	0.88	34.58	1:17.96 *43.38*	2:03.22 *45.26*	**2:42.42** *39.20*	19.63	
16	2	2	**ZGOMBA Natali**	CRO	28 JUL 1998	0.73	32.84	1:15.92 *43.08*	2:04.83 *48.91*	**2:42.86** *38.03*	20.07	
17	4	7	**BECKWITH Monique Elizabe**	AUS	17 FEB 1998	0.55	34.41	1:15.77 *41.36*	2:06.13 *50.36*	**2:43.13** *37.00*	20.34	
18	3	1	**TASCON Yessica Andrea**	COL	16 APR 2000	0.87	34.37	1:17.85 *43.48*	2:06.87 *49.02*	**2:45.33** *38.46*	22.54	
19	3	8	**ZOU Selena**	CAN	26 OCT 2003	0.77	34.61	1:17.81 *43.20*	2:07.86 *50.05*	**2:45.91** *38.05*	23.12	
20	3	2	**MCCLAFFERTY Shiona**	GBR	04 MAY 2000	0.64	34.67	1:20.72 *46.05*	2:07.63 *46.91*	**2:49.24** *41.61*	26.45	
21	2	1	**CHEN Tzu-Ying**	TPE	01 MAR 1997	0.79	35.26	1:18.02 *42.76*	2:11.24 *53.22*	**2:50.64** *39.40*	27.85	

Legend

Q = Qualified for the next phase **?** = Swim-Off **DSQ** = Disqualified **Q** = Qualified for the next phase
WR = World Record

RANK	HEAT	LANE	SURNAME & NAME	NOC	BORN	R.T.				TIME	GAP
22	4	8	**TAPPENDEN Ciara**	GBR	26 JUN 2001	0.75	37.64	1:23.51 *45.87*	2:10.25 *46.74*	**2:51.09** *40.84*	28.30
23	1	4	**PINEROS Daniela Juliana**	COL	13 NOV 1999	0.80	34.92	1:23.65 *48.73*	2:14.36 *50.71*	**2:53.23** *38.87*	30.44
24	2	8	**CARRIZO Amanda**	CHI	19 FEB 2002	0.67	37.41	1:23.07 *45.66*	2:16.08 *53.01*	**2:55.12** *39.04*	32.33
25	1	5	**BIRYUKOVA Alyona**	KAZ	22 JUN 1999	0.79	37.36	1:28.77 *51.41*	2:31.11 *1:02.34*	**3:15.92** *44.81*	53.13
26	1	3	**GHANEKAR Vedavati**	CAN	16 MAY 2003	0.72	45.60	1:36.78 *51.18*	2:36.42 *59.64*	**3:17.42** *41.00*	54.63

NOT CLASSIFIED

	2	5	**PUNET Maria Celeste**	ARG	26 JUN 1983					**DSQ**	

Legend

Q = Qualified for the next phase **?** = Swim-Off **DSQ** = Disqualified **Q** = Qualified for the next phase **WR** = World Record

Medallists

MEDAL	SURNAME & NAME	NOC

400 m Medley - Women

GOLD	**BILALOVA Polina**	**RUS**
SILVER	**TERESHCHENKO Iryna**	**UKR**
BRONZE	**MASSENGALE Emily**	**USA**

Results

RANK	LANE	SURNAME & NAME	NOC	BORN	R.T.	TIME	GAP
	50m	100m	150m	200m	250m	300m	350m

Event 66

25 JUL 2017

400 m Medley - Women

	Record	Name	YOB	NOC	Location	Date
WR	**5:04.10**	**HE Yue Yue**	CHN		Sofia (BUL)	02 AUG 2013
DR	**5:04.07**	**HE Yue Yue**	CHN		Sofia (BUL)	28 JUL 2013

Final

1	4	**BILALOVA Polina**	RUS	27 NOV 2001			0.55	**5:06.54**	
	31.34(1)	1:07.48(1)	1:47.05(1)	2:26.23(1)	3:11.28(1)	3:56.76(1)	4:32.28(1)		
		36.14	*39.57*	*39.18*	*45.05*	*45.48*	*35.52*	*34.26*	
2	3	**TERESHCHENKO Iryna**	UKR	20 APR 1993			0.58	**5:12.60**	6.06
	31.64(2)	1:09.05(2)	1:51.56(3)	2:33.32(4)	3:17.60(3)	4:02.39(2)	4:37.93(2)		
		37.41	*42.51*	*41.76*	*44.28*	*44.79*	*35.54*	*34.67*	
3	5	**MASSENGALE Emily**	USA	11 FEB 2001			0.82	**5:13.66**	7.12
	32.21(3)	1:09.14(3)	1:50.22(2)	2:29.95(2)	3:17.36(2)	4:04.76(4)	4:39.94(3)		
		36.93	*41.08*	*39.73*	*47.41*	*47.40*	*35.18*	*33.72*	
4	1	**CHMIELEWSKA Julia**	POL	12 NOV 2002			0.79	**5:18.29**	11.75
	32.93(5)	1:12.56(6)	1:55.50(7)	2:36.93(6)	3:20.06(4)	4:03.93(3)	4:41.14(4)		
		39.63	*42.94*	*41.43*	*43.13*	*43.87*	*37.21*	*37.15*	
5	7	**SAITO Kyoka**	JPN	26 DEC 2000			0.56	**5:19.58**	13.04
	32.64(4)	1:10.62(4)	1:52.35(4)	2:33.17(3)	3:20.63(5)	4:09.09(5)	4:45.46(5)		
		37.98	*41.73*	*40.82*	*47.46*	*48.46*	*36.37*	*34.12*	
6	8	**DRAGAN Julia**	POL	16 JUL 2004				**5:23.67**	17.13
	34.38(8)	1:15.63(8)	1:58.84(8)	2:41.05(8)	3:26.19(8)	4:11.56(6)	4:48.67(6)		
		41.25	*43.21*	*42.21*	*45.14*	*45.37*	*37.11*	*35.00*	
7	2	**PENG Huidi**	CHN	29 JUL 2004			0.62	**5:27.15**	20.61
	33.77(7)	1:13.22(7)	1:55.19(6)	2:35.69(5)	3:23.88(6)	4:12.86(7)	4:50.98(7)		
		39.45	*41.97*	*40.50*	*48.19*	*48.98*	*38.12*	*36.17*	
8	6	**PUNET Maria Celeste**	ARG	26 JUN 1983			0.80	**5:27.54**	21.00
	33.35(6)	1:11.67(5)	1:54.94(5)	2:37.47(7)	3:24.78(7)	4:13.05(8)	4:51.20(8)		
		38.32	*43.27*	*42.53*	*47.31*	*48.27*	*38.15*	*36.34*	

Legend

Q = Qualified for the next phase **?** = Swim-Off **DSQ** = Disqualified **Q** = Qualified for the next phase **WR** = World Record

Results

Event 60
25 JUL 2017

400 m Medley - Women
Preliminary

Record		Name	YOB	NOC	Location	Date
WR	**5:04.10**	**HE Yue Yue**		CHN	Sofia (BUL)	02 AUG 2013
DR	**5:04.07**	**HE Yue Yue**		CHN	Sofia (BUL)	28 JUL 2013

Heat 1 of 3

1	2	**GREYMONT Alyssa**		USA	26 JUN 1997		0.76	**5:29.38**		
	34.75(1)	1:16.41(1)	1:58.51(1)	2:39.88(1)	3:26.83(1)	4:15.72(1)	4:53.04(1)			
		41.66	*42.10*	*41.37*	*46.95*	*48.89*	*37.32*	*36.34*		
2	4	**ZOU Selena**		CAN	26 OCT 2003		0.74	**5:55.17**	25.79	
	35.15(2)	1:16.95(2)	2:04.12(2)	2:48.95(2)	3:40.83(2)	4:33.68(2)	5:15.33(2)			
		41.80	*47.17*	*44.83*	*51.88*	*52.85*	*41.65*	*39.84*		
3	5	**CHEN Tzu-Ying**		TPE	01 MAR 1997		0.77	**6:03.16**	33.78	
	37.16(3)	1:23.11(3)	2:10.40(3)	2:55.96(3)	3:50.30(3)	4:44.21(3)	5:24.88(3)			
		45.95	*47.29*	*45.56*	*54.34*	*53.91*	*40.67*	*38.28*		
4	3	**MULLANI RAHIMKHAN Subiya**		IND	15 OCT 1999		0.76	**6:18.67**	49.29	
	37.80(4)	1:27.79(4)	2:17.63(4)	3:04.55(4)	3:59.81(4)	4:55.69(4)	5:38.92(4)			
		49.99	*49.84*	*46.92*	*55.26*	*55.88*	*43.23*	*39.75*		

NOT CLASSIFIED

	6	**LIKINS Molly**		USA	17 OCT 2000			**DNS**		

Heat 2 of 3

1	5	**TERESHCHENKO Iryna**		UKR	20 APR 1993		0.74	**5:23.33**		**Q**
	32.81(1)	1:11.98(2)	1:55.87(3)	2:39.18(4)	3:25.41(4)	4:10.86(1)	4:48.19(1)			
		39.17	*43.89*	*43.31*	*46.23*	*45.45*	*37.33*	*35.14*		
2	4	**PUNET Maria Celeste**		ARG	26 JUN 1983			**5:23.92**	0.59	**Q**
	33.99(4)	1:12.91(4)	1:55.89(4)	2:38.40(3)	3:24.15(2)	4:11.21(3)	4:48.64(2)			
		38.92	*42.98*	*42.51*	*45.75*	*47.06*	*37.43*	*35.28*		
3	3	**CHMIELEWSKA Julia**		POL	12 NOV 2002		0.80	**5:24.93**	1.60	**Q**
	34.17(5)	1:14.61(5)	1:58.83(5)	2:41.59(5)	3:26.04(5)	4:11.16(2)	4:48.76(3)			
		40.44	*44.22*	*42.76*	*44.45*	*45.12*	*37.60*	*36.17*		
4	6	**NAKAHIGASHI Ikuha**		JPN	03 MAR 2002		0.71	**5:28.70**	5.37	**R**
	33.17(3)	1:12.77(3)	1:54.19(1)	2:34.28(1)	3:22.67(1)	4:11.45(4)	4:50.47(4)			
		39.60	*41.42*	*40.09*	*48.39*	*48.78*	*39.02*	*38.23*		
5	2	**LIU Rui**		CHN	05 DEC 1998		0.71	**5:28.81**	5.48	
	32.87(2)	1:11.67(1)	1:55.59(2)	2:38.10(2)	3:24.76(3)	4:12.97(5)	4:51.54(5)			
		38.80	*43.92*	*42.51*	*46.66*	*48.21*	*38.57*	*37.27*		
6	7	**BEBEN Nina**		POL	10 JUN 2003			**5:39.11**	15.78	
	35.78(7)	1:17.00(6)	2:01.87(6)	2:44.95(6)	3:33.52(6)	4:22.23(6)	5:01.53(6)			
		41.22	*44.87*	*43.08*	*48.57*	*48.71*	*39.30*	*37.58*		
7	8	**ZSILINSZKI Orsolya**		HUN	16 APR 1998		0.83	**5:52.19**	28.86	
	36.63(8)	1:18.94(7)	2:06.63(8)	2:52.73(8)	3:40.86(7)	4:30.59(7)	5:12.32(7)			
		42.31	*47.69*	*46.10*	*48.13*	*49.73*	*41.73*	*39.87*		
8	1	**TASCON Yessica Andrea**		COL	16 APR 2000		0.78	**5:54.72**	31.39	
	35.59(6)	1:19.47(8)	2:05.23(7)	2:50.26(7)	3:42.90(8)	4:33.83(8)	5:15.70(8)			
		43.88	*45.76*	*45.03*	*52.64*	*50.93*	*41.87*	*39.02*		

Heat 3 of 3

1	4	**BILALOVA Polina**		RUS	27 NOV 2001		0.54	**5:19.52**		**Q**
	32.17(1)	1:10.00(1)	1:51.10(1)	2:31.76(2)	3:15.86(1)	4:01.02(1)	4:40.94(1)			
		37.83	*41.10*	*40.66*	*44.10*	*45.16*	*39.92*	*38.58*		
2	1	**MASSENGALE Emily**		USA	11 FEB 2001			**5:21.85**	2.33	**Q**
	32.96(3)	1:10.81(2)	1:51.46(2)	2:31.10(1)	3:19.14(2)	4:07.84(2)	4:45.11(2)			
		37.85	*40.65*	*39.64*	*48.04*	*48.70*	*37.27*	*36.74*		
3	2	**PENG Huidi**		CHN	29 JUL 2004		0.64	**5:24.37**	4.85	**Q**
	33.58(5)	1:12.12(4)	1:54.39(5)	2:34.92(5)	3:23.08(4)	4:12.56(4)	4:49.44(4)			
		38.54	*42.27*	*40.53*	*48.16*	*49.48*	*36.88*	*34.93*		
4	3	**SAITO Kyoka**		JPN	26 DEC 2000		0.56	**5:24.63**	5.11	**Q**
	32.67(2)	1:11.00(3)	1:53.27(3)	2:34.87(4)	3:22.94(3)	4:12.50(3)	4:49.37(3)			
		38.33	*42.27*	*41.60*	*48.07*	*49.56*	*36.87*	*35.26*		
5	7	**DRAGAN Julia**		POL	16 JUL 2004			**5:26.01**	6.49	**Q**
	35.15(6)	1:17.91(6)	2:01.64(6)	2:44.20(6)	3:28.29(6)	4:13.01(5)	4:50.85(5)			
		42.76	*43.73*	*42.56*	*44.09*	*44.72*	*37.84*	*35.16*		

Legend

Q = Qualified for the next phase **?** = Swim-Off **DSQ** = Disqualified **Q** = Qualified for the next phase
WR = World Record

RANK	LANE	SURNAME & NAME	NOC	BORN	R.T.	TIME	GAP	
6	5	**NEUMANN Linda Elisa**	GER	17 MAR 1993	0.79	**5:27.38**	7.86	**R**
	33.44(4)	1:12.88(5) 1:53.76(4)	2:34.42(3)	3:23.77(5) 4:13.87(6)	4:50.94(6)			
		39.44 *40.88*	*40.66*	*49.35* *50.10*	*37.07*	*36.44*		
7	6	**KALININA Maria Eduardovn**	RUS	02 SEP 1990	0.86	**5:42.27**	22.75	
	37.10(7)	1:20.89(7) 2:07.36(7)	2:53.07(7)	3:39.86(7) 4:26.27(7)	5:04.90(7)			
		43.79 *46.47*	*45.71*	*46.79* *46.41*	*38.63*	*37.37*		
8	8	**TAPPENDEN Ciara**	GBR	26 JUN 2001	0.77	**5:59.89**	40.37	
	38.22(8)	1:24.23(8) 2:14.44(8)	3:01.36(8)	3:48.77(8) 4:38.15(8)	5:20.48(8)			
		46.01 *50.21*	*46.92*	*47.41* *49.38*	*42.33*	*39.41*		

Legend

Q = Qualified for the next phase **?** = Swim-Off **DSQ** = Disqualified **Q** = Qualified for the next phase

WR = World Record

Results

Event 60
25 JUL 2017

400 m Medley - Women
Preliminary

	Record		Name	YOB	NOC	Location	Date
WR	5:04.10	HE Yue Yue		CHN		Sofia (BUL)	02 AUG 2013
DR	5:04.07	HE Yue Yue		CHN		Sofia (BUL)	28 JUL 2013

RANK	HEAT	LANE	SURNAME & NAME	NOC	BORN	R.T.	TIME	GAP	
	50m		100m	150m	200m	250m	300m	350m	
1	3	4	**BILALOVA Polina**	RUS	27 NOV 2001	0.54	**5:19.52**		**Q**
	32.17		1:10.00	1:51.10	2:31.76	3:15.86	4:01.02	4:40.94	
			37.83	*41.10*	*40.66*	*44.10*	*45.16*	*39.92*	*38.58*
2	3	1	**MASSENGALE Emily**	USA	11 FEB 2001		**5:21.85**	2.33	**Q**
	32.96		1:10.81	1:51.46	2:31.10	3:19.14	4:07.84	4:45.11	
			37.85	*40.65*	*39.64*	*48.04*	*48.70*	*37.27*	*36.74*
3	2	5	**TERESHCHENKO Iryna**	UKR	20 APR 1993	0.74	**5:23.33**	3.81	**Q**
	32.81		1:11.98	1:55.87	2:39.18	3:25.41	4:10.86	4:48.19	
			39.17	*43.89*	*43.31*	*46.23*	*45.45*	*37.33*	*35.14*
4	2	4	**PUNET Maria Celeste**	ARG	26 JUN 1983		**5:23.92**	4.40	**Q**
	33.99		1:12.91	1:55.89	2:38.40	3:24.15	4:11.21	4:48.64	
			38.92	*42.98*	*42.51*	*45.75*	*47.06*	*37.43*	*35.28*
5	3	2	**PENG Huidi**	CHN	29 JUL 2004	0.64	**5:24.37**	4.85	**Q**
	33.58		1:12.12	1:54.39	2:34.92	3:23.08	4:12.56	4:49.44	
			38.54	*42.27*	*40.53*	*48.16*	*49.48*	*36.88*	*34.93*
6	3	3	**SAITO Kyoka**	JPN	26 DEC 2000	0.56	**5:24.63**	5.11	**Q**
	32.67		1:11.00	1:53.27	2:34.87	3:22.94	4:12.50	4:49.37	
			38.33	*42.27*	*41.60*	*48.07*	*49.56*	*36.87*	*35.26*
7	2	3	**CHMIELEWSKA Julia**	POL	12 NOV 2002	0.80	**5:24.93**	5.41	**Q**
	34.17		1:14.61	1:58.83	2:41.59	3:26.04	4:11.16	4:48.76	
			40.44	*44.22*	*42.76*	*44.45*	*45.12*	*37.60*	*36.17*
8	3	7	**DRAGAN Julia**	POL	16 JUL 2004		**5:26.01**	6.49	**Q**
	35.15		1:17.91	2:01.64	2:44.20	3:28.29	4:13.01	4:50.85	
			42.76	*43.73*	*42.56*	*44.09*	*44.72*	*37.84*	*35.16*
9	3	5	**NEUMANN Linda Elisa**	GER	17 MAR 1993	0.79	**5:27.38**	7.86	**R**
	33.44		1:12.88	1:53.76	2:34.42	3:23.77	4:13.87	4:50.94	
			39.44	*40.88*	*40.66*	*49.35*	*50.10*	*37.07*	*36.44*
10	2	6	**NAKAHIGASHI Ikuha**	JPN	03 MAR 2002	0.71	**5:28.70**	9.18	**R**
	33.17		1:12.77	1:54.19	2:34.28	3:22.67	4:11.45	4:50.47	
			39.60	*41.42*	*40.09*	*48.39*	*48.78*	*39.02*	*38.23*
11	2	2	**LIU Rui**	CHN	05 DEC 1998	0.71	**5:28.81**	9.29	
	32.87		1:11.67	1:55.59	2:38.10	3:24.76	4:12.97	4:51.54	
			38.80	*43.92*	*42.51*	*46.66*	*48.21*	*38.57*	*37.27*
12	1	2	**GREYMONT Alyssa**	USA	26 JUN 1997	0.76	**5:29.38**	9.86	
	34.75		1:16.41	1:58.51	2:39.88	3:26.83	4:15.72	4:53.04	
			41.66	*42.10*	*41.37*	*46.95*	*48.89*	*37.32*	*36.34*
13	2	7	**BEBEN Nina**	POL	10 JUN 2003		**5:39.11**	19.59	
	35.78		1:17.00	2:01.87	2:44.95	3:33.52	4:22.23	5:01.53	
			41.22	*44.87*	*43.08*	*48.57*	*48.71*	*39.30*	*37.58*
14	3	6	**KALININA Maria Eduardovn**	RUS	02 SEP 1990	0.86	**5:42.27**	22.75	
	37.10		1:20.89	2:07.36	2:53.07	3:39.86	4:26.27	5:04.90	
			43.79	*46.47*	*45.71*	*46.79*	*46.41*	*38.63*	*37.37*
15	2	8	**ZSILINSZKI Orsolya**	HUN	16 APR 1998	0.83	**5:52.19**	32.67	
	36.63		1:18.94	2:06.63	2:52.73	3:40.86	4:30.59	5:12.32	
			42.31	*47.69*	*46.10*	*48.13*	*49.73*	*41.73*	*39.87*
16	2	1	**TASCON Yessica Andrea**	COL	16 APR 2000	0.78	**5:54.72**	35.20	
	35.59		1:19.47	2:05.23	2:50.26	3:42.90	4:33.83	5:15.70	
			43.88	*45.76*	*45.03*	*52.64*	*50.93*	*41.87*	*39.02*
17	1	4	**ZOU Selena**	CAN	26 OCT 2003	0.74	**5:55.17**	35.65	
	35.15		1:16.95	2:04.12	2:48.95	3:40.83	4:33.68	5:15.33	
			41.80	*47.17*	*44.83*	*51.88*	*52.85*	*41.65*	*39.84*
18	3	8	**TAPPENDEN Ciara**	GBR	26 JUN 2001	0.77	**5:59.89**	40.37	
	38.22		1:24.23	2:14.44	3:01.36	3:48.77	4:38.15	5:20.48	
			46.01	*50.21*	*46.92*	*47.41*	*49.38*	*42.33*	*39.41*
19	1	5	**CHEN Tzu-Ying**	TPE	01 MAR 1997	0.77	**6:03.16**	43.64	
	37.16		1:23.11	2:10.40	2:55.96	3:50.30	4:44.21	5:24.88	
			45.95	*47.29*	*45.56*	*54.34*	*53.91*	*40.67*	*38.28*
20	1	3	**MULLANI RAHIMKHAN Subiya**	IND	15 OCT 1999	0.76	**6:18.67**	59.15	
	37.80		1:27.79	2:17.63	3:04.55	3:59.81	4:55.69	5:38.92	
			49.99	*49.84*	*46.92*	*55.26*	*55.88*	*43.23*	*39.75*

NOT CLASSIFIED

1	6	**LIKINS Molly**	USA	17 OCT 2000		**DNS**		

Legend

Q = Qualified for the next phase **?** = Swim-Off **DSQ** = Disqualified **Q** = Qualified for the next phase
WR = World Record

Medallists

MEDAL	*NOC*	*SURNAME & NAME*

4x100 m Freestyle - Women

GOLD	**RUS** - **RUSSIA**	
		KARPOVA Maria ALEXEEVA Alena Sergeevna TERENTEVA Viktoriia BRYKANOVA Eleonora Vyach
SILVER	**BLR** - **BELARUS**	
		ERAMTSOVA Katsiaryna KUZMICH Hanna PETRUSHENKA Aksana FILIPCHYK Anastasiya
BRONZE	**UKR** - **UKRAINE**	
		DENYSOVA Kateryna TARASENKO Daria TERESHCHENKO Iryna REZHYLO Mariya

Results

RANK LANE NOC RELAY *R.T.* *50m* *100m* *TIME* *GAP*
SURNAME & NAME *BORN*

Event 41
22 JUL 2017

4x100 m Freestyle - Women

	Record	Name	YOB	NOC	Location	Date
WR	**3:58.70**	**BELARUS**	BLR		Sofia (BUL)	02 AUG 2013
DR	**3:58.66**	**BELARUS**	BLR		Sofia (BUL)	02 AUG 2013

Direct Final

1	5	**RUS**	**RUSSIA**					**3:54.73**	*WR-DR*
			KARPOVA Maria	22 OCT 1996	0.83	*28.03*	*58.68*		
			ALEXEEVA Alena Sergeevna	19 NOV 1993	0.43	*1:26.64*	*59.27*		
			TERENTEVA Viktoriia	22 MAR 1999	0.72	*2:25.70*	*57.75*		
			BRYKANOVA Eleonora Vyach	28 DEC 1997	0.65	*3:23.76*	*59.03*		
2	4	**BLR**	**BELARUS**					**4:01.58**	6.85
			ERAMTSOVA Katsiaryna	29 JUL 1983	0.75	*28.84*	*59.96*		
			KUZMICH Hanna	21 FEB 1992	0.45	*1:28.92*	*1:00.50*		
			PETRUSHENKA Aksana	25 SEP 1984	0.69	*2:29.65*	*1:00.48*		
			FILIPCHYK Anastasiya	12 OCT 1989	0.53	*3:29.58*	*1:00.64*		
3	6	**UKR**	**UKRAINE**					**4:03.94**	9.21
			DENYSOVA Kateryna	08 DEC 1996	0.81	*29.57*	*1:01.48*		
			TARASENKO Daria	06 AUG 1999	0.38	*1:31.10*	*1:03.57*		
			TERESHCHENKO Iryna	20 APR 1993	0.44	*2:34.41*	*1:01.26*		
			REZHYLO Mariya	03 OCT 1998	0.45	*3:33.58*	*57.63*		
4	3	**CHN**	**CHINA**					**4:04.49**	9.76
			HU Yuchen	10 JUL 1994	0.65	*29.21*	*1:02.01*		
			ZHU Qian	27 JUN 1993		*1:31.96*	*1:00.90*		
			LIU Rui	05 DEC 1998	0.40	*2:32.72*	*1:02.07*		
			SHEN Ying	06 JAN 2001	0.44	*3:33.00*	*59.51*		
5	2	**JPN**	**JAPAN**					**4:18.18**	23.45
			SAITO Kyoka	26 DEC 2000	0.58	*30.75*	*1:04.18*		
			KUBO Minami	30 SEP 1996	0.34	*1:34.68*	*1:05.13*		
			FUJIKAWA Ayaka	27 JUL 1995	0.15	*2:38.86*	*1:04.81*		
			NAKAHIGASHI Ikuha	03 MAR 2002	0.18	*3:44.53*	*1:04.06*		
6	1	**POL**	**POLAND**					**4:22.51**	27.78
			ZADWORNA Anna	29 JUN 2002	0.79	*30.34*	*1:03.57*		
			DRAGAN Julia	16 JUL 2004	0.53	*1:35.15*	*1:05.93*		
			BEBEN Nina	10 JUN 2003	0.37	*2:41.35*	*1:06.18*		
			MICHALOWSKA Sandra	20 AUG 1993	0.46	*3:45.99*	*1:06.83*		
7	7	**GBR**	**GREAT BRITAIN**					**4:25.21**	30.48
			SEAMARKS Jasmine	23 FEB 2000	0.69	*31.71*	*1:06.48*		
			TAPPENDEN Ciara	26 JUN 2001	0.54	*1:38.86*	*1:10.06*		
			SHARP Lucy	06 MAY 2001	0.39	*2:46.47*	*1:04.07*		
			MCCLAFFERTY Shiona	04 MAY 2000	0.49	*3:50.98*	*1:04.60*		
8	8	**TUR**	**TURKEY**					**5:06.77**	72.04
			KUCUK Reyhan	30 APR 2001	0.78	*31.81*	*1:04.46*		
			YORUKOGLU Buse	15 NOV 1993	0.63	*1:40.52*	*1:19.72*		
			DIKYUVA Berna	09 JUN 1991		*3:03.61*	*1:26.03*		
			TOSUN Meliha Uncu	04 JAN 1990	0.19	*4:25.24*	*1:16.56*		

Legend
Q = Qualified for the next phase **?** = Swim-Off **DSQ** = Disqualified **Q** = Qualified for the next phase
WR = World Record

Medallists

MEDAL	*NOC*	*SURNAME & NAME*

4x200 m Freestyle - Women

GOLD	**RUS** - **RUSSIA**	
		KARPOVA Maria SAVCHENKO Ekaterina Alex BRYKANOVA Eleonora Vyach TERENTEVA Viktoriia
SILVER	**CHN** - **CHINA**	
		SHEN Ying ZHU Qian HU Yuchen PENG Huidi
BRONZE	**UKR** - **UKRAINE**	
		DAVYDOVA Krystyna TARASENKO Daria TERESHCHENKO Iryna REZHYLO Mariya

Results

Event 69
25 JUL 2017

4x200 m Freestyle - Women

	Record	Name	YOB	NOC	Location	Date
WR	**8:49.60**	**UNITED STATES**	USA		Coimbra (POR)	12 AUG 2011
DR	**8:50.09**	**RUSSIA**	RUS		Taipei (TPE)	08 SEP 2009

Direct Final

RANK	LANE	NOC	RELAY / SURNAME & NAME	BORN	R.T.	50m	100m	150m	200m	TIME	GAP	
1	4	**RUS**	**RUSSIA**							**8:45.71**		*WR-DR*
			KARPOVA Maria	22 OCT 1996	0.84	*29.95*	*1:03.35*	*1:38.40*	2:12.30			
			SAVCHENKO Ekaterina Alex	05 MAR 1985	0.53	*29.85*	*1:03.49*	*1:38.77*	4:25.72			
			BRYKANOVA Eleonora Vyach	28 DEC 1997	0.60	*29.35*	*1:02.83*	*1:38.31*	6:39.90			
			TERENTEVA Viktoriia	22 MAR 1999	0.56	*28.18*	*59.54*	*1:32.54*	8:45.71			
2	3	**CHN**	**CHINA**							**8:48.07**	2.36	
			SHEN Ying	06 JAN 2001	0.83	*30.43*	*1:03.73*	*1:37.60*	2:10.27			
			ZHU Qian	27 JUN 1993		*30.94*	*1:04.97*	*1:40.31*	4:25.20			
			HU Yuchen	10 JUL 1994	0.27	*28.45*	*1:00.85*	*1:34.98*	6:34.70			
			PENG Huidi	29 JUL 2004	0.40	*30.28*	*1:03.80*	*1:38.90*	8:48.07			
3	6	**UKR**	**UKRAINE**							**8:57.33**	11.62	
			DAVYDOVA Krystyna	30 APR 1997	0.77	*31.57*	*1:05.77*	*1:41.00*	2:17.31			
			TARASENKO Daria	06 AUG 1999	0.41	*31.71*	*1:07.69*	*1:44.43*	4:36.15			
			TERESHCHENKO Iryna	20 APR 1993	0.54	*30.20*	*1:03.97*	*1:39.21*	6:49.03			
			REZHYLO Mariya	03 OCT 1998	0.39	*29.11*	*1:01.31*	*1:33.70*	8:57.33			
4	5	**BLR**	**BELARUS**							**9:01.90**	16.19	
			ERAMTSOVA Katsiaryna	29 JUL 1983	0.76	*30.87*	*1:04.70*	*1:39.27*	2:12.66			
			KUZMICH Hanna	21 FEB 1992	0.64	*30.99*	*1:04.95*	*1:39.73*	4:27.33			
			RUDZKO Maryia	10 SEP 1989	0.53	*30.49*	*1:05.20*	*1:41.02*	6:43.39			
			FILIPCHYK Anastasiya	12 OCT 1989	0.52	*30.23*	*1:05.51*	*1:42.04*	9:01.90			
5	7	**USA**	**UNITED STATES**							**9:19.66**	33.95	
			GREYMONT Alyssa	26 JUN 1997	0.63	*30.45*	*1:03.61*	*1:38.66*	2:13.65			
			LIKINS Molly	17 OCT 2000	0.44	*32.47*	*1:09.93*	*1:49.17*	4:43.15			
			MASSENGALE Emily	11 FEB 2001	0.63	*31.84*	*1:06.53*	*1:42.21*	7:00.99			
			COCKER Elizabeth	05 OCT 1995	0.42	*18.68*	*1:04.96*	*1:41.85*	9:19.66			
6	2	**POL**	**POLAND**							**9:48.05**	62.34	
			MICHALOWSKA Sandra	20 AUG 1993	0.78	*32.68*	*1:10.18*	*1:49.70*	2:28.96			
			BEBEN Nina	10 JUN 2003	0.37	*33.88*	*1:11.17*	*1:49.01*	4:54.45			
			DRAGAN Julia	16 JUL 2004	0.41	*33.49*	*1:10.96*	*1:48.78*	7:19.38			
			ZADWORNA Anna	29 JUN 2002	0.33	*32.58*	*1:11.23*	*1:51.99*	9:48.05			

Legend

Q = Qualified for the next phase **?** = Swim-Off **DSQ** = Disqualified **Q** = Qualified for the next phase
WR = World Record

Medallists

MEDAL	*NOC*	*SURNAME & NAME*

4x100 m Medley - Women

GOLD	**RUS** - **RUSSIA**	
		KLIUCHNIKOVA Olga KULIKOVA Ekaterina SAVCHENKO Ekaterina Alex TERENTEVA Viktoriia
SILVER	**BLR** - **BELARUS**	
		RUDZKO Maryia PETRUSHENKA Aksana ERAMTSOVA Katsiaryna FILIPCHYK Anastasiya
BRONZE	**UKR** - **UKRAINE**	
		DENYSOVA Kateryna TERESHCHENKO Iryna IVANENKO Kateryna REZHYLO Mariya

Results

Event 15
20 JUL 2017

4x100 m Medley - Women

	Record		Name	YOB	NOC	Location	Date
WR	**4:26.40**	**BELARUS**		BLR		Saransk (RUS)	24 JUN 2014
DR	**4:26.89**	**BELARUS**		BLR		Taipei (TPE)	11 SEP 2009

Direct Final

RANK	LANE	NOC	RELAY / SURNAME & NAME	BORN	R.T.	50m	100m	TIME	GAP	
1	4	**RUS**	**RUSSIA**					**4:20.88**		*WR-DR*
			KLIUCHNIKOVA Olga	01 SEP 1989	0.75	*30.25*	*1:03.28*			
			KULIKOVA Ekaterina	24 JUN 1998	0.26	*1:37.86*	*1:14.75*			
			SAVCHENKO Ekaterina Alex	05 MAR 1985	0.53	*2:47.68*	*1:04.98*			
			TERENTEVA Viktoriia	22 MAR 1999	0.69	*3:50.81*	*57.87*			
2	5	**BLR**	**BELARUS**					**4:26.67**	5.79	
			RUDZKO Maryia	10 SEP 1989	0.81	*33.22*	*1:08.95*			
			PETRUSHENKA Aksana	25 SEP 1984	0.68	*1:42.64*	*1:10.92*			
			ERAMTSOVA Katsiaryna	29 JUL 1983	0.53	*2:50.45*	*1:07.23*			
			FILIPCHYK Anastasiya	12 OCT 1989	0.52	*3:55.20*	*59.57*			
3	6	**UKR**	**UKRAINE**					**4:29.19**	8.31	
			DENYSOVA Kateryna	08 DEC 1996	0.80	*32.76*	*1:07.05*			
			TERESHCHENKO Iryna	20 APR 1993	0.43	*1:42.44*	*1:15.49*			
			IVANENKO Kateryna	06 AUG 1992	0.57	*2:53.14*	*1:08.21*			
			REZHYLO Mariya	03 OCT 1998	0.32	*3:58.90*	*58.44*			
4	3	**USA**	**UNITED STATES**					**4:35.37**	14.49	
			MASSENGALE Emily	11 FEB 2001	0.83	*33.38*	*1:08.54*			
			LIKINS Molly	17 OCT 2000	0.57	*1:43.84*	*1:15.71*			
			COCKER Elizabeth	05 OCT 1995	0.49	*2:55.57*	*1:08.59*			
			GREYMONT Alyssa	26 JUN 1997	0.06	*4:02.33*	*1:02.53*			
5	7	**JPN**	**JAPAN**					**4:38.32**	17.44	
			NAKAHIGASHI Ikuha	03 MAR 2002	0.80	*34.01*	*1:11.25*			
			KUBO Minami	30 SEP 1996	0.17	*1:45.94*	*1:16.31*			
			FUJIKAWA Ayaka	27 JUL 1995	0.10	*2:57.58*	*1:07.50*			
			SAITO Kyoka	26 DEC 2000	0.05	*4:05.68*	*1:03.26*			
6	2	**CHN**	**CHINA**					**4:47.41**	26.53	
			HUANG Xiaofan	07 MAR 1997	0.79	*35.15*	*1:12.43*			
			ZHU Qian	27 JUN 1993		*1:51.48*	*1:24.52*			
			SHEN Ying	06 JAN 2001	0.56	*3:07.95*	*1:07.46*			
			HU Yuchen	10 JUL 1994	0.38	*4:13.81*	*1:03.00*			
7	8	**POL**	**POLAND**					**4:57.16**	36.28	
			BEBEN Nina	10 JUN 2003	0.77	*37.00*	*1:15.71*			
			DRAGAN Julia	16 JUL 2004	0.83	*1:52.90*	*1:21.71*			
			MICHALOWSKA Sandra	20 AUG 1993	0.56	*3:13.31*	*1:16.42*			
			ZADWORNA Anna	29 JUN 2002	0.17	*4:23.95*	*1:03.32*			
8	1	**GBR**	**GREAT BRITAIN**					**4:59.50**	38.62	
			SEAMARKS Jasmine	23 FEB 2000	0.79	*35.33*	*1:14.59*			
			MCCLAFFERTY Shiona	04 MAY 2000	0.57	*1:52.52*	*1:22.17*			
			SHARP Lucy	06 MAY 2001	0.22	*3:08.25*	*1:14.01*			
			TAPPENDEN Ciara	26 JUN 2001	0.41	*4:22.77*	*1:08.73*			

Legend
Q = Qualified for the next phase **?** = Swim-Off **DSQ** = Disqualified **Q** = Qualified for the next phase
WR = World Record

Medallists

MEDAL	SURNAME & NAME	NOC

50 m Freestyle - Men

GOLD	**ZHIVAEV Andrei**	**RUS**
SILVER	**KLOTZ Matthew James**	**USA**
BRONZE	**SARYKIN Ilya Eduardovich**	**RUS**

Results

Event 76
26 JUL 2017

50 m Freestyle - Men

	Record		Name		YOB	NOC	Location	Date
WR	**23.34**	**TITUS Marcus**			USA		San Antonio Texas (USA)	22 AUG 2015
DR	**23.68**	***SARYKIN Ilya Eduardovich**		1989	RUS		Samsun (TUR)	25 JUL 2017

Final

RANK	LANE	SURNAME & NAME	NOC	BORN	R.T.	TIME	GAP	
1	5	**ZHIVAEV Andrei**	RUS	30 JUN 1998	0.66	**23.44**		*DR*
2	6	**KLOTZ Matthew James**	USA	24 MAY 1996	0.64	**23.54**	0.10	
3	4	**SARYKIN Ilya Eduardovich**	RUS	15 AUG 1989	0.74	**23.77**	0.33	
4	3	**MCCOMISH Jack Gordon**	GBR	01 JUN 1995	0.67	**24.24**	0.80	
4	7	**LYTVYNENKO Oleksii**	UKR	30 SEP 1996	0.71	**24.24**	0.80	
6	8	**CHEN Guodong**	CHN	07 JAN 1998	0.75	**24.51**	1.07	
7	1	**DELLIEU Pierre Graham**	RSA	08 JUL 1998	0.78	**24.53**	1.09	
8	2	**KONKIN Viktor**	UKR	08 JAN 1994	0.71	**24.72**	1.28	

Legend
Q = Qualified for the next phase **?** = Swim-Off **DSQ** = Disqualified **Q** = Qualified for the next phase
WR = World Record

Results

Event 63
25 JUL 2017

50 m Freestyle - Men
Semi-Final

	Record	Name	YOB	NOC	Location	Date
WR	23.34	TITUS Marcus		USA	San Antonio Texas (USA)	22 AUG 2015
DR	23.83	*SARYKIN Ilya Eduardovich	1989	RUS	Samsun (TUR)	25 JUL 2017

Semifinal 1 of 2

RANK	LANE	SURNAME & NAME	NOC	BORN	R.T.	TIME	GAP	
1	3	**ZHIVAEV Andrei**	RUS	30 JUN 1998	0.55	**24.03**		**Q**
2	4	**KLOTZ Matthew James**	USA	24 MAY 1996	0.67	**24.42**	0.39	**Q**
3	5	**LYTVYNENKO Oleksii**	UKR	30 SEP 1996	0.69	**24.54**	0.51	**Q**
4	6	**CHEN Guodong**	CHN	07 JAN 1998	0.69	**24.57**	0.54	**Q**
5	2	**RIGANTI Fabio**	ITA	20 JUN 1996	0.72	**24.95**	0.92	**R**
6	8	**TSYRON Vitali**	BLR	09 MAR 1991	0.82	**25.42**	1.39	
7	1	**YOUNG Nathan**	GBR	30 MAR 1999	0.77	**25.48**	1.45	
8	7	**FUJIHARA Satoi**	JPN	28 SEP 1995	0.69	**25.74**	1.71	

Semifinal 2 of 2

RANK	LANE	SURNAME & NAME	NOC	BORN	R.T.	TIME	GAP	
1	4	**SARYKIN Ilya Eduardovich**	RUS	15 AUG 1989	0.73	**23.68**		**Q** *DR*
2	2	**MCCOMISH Jack Gordon**	GBR	01 JUN 1995	0.66	**24.24**	0.56	**Q**
3	3	**KONKIN Viktor**	UKR	08 JAN 1994	0.69	**24.54**	0.86	**Q**
4	5	**DELLIEU Pierre Graham**	RSA	08 JUL 1998	0.74	**24.55**	0.87	**Q**
5	6	**TSYRON Henadzi**	BLR	16 DEC 1988	0.64	**24.78**	1.10	**R**
6	7	**ROACH Mark**	RSA	17 APR 1997	0.74	**25.07**	1.39	
7	8	**SEVASTIADIS Damianos**	GRE	01 JUL 1986	0.70	**25.11**	1.43	
8	1	**SUKAMA M Dandi**	INA	23 JAN 1999	0.67	**25.84**	2.16	

Legend

Q = Qualified for the next phase **?** = Swim-Off **DSQ** = Disqualified **Q** = Qualified for the next phase
WR = World Record

Results

Event 63
25 JUL 2017

50 m Freestyle - Men
Semi-Final

	Record	Name	YOB	NOC	Location	Date
WR	**23.34**	**TITUS Marcus**		USA	San Antonio Texas (USA)	22 AUG 2015
DR	**23.83**	***SARYKIN Ilya Eduardovich**	1989	RUS	Samsun (TUR)	25 JUL 2017

RANK	HEAT	LANE	SURNAME & NAME	NOC	BORN	R.T.	TIME	GAP	
1	2	4	**SARYKIN Ilya Eduardovich**	RUS	15 AUG 1989	0.73	**23.68**		**Q** *DR*
2	1	3	**ZHIVAEV Andrei**	RUS	30 JUN 1998	0.55	**24.03**	0.35	**Q**
3	2	2	**MCCOMISH Jack Gordon**	GBR	01 JUN 1995	0.66	**24.24**	0.56	**Q**
4	1	4	**KLOTZ Matthew James**	USA	24 MAY 1996	0.67	**24.42**	0.74	**Q**
5	1	5	**LYTVYNENKO Oleksii**	UKR	30 SEP 1996	0.69	**24.54**	0.86	**Q**
5	2	3	**KONKIN Viktor**	UKR	08 JAN 1994	0.69	**24.54**	0.86	**Q**
7	2	5	**DELLIEU Pierre Graham**	RSA	08 JUL 1998	0.74	**24.55**	0.87	**Q**
8	1	6	**CHEN Guodong**	CHN	07 JAN 1998	0.69	**24.57**	0.89	**Q**
9	2	6	**TSYRON Henadzi**	BLR	16 DEC 1988	0.64	**24.78**	1.10	**R**
10	1	2	**RIGANTI Fabio**	ITA	20 JUN 1996	0.72	**24.95**	1.27	**R**
11	2	7	**ROACH Mark**	RSA	17 APR 1997	0.74	**25.07**	1.39	
12	2	8	**SEVASTIADIS Damianos**	GRE	01 JUL 1986	0.70	**25.11**	1.43	
13	1	8	**TSYRON Vitali**	BLR	09 MAR 1991	0.82	**25.42**	1.74	
14	1	1	**YOUNG Nathan**	GBR	30 MAR 1999	0.77	**25.48**	1.80	
15	1	7	**FUJIHARA Satoi**	JPN	28 SEP 1995	0.69	**25.74**	2.06	
16	2	1	**SUKAMA M Dandi**	INA	23 JAN 1999	0.67	**25.84**	2.16	

Legend

Q = Qualified for the next phase **?** = Swim-Off **DSQ** = Disqualified **Q** = Qualified for the next phase
WR = World Record

Results

Event 57
25 JUL 2017

50 m Freestyle - Men
Preliminary

Record		Name	YOB	NOC	Location	Date
WR	23.34	TITUS Marcus		USA	San Antonio Texas (USA)	22 AUG 2015
DR	24.10	SARYKIN Ilya		RUS	Taipei (TPE)	13 SEP 2009

Heat 1 of 7

RANK	LANE	SURNAME & NAME	NOC	BORN	R.T.	TIME	GAP	
1	4	**VAZDIKIS Artis**	LAT	22 MAY 2000	0.69	**26.91**		
2	5	**SALNIKOV Dmitriy**	KAZ	12 MAY 1989	0.93	**28.43**	1.52	
3	3	**SIAVICHAY Luis**	ECU	01 AUG 1999	0.69	**31.17**	4.26	
4	6	**CAMARA Sekouba M**	MLI	29 JUL 1973	0.88	**43.89**	16.98	

Heat 2 of 7

RANK	LANE	SURNAME & NAME	NOC	BORN	R.T.	TIME	GAP	
1	5	**WUERGES Michael**	GER	04 MAY 1996	0.79	**25.91**		
2	3	**RAMIREZ CUADROS Daniel A**	COL	09 MAY 1976	0.77	**26.74**	0.83	
3	4	**OATEN Matthew**	GBR	03 AUG 1999	0.70	**26.79**	0.88	
4	7	**KELLEHER Liam**	IRL	22 FEB 1999	0.61	**27.22**	1.31	
5	8	**FLYMAN Robin**	SWE	09 JUN 1995	0.71	**27.23**	1.32	
6	6	**TREGUBOV Alexandr**	MDA	01 MAY 2003	0.54	**27.43**	1.52	
7	1	**EROGLU Emirhan**	TUR	11 AUG 1987	0.75	**27.67**	1.76	
8	2	**BROWN Tyler**	USA	01 AUG 2001	0.92	**28.15**	2.24	

Heat 3 of 7

RANK	LANE	SURNAME & NAME	NOC	BORN	R.T.	TIME	GAP	
1	8	**SUKAMA M Dandi**	INA	23 JAN 1999	0.67	**25.40**		**Q**
2	5	**STUPANS Rudolfs**	LAT	31 OCT 1999	0.64	**25.66**	0.26	**R**
3	4	**ARAGON Sergio Pablo**	GUA	16 JAN 1995	0.69	**26.62**	1.22	
4	7	**TSORONIS Anthanasios**	GRE	27 SEP 1991	0.82	**27.21**	1.81	
5	1	**ZOU Matthew**	USA	12 DEC 2001	0.74	**27.45**	2.05	
6	3	**GURSOY Emre**	TUR	10 APR 1996	0.69	**27.56**	2.16	
7	6	**OZYALCIN Ali**	TUR	15 JUN 2000	0.87	**28.17**	2.77	
8	2	**SARIOGLU Cihan**	TUR	31 AUG 1999	0.85	**29.60**	4.20	

Heat 4 of 7

RANK	LANE	SURNAME & NAME	NOC	BORN	R.T.	TIME	GAP	
1	5	**SEVASTIADIS Damianos**	GRE	01 JUL 1986	0.70	**25.50**		**Q**
2	3	**HOPKINS Matthew Khoi**	USA	06 APR 2001	0.77	**25.62**	0.12	**R**
3	1	**KISS Adam**	HUN	28 OCT 1996	0.70	**26.23**	0.73	
4	2	**KIRALY Robert Belian**	HUN	01 AUG 1984	0.80	**26.37**	0.87	
5	8	**SIEJO Mateusz**	POL	30 MAY 2000	0.75	**26.54**	1.04	
6	6	**CRUZ Miguel David Duarte**	POR	04 APR 1999	0.61	**26.65**	1.15	

Legend
Q = Qualified for the next phase **?** = Swim-Off **DSQ** = Disqualified **Q** = Qualified for the next phase
WR = World Record

RANK	LANE	SURNAME & NAME	NOC	BORN	R.T.	TIME	GAP	
6	7	**VAN WYK Brandon**	CAN	20 FEB 1995	0.57	**26.65**	1.15	
8	4	**HOSHI Taiga**	JPN	27 JAN 1999	0.59	**26.84**	1.34	

Heat 5 of 7

1	5	**KLOTZ Matthew James**	USA	24 MAY 1996	0.67	**23.92**		**Q** *DR*
2	4	**TSYRON Henadzi**	BLR	16 DEC 1988	0.71	**24.85**	0.93	**Q**
3	3	**CHEN Guodong**	CHN	07 JAN 1998	0.77	**24.86**	0.94	**Q**
4	6	**ROACH Mark**	RSA	17 APR 1997	0.73	**25.10**	1.18	**Q**
5	2	**NEVES Tiago Correia**	POR	14 SEP 1997	0.65	**25.68**	1.76	
6	8	**BAXTER Thomas John**	GBR	13 JUL 1993	0.76	**25.97**	2.05	
7	7	**LIU Hao**	CHN	18 AUG 1992	0.80	**26.23**	2.31	
8	1	**ASKERKA Maksim**	BLR	13 JUN 2000	0.77	**26.78**	2.86	

Heat 6 of 7

1	4	**SARYKIN Ilya Eduardovich**	RUS	15 AUG 1989	0.73	**23.83**		**Q** *DR*
2	3	**DELLIEU Pierre Graham**	RSA	08 JUL 1998	0.82	**24.60**	0.77	**Q**
3	5	**FUJIHARA Satoi**	JPN	28 SEP 1995	0.54	**25.20**	1.37	**Q**
4	6	**BYSTREVSKYI Denys**	UKR	28 FEB 1987	0.74	**25.44**	1.61	
5	7	**CAI Jialuo**	CHN	24 DEC 1993	0.79	**25.70**	1.87	
6	8	**LUCARINI Simone**	ITA	18 JUN 1992	0.79	**26.71**	2.88	
7	2	**RIADY Susantio Ronald**	INA	22 MAR 1992	0.68	**27.00**	3.17	

NOT CLASSIFIED

	1	**NASOULAS Dimitrios**	GRE	07 APR 1999		**DNS**		

Heat 7 of 7

1	6	**LYTVYNENKO Oleksii**	UKR	30 SEP 1996	0.57	**24.63**		**Q**
2	4	**ZHIVAEV Andrei**	RUS	30 JUN 1998	0.57	**24.64**	0.01	**Q**
2	5	**KONKIN Viktor**	UKR	08 JAN 1994	0.72	**24.64**	0.01	**Q**
4	2	**MCCOMISH Jack Gordon**	GBR	01 JUN 1995	0.69	**24.99**	0.36	**Q**
5	7	**RIGANTI Fabio**	ITA	20 JUN 1996	0.73	**25.03**	0.40	**Q**
6	8	**YOUNG Nathan**	GBR	30 MAR 1999	0.79	**25.48**	0.85	**Q**
7	3	**TSYRON Vitali**	BLR	09 MAR 1991	0.57	**25.59**	0.96	**Q**
8	1	**LIM Janghwi**	KOR	21 JAN 1999	0.65	**25.74**	1.11	

Legend

Q = Qualified for the next phase **?** = Swim-Off **DSQ** = Disqualified **Q** = Qualified for the next phase **WR** = World Record

Results

Event 57
25 JUL 2017

50 m Freestyle - Men
Preliminary

Record		Name	YOB	NOC	Location	Date
WR	23.34	TITUS Marcus		USA	San Antonio Texas (USA)	22 AUG 2015
DR	24.10	SARYKIN Ilya		RUS	Taipei (TPE)	13 SEP 2009

RANK	HEAT	LANE	SURNAME & NAME	NOC	BORN	R.T.	TIME	GAP	
1	6	4	**SARYKIN Ilya Eduardovich**	RUS	15 AUG 1989	0.73	**23.83**		**Q** *DR*
2	5	5	**KLOTZ Matthew James**	USA	24 MAY 1996	0.67	**23.92**	0.09	**Q** *DR*
3	6	3	**DELLIEU Pierre Graham**	RSA	08 JUL 1998	0.82	**24.60**	0.77	**Q**
4	7	6	**LYTVYNENKO Oleksii**	UKR	30 SEP 1996	0.57	**24.63**	0.80	**Q**
5	7	5	**KONKIN Viktor**	UKR	08 JAN 1994	0.72	**24.64**	0.81	**Q**
5	7	4	**ZHIVAEV Andrei**	RUS	30 JUN 1998	0.57	**24.64**	0.81	**Q**
7	5	4	**TSYRON Henadzi**	BLR	16 DEC 1988	0.71	**24.85**	1.02	**Q**
8	5	3	**CHEN Guodong**	CHN	07 JAN 1998	0.77	**24.86**	1.03	**Q**
9	7	2	**MCCOMISH Jack Gordon**	GBR	01 JUN 1995	0.69	**24.99**	1.16	**Q**
10	7	7	**RIGANTI Fabio**	ITA	20 JUN 1996	0.73	**25.03**	1.20	**Q**
11	5	6	**ROACH Mark**	RSA	17 APR 1997	0.73	**25.10**	1.27	**Q**
12	6	5	**FUJIHARA Satoi**	JPN	28 SEP 1995	0.54	**25.20**	1.37	**Q**
13	3	8	**SUKAMA M Dandi**	INA	23 JAN 1999	0.67	**25.40**	1.57	**Q**
14	6	6	**BYSTREVSKYI Denys**	UKR	28 FEB 1987	0.74	**25.44**	1.61	
15	7	8	**YOUNG Nathan**	GBR	30 MAR 1999	0.79	**25.48**	1.65	**Q**
16	4	5	**SEVASTIADIS Damianos**	GRE	01 JUL 1986	0.70	**25.50**	1.67	**Q**
17	7	3	**TSYRON Vitali**	BLR	09 MAR 1991	0.57	**25.59**	1.76	**Q**
18	4	3	**HOPKINS Matthew Khoi**	USA	06 APR 2001	0.77	**25.62**	1.79	**R**
19	3	5	**STUPANS Rudolfs**	LAT	31 OCT 1999	0.64	**25.66**	1.83	**R**
20	5	2	**NEVES Tiago Correia**	POR	14 SEP 1997	0.65	**25.68**	1.85	
21	6	7	**CAI Jialuo**	CHN	24 DEC 1993	0.79	**25.70**	1.87	
22	7	1	**LIM Janghwi**	KOR	21 JAN 1999	0.65	**25.74**	1.91	
23	2	5	**WUERGES Michael**	GER	04 MAY 1996	0.79	**25.91**	2.08	
24	5	8	**BAXTER Thomas John**	GBR	13 JUL 1993	0.76	**25.97**	2.14	
25	4	1	**KISS Adam**	HUN	28 OCT 1996	0.70	**26.23**	2.40	
25	5	7	**LIU Hao**	CHN	18 AUG 1992	0.80	**26.23**	2.40	
27	4	2	**KIRALY Robert Belian**	HUN	01 AUG 1984	0.80	**26.37**	2.54	
28	4	8	**SIEJO Mateusz**	POL	30 MAY 2000	0.75	**26.54**	2.71	
29	3	4	**ARAGON Sergio Pablo**	GUA	16 JAN 1995	0.69	**26.62**	2.79	
30	4	7	**VAN WYK Brandon**	CAN	20 FEB 1995	0.57	**26.65**	2.82	
30	4	6	**CRUZ Miguel David Duarte**	POR	04 APR 1999	0.61	**26.65**	2.82	

Legend

Q = Qualified for the next phase **?** = Swim-Off **DSQ** = Disqualified **Q** = Qualified for the next phase
WR = World Record

RANK	HEAT	LANE	SURNAME & NAME	NOC	BORN	R.T.	TIME	GAP
32	6	8	**LUCARINI Simone**	ITA	18 JUN 1992	0.79	**26.71**	2.88
33	2	3	**RAMIREZ CUADROS Daniel A**	COL	09 MAY 1976	0.77	**26.74**	2.91
34	5	1	**ASKERKA Maksim**	BLR	13 JUN 2000	0.77	**26.78**	2.95
35	2	4	**OATEN Matthew**	GBR	03 AUG 1999	0.70	**26.79**	2.96
36	4	4	**HOSHI Taiga**	JPN	27 JAN 1999	0.59	**26.84**	3.01
37	1	4	**VAZDIKIS Artis**	LAT	22 MAY 2000	0.69	**26.91**	3.08
38	6	2	**RIADY Susantio Ronald**	INA	22 MAR 1992	0.68	**27.00**	3.17
39	3	7	**TSORONIS Anthanasios**	GRE	27 SEP 1991	0.82	**27.21**	3.38
40	2	7	**KELLEHER Liam**	IRL	22 FEB 1999	0.61	**27.22**	3.39
41	2	8	**FLYMAN Robin**	SWE	09 JUN 1995	0.71	**27.23**	3.40
42	2	6	**TREGUBOV Alexandr**	MDA	01 MAY 2003	0.54	**27.43**	3.60
43	3	1	**ZOU Matthew**	USA	12 DEC 2001	0.74	**27.45**	3.62
44	3	3	**GURSOY Emre**	TUR	10 APR 1996	0.69	**27.56**	3.73
45	2	1	**EROGLU Emirhan**	TUR	11 AUG 1987	0.75	**27.67**	3.84
46	2	2	**BROWN Tyler**	USA	01 AUG 2001	0.92	**28.15**	4.32
47	3	6	**OZYALCIN Ali**	TUR	15 JUN 2000	0.87	**28.17**	4.34
48	1	5	**SALNIKOV Dmitriy**	KAZ	12 MAY 1989	0.93	**28.43**	4.60
49	3	2	**SARIOGLU Cihan**	TUR	31 AUG 1999	0.85	**29.60**	5.77
50	1	3	**SIAVICHAY Luis**	ECU	01 AUG 1999	0.69	**31.17**	7.34
51	1	6	**CAMARA Sekouba M**	MLI	29 JUL 1973	0.88	**43.89**	20.06

NOT CLASSIFIED

	6	1	**NASOULAS Dimitrios**	GRE	07 APR 1999		**DNS**	

Legend

Q = Qualified for the next phase **?** = Swim-Off **DSQ** = Disqualified **Q** = Qualified for the next phase **WR** = World Record

Medallists

MEDAL	SURNAME & NAME	NOC

100 m Freestyle - Men

GOLD	**DENISOV Miron Mikhaylovi**	**RUS**
SILVER	**ZHIVAEV Andrei**	**RUS**
BRONZE	**KABBACH Guilherme Maia**	**BRA**

Results

Event 36
22 JUL 2017

100 m Freestyle - Men

	Record		Name	YOB	NOC	Location	Date
WR	**51.22**	**TITUS Marcus**		USA		San Antonio Texas (USA)	17 AUG 2015
DR	**52.19**	**GERMANO Luca**		ITA		Taipei (TPE)	09 SEP 2009

Final

RANK	LANE	SURNAME & NAME	NOC	BORN	R.T.	50m	TIME	GAP	
1	5	**DENISOV Miron Mikhaylovi**	RUS	16 DEC 1993	0.75	24.65(1)	**51.51** *26.86*		*DR*
2	3	**ZHIVAEV Andrei**	RUS	30 JUN 1998	0.54	24.90(2)	**51.69** *26.79*	0.18	
3	4	**KABBACH Guilherme Maia**	BRA	11 JUN 1989	0.76	25.22(3)	**51.95** *26.73*	0.44	
4	2	**FUJIHARA Satoi**	JPN	28 SEP 1995	0.55	25.44(5)	**53.08** *27.64*	1.57	
5	6	**PIORO Artur Zbigniew**	POL	15 MAY 1991	0.82	25.55(6)	**53.75** *28.20*	2.24	
6	1	**LYTVYNENKO Oleksii**	UKR	30 SEP 1996	0.70	25.39(4)	**54.12** *28.73*	2.61	
7	7	**KONKIN Viktor**	UKR	08 JAN 1994	0.76	25.86(8)	**54.28** *28.42*	2.77	
8	8	**DELLIEU Pierre Graham**	RSA	08 JUL 1998	0.87	25.80(7)	**54.64** *28.84*	3.13	

Legend

Q = Qualified for the next phase **?** = Swim-Off **DSQ** = Disqualified **Q** = Qualified for the next phase
WR = World Record

Results

Event 29
22 JUL 2017

100 m Freestyle - Men
Preliminary

Record		Name	YOB	NOC	Location	Date
WR	**51.22**	**TITUS Marcus**	USA		San Antonio Texas (USA)	17 AUG 2015
DR	**52.19**	**GERMANO Luca**	ITA		Taipei (TPE)	09 SEP 2009

Heat 1 of 7

RANK	LANE	SURNAME & NAME	NOC	BORN	R.T.	50m	TIME	GAP
1	4	**TURMUDZI Iiham Achmad**	INA	09 JUL 1998	0.70	27.35(1)	**57.23**	
							29.88	
2	5	**SALNIKOV Dmitriy**	KAZ	12 MAY 1989	1.00	30.04(2)	**1:04.40**	7.17
							34.36	
3	3	**SANCHEZ Alejandro Angel**	ECU	31 AUG 1996	0.68	32.86(3)	**1:10.15**	12.92
							37.29	

Heat 2 of 7

RANK	LANE	SURNAME & NAME	NOC	BORN	R.T.	50m	TIME	GAP
1	5	**VAZDIKIS Artis**	LAT	22 MAY 2000	0.72	28.33(1)	**59.12**	
							30.79	
2	4	**FREUND Balazs**	HUN	16 NOV 2000	0.80	28.35(2)	**59.86**	0.74
							31.51	
3	3	**FLYMAN Robin**	SWE	09 JUN 1995	0.65	28.49(3)	**1:00.88**	1.76
							32.39	
4	6	**GURSOY Emre**	TUR	10 APR 1996	0.74	29.50(4)	**1:03.19**	4.07
							33.69	
5	7	**OZYALCIN Ali**	TUR	15 JUN 2000	0.83	30.85(6)	**1:03.30**	4.18
							32.45	
6	1	**EROGLU Emirhan**	TUR	11 AUG 1987	0.76	30.04(5)	**1:04.25**	5.13
							34.21	
7	2	**SARIOGLU Cihan**	TUR	31 AUG 1999	0.74	31.68(7)	**1:06.23**	7.11
							34.55	

Heat 3 of 7

RANK	LANE	SURNAME & NAME	NOC	BORN	R.T.	50m	TIME	GAP
1	1	**HOPKINS Matthew Khoi**	USA	06 APR 2001	0.84	26.53(1)	**55.46**	
							28.93	
2	3	**STUPANS Rudolfs**	LAT	31 OCT 1999	0.58	26.99(2)	**57.11**	1.65
							30.12	
3	5	**KRAMARCZYK Jakub**	POL	01 APR 2001	0.73	28.42(6)	**57.91**	2.45
							29.49	
4	6	**CRUZ Miguel David Duarte**	POR	04 APR 1999	0.70	27.34(3)	**58.63**	3.17
							31.29	
5	2	**KELLEHER Liam**	IRL	22 FEB 1999	0.58	28.23(5)	**58.69**	3.23
							30.46	
6	7	**OATEN Matthew**	GBR	03 AUG 1999	0.72	27.95(4)	**59.05**	3.59
							31.10	
7	4	**ZOU Matthew**	USA	12 DEC 2001	0.72	29.49(8)	**1:00.08**	4.62
							30.59	
8	8	**BROWN Tyler**	USA	01 AUG 2001	0.81	29.27(7)	**1:00.99**	5.53
							31.72	

Heat 4 of 7

RANK	LANE	SURNAME & NAME	NOC	BORN	R.T.	50m	TIME	GAP
1	2	**BAXTER Thomas John**	GBR	13 JUL 1993	0.78	27.18(1)	**57.30**	
							30.12	
2	6	**KISS Adam**	HUN	28 OCT 1996	0.74	27.24(2)	**57.41**	0.11
							30.17	
3	5	**LIU Hao**	CHN	18 AUG 1992	0.78	27.74(5)	**57.51**	0.21
							29.77	
4	4	**HOLDBROOK Kieran**	GBR	13 JUN 1999	0.77	27.55(3)	**58.09**	0.79
							30.54	
5	7	**PANETTA Damiano**	CAN	13 FEB 1997	0.93	28.07(6)	**58.22**	0.92
							30.15	
6	1	**SIEJO Mateusz**	POL	30 MAY 2000	0.78	27.66(4)	**58.50**	1.20
							30.84	
7	8	**BAERG Joshua**	CAN	30 SEP 1995	0.67	28.90(8)	**59.03**	1.73
							30.13	
8	3	**LUCARINI Simone**	ITA	18 JUN 1992	0.68	28.26(7)	**59.20**	1.90
							30.94	

Legend

Q = Qualified for the next phase **?** = Swim-Off **DSQ** = Disqualified **Q** = Qualified for the next phase
WR = World Record

RANK	LANE	SURNAME & NAME	NOC	BORN	R.T.		TIME	GAP	
Heat 5 of 7									
1	4	**DENISOV Miron Mikhaylovi**	RUS	16 DEC 1993	0.76	25.44(2)	**52.25**		**Q**
							26.81		
2	3	**KONKIN Viktor**	UKR	08 JAN 1994	0.63	25.69(4)	**54.35**	2.10	**Q**
							28.66		
3	6	**LYTVYNENKO Oleksii**	UKR	30 SEP 1996	0.75	25.58(3)	**54.45**	2.20	**Q**
							28.87		
4	2	**DELLIEU Pierre Graham**	RSA	08 JUL 1998	0.71	25.43(1)	**54.92**	2.67	**R**
							29.49		
5	8	**CAI Jialuo**	CHN	24 DEC 1993	0.85	27.22(5)	**56.32**	4.07	
							29.10		
6	7	**HOSHI Taiga**	JPN	27 JAN 1999	0.59	27.98(7)	**57.99**	5.74	
							30.01		
7	1	**DENG Mingdong**	CHN	18 SEP 1989	1.19	27.45(6)	**58.19**	5.94	
							30.74		
8	5	**SIAVICHAY Luis**	ECU	01 AUG 1999	0.81	32.57(8)	**1:08.70**	16.45	
							36.13		
Heat 6 of 7									
1	4	**KABBACH Guilherme Maia**	BRA	11 JUN 1989	0.78	25.52(1)	**52.24**		**Q**
							26.72		
2	3	**FUJIHARA Satoi**	JPN	28 SEP 1995	0.67	25.92(2)	**53.83**	1.59	**Q**
							27.91		
3	6	**BYSTREVSKYI Denys**	UKR	28 FEB 1987	0.83	26.78(4)	**54.66**	2.42	
							27.88		
4	2	**LIM Janghwi**	KOR	21 JAN 1999	0.53	26.38(3)	**55.11**	2.87	**R**
							28.73		
5	8	**NEVES Tiago Correia**	POR	14 SEP 1997	0.72	27.25(7)	**55.94**	3.70	
							28.69		
6	7	**ROACH Mark**	RSA	17 APR 1997	0.78	26.86(5)	**56.22**	3.98	
							29.36		
7	1	**RIGANTI Fabio**	ITA	20 JUN 1996	0.83	27.10(6)	**56.61**	4.37	
							29.51		
NOT CLASSIFIED									
	5	**CAMARA Sekouba M**	MLI	29 JUL 1973			**DNS**		
Heat 7 of 7									
1	5	**ZHIVAEV Andrei**	RUS	30 JUN 1998	0.74	25.62(2)	**52.50**		**Q**
							26.88		
2	4	**KLOTZ Matthew James**	USA	24 MAY 1996	0.70	24.65(1)	**52.81**	0.31	**Q**
							28.16		
3	3	**PIORO Artur Zbigniew**	POL	15 MAY 1991	0.80	25.74(3)	**53.70**	1.20	**Q**
							27.96		
4	2	**KARNYSH Artem**	UKR	20 JAN 1992	0.75	26.75(5)	**55.33**	2.83	
							28.58		
5	6	**TSYRON Henadzi**	BLR	16 DEC 1988	0.77	26.00(4)	**55.66**	3.16	
							29.66		
6	8	**YOUNG Nathan**	GBR	30 MAR 1999	0.75	27.05(7)	**56.01**	3.51	
							28.96		
7	1	**HUANG Ching-Hsuan**	TPE	23 JUL 2000	0.72	27.52(8)	**56.68**	4.18	
							29.16		
8	7	**CHEN Guodong**	CHN	07 JAN 1998	0.85	26.80(6)	**57.15**	4.65	
							30.35		

Legend

Q = Qualified for the next phase **?** = Swim-Off **DSQ** = Disqualified **Q** = Qualified for the next phase

WR = World Record

Results

Event 29
22 JUL 2017

100 m Freestyle - Men
Preliminary

Record		Name	YOB	NOC	Location	Date
WR	51.22	TITUS Marcus		USA	San Antonio Texas (USA)	17 AUG 2015
DR	52.19	GERMANO Luca		ITA	Taipei (TPE)	09 SEP 2009

RANK	HEAT	LANE	SURNAME & NAME	NOC	BORN	R.T.	50m	TIME	GAP	
1	6	4	**KABBACH Guilherme Maia**	BRA	11 JUN 1989	0.78	25.52	**52.24**		**Q**
2	5	4	**DENISOV Miron Mikhaylovi**	RUS	16 DEC 1993	0.76	25.44	*26.72* **52.25**	0.01	**Q**
3	7	5	**ZHIVAEV Andrei**	RUS	30 JUN 1998	0.74	25.62	*26.81* **52.50**	0.26	**Q**
4	7	4	**KLOTZ Matthew James**	USA	24 MAY 1996	0.70	24.65	*26.88* **52.81**	0.57	**Q**
5	7	3	**PIORO Artur Zbigniew**	POL	15 MAY 1991	0.80	25.74	*28.16* **53.70**	1.46	**Q**
6	6	3	**FUJIHARA Satoi**	JPN	28 SEP 1995	0.67	25.92	*27.96* **53.83**	1.59	**Q**
7	5	3	**KONKIN Viktor**	UKR	08 JAN 1994	0.63	25.69	*27.91* **54.35**	2.11	**Q**
8	5	6	**LYTVYNENKO Oleksii**	UKR	30 SEP 1996	0.75	25.58	*28.66* **54.45**	2.21	**Q**
9	6	6	**BYSTREVSKYI Denys**	UKR	28 FEB 1987	0.83	26.78	*28.87* **54.66**	2.42	
10	5	2	**DELLIEU Pierre Graham**	RSA	08 JUL 1998	0.71	25.43	*27.88* **54.92**	2.68	**R**
11	6	2	**LIM Janghwi**	KOR	21 JAN 1999	0.53	26.38	*29.49* **55.11**	2.87	**R**
12	7	2	**KARNYSH Artem**	UKR	20 JAN 1992	0.75	26.75	*28.73* **55.33**	3.09	
13	3	1	**HOPKINS Matthew Khoi**	USA	06 APR 2001	0.84	26.53	*28.58* **55.46**	3.22	
14	7	6	**TSYRON Henadzi**	BLR	16 DEC 1988	0.77	26.00	*28.93* **55.66**	3.42	
15	6	8	**NEVES Tiago Correia**	POR	14 SEP 1997	0.72	27.25	*29.66* **55.94**	3.70	
16	7	8	**YOUNG Nathan**	GBR	30 MAR 1999	0.75	27.05	*28.69* **56.01**	3.77	
17	6	7	**ROACH Mark**	RSA	17 APR 1997	0.78	26.86	*28.96* **56.22**	3.98	
18	5	8	**CAI Jialuo**	CHN	24 DEC 1993	0.85	27.22	*29.36* **56.32**	4.08	
19	6	1	**RIGANTI Fabio**	ITA	20 JUN 1996	0.83	27.10	*29.10* **56.61**	4.37	
20	7	1	**HUANG Ching-Hsuan**	TPE	23 JUL 2000	0.72	27.52	*29.51* **56.68**	4.44	
21	3	3	**STUPANS Rudolfs**	LAT	31 OCT 1999	0.58	26.99	*29.16* **57.11**	4.87	
22	7	7	**CHEN Guodong**	CHN	07 JAN 1998	0.85	26.80	*30.12* **57.15**	4.91	
23	1	4	**TURMUDZI Iiham Achmad**	INA	09 JUL 1998	0.70	27.35	*30.35* **57.23**	4.99	
24	4	2	**BAXTER Thomas John**	GBR	13 JUL 1993	0.78	27.18	*29.88* **57.30**	5.06	
25	4	6	**KISS Adam**	HUN	28 OCT 1996	0.74	27.24	*30.12* **57.41**	5.17	
26	4	5	**LIU Hao**	CHN	18 AUG 1992	0.78	27.74	*30.17* **57.51**	5.27	
27	3	5	**KRAMARCZYK Jakub**	POL	01 APR 2001	0.73	28.42	*29.77* **57.91**	5.67	
28	5	7	**HOSHI Taiga**	JPN	27 JAN 1999	0.59	27.98	*29.49* **57.99**	5.75	
29	4	4	**HOLDBROOK Kieran**	GBR	13 JUN 1999	0.77	27.55	*30.01* **58.09**	5.85	
30	5	1	**DENG Mingdong**	CHN	18 SEP 1989	1.19	27.45	*30.54* **58.19**	5.95	
31	4	7	**PANETTA Damiano**	CAN	13 FEB 1997	0.93	28.07	*30.74* **58.22**	5.98	
32	4	1	**SIEJO Mateusz**	POL	30 MAY 2000	0.78	27.66	*30.15* **58.50**	6.26	
33	3	6	**CRUZ Miguel David Duarte**	POR	04 APR 1999	0.70	27.34	*30.84* **58.63**	6.39	
								31.29		

Legend

Q = Qualified for the next phase **?** = Swim-Off **DSQ** = Disqualified **Q** = Qualified for the next phase
WR = World Record

RANK	HEAT	LANE	SURNAME & NAME	NOC	BORN	R.T.		TIME	GAP
34	3	2	**KELLEHER Liam**	IRL	22 FEB 1999	0.58	28.23	**58.69**	6.45
35	4	8	**BAERG Joshua**	CAN	30 SEP 1995	0.67	28.90	*30.46* **59.03**	6.79
36	3	7	**OATEN Matthew**	GBR	03 AUG 1999	0.72	27.95	*30.13* **59.05**	6.81
37	2	5	**VAZDIKIS Artis**	LAT	22 MAY 2000	0.72	28.33	*31.10* **59.12**	6.88
38	4	3	**LUCARINI Simone**	ITA	18 JUN 1992	0.68	28.26	*30.79* **59.20**	6.96
39	2	4	**FREUND Balazs**	HUN	16 NOV 2000	0.80	28.35	*30.94* **59.86**	7.62
40	3	4	**ZOU Matthew**	USA	12 DEC 2001	0.72	29.49	*31.51* **1:00.08**	7.84
41	2	3	**FLYMAN Robin**	SWE	09 JUN 1995	0.65	28.49	*30.59* **1:00.88**	8.64
42	3	8	**BROWN Tyler**	USA	01 AUG 2001	0.81	29.27	*32.39* **1:00.99**	8.75
43	2	6	**GURSOY Emre**	TUR	10 APR 1996	0.74	29.50	*31.72* **1:03.19**	10.95
44	2	7	**OZYALCIN Ali**	TUR	15 JUN 2000	0.83	30.85	*33.69* **1:03.30**	11.06
45	2	1	**EROGLU Emirhan**	TUR	11 AUG 1987	0.76	30.04	*32.45* **1:04.25**	12.01
46	1	5	**SALNIKOV Dmitriy**	KAZ	12 MAY 1989	1.00	30.04	*34.21* **1:04.40**	12.16
47	2	2	**SARIOGLU Cihan**	TUR	31 AUG 1999	0.74	31.68	*34.36* **1:06.23**	13.99
48	5	5	**SIAVICHAY Luis**	ECU	01 AUG 1999	0.81	32.57	*34.55* **1:08.70**	16.46
49	1	3	**SANCHEZ Alejandro Angel**	ECU	31 AUG 1996	0.68	32.86	*36.13* **1:10.15**	17.91
								37.29	
NOT CLASSIFIED									
	6	5	**CAMARA Sekouba M**	MLI	29 JUL 1973			**DNS**	

Legend

Q = Qualified for the next phase **?** = Swim-Off **DSQ** = Disqualified **Q** = Qualified for the next phase **WR** = World Record

Medallists

MEDAL	SURNAME & NAME	NOC

200 m Freestyle - Men

GOLD	**KABBACH Guilherme Maia**	**BRA**
SILVER	**FUJIHARA Satoi**	**JPN**
BRONZE	**DENISOV Miron Mikhaylovi**	**RUS**

Results

RANK	LANE	SURNAME & NAME	NOC	BORN	R.T.	50m	100m	150m	TIME	GAP	

Event 52
24 JUL 2017

200 m Freestyle - Men

	Record	Name	YOB	NOC	Location	Date
WR	**1:52.99**	s*FUJIHARA Satoi	1995	JPN	Samsun (TUR)	21 JUL 2017
DR	**1:52.99**	s*FUJIHARA Satoi	1995	JPN	Samsun (TUR)	21 JUL 2017

Final

1	6	**KABBACH Guilherme Maia**	BRA	11 JUN 1989	0.79	26.53(4)	54.42(2) *27.89*	1:22.94(1) *28.52*	**1:52.55** *29.61*		*WR-DR*
2	5	**FUJIHARA Satoi**	JPN	28 SEP 1995	0.65	26.60(5)	55.18(4) *28.58*	1:24.12(3) *28.94*	**1:52.82** *28.70*	0.27	
3	3	**DENISOV Miron Mikhaylovi**	RUS	16 DEC 1993	0.73	26.46(2)	54.99(3) *28.53*	1:24.52(4) *29.53*	**1:52.92** *28.40*	0.37	
4	7	**OBOTIN Vitalii Alexandro**	RUS	22 MAY 1992	0.74	25.73(1)	54.04(1) *28.31*	1:23.71(2) *29.67*	**1:53.47** *29.76*	0.92	
5	4	**PIORO Artur Zbigniew**	POL	15 MAY 1991	0.81	26.69(6)	55.37(5) *28.68*	1:24.66(5) *29.29*	**1:53.53** *28.87*	0.98	
6	2	**GERMANO Luca**	ITA	26 MAY 1988	0.75	26.49(3)	55.80(6) *29.31*	1:25.96(6) *30.16*	**1:55.90** *29.94*	3.35	
7	8	**ZAULICHNYI Yevhen**	UKR	04 FEB 1997	0.79	27.91(8)	58.66(8) *30.75*	1:30.24(7) *31.58*	**2:01.47** *31.23*	8.92	
8	1	**YIN Haiqiang**	CHN	17 AUG 1998	0.69	27.54(7)	57.96(7) *30.42*	1:30.44(8) *32.48*	**2:02.01** *31.57*	9.46	

Legend

Q = Qualified for the next phase **?** = Swim-Off **DSQ** = Disqualified **Q** = Qualified for the next phase **WR** = World Record

Results

Event 44
24 JUL 2017

200 m Freestyle - Men
Preliminary

	Record	Name	YOB	NOC	Location	Date
WR	1:52.99	s*FUJIHARA Satoi	1995	JPN	Samsun (TUR)	21 JUL 2017
DR	1:52.99	s*FUJIHARA Satoi	1995	JPN	Samsun (TUR)	21 JUL 2017

Heat 1 of 6

RANK	LANE	SURNAME & NAME	NOC	BORN	R.T.	50m	100m	150m	TIME	GAP
1	5	**YERMEKPAYEV Marat**	KAZ	17 FEB 1981	0.77	31.10(1)	1:05.29(1) *34.19*	1:42.71(1) *37.42*	**2:20.35** *37.64*	
2	4	**HUGHES Henry Vincent**	AUS	19 JAN 2004	0.64	32.24(2)	1:08.81(2) *36.57*	1:47.21(2) *38.40*	**2:20.48** *33.27*	0.13
3	3	**SIAVICHAY Luis**	ECU	01 AUG 1999	0.80	33.81(3)	1:13.64(3) *39.83*	1:54.79(3) *41.15*	**2:34.68** *39.89*	14.33

Heat 2 of 6

RANK	LANE	SURNAME & NAME	NOC	BORN	R.T.	50m	100m	150m	TIME	GAP
1	4	**VAZDIKIS Artis**	LAT	22 MAY 2000	0.58	29.56(1)	1:02.93(1) *33.37*	1:37.76(1) *34.83*	**2:11.87** *34.11*	
2	5	**FLYMAN Robin**	SWE	09 JUN 1995	0.91	30.82(2)	1:04.93(2) *34.11*	1:40.28(2) *35.35*	**2:13.37** *33.09*	1.50
3	7	**OZYALCIN Ali**	TUR	15 JUN 2000	0.71	35.10(4)	1:14.61(4) *39.51*	1:54.06(4) *39.45*	**2:28.67** *34.61*	16.80
4	6	**TURMUDZI Iiham Achmad**	INA	09 JUL 1998	0.67	34.10(3)	1:11.53(3) *37.43*	1:50.30(3) *38.77*	**2:28.94** *38.64*	17.07

NOT CLASSIFIED

	2	**CAMARA Sekouba M**	MLI	29 JUL 1973					**DNS**	
	3	**BLACKBURN Jacob**	CAN	29 JUN 2001					**DNS**	

Heat 3 of 6

RANK	LANE	SURNAME & NAME	NOC	BORN	R.T.	50m	100m	150m	TIME	GAP
1	4	**HOPKINS Matthew Khoi**	USA	06 APR 2001	0.79	29.34(1)	1:02.05(1) *32.71*	1:34.84(1) *32.79*	**2:06.54** *31.70*	
2	7	**STUPANS Rudolfs**	LAT	31 OCT 1999	0.60	29.46(3)	1:02.59(3) *33.13*	1:35.71(2) *33.12*	**2:07.56** *31.85*	1.02
3	5	**FREUND Balazs**	HUN	16 NOV 2000	0.80	29.38(2)	1:02.27(2) *32.89*	1:35.73(3) *33.46*	**2:08.75** *33.02*	2.21
4	2	**ZOU Matthew**	USA	12 DEC 2001	0.67	30.53(7)	1:03.72(6) *33.19*	1:36.82(4) *33.10*	**2:09.90** *33.08*	3.36
5	1	**RAMIREZ CUADROS Daniel A**	COL	09 MAY 1976	0.80	30.25(5)	1:03.69(5) *33.44*	1:37.14(5) *33.45*	**2:10.52** *33.38*	3.98
6	3	**KELLEHER Liam**	IRL	22 FEB 1999	0.58	30.03(4)	1:03.31(4) *33.28*	1:37.26(6) *33.95*	**2:11.45** *34.19*	4.91
7	6	**KUO Ting-Yu**	TPE	25 SEP 2002	0.77	30.50(6)	1:05.21(7) *34.71*	1:40.54(7) *35.33*	**2:14.62** *34.08*	8.08
8	8	**VAN WYK Brandon**	CAN	20 FEB 1995	0.77	31.35(8)	1:05.55(8) *34.20*	1:40.98(8) *35.43*	**2:14.65** *33.67*	8.11

Heat 4 of 6

RANK	LANE	SURNAME & NAME	NOC	BORN	R.T.	50m	100m	150m	TIME	GAP	
1	4	**DENISOV Miron Mikhaylovi**	RUS	16 DEC 1993	0.73	26.73(1)	56.35(1) *29.62*	1:26.31(1) *29.96*	**1:55.82** *29.51*		**Q**

Legend

Q = Qualified for the next phase **?** = Swim-Off **DSQ** = Disqualified **Q** = Qualified for the next phase
WR = World Record

RANK	LANE	SURNAME & NAME	NOC	BORN	R.T.				TIME	GAP	
2	5	**GERMANO Luca**	ITA	26 MAY 1988	0.81	27.44(2)	57.50(2) *30.06*	1:28.16(2) *30.66*	**1:57.04** *28.88*	1.22	**Q**
3	6	**YIN Haiqiang**	CHN	17 AUG 1998	0.73	28.23(3)	58.80(3) *30.57*	1:30.75(3) *31.95*	**2:02.18** *31.43*	6.36	**Q**
4	8	**NEVES Tiago Correia**	POR	14 SEP 1997	0.70	28.94(6)	1:00.52(5) *31.58*	1:33.35(5) *32.83*	**2:05.50** *32.15*	9.68	
5	3	**CAI Jialuo**	CHN	24 DEC 1993	0.85	28.45(4)	59.73(4) *31.28*	1:32.56(4) *32.83*	**2:06.11** *33.55*	10.29	
6	2	**DENG Mingdong**	CHN	18 SEP 1989	0.89	28.68(5)	1:01.07(6) *32.39*	1:35.80(6) *34.73*	**2:12.00** *36.20*	16.18	
7	1	**SIEJO Mateusz**	POL	30 MAY 2000	0.69	29.80(7)	1:03.09(7) *33.29*	1:38.12(7) *35.03*	**2:12.11** *33.99*	16.29	
8	7	**KRAMARCZYK Jakub**	POL	01 APR 2001	0.64	30.74(8)	1:05.93(8) *35.19*	1:41.30(8) *35.37*	**2:15.28** *33.98*	19.46	

Heat 5 of 6

1	5	**PIORO Artur Zbigniew**	POL	15 MAY 1991	0.80	26.71(1)	56.10(1) *29.39*	1:25.92(1) *29.82*	**1:55.05** *29.13*		**Q**
2	4	**FUJIHARA Satoi**	JPN	28 SEP 1995	0.59	27.22(2)	56.59(2) *29.37*	1:26.41(2) *29.82*	**1:55.39** *28.98*	0.34	**Q**
3	2	**ZAULICHNYI Yevhen**	UKR	04 FEB 1997	0.82	29.04(5)	1:01.13(5) *32.09*	1:32.92(4) *31.79*	**2:03.19** *30.27*	8.14	**R**
4	7	**YOUNG Nathan**	GBR	30 MAR 1999	0.76	28.32(3)	59.19(3) *30.87*	1:31.41(3) *32.22*	**2:04.62** *33.21*	9.57	**R**
5	3	**KARNYSH Artem**	UKR	20 JAN 1992	0.67	30.52(7)	1:03.49(7) *32.97*	1:37.09(7) *33.60*	**2:09.52** *32.43*	14.47	
6	8	**PANETTA Damiano**	CAN	13 FEB 1997	0.82	29.41(6)	1:01.77(6) *32.36*	1:36.06(6) *34.29*	**2:09.79** *33.73*	14.74	
7	1	**BAXTER Thomas John**	GBR	13 JUL 1993	0.75	28.82(4)	1:00.79(4) *31.97*	1:34.68(5) *33.89*	**2:11.73** *37.05*	16.68	

NOT CLASSIFIED

	6	**LYTVYNENKO Oleksii**	UKR	30 SEP 1996					**DNF**		

Heat 6 of 6

1	5	**KABBACH Guilherme Maia**	BRA	11 JUN 1989	0.79	26.69(1)	55.76(1) *29.07*	1:25.93(1) *30.17*	**1:56.47** *30.54*		**Q**
2	4	**OBOTIN Vitalii Alexandro**	RUS	22 MAY 1992	0.81	27.01(2)	56.39(2) *29.38*	1:26.90(2) *30.51*	**1:57.76** *30.86*	1.29	**Q**
3	3	**KLOTZ Matthew James**	USA	24 MAY 1996	0.66	27.18(3)	57.44(3) *30.26*	1:28.44(3) *31.00*	**1:59.65** *31.21*	3.18	**Q**
4	1	**KIRCHNER Alexander**	AUS	15 SEP 2002	0.76	29.47(4)	1:02.34(4) *32.87*	1:34.85(4) *32.51*	**2:06.27** *31.42*	9.80	
5	7	**HUANG Ching-Hsuan**	TPE	23 JUL 2000	0.71	29.81(5)	1:02.38(5) *32.57*	1:36.17(6) *33.79*	**2:06.52** *30.35*	10.05	
6	6	**TAMBORRINO Federico**	ITA	27 DEC 1994	0.64	30.79(8)	1:02.83(6) *32.04*	1:35.60(5) *32.77*	**2:07.80** *32.20*	11.33	
7	8	**LUCARINI Simone**	ITA	18 JUN 1992	0.79	30.37(6)	1:04.25(7) *33.88*	1:39.43(8) *35.18*	**2:13.45** *34.02*	16.98	
8	2	**ZINENKO Ivan**	UKR	20 DEC 1998	0.79	30.50(7)	1:04.58(8) *34.08*	1:39.07(7) *34.49*	**2:13.48** *34.41*	17.01	

Legend

Q = Qualified for the next phase **?** = Swim-Off **DSQ** = Disqualified **Q** = Qualified for the next phase **WR** = World Record

Results

Event 44
24 JUL 2017

200 m Freestyle - Men
Preliminary

	Record	Name	YOB	NOC	Location	Date
WR	1:52.99	s*FUJIHARA Satoi	1995	JPN	Samsun (TUR)	21 JUL 2017
DR	1:52.99	s*FUJIHARA Satoi	1995	JPN	Samsun (TUR)	21 JUL 2017

RANK	HEAT	LANE	SURNAME & NAME	NOC	BORN	R.T.	50m	100m	150m	TIME	GAP	
1	5	5	**PIORO Artur Zbigniew**	POL	15 MAY 1991	0.80	26.71	56.10 *29.39*	1:25.92 *29.82*	**1:55.05** *29.13*		**Q**
2	5	4	**FUJIHARA Satoi**	JPN	28 SEP 1995	0.59	27.22	56.59 *29.37*	1:26.41 *29.82*	**1:55.39** *28.98*	0.34	**Q**
3	4	4	**DENISOV Miron Mikhaylovi**	RUS	16 DEC 1993	0.73	26.73	56.35 *29.62*	1:26.31 *29.96*	**1:55.82** *29.51*	0.77	**Q**
4	6	5	**KABBACH Guilherme Maia**	BRA	11 JUN 1989	0.79	26.69	55.76 *29.07*	1:25.93 *30.17*	**1:56.47** *30.54*	1.42	**Q**
5	4	5	**GERMANO Luca**	ITA	26 MAY 1988	0.81	27.44	57.50 *30.06*	1:28.16 *30.66*	**1:57.04** *28.88*	1.99	**Q**
6	6	4	**OBOTIN Vitalii Alexandro**	RUS	22 MAY 1992	0.81	27.01	56.39 *29.38*	1:26.90 *30.51*	**1:57.76** *30.86*	2.71	**Q**
7	6	3	**KLOTZ Matthew James**	USA	24 MAY 1996	0.66	27.18	57.44 *30.26*	1:28.44 *31.00*	**1:59.65** *31.21*	4.60	**Q**
8	4	6	**YIN Haiqiang**	CHN	17 AUG 1998	0.73	28.23	58.80 *30.57*	1:30.75 *31.95*	**2:02.18** *31.43*	7.13	**Q**
9	5	2	**ZAULICHNYI Yevhen**	UKR	04 FEB 1997	0.82	29.04	1:01.13 *32.09*	1:32.92 *31.79*	**2:03.19** *30.27*	8.14	**R**
10	5	7	**YOUNG Nathan**	GBR	30 MAR 1999	0.76	28.32	59.19 *30.87*	1:31.41 *32.22*	**2:04.62** *33.21*	9.57	**R**
11	4	8	**NEVES Tiago Correia**	POR	14 SEP 1997	0.70	28.94	1:00.52 *31.58*	1:33.35 *32.83*	**2:05.50** *32.15*	10.45	
12	4	3	**CAI Jialuo**	CHN	24 DEC 1993	0.85	28.45	59.73 *31.28*	1:32.56 *32.83*	**2:06.11** *33.55*	11.06	
13	6	1	**KIRCHNER Alexander**	AUS	15 SEP 2002	0.76	29.47	1:02.34 *32.87*	1:34.85 *32.51*	**2:06.27** *31.42*	11.22	
14	6	7	**HUANG Ching-Hsuan**	TPE	23 JUL 2000	0.71	29.81	1:02.38 *32.57*	1:36.17 *33.79*	**2:06.52** *30.35*	11.47	
15	3	4	**HOPKINS Matthew Khoi**	USA	06 APR 2001	0.79	29.34	1:02.05 *32.71*	1:34.84 *32.79*	**2:06.54** *31.70*	11.49	
16	3	7	**STUPANS Rudolfs**	LAT	31 OCT 1999	0.60	29.46	1:02.59 *33.13*	1:35.71 *33.12*	**2:07.56** *31.85*	12.51	
17	6	6	**TAMBORRINO Federico**	ITA	27 DEC 1994	0.64	30.79	1:02.83 *32.04*	1:35.60 *32.77*	**2:07.80** *32.20*	12.75	
18	3	5	**FREUND Balazs**	HUN	16 NOV 2000	0.80	29.38	1:02.27 *32.89*	1:35.73 *33.46*	**2:08.75** *33.02*	13.70	
19	5	3	**KARNYSH Artem**	UKR	20 JAN 1992	0.67	30.52	1:03.49 *32.97*	1:37.09 *33.60*	**2:09.52** *32.43*	14.47	
20	5	8	**PANETTA Damiano**	CAN	13 FEB 1997	0.82	29.41	1:01.77 *32.36*	1:36.06 *34.29*	**2:09.79** *33.73*	14.74	
21	3	2	**ZOU Matthew**	USA	12 DEC 2001	0.67	30.53	1:03.72 *33.19*	1:36.82 *33.10*	**2:09.90** *33.08*	14.85	

Legend
Q = Qualified for the next phase **?** = Swim-Off **DSQ** = Disqualified **Q** = Qualified for the next phase
WR = World Record

RANK	HEAT	LANE	SURNAME & NAME	NOC	BORN	R.T.				TIME	GAP
22	3	1	**RAMIREZ CUADROS Daniel A**	COL	09 MAY 1976	0.80	30.25	1:03.69 *33.44*	1:37.14 *33.45*	**2:10.52** *33.38*	15.47
23	3	3	**KELLEHER Liam**	IRL	22 FEB 1999	0.58	30.03	1:03.31 *33.28*	1:37.26 *33.95*	**2:11.45** *34.19*	16.40
24	5	1	**BAXTER Thomas John**	GBR	13 JUL 1993	0.75	28.82	1:00.79 *31.97*	1:34.68 *33.89*	**2:11.73** *37.05*	16.68
25	2	4	**VAZDIKIS Artis**	LAT	22 MAY 2000	0.58	29.56	1:02.93 *33.37*	1:37.76 *34.83*	**2:11.87** *34.11*	16.82
26	4	2	**DENG Mingdong**	CHN	18 SEP 1989	0.89	28.68	1:01.07 *32.39*	1:35.80 *34.73*	**2:12.00** *36.20*	16.95
27	4	1	**SIEJO Mateusz**	POL	30 MAY 2000	0.69	29.80	1:03.09 *33.29*	1:38.12 *35.03*	**2:12.11** *33.99*	17.06
28	2	5	**FLYMAN Robin**	SWE	09 JUN 1995	0.91	30.82	1:04.93 *34.11*	1:40.28 *35.35*	**2:13.37** *33.09*	18.32
29	6	8	**LUCARINI Simone**	ITA	18 JUN 1992	0.79	30.37	1:04.25 *33.88*	1:39.43 *35.18*	**2:13.45** *34.02*	18.40
30	6	2	**ZINENKO Ivan**	UKR	20 DEC 1998	0.79	30.50	1:04.58 *34.08*	1:39.07 *34.49*	**2:13.48** *34.41*	18.43
31	3	6	**KUO Ting-Yu**	TPE	25 SEP 2002	0.77	30.50	1:05.21 *34.71*	1:40.54 *35.33*	**2:14.62** *34.08*	19.57
32	3	8	**VAN WYK Brandon**	CAN	20 FEB 1995	0.77	31.35	1:05.55 *34.20*	1:40.98 *35.43*	**2:14.65** *33.67*	19.60
33	4	7	**KRAMARCZYK Jakub**	POL	01 APR 2001	0.64	30.74	1:05.93 *35.19*	1:41.30 *35.37*	**2:15.28** *33.98*	20.23
34	1	5	**YERMEKPAYEV Marat**	KAZ	17 FEB 1981	0.77	31.10	1:05.29 *34.19*	1:42.71 *37.42*	**2:20.35** *37.64*	25.30
35	1	4	**HUGHES Henry Vincent**	AUS	19 JAN 2004	0.64	32.24	1:08.81 *36.57*	1:47.21 *38.40*	**2:20.48** *33.27*	25.43
36	2	7	**OZYALCIN Ali**	TUR	15 JUN 2000	0.71	35.10	1:14.61 *39.51*	1:54.06 *39.45*	**2:28.67** *34.61*	33.62
37	2	6	**TURMUDZI Iiham Achmad**	INA	09 JUL 1998	0.67	34.10	1:11.53 *37.43*	1:50.30 *38.77*	**2:28.94** *38.64*	33.89
38	1	3	**SIAVICHAY Luis**	ECU	01 AUG 1999	0.80	33.81	1:13.64 *39.83*	1:54.79 *41.15*	**2:34.68** *39.89*	39.63
NOT CLASSIFIED											
	5	6	**LYTVYNENKO Oleksii**	UKR	30 SEP 1996					**DNF**	
	2	2	**CAMARA Sekouba M**	MLI	29 JUL 1973					**DNS**	
	2	3	**BLACKBURN Jacob**	CAN	29 JUN 2001					**DNS**	

Legend

Q = Qualified for the next phase **?** = Swim-Off **DSQ** = Disqualified **Q** = Qualified for the next phase **WR** = World Record

Medallists

MEDAL	SURNAME & NAME	NOC

400 m Freestyle - Men

GOLD	**FUJIHARA Satoi**	**JPN**
SILVER	**PIORO Artur Zbigniew**	**POL**
BRONZE	**TAMBORRINO Federico**	**ITA**

Results

RANK	LANE	SURNAME & NAME	NOC	BORN	R.T.	TIME	GAP
	50m	100m	150m	200m	250m	300m	350m

Event 10
20 JUL 2017

400 m Freestyle - Men

Record		Name	YOB	NOC	Location	Date
WR	**3:53.40**	**FLOAT Jeffrey**	USA		Berlin (GER)	23 AUG 1978
DR	**4:05.01**	**PIORO Artur**	POL		Sofia (BUL)	31 JUL 2013

Final

1	4	**FUJIHARA Satoi**	JPN	28 SEP 1995			0.74	**3:57.90**		*DR*
	27.35(1)	56.90(1)	1:27.12(1)	1:57.51(2)	2:27.77(1)	2:57.97(1)	3:28.18(1)			
		29.55	*30.22*	*30.39*	*30.26*	*30.20*	*30.21*	*29.72*		
2	3	**PIORO Artur Zbigniew**	POL	15 MAY 1991			0.81	**4:02.74**	4.84	
	27.49(2)	56.95(2)	1:27.18(2)	1:57.49(1)	2:28.50(2)	2:59.87(2)	3:31.86(2)			
		29.46	*30.23*	*30.31*	*31.01*	*31.37*	*31.99*	*30.88*		
3	5	**TAMBORRINO Federico**	ITA	27 DEC 1994			0.74	**4:07.73**	9.83	
	29.75(7)	1:00.53(6)	1:32.00(3)	2:03.58(3)	2:34.74(3)	3:06.23(3)	3:37.36(3)			
		30.78	*31.47*	*31.58*	*31.16*	*31.49*	*31.13*	*30.37*		
4	8	**KARNYSH Artem**	UKR	20 JAN 1992			0.79	**4:11.51**	13.61	
	29.46(6)	1:00.64(7)	1:32.69(6)	2:04.91(4)	2:36.45(4)	3:08.54(4)	3:40.32(4)			
		31.18	*32.05*	*32.22*	*31.54*	*32.09*	*31.78*	*31.19*		
5	6	**STOJANOSKI Andrej**	MKD	04 SEP 1994			0.77	**4:12.75**	14.85	
	28.34(3)	1:00.00(4)	1:32.54(5)	2:05.07(5)	2:37.46(5)	3:10.05(5)	3:42.09(5)			
		31.66	*32.54*	*32.53*	*32.39*	*32.59*	*32.04*	*30.66*		
6	1	**GRISHIN Leonid Aleksandr**	RUS	04 JUL 1991			0.76	**4:13.87**	15.97	
	29.22(5)	1:00.42(5)	1:32.71(7)	2:05.37(6)	2:37.51(6)	3:10.19(6)	3:42.32(6)			
		31.20	*32.29*	*32.66*	*32.14*	*32.68*	*32.13*	*31.55*		
7	2	**OBOTIN Vitalii Alexandro**	RUS	22 MAY 1992			0.69	**4:19.97**	22.07	
	28.47(4)	59.73(3)	1:32.22(4)	2:05.46(7)	2:39.33(7)	3:13.07(7)	3:46.97(7)			
		31.26	*32.49*	*33.24*	*33.87*	*33.74*	*33.90*	*33.00*		
8	7	**MCCOMISH Jack Gordon**	GBR	01 JUN 1995			0.79	**4:37.09**	39.19	
	30.39(8)	1:05.19(8)	1:40.63(8)	2:16.27(8)	2:51.76(8)	3:27.51(8)	4:02.79(8)			
		34.80	*35.44*	*35.64*	*35.49*	*35.75*	*35.28*	*34.30*		

Legend

Q = Qualified for the next phase **?** = Swim-Off **DSQ** = Disqualified **Q** = Qualified for the next phase **WR** = World Record

Results

Event 2
20 JUL 2017

400 m Freestyle - Men
Preliminary

Record		Name	YOB	NOC	Location	Date
WR	3:53.40	FLOAT Jeffrey		USA	Berlin (GER)	23 AUG 1978
DR	4:05.01	PIORO Artur		POL	Sofia (BUL)	31 JUL 2013

Heat 1 of 3

1	6	**BROWN Tyler**		USA	01 AUG 2001		0.81	**4:47.37**			
	31.07(2)	1:06.58(2)	1:43.17(1)	2:19.84(1)	2:56.82(1)	3:34.29(1)	4:10.61(1)				
		35.51	*36.59*	*36.67*	*36.98*	*37.47*	*36.32*	*36.76*			
2	7	**FLYMAN Robin**		SWE	09 JUN 1995		0.89	**4:52.10**	4.73		
	31.63(3)	1:07.97(3)	1:45.68(3)	2:23.36(3)	3:02.10(3)	3:39.75(2)	4:16.75(2)				
		36.34	*37.71*	*37.68*	*38.74*	*37.65*	*37.00*	*35.35*			
3	3	**HUGHES Henry Vincent**		AUS	19 JAN 2004		0.75	**4:54.44**	7.07		
	32.67(5)	1:10.28(6)	1:49.14(5)	2:27.30(5)	3:05.82(4)	3:44.26(4)	4:21.30(4)				
		37.61	*38.86*	*38.16*	*38.52*	*38.44*	*37.04*	*33.14*			
4	5	**BLACKBURN Jacob**		CAN	29 JUN 2001		0.65	**4:56.24**	8.87		
	30.80(1)	1:06.32(1)	1:43.96(2)	2:22.33(2)	3:01.22(2)	3:40.18(3)	4:18.66(3)				
		35.52	*37.64*	*38.37*	*38.89*	*38.96*	*38.48*	*37.58*			
5	1	**YERMEKPAYEV Marat**		KAZ	17 FEB 1981		0.96	**5:07.03**	19.66		
	32.00(4)	1:08.45(4)	1:46.95(4)	2:27.29(4)	3:07.45(5)	3:48.44(5)	4:28.36(5)				
		36.45	*38.50*	*40.34*	*40.16*	*40.99*	*39.92*	*38.67*			
6	2	**OZYALCIN Ali**		TUR	15 JUN 2000		0.87	**5:20.30**	32.93		
	33.29(6)	1:09.60(5)	1:49.83(6)	2:31.99(6)	3:14.43(6)	3:58.25(6)	4:40.29(6)				
		36.31	*40.23*	*42.16*	*42.44*	*43.82*	*42.04*	*40.01*			
7	8	**SANCHEZ Alejandro Angel**		ECU	31 AUG 1996		0.77	**5:29.15**	41.78		
	34.46(7)	1:12.94(7)	1:53.96(7)	2:35.90(7)	3:19.46(7)	4:03.32(7)	4:46.97(7)				
		38.48	*41.02*	*41.94*	*43.56*	*43.86*	*43.65*	*42.18*			

Heat 2 of 3

1	4	**PIORO Artur Zbigniew**		POL	15 MAY 1991		0.81	**4:11.09**			**Q**
	28.48(2)	59.98(2)	1:31.81(2)	2:04.23(2)	2:36.32(2)	3:07.93(1)	3:40.41(1)				
		31.50	*31.83*	*32.42*	*32.09*	*31.61*	*32.48*	*30.68*			
2	3	**STOJANOSKI Andrej**		MKD	04 SEP 1994		0.64	**4:11.90**	0.81		**Q**
	28.15(1)	59.43(1)	1:31.35(1)	2:03.45(1)	2:35.86(1)	3:08.57(2)	3:41.26(2)				
		31.28	*31.92*	*32.10*	*32.41*	*32.71*	*32.69*	*30.64*			
3	5	**MCCOMISH Jack Gordon**		GBR	01 JUN 1995		0.71	**4:13.03**	1.94		**Q**
	29.08(5)	1:00.84(4)	1:32.99(4)	2:05.30(4)	2:37.61(4)	3:09.87(3)	3:42.35(3)				
		31.76	*32.15*	*32.31*	*32.31*	*32.26*	*32.48*	*30.68*			
4	6	**GRISHIN Leonid Aleksandr**		RUS	04 JUL 1991		0.76	**4:15.11**	4.02		**Q**
	28.77(3)	1:00.34(3)	1:32.44(3)	2:04.88(3)	2:37.55(3)	3:10.26(4)	3:42.81(4)				
		31.57	*32.10*	*32.44*	*32.67*	*32.71*	*32.55*	*32.30*			
5	7	**ZAULICHNYI Yevhen**		UKR	04 FEB 1997		0.84	**4:25.05**	13.96		
	29.47(6)	1:01.95(6)	1:35.63(6)	2:09.64(5)	2:43.73(5)	3:18.26(5)	3:51.98(5)				
		32.48	*33.68*	*34.01*	*34.09*	*34.53*	*33.72*	*33.07*			
6	2	**HOPKINS Matthew Khoi**		USA	06 APR 2001		0.68	**4:29.87**	18.78		
	28.81(4)	1:01.76(5)	1:35.02(5)	2:09.99(6)	2:45.29(6)	3:20.45(6)	3:55.66(6)				
		32.95	*33.26*	*34.97*	*35.30*	*35.16*	*35.21*	*34.21*			
7	1	**HUANG Ching-Hsuan**		TPE	23 JUL 2000		0.72	**4:40.92**	29.83		
	30.92(8)	1:04.76(8)	1:39.46(7)	2:15.37(7)	2:52.18(7)	3:29.30(7)	4:05.42(7)				
		33.84	*34.70*	*35.91*	*36.81*	*37.12*	*36.12*	*35.50*			
8	8	**PANETTA Damiano**		CAN	13 FEB 1997		0.89	**4:42.70**	31.61		
	30.83(7)	1:04.52(7)	1:40.33(8)	2:16.34(8)	2:52.89(8)	3:29.58(8)	4:06.68(8)				
		33.69	*35.81*	*36.01*	*36.55*	*36.69*	*37.10*	*36.02*			

Heat 3 of 3

1	4	**FUJIHARA Satoi**		JPN	28 SEP 1995		0.81	**4:05.13**			**Q**
	27.54(1)	57.19(1)	1:27.46(1)	1:58.44(1)	2:29.80(1)	3:01.51(1)	3:33.09(1)				
		29.65	*30.27*	*30.98*	*31.36*	*31.71*	*31.58*	*32.04*			
2	3	**TAMBORRINO Federico**		ITA	27 DEC 1994		0.69	**4:09.14**	4.01		**Q**
	29.92(6)	1:00.74(6)	1:31.92(4)	2:03.55(3)	2:34.88(2)	3:06.59(2)	3:37.94(2)				
		30.82	*31.18*	*31.63*	*31.33*	*31.71*	*31.35*	*31.20*			
3	5	**OBOTIN Vitalii Alexandro**		RUS	22 MAY 1992		0.81	**4:11.97**	6.84		**Q**
	28.36(3)	58.59(2)	1:30.32(2)	2:02.72(2)	2:35.21(3)	3:07.63(3)	3:40.21(3)				
		30.23	*31.73*	*32.40*	*32.49*	*32.42*	*32.58*	*31.76*			
4	6	**KARNYSH Artem**		UKR	20 JAN 1992		0.79	**4:16.09**	10.96		**Q**
	28.91(5)	59.85(4)	1:32.13(5)	2:05.28(4)	2:38.15(4)	3:11.10(4)	3:44.30(4)				
		30.94	*32.28*	*33.15*	*32.87*	*32.95*	*33.20*	*31.79*			

Legend

Q = Qualified for the next phase **?** = Swim-Off **DSQ** = Disqualified **Q** = Qualified for the next phase
WR = World Record

RANK	LANE	SURNAME & NAME	NOC	BORN		R.T.	TIME	GAP	
5	7	**ZINENKO Ivan**	UKR	20 DEC 1998		0.77	**4:17.64**	12.51	**R**
	29.92(6)	1:02.13(7) 1:35.18(7)	2:08.50(6)	2:41.94(5)	3:14.83(5)	3:47.22(5)			
		32.21 *33.05*	*33.32*	*33.44*	*32.89*	*32.39*	*30.42*		
6	1	**KRAMARCZYK Jakub**	POL	01 APR 2001		0.80	**4:25.68**	20.55	**R**
	28.66(4)	1:00.67(5) 1:34.90(6)	2:09.38(7)	2:43.90(8)	3:18.46(7)	3:52.99(7)			
		32.01 *34.23*	*34.48*	*34.52*	*34.56*	*34.53*	*32.69*		
7	8	**HOLDBROOK Kieran**	GBR	13 JUN 1999		0.80	**4:26.35**	21.22	
	30.06(8)	1:03.01(8) 1:36.79(8)	2:10.60(8)	2:43.79(7)	3:17.58(6)	3:52.02(6)			
		32.95 *33.78*	*33.81*	*33.19*	*33.79*	*34.44*	*34.33*		
8	2	**YIN Haiqiang**	CHN	17 AUG 1998		0.74	**4:32.67**	27.54	
	27.89(2)	58.76(3) 1:31.43(3)	2:06.17(5)	2:42.10(6)	3:18.83(8)	3:55.75(8)			
		30.87 *32.67*	*34.74*	*35.93*	*36.73*	*36.92*	*36.92*		
9	9	**ENRIQUEZ Yuliam Riveido**	COL	28 MAR 2004		0.77	**4:41.21**	36.08	
		1:05.74(9)	2:17.39(9)		3:31.33(9)	4:07.05(9)			
						35.72	*34.16*		

Legend

Q = Qualified for the next phase **?** = Swim-Off **DSQ** = Disqualified **Q** = Qualified for the next phase

WR = World Record

Results

Event 2
20 JUL 2017

400 m Freestyle - Men
Preliminary

	Record	Name	YOB	NOC	Location	Date
WR	3:53.40	FLOAT Jeffrey		USA	Berlin (GER)	23 AUG 1978
DR	4:05.01	PIORO Artur		POL	Sofia (BUL)	31 JUL 2013

RANK	HEAT	LANE	SURNAME & NAME	NOC	BORN	R.T.	TIME	GAP	
		50m	100m	150m	200m	250m	300m	350m	
1	3	4	**FUJIHARA Satoi**	JPN	28 SEP 1995	0.81	**4:05.13**		**Q**
		27.54	57.19	1:27.46	1:58.44	2:29.80	3:01.51	3:33.09	
			29.65	*30.27*	*30.98*	*31.36*	*31.71*	*31.58*	*32.04*
2	3	3	**TAMBORRINO Federico**	ITA	27 DEC 1994	0.69	**4:09.14**	4.01	**Q**
		29.92	1:00.74	1:31.92	2:03.55	2:34.88	3:06.59	3:37.94	
			30.82	*31.18*	*31.63*	*31.33*	*31.71*	*31.35*	*31.20*
3	2	4	**PIORO Artur Zbigniew**	POL	15 MAY 1991	0.81	**4:11.09**	5.96	**Q**
		28.48	59.98	1:31.81	2:04.23	2:36.32	3:07.93	3:40.41	
			31.50	*31.83*	*32.42*	*32.09*	*31.61*	*32.48*	*30.68*
4	2	3	**STOJANOSKI Andrej**	MKD	04 SEP 1994	0.64	**4:11.90**	6.77	**Q**
		28.15	59.43	1:31.35	2:03.45	2:35.86	3:08.57	3:41.26	
			31.28	*31.92*	*32.10*	*32.41*	*32.71*	*32.69*	*30.64*
5	3	5	**OBOTIN Vitalii Alexandro**	RUS	22 MAY 1992	0.81	**4:11.97**	6.84	**Q**
		28.36	58.59	1:30.32	2:02.72	2:35.21	3:07.63	3:40.21	
			30.23	*31.73*	*32.40*	*32.49*	*32.42*	*32.58*	*31.76*
6	2	5	**MCCOMISH Jack Gordon**	GBR	01 JUN 1995	0.71	**4:13.03**	7.90	**Q**
		29.08	1:00.84	1:32.99	2:05.30	2:37.61	3:09.87	3:42.35	
			31.76	*32.15*	*32.31*	*32.31*	*32.26*	*32.48*	*30.68*
7	2	6	**GRISHIN Leonid Aleksandr**	RUS	04 JUL 1991	0.76	**4:15.11**	9.98	**Q**
		28.77	1:00.34	1:32.44	2:04.88	2:37.55	3:10.26	3:42.81	
			31.57	*32.10*	*32.44*	*32.67*	*32.71*	*32.55*	*32.30*
8	3	6	**KARNYSH Artem**	UKR	20 JAN 1992	0.79	**4:16.09**	10.96	**Q**
		28.91	59.85	1:32.13	2:05.28	2:38.15	3:11.10	3:44.30	
			30.94	*32.28*	*33.15*	*32.87*	*32.95*	*33.20*	*31.79*
9	3	7	**ZINENKO Ivan**	UKR	20 DEC 1998	0.77	**4:17.64**	12.51	**R**
		29.92	1:02.13	1:35.18	2:08.50	2:41.94	3:14.83	3:47.22	
			32.21	*33.05*	*33.32*	*33.44*	*32.89*	*32.39*	*30.42*
10	2	7	**ZAULICHNYI Yevhen**	UKR	04 FEB 1997	0.84	**4:25.05**	19.92	
		29.47	1:01.95	1:35.63	2:09.64	2:43.73	3:18.26	3:51.98	
			32.48	*33.68*	*34.01*	*34.09*	*34.53*	*33.72*	*33.07*
11	3	1	**KRAMARCZYK Jakub**	POL	01 APR 2001	0.80	**4:25.68**	20.55	**R**
		28.66	1:00.67	1:34.90	2:09.38	2:43.90	3:18.46	3:52.99	
			32.01	*34.23*	*34.48*	*34.52*	*34.56*	*34.53*	*32.69*
12	3	8	**HOLDBROOK Kieran**	GBR	13 JUN 1999	0.80	**4:26.35**	21.22	
		30.06	1:03.01	1:36.79	2:10.60	2:43.79	3:17.58	3:52.02	
			32.95	*33.78*	*33.81*	*33.19*	*33.79*	*34.44*	*34.33*
13	2	2	**HOPKINS Matthew Khoi**	USA	06 APR 2001	0.68	**4:29.87**	24.74	
		28.81	1:01.76	1:35.02	2:09.99	2:45.29	3:20.45	3:55.66	
			32.95	*33.26*	*34.97*	*35.30*	*35.16*	*35.21*	*34.21*
14	3	2	**YIN Haiqiang**	CHN	17 AUG 1998	0.74	**4:32.67**	27.54	
		27.89	58.76	1:31.43	2:06.17	2:42.10	3:18.83	3:55.75	
			30.87	*32.67*	*34.74*	*35.93*	*36.73*	*36.92*	*36.92*
15	2	1	**HUANG Ching-Hsuan**	TPE	23 JUL 2000	0.72	**4:40.92**	35.79	
		30.92	1:04.76	1:39.46	2:15.37	2:52.18	3:29.30	4:05.42	
			33.84	*34.70*	*35.91*	*36.81*	*37.12*	*36.12*	*35.50*
16	3	9	**ENRIQUEZ Yuliam Riveido**	COL	28 MAR 2004	0.77	**4:41.21**	36.08	
			1:05.74		2:17.39		3:31.33	4:07.05	
								35.72	*34.16*
17	2	8	**PANETTA Damiano**	CAN	13 FEB 1997	0.89	**4:42.70**	37.57	
		30.83	1:04.52	1:40.33	2:16.34	2:52.89	3:29.58	4:06.68	
			33.69	*35.81*	*36.01*	*36.55*	*36.69*	*37.10*	*36.02*
18	1	6	**BROWN Tyler**	USA	01 AUG 2001	0.81	**4:47.37**	42.24	
		31.07	1:06.58	1:43.17	2:19.84	2:56.82	3:34.29	4:10.61	
			35.51	*36.59*	*36.67*	*36.98*	*37.47*	*36.32*	*36.76*
19	1	7	**FLYMAN Robin**	SWE	09 JUN 1995	0.89	**4:52.10**	46.97	
		31.63	1:07.97	1:45.68	2:23.36	3:02.10	3:39.75	4:16.75	
			36.34	*37.71*	*37.68*	*38.74*	*37.65*	*37.00*	*35.35*
20	1	3	**HUGHES Henry Vincent**	AUS	19 JAN 2004	0.75	**4:54.44**	49.31	
		32.67	1:10.28	1:49.14	2:27.30	3:05.82	3:44.26	4:21.30	
			37.61	*38.86*	*38.16*	*38.52*	*38.44*	*37.04*	*33.14*
21	1	5	**BLACKBURN Jacob**	CAN	29 JUN 2001	0.65	**4:56.24**	51.11	
		30.80	1:06.32	1:43.96	2:22.33	3:01.22	3:40.18	4:18.66	
			35.52	*37.64*	*38.37*	*38.89*	*38.96*	*38.48*	*37.58*

Legend

Q = Qualified for the next phase **?** = Swim-Off **DSQ** = Disqualified **Q** = Qualified for the next phase
WR = World Record

RANK	HEAT	LANE	SURNAME & NAME	NOC	BORN	R.T.	TIME	GAP
22	1	1	**YERMEKPAYEV Marat**	KAZ	17 FEB 1981	0.96	**5:07.03**	61.90
		32.00	1:08.45 (*36.45*) 1:46.95 (*38.50*)	2:27.29 (*40.34*)	3:07.45 (*40.16*) 3:48.44 (*40.99*)	4:28.36 (*39.92*)	(*38.67*)	
23	1	2	**OZYALCIN Ali**	TUR	15 JUN 2000	0.87	**5:20.30**	75.17
		33.29	1:09.60 (*36.31*) 1:49.83 (*40.23*)	2:31.99 (*42.16*)	3:14.43 (*42.44*) 3:58.25 (*43.82*)	4:40.29 (*42.04*)	(*40.01*)	
24	1	8	**SANCHEZ Alejandro Angel**	ECU	31 AUG 1996	0.77	**5:29.15**	84.02
		34.46	1:12.94 (*38.48*) 1:53.96 (*41.02*)	2:35.90 (*41.94*)	3:19.46 (*43.56*) 4:03.32 (*43.86*)	4:46.97 (*43.65*)	(*42.18*)	

Legend

Q = Qualified for the next phase **?** = Swim-Off **DSQ** = Disqualified **Q** = Qualified for the next phase

WR = World Record

Medallists

MEDAL	SURNAME & NAME	NOC

1500 m Freestyle - Men

GOLD	**FUJIHARA Satoi**	**JPN**
SILVER	**TAMBORRINO Federico**	**ITA**
BRONZE	**PIORO Artur Zbigniew**	**POL**

Results

RANK	LANE	SURNAME & NAME	NOC	BORN	R.T.	TIME	GAP
50m	100m	150m	200m	250m	300m	350m	400m
450m	500m	550m	600m	650m	700m	750m	800m
850m	900m	950m	1000m	1050m	1100m	1150m	1200m
1250m	1300m	1350m	1400m	1450m			

Event 68

25 JUL 2017

1500 m Freestyle - Men

Record		Name	YOB	NOC	Location	Date
WR	**15:40.70**	**FUJIHARA Satoi**	JPN		Yokohama (JPN)	06 SEP 2014
DR	**16:08.56**	**PARKIN Terence**	RSA		Taipei (TPE)	13 SEP 2009

Final

1	4	**FUJIHARA Satoi**	JPN	28 SEP 1995		0.71	**15:37.64**		*WR-DR*
28.49(1)	59.05(1)	1:29.90(1)	2:01.16(1)	2:32.49(1)	3:03.80(1)	3:34.82(1)	4:06.07(1)		
	30.56	*30.85*	*31.26*	*31.33*	*31.31*	*31.02*	*31.25*		
4:37.63(1)	5:09.27(1)	5:40.39(1)	6:11.80(1)	6:43.52(1)	7:15.19(1)	7:46.24(1)	8:17.56(1)		
31.56	*31.64*	*31.12*	*31.41*	*31.72*	*31.67*	*31.05*	*31.32*		
8:48.83(1)	9:20.18(1)	9:51.38(1)	10:22.99(1)	10:54.65(1)	11:26.21(1)	11:57.60(1)	12:29.15(1)		
31.27	*31.35*	*31.20*	*31.61*	*31.66*	*31.56*	*31.39*	*31.55*		
13:00.82(1)	13:32.68(1)	14:04.00(1)	14:36.08(1)	15:07.56(1)					
31.67	*31.86*	*31.32*	*32.08*	*31.48*	*30.08*				
2	5	**TAMBORRINO Federico**	ITA	27 DEC 1994		0.82	**16:00.93**	23.29	
30.22(8)	1:01.80(5)	1:33.84(4)	2:05.83(3)	2:37.97(3)	3:10.08(3)	3:42.17(3)	4:14.28(3)		
	31.58	*32.04*	*31.99*	*32.14*	*32.11*	*32.09*	*32.11*		
4:46.42(3)	5:18.54(3)	5:50.54(3)	6:22.62(3)	6:54.59(3)	7:26.62(3)	7:58.92(3)	8:30.99(3)		
32.14	*32.12*	*32.00*	*32.08*	*31.97*	*32.03*	*32.30*	*32.07*		
9:03.20(2)	9:34.87(2)	10:07.14(2)	10:39.07(2)	11:11.25(2)	11:43.29(2)	12:15.57(2)	12:47.83(2)		
32.21	*31.67*	*32.27*	*31.93*	*32.18*	*32.04*	*32.28*	*32.26*		
13:20.27(2)	13:52.74(2)	14:25.02(2)	14:57.19(2)	15:29.48(2)					
32.44	*32.47*	*32.28*	*32.17*	*32.29*	*31.45*				
3	3	**PIORO Artur Zbigniew**	POL	15 MAY 1991		0.71	**16:12.34**	34.70	
29.03(2)	1:00.13(2)	1:31.56(2)	2:03.33(2)	2:35.26(2)	3:07.31(2)	3:39.31(2)	4:11.43(2)		
	31.10	*31.43*	*31.77*	*31.93*	*32.05*	*32.00*	*32.12*		
4:43.59(2)	5:15.87(2)	5:48.33(2)	6:20.59(2)	6:53.14(2)	7:25.57(2)	7:58.22(2)	8:30.80(2)		
32.16	*32.28*	*32.46*	*32.26*	*32.55*	*32.43*	*32.65*	*32.58*		
9:03.38(3)	9:35.89(3)	10:08.37(3)	10:40.94(3)	11:13.57(3)	11:46.25(3)	12:19.24(3)	12:52.11(3)		
32.58	*32.51*	*32.48*	*32.57*	*32.63*	*32.68*	*32.99*	*32.87*		
13:25.21(3)	13:58.44(3)	14:31.64(3)	15:05.43(3)	15:39.40(3)					
33.10	*33.23*	*33.20*	*33.79*	*33.97*	*32.94*				
4	1	**OBOTIN Vitalii Alexandro**	RUS	22 MAY 1992		0.78	**16:33.91**	56.27	
29.14(3)	1:00.97(3)	1:33.50(3)	2:06.38(4)	2:39.15(4)	3:11.98(4)	3:44.93(4)	4:18.27(4)		
	31.83	*32.53*	*32.88*	*32.77*	*32.83*	*32.95*	*33.34*		
4:51.64(4)	5:25.04(4)	5:58.24(4)	6:32.09(4)	7:05.37(4)	7:38.95(4)	8:12.09(4)	8:45.63(4)		
33.37	*33.40*	*33.20*	*33.85*	*33.28*	*33.58*	*33.14*	*33.54*		
9:19.14(4)	9:52.67(4)	10:26.24(4)	11:00.14(4)	11:33.46(4)	12:07.19(4)	12:40.70(4)	13:14.38(4)		
33.51	*33.53*	*33.57*	*33.90*	*33.32*	*33.73*	*33.51*	*33.68*		
13:47.87(4)	14:21.27(4)	14:54.66(4)	15:27.85(4)	16:00.96(4)					
33.49	*33.40*	*33.39*	*33.19*	*33.11*	*32.95*				
5	2	**TORISHNII Filipp**	RUS	08 APR 2000		0.77	**16:38.95**	61.31	
29.90(7)	1:02.93(8)	1:35.95(7)	2:08.95(6)	2:42.34(6)	3:15.69(6)	3:49.49(5)	4:22.57(5)		
	33.03	*33.02*	*33.00*	*33.39*	*33.35*	*33.80*	*33.08*		
4:55.85(5)	5:29.38(5)	6:02.99(5)	6:36.39(5)	7:09.93(5)	7:43.02(5)	8:16.75(5)	8:50.28(5)		
33.28	*33.53*	*33.61*	*33.40*	*33.54*	*33.09*	*33.73*	*33.53*		
9:23.99(5)	9:57.79(5)	10:31.62(5)	11:05.04(5)	11:38.74(5)	12:12.02(5)	12:45.86(5)	13:19.37(5)		
33.71	*33.80*	*33.83*	*33.42*	*33.70*	*33.28*	*33.84*	*33.51*		
13:53.20(5)	14:26.93(5)	15:00.76(5)	15:34.23(5)	16:07.24(5)					
33.83	*33.73*	*33.83*	*33.47*	*33.01*	*31.71*				
6	7	**KRAMARCZYK Jakub**	POL	01 APR 2001		0.66	**16:49.25**	71.61	
29.84(6)	1:02.60(7)	1:35.96(8)	2:09.92(8)	2:43.77(8)	3:17.82(7)	3:51.60(7)	4:25.59(7)		
	32.76	*33.36*	*33.96*	*33.85*	*34.05*	*33.78*	*33.99*		
4:59.27(7)	5:32.98(6)	6:06.60(6)	6:40.83(6)	7:14.52(6)	7:48.43(6)	8:22.16(6)	8:56.62(6)		
33.68	*33.71*	*33.62*	*34.23*	*33.69*	*33.91*	*33.73*	*34.46*		
9:30.25(6)	10:04.43(6)	10:38.53(6)	11:12.85(6)	11:46.45(6)	12:20.47(6)	12:54.36(6)	13:28.46(6)		
33.63	*34.18*	*34.10*	*34.32*	*33.60*	*34.02*	*33.89*	*34.10*		
14:02.34(6)	14:36.04(6)	15:09.59(6)	15:43.09(6)	16:17.14(6)					
33.88	*33.70*	*33.55*	*33.50*	*34.05*	*32.11*				
7	6	**TSUDA Yuta**	JPN	05 MAY 2001		0.78	**17:02.56**	84.92	
29.56(5)	1:01.56(4)	1:34.59(5)	2:07.92(5)	2:41.66(5)	3:15.45(5)	3:49.71(6)	4:24.14(6)		
	32.00	*33.03*	*33.33*	*33.74*	*33.79*	*34.26*	*34.43*		
4:58.61(6)	5:33.24(7)	6:07.39(7)	6:41.98(7)	7:15.91(7)	7:50.14(7)	8:24.77(7)	8:59.64(7)		
34.47	*34.63*	*34.15*	*34.59*	*33.93*	*34.23*	*34.63*	*34.87*		
9:34.07(7)	10:08.87(7)	10:43.33(7)	11:18.05(7)	11:52.70(7)	12:27.27(7)	13:02.01(7)	13:36.45(7)		
34.43	*34.80*	*34.46*	*34.72*	*34.65*	*34.57*	*34.74*	*34.44*		
14:11.20(7)	14:45.81(7)	15:20.85(7)	15:55.56(7)	16:29.19(7)					
34.75	*34.61*	*35.04*	*34.71*	*33.63*	*33.37*				

Legend

Q = Qualified for the next phase **?** = Swim-Off **DSQ** = Disqualified **Q** = Qualified for the next phase
WR = World Record

RANK	LANE	SURNAME & NAME	NOC	BORN	R.T.	TIME	GAP
8	8	**STOJANOSKI Andrej**	MKD	04 SEP 1994	0.58	**17:12.39**	94.75

29.30(4)	1:01.87(6)	1:35.42(6)	2:09.41(7)	2:43.76(7)	3:18.16(8)	3:52.78(8)	4:27.52(8)
	32.57	*33.55*	*33.99*	*34.35*	*34.40*	*34.62*	*34.74*
5:02.52(8)	5:37.44(8)	6:12.62(8)	6:47.65(8)	7:22.84(8)	7:57.76(8)	8:32.99(8)	9:07.95(8)
35.00	*34.92*	*35.18*	*35.03*	*35.19*	*34.92*	*35.23*	*34.96*
9:42.92(8)	10:17.72(8)	10:52.70(8)	11:27.52(8)	12:02.57(8)	12:37.36(8)	13:12.56(8)	13:47.40(8)
34.97	*34.80*	*34.98*	*34.82*	*35.05*	*34.79*	*35.20*	*34.84*
14:22.44(8)	14:57.57(8)	15:32.65(8)	16:07.39(8)	16:40.50(8)			
35.04	*35.13*	*35.08*	*34.74*	*33.11*	*31.89*		

Legend

Q = Qualified for the next phase **?** = Swim-Off **DSQ** = Disqualified **Q** = Qualified for the next phase

WR = World Record

Results

RANK	LANE	SURNAME & NAME	NOC	BORN	R.T.	TIME	GAP
50m	100m	150m	200m	250m	300m	350m	400m
450m	500m	550m	600m	650m	700m	750m	800m
850m	900m	950m	1000m	1050m	1100m	1150m	1200m
1250m	1300m	1350m	1400m	1450m			

Event 48
24 JUL 2017

1500 m Freestyle - Men
Preliminary

Record		Name	YOB	NOC	Location	Date
WR	**15:40.70**	**FUJIHARA Satoi**	JPN		Yokohama (JPN)	06 SEP 2014
DR	**16:08.56**	**PARKIN Terence**	RSA		Taipei (TPE)	13 SEP 2009

Heat 1 of 3

1	4	**OBOTIN Vitalii Alexandro**	RUS	22 MAY 1992			0.83	**17:10.94**		**Q**
30.39(3)	1:04.40(2)	1:38.91(2)	2:14.04(3)	2:48.57(3)	3:23.30(3)	3:58.39(3)	4:33.16(3)			
	34.01	*34.51*	*35.13*	*34.53*	*34.73*	*35.09*	*34.77*			
5:07.97(3)	5:43.02(3)	6:17.73(3)	6:52.59(3)	7:27.25(3)	8:02.04(2)	8:36.96(2)	9:11.78(2)			
34.81	*35.05*	*34.71*	*34.86*	*34.66*	*34.79*	*34.92*	*34.82*			
9:46.49(2)	10:20.89(2)	10:55.33(2)	11:29.67(2)	12:03.93(1)	12:38.23(1)	13:12.67(1)	13:47.28(1)			
34.71	*34.40*	*34.44*	*34.34*	*34.26*	*34.30*	*34.44*	*34.61*			
14:21.54(1)	14:55.65(1)	15:29.92(1)	16:04.07(1)	16:37.63(1)						
34.26	*34.11*	*34.27*	*34.15*	*33.56*	*33.31*					
2	5	**STOJANOSKI Andrej**	MKD	04 SEP 1994			0.74	**17:14.24**	3.30	**Q**
30.12(2)	1:03.44(1)	1:37.89(1)	2:12.16(1)	2:46.68(1)	3:21.22(1)	3:55.96(1)	4:30.79(1)			
	33.32	*34.45*	*34.27*	*34.52*	*34.54*	*34.74*	*34.83*			
5:05.58(1)	5:40.56(1)	6:15.62(1)	6:50.36(1)	7:25.33(1)	8:00.29(1)	8:35.02(1)	9:10.00(1)			
34.79	*34.98*	*35.06*	*34.74*	*34.97*	*34.96*	*34.73*	*34.98*			
9:44.96(1)	10:19.61(1)	10:54.50(1)	11:29.37(1)	12:04.29(2)	12:39.11(2)	13:14.20(2)	13:49.02(2)			
34.96	*34.65*	*34.89*	*34.87*	*34.92*	*34.82*	*35.09*	*34.82*			
14:23.74(2)	14:58.52(2)	15:33.40(2)	16:08.02(2)	16:41.37(2)						
34.72	*34.78*	*34.88*	*34.62*	*33.35*	*32.87*					
3	3	**ZINENKO Ivan**	UKR	20 DEC 1998			0.68	**17:20.47**	9.53	**R**
30.48(4)	1:04.58(4)	1:39.17(3)	2:14.02(2)	2:48.03(2)	3:22.66(2)	3:57.29(2)	4:32.33(2)			
	34.10	*34.59*	*34.85*	*34.01*	*34.63*	*34.63*	*35.04*			
5:07.37(2)	5:42.81(2)	6:16.81(2)	6:52.13(2)	7:27.00(2)	8:02.24(3)	8:37.20(3)	9:12.23(3)			
35.04	*35.44*	*34.00*	*35.32*	*34.87*	*35.24*	*34.96*	*35.03*			
9:47.10(3)	10:22.07(3)	10:56.39(3)	11:30.92(3)	12:05.90(3)	12:41.24(3)	13:16.30(3)	13:51.56(3)			
34.87	*34.97*	*34.32*	*34.53*	*34.98*	*35.34*	*35.06*	*35.26*			
14:26.59(3)	15:01.58(3)	15:36.57(3)	16:11.68(3)	16:46.91(3)						
35.03	*34.99*	*34.99*	*35.11*	*35.23*	*33.56*					
4	6	**ZAULICHNYI Yevhen**	UKR	04 FEB 1997			0.84	**18:36.17**	85.23	
32.51(5)	1:08.61(5)	1:46.10(5)	2:24.53(5)	3:02.81(5)	3:40.82(5)	4:19.18(5)	4:57.12(5)			
	36.10	*37.49*	*38.43*	*38.28*	*38.01*	*38.36*	*37.94*			
5:35.71(5)	6:14.30(4)	6:53.24(4)	7:31.03(4)	8:09.11(4)	8:46.95(4)	9:25.45(4)	10:03.17(4)			
38.59	*38.59*	*38.94*	*37.79*	*38.08*	*37.84*	*38.50*	*37.72*			
10:40.68(4)	11:18.84(4)	11:56.76(4)	12:34.07(4)	13:11.86(4)	13:48.48(4)	14:25.04(4)	15:01.08(4)			
37.51	*38.16*	*37.92*	*37.31*	*37.79*	*36.62*	*36.56*	*36.04*			
15:37.65(4)	16:14.04(4)	16:50.25(4)	17:26.58(4)	18:02.10(4)						
36.57	*36.39*	*36.21*	*36.33*	*35.52*	*34.07*					
5	2	**KIRALY Robert Belian**	HUN	01 AUG 1984			0.79	**20:01.43**	170.49	
29.77(1)	1:04.45(3)	1:40.05(4)	2:17.22(4)	2:55.25(4)	3:34.33(4)	4:14.29(4)	4:54.62(4)			
	34.68	*35.60*	*37.17*	*38.03*	*39.08*	*39.96*	*40.33*			
5:34.88(4)	6:15.74(5)	6:56.58(5)	7:37.92(5)	8:19.16(5)	9:01.42(5)	9:42.67(5)	10:24.56(5)			
40.26	*40.86*	*40.84*	*41.34*	*41.24*	*42.26*	*41.25*	*41.89*			
11:06.04(5)	11:47.82(5)	12:29.77(5)	13:11.66(5)	13:53.37(5)	14:34.64(5)	15:15.74(5)	15:56.76(5)			
41.48	*41.78*	*41.95*	*41.89*	*41.71*	*41.27*	*41.10*	*41.02*			
16:37.81(5)	17:18.94(5)	17:59.61(5)	18:41.00(5)	19:21.24(5)						
41.05	*41.13*	*40.67*	*41.39*	*40.24*	*40.19*					

Heat 2 of 3

1	4	**PIORO Artur Zbigniew**	POL	15 MAY 1991			0.81	**16:37.62**		**Q**
30.48(1)	1:03.72(1)	1:37.12(1)	2:10.89(1)	2:44.40(1)	3:17.74(1)	3:51.43(1)	4:25.44(1)			
	33.24	*33.40*	*33.77*	*33.51*	*33.34*	*33.69*	*34.01*			
4:58.95(1)	5:32.68(1)	6:06.27(1)	6:39.96(1)	7:13.15(1)	7:46.54(1)	8:20.03(1)	8:53.44(1)			
33.51	*33.73*	*33.59*	*33.69*	*33.19*	*33.39*	*33.49*	*33.41*			
9:26.80(1)	10:00.19(1)	10:33.71(1)	11:07.36(1)	11:40.65(1)	12:13.41(1)	12:46.21(1)	13:19.29(1)			
33.36	*33.39*	*33.52*	*33.65*	*33.29*	*32.76*	*32.80*	*33.08*			
13:52.35(1)	14:25.55(1)	14:58.71(1)	15:31.93(1)	16:05.40(1)						
33.06	*33.20*	*33.16*	*33.22*	*33.47*	*32.22*					

Legend

Q = Qualified for the next phase **?** = Swim-Off **DSQ** = Disqualified **Q** = Qualified for the next phase
WR = World Record

RANK	LANE	SURNAME & NAME	NOC	BORN	R.T.	TIME	GAP	
2	5	**KRAMARCZYK Jakub**	POL	01 APR 2001	0.71	**16:59.34**	21.72	**Q**
30.95(3)	1:04.78(3)	1:38.71(3)	2:12.68(3)	2:46.27(2)	3:20.59(2)	3:54.45(2)	4:28.44(2)	
	33.83	*33.93*	*33.97*	*33.59*	*34.32*	*33.86*	*33.99*	
5:02.12(2)	5:36.14(2)	6:10.42(2)	6:44.39(2)	7:18.39(2)	7:52.69(2)	8:27.13(2)	9:01.52(2)	
33.68	*34.02*	*34.28*	*33.97*	*34.00*	*34.30*	*34.44*	*34.39*	
9:35.71(2)	10:10.28(2)	10:44.34(2)	11:19.07(2)	11:53.19(2)	12:27.89(2)	13:01.75(2)	13:36.29(2)	
34.19	*34.57*	*34.06*	*34.73*	*34.12*	*34.70*	*33.86*	*34.54*	
14:10.21(2)	14:44.54(2)	15:18.57(2)	15:52.48(2)	16:26.40(2)				
33.92	*34.33*	*34.03*	*33.91*	*33.92*	*32.94*			
3	3	**KARNYSH Artem**	UKR	20 JAN 1992	0.65	**17:24.38**	46.76	**R**
30.84(2)	1:04.25(2)	1:38.45(2)	2:12.37(2)	2:46.60(3)	3:20.87(3)	3:55.47(3)	4:30.15(3)	
	33.41	*34.20*	*33.92*	*34.23*	*34.27*	*34.60*	*34.68*	
5:04.91(3)	5:39.76(3)	6:14.74(3)	6:49.94(3)	7:24.67(3)	7:59.69(3)	8:34.63(3)	9:09.94(3)	
34.76	*34.85*	*34.98*	*35.20*	*34.73*	*35.02*	*34.94*	*35.31*	
9:45.23(3)	10:20.34(3)	10:55.47(3)	11:30.62(3)	12:05.28(3)	12:40.33(3)	13:16.15(3)	13:51.51(3)	
35.29	*35.11*	*35.13*	*35.15*	*34.66*	*35.05*	*35.82*	*35.36*	
14:27.35(3)	15:03.02(3)	15:38.88(3)	16:14.38(3)	16:50.21(3)				
35.84	*35.67*	*35.86*	*35.50*	*35.83*	*34.17*			
4	6	**HOLDBROOK Kieran**	GBR	13 JUN 1999	0.77	**18:03.70**	86.08	
31.44(4)	1:05.63(4)	1:40.68(4)	2:15.78(4)	2:51.15(4)	3:26.64(4)	4:01.92(4)	4:37.80(4)	
	34.19	*35.05*	*35.10*	*35.37*	*35.49*	*35.28*	*35.88*	
5:13.63(4)	5:49.58(4)	6:25.81(4)	7:01.92(4)	7:38.31(4)	8:14.45(4)	8:51.01(4)	9:27.31(4)	
35.83	*35.95*	*36.23*	*36.11*	*36.39*	*36.14*	*36.56*	*36.30*	
10:04.17(4)	10:40.91(4)	11:17.65(4)	11:54.43(4)	12:31.90(4)	13:08.80(4)	13:46.08(4)	14:23.09(4)	
36.86	*36.74*	*36.74*	*36.78*	*37.47*	*36.90*	*37.28*	*37.01*	
15:00.61(4)	15:37.55(4)	16:14.60(4)	16:51.32(4)	17:27.98(4)				
37.52	*36.94*	*37.05*	*36.72*	*36.66*	*35.72*			
5	2	**BLACKBURN Jacob**	CAN	29 JUN 2001	0.64	**19:17.43**	159.81	
32.49(6)	1:09.81(6)	1:48.02(6)	2:26.92(6)	3:05.71(6)	3:44.29(5)	4:22.98(5)	5:01.51(5)	
	37.32	*38.21*	*38.90*	*38.79*	*38.58*	*38.69*	*38.53*	
5:40.22(5)	6:19.32(5)	6:57.66(5)	7:36.43(5)	8:15.26(5)	8:54.19(5)	9:32.42(5)	10:10.96(5)	
38.71	*39.10*	*38.34*	*38.77*	*38.83*	*38.93*	*38.23*	*38.54*	
10:49.94(5)	11:29.07(5)	12:08.33(5)	12:47.27(5)	13:26.52(5)	14:05.76(5)	14:44.86(5)	15:24.02(5)	
38.98	*39.13*	*39.26*	*38.94*	*39.25*	*39.24*	*39.10*	*39.16*	
16:03.50(5)	16:42.72(5)	17:21.57(5)	18:00.74(5)	18:39.77(5)				
39.48	*39.22*	*38.85*	*39.17*	*39.03*	*37.66*			
6	7	**TREGUBOV Alexandr**	MDA	01 MAY 2003	0.68	**19:49.66**	192.04	
32.03(5)	1:08.95(5)	1:47.57(5)	2:26.78(5)	3:05.50(5)	3:44.60(6)	4:23.76(6)	5:04.43(6)	
	36.92	*38.62*	*39.21*	*38.72*	*39.10*	*39.16*	*40.67*	
5:44.45(6)	6:24.33(6)	7:04.45(6)	7:44.88(6)	8:25.11(6)	9:05.33(6)	9:45.66(6)	10:26.03(6)	
40.02	*39.88*	*40.12*	*40.43*	*40.23*	*40.22*	*40.33*	*40.37*	
11:06.42(6)	11:47.58(6)	12:28.06(6)	13:08.43(6)	13:49.95(6)	14:30.23(6)	15:11.66(6)	15:52.15(6)	
40.39	*41.16*	*40.48*	*40.37*	*41.52*	*40.28*	*41.43*	*40.49*	
16:32.89(6)	17:13.49(6)	17:54.70(6)	18:34.13(6)	19:13.09(6)				
40.74	*40.60*	*41.21*	*39.43*	*38.96*	*36.57*			

Heat 3 of 3

1	4	**FUJIHARA Satoi**	JPN	28 SEP 1995	0.60	**16:12.33**		**Q**
29.10(1)	1:00.78(1)	1:32.95(1)	2:05.57(1)	2:38.17(1)	3:10.91(1)	3:43.30(1)	4:15.72(1)	
	31.68	*32.17*	*32.62*	*32.60*	*32.74*	*32.39*	*32.42*	
4:48.18(1)	5:20.93(1)	5:53.32(1)	6:26.06(1)	6:58.66(1)	7:31.60(1)	8:03.95(1)	8:36.67(1)	
32.46	*32.75*	*32.39*	*32.74*	*32.60*	*32.94*	*32.35*	*32.72*	
9:08.96(1)	9:41.73(1)	10:13.73(1)	10:46.19(1)	11:18.62(1)	11:51.45(1)	12:23.84(1)	12:56.35(1)	
32.29	*32.77*	*32.00*	*32.46*	*32.43*	*32.83*	*32.39*	*32.51*	
13:28.92(1)	14:02.15(1)	14:34.22(1)	15:06.81(1)	15:39.25(1)				
32.57	*33.23*	*32.07*	*32.59*	*32.44*	*33.08*			
2	5	**TAMBORRINO Federico**	ITA	27 DEC 1994	0.96	**16:37.19**	24.86	**Q**
31.08(4)	1:03.60(3)	1:36.51(3)	2:09.70(3)	2:42.73(3)	3:16.14(3)	3:49.39(3)	4:22.63(2)	
	32.52	*32.91*	*33.19*	*33.03*	*33.41*	*33.25*	*33.24*	
4:56.15(2)	5:29.63(2)	6:03.08(2)	6:36.74(2)	7:10.27(2)	7:43.88(2)	8:17.36(2)	8:51.01(2)	
33.52	*33.48*	*33.45*	*33.66*	*33.53*	*33.61*	*33.48*	*33.65*	
9:24.26(2)	9:57.64(2)	10:30.85(2)	11:04.22(2)	11:37.54(2)	12:11.14(2)	12:44.76(2)	13:18.16(2)	
33.25	*33.38*	*33.21*	*33.37*	*33.32*	*33.60*	*33.62*	*33.40*	
13:51.65(2)	14:24.85(2)	14:57.96(2)	15:31.26(2)	16:04.57(2)				
33.49	*33.20*	*33.11*	*33.30*	*33.31*	*32.62*			
3	3	**TSUDA Yuta**	JPN	05 MAY 2001	0.78	**16:49.26**	36.93	**Q**
29.27(2)	1:01.56(2)	1:34.71(2)	2:08.23(2)	2:41.50(2)	3:15.07(2)	3:49.16(2)	4:23.04(3)	
	32.29	*33.15*	*33.52*	*33.27*	*33.57*	*34.09*	*33.88*	
4:56.97(3)	5:30.97(3)	6:05.02(3)	6:39.14(3)	7:13.02(3)	7:47.32(3)	8:21.33(3)	8:55.60(3)	
33.93	*34.00*	*34.05*	*34.12*	*33.88*	*34.30*	*34.01*	*34.27*	
9:29.62(3)	10:03.71(3)	10:37.53(3)	11:11.45(3)	11:45.22(3)	12:19.13(3)	12:53.07(3)	13:27.25(3)	
34.02	*34.09*	*33.82*	*33.92*	*33.77*	*33.91*	*33.94*	*34.18*	
14:01.26(3)	14:35.52(3)	15:09.42(3)	15:43.66(3)	16:17.48(3)				
34.01	*34.26*	*33.90*	*34.24*	*33.82*	*31.78*			
4	6	**TORISHNII Filipp**	RUS	08 APR 2000	0.74	**16:54.03**	41.70	**Q**
30.22(3)	1:03.68(4)	1:36.98(4)	2:10.45(4)	2:43.76(4)	3:17.36(4)	3:51.18(4)	4:24.89(4)	
	33.46	*33.30*	*33.47*	*33.31*	*33.60*	*33.82*	*33.71*	
4:58.78(4)	5:32.39(4)	6:06.08(4)	6:40.09(4)	7:13.82(4)	7:47.70(4)	8:21.51(4)	8:55.71(4)	
33.89	*33.61*	*33.69*	*34.01*	*33.73*	*33.88*	*33.81*	*34.20*	
9:29.87(4)	10:03.81(4)	10:38.09(4)	11:12.41(4)	11:46.47(4)	12:21.23(4)	12:55.78(4)	13:30.30(4)	
34.16	*33.94*	*34.28*	*34.32*	*34.06*	*34.76*	*34.55*	*34.52*	
14:04.96(4)	14:39.65(4)	15:14.32(4)	15:48.97(4)	16:22.08(4)				
34.66	*34.69*	*34.67*	*34.65*	*33.11*	*31.95*			
5	2	**ENRIQUEZ Yuliam Riveido**	COL	28 MAR 2004	0.77	**18:37.84**	145.51	
32.39(5)	1:08.18(5)	1:44.37(5)	2:21.43(5)	2:58.58(5)	3:35.69(5)	4:13.42(5)	4:51.26(5)	
	35.79	*36.19*	*37.06*	*37.15*	*37.11*	*37.73*	*37.84*	
5:29.39(5)	6:07.31(5)	6:45.47(5)	7:23.45(5)	8:01.28(5)	8:38.34(5)	9:16.25(5)	9:54.20(5)	
38.13	*37.92*	*38.16*	*37.98*	*37.83*	*37.06*	*37.91*	*37.95*	
10:32.48(5)	11:10.16(5)	11:47.58(5)	12:25.61(5)	13:03.19(5)	13:40.28(5)	14:17.67(5)	14:55.48(5)	
38.28	*37.68*	*37.42*	*38.03*	*37.58*	*37.09*	*37.39*	*37.81*	
15:33.73(5)	16:11.72(5)	16:49.72(5)	17:27.35(5)	18:02.94(5)				
38.25	*37.99*	*38.00*	*37.63*	*35.59*	*34.90*			

Legend

Q = Qualified for the next phase **?** = Swim-Off **DSQ** = Disqualified **Q** = Qualified for the next phase

WR = World Record

RANK	LANE	SURNAME & NAME	NOC	BORN	R.T.	TIME	GAP
6	7	**SANCHEZ Alejandro Angel**	ECU	31 AUG 1996	0.63	**22:04.98**	352.65

36.76(6)	1:17.40(6)	2:00.20(6)	2:43.68(6)	3:27.95(6)	4:11.98(6)	4:56.92(6)	5:41.73(6)
	40.64	*42.80*	*43.48*	*44.27*	*44.03*	*44.94*	*44.81*
6:26.64(6)	7:11.61(6)	7:56.41(6)	8:40.46(6)	9:25.05(6)	10:09.23(6)	10:54.02(6)	11:38.58(6)
44.91	*44.97*	*44.80*	*44.05*	*44.59*	*44.18*	*44.79*	*44.56*
12:23.80(6)	13:08.82(6)	13:53.42(6)	14:38.35(6)	15:23.62(6)	16:08.28(6)	16:53.61(6)	17:38.47(6)
45.22	*45.02*	*44.60*	*44.93*	*45.27*	*44.66*	*45.33*	*44.86*
18:23.87(6)	19:08.88(6)	19:54.35(6)	20:39.15(6)	21:22.81(6)			
45.40	*45.01*	*45.47*	*44.80*	*43.66*	*42.17*		

Legend

Q = Qualified for the next phase **?** = Swim-Off **DSQ** = Disqualified **Q** = Qualified for the next phase **WR** = World Record

Results

RANK	HEAT	LANE	SURNAME & NAME	NOC	BORN	R.T.	TIME	GAP
	50m	100m	150m	200m	250m	300m	350m	400m
	450m	500m	550m	600m	650m	700m	750m	800m
	850m	900m	950m	1000m	1050m	1100m	1150m	1200m
	1250m	1300m	1350m	1400m	1450m			

Event 48
24 JUL 2017

1500 m Freestyle - Men
Preliminary

Record		Name	YOB	NOC	Location	Date
WR	15:40.70	FUJIHARA Satoi		JPN	Yokohama (JPN)	06 SEP 2014
DR	16:08.56	PARKIN Terence		RSA	Taipei (TPE)	13 SEP 2009

1	3	4	**FUJIHARA Satoi**	JPN	28 SEP 1995		0.60	**16:12.33**		**Q**
			29.10	1:00.78	1:32.95	2:05.57	2:38.17	3:10.91	3:43.30	4:15.72	
				31.68	*32.17*	*32.62*	*32.60*	*32.74*	*32.39*	*32.42*	
			4:48.18	5:20.93	5:53.32	6:26.06	6:58.66	7:31.60	8:03.95	8:36.67	
			32.46	*32.75*	*32.39*	*32.74*	*32.60*	*32.94*	*32.35*	*32.72*	
			9:08.96	9:41.73	10:13.73	10:46.19	11:18.62	11:51.45	12:23.84	12:56.35	
			32.29	*32.77*	*32.00*	*32.46*	*32.43*	*32.83*	*32.39*	*32.51*	
			13:28.92	14:02.15	14:34.22	15:06.81	15:39.25				
			32.57	*33.23*	*32.07*	*32.59*	*32.44*	*33.08*			
2	3	5	**TAMBORRINO Federico**	ITA	27 DEC 1994		0.96	**16:37.19**	24.86	**Q**
			31.08	1:03.60	1:36.51	2:09.70	2:42.73	3:16.14	3:49.39	4:22.63	
				32.52	*32.91*	*33.19*	*33.03*	*33.41*	*33.25*	*33.24*	
			4:56.15	5:29.63	6:03.08	6:36.74	7:10.27	7:43.88	8:17.36	8:51.01	
			33.52	*33.48*	*33.45*	*33.66*	*33.53*	*33.61*	*33.48*	*33.65*	
			9:24.26	9:57.64	10:30.85	11:04.22	11:37.54	12:11.14	12:44.76	13:18.16	
			33.25	*33.38*	*33.21*	*33.37*	*33.32*	*33.60*	*33.62*	*33.40*	
			13:51.65	14:24.85	14:57.96	15:31.26	16:04.57				
			33.49	*33.20*	*33.11*	*33.30*	*33.31*	*32.62*			
3	2	4	**PIORO Artur Zbigniew**	POL	15 MAY 1991		0.81	**16:37.62**	25.29	**Q**
			30.48	1:03.72	1:37.12	2:10.89	2:44.40	3:17.74	3:51.43	4:25.44	
				33.24	*33.40*	*33.77*	*33.51*	*33.34*	*33.69*	*34.01*	
			4:58.95	5:32.68	6:06.27	6:39.96	7:13.15	7:46.54	8:20.03	8:53.44	
			33.51	*33.73*	*33.59*	*33.69*	*33.19*	*33.39*	*33.49*	*33.41*	
			9:26.80	10:00.19	10:33.71	11:07.36	11:40.65	12:13.41	12:46.21	13:19.29	
			33.36	*33.39*	*33.52*	*33.65*	*33.29*	*32.76*	*32.80*	*33.08*	
			13:52.35	14:25.55	14:58.71	15:31.93	16:05.40				
			33.06	*33.20*	*33.16*	*33.22*	*33.47*	*32.22*			
4	3	3	**TSUDA Yuta**	JPN	05 MAY 2001		0.78	**16:49.26**	36.93	**Q**
			29.27	1:01.56	1:34.71	2:08.23	2:41.50	3:15.07	3:49.16	4:23.04	
				32.29	*33.15*	*33.52*	*33.27*	*33.57*	*34.09*	*33.88*	
			4:56.97	5:30.97	6:05.02	6:39.14	7:13.02	7:47.32	8:21.33	8:55.60	
			33.93	*34.00*	*34.05*	*34.12*	*33.88*	*34.30*	*34.01*	*34.27*	
			9:29.62	10:03.71	10:37.53	11:11.45	11:45.22	12:19.13	12:53.07	13:27.25	
			34.02	*34.09*	*33.82*	*33.92*	*33.77*	*33.91*	*33.94*	*34.18*	
			14:01.26	14:35.52	15:09.42	15:43.66	16:17.48				
			34.01	*34.26*	*33.90*	*34.24*	*33.82*	*31.78*			
5	3	6	**TORISHNII Filipp**	RUS	08 APR 2000		0.74	**16:54.03**	41.70	**Q**
			30.22	1:03.68	1:36.98	2:10.45	2:43.76	3:17.36	3:51.18	4:24.89	
				33.46	*33.30*	*33.47*	*33.31*	*33.60*	*33.82*	*33.71*	
			4:58.78	5:32.39	6:06.08	6:40.09	7:13.82	7:47.70	8:21.51	8:55.71	
			33.89	*33.61*	*33.69*	*34.01*	*33.73*	*33.88*	*33.81*	*34.20*	
			9:29.87	10:03.81	10:38.09	11:12.41	11:46.47	12:21.23	12:55.78	13:30.30	
			34.16	*33.94*	*34.28*	*34.32*	*34.06*	*34.76*	*34.55*	*34.52*	
			14:04.96	14:39.65	15:14.32	15:48.97	16:22.08				
			34.66	*34.69*	*34.67*	*34.65*	*33.11*	*31.95*			
6	2	5	**KRAMARCZYK Jakub**	POL	01 APR 2001		0.71	**16:59.34**	47.01	**Q**
			30.95	1:04.78	1:38.71	2:12.68	2:46.27	3:20.59	3:54.45	4:28.44	
				33.83	*33.93*	*33.97*	*33.59*	*34.32*	*33.86*	*33.99*	
			5:02.12	5:36.14	6:10.42	6:44.39	7:18.39	7:52.69	8:27.13	9:01.52	
			33.68	*34.02*	*34.28*	*33.97*	*34.00*	*34.30*	*34.44*	*34.39*	
			9:35.71	10:10.28	10:44.34	11:19.07	11:53.19	12:27.89	13:01.75	13:36.29	
			34.19	*34.57*	*34.06*	*34.73*	*34.12*	*34.70*	*33.86*	*34.54*	
			14:10.21	14:44.54	15:18.57	15:52.48	16:26.40				
			33.92	*34.33*	*34.03*	*33.91*	*33.92*	*32.94*			
7	1	4	**OBOTIN Vitalii Alexandro**	RUS	22 MAY 1992		0.83	**17:10.94**	58.61	**Q**
			30.39	1:04.40	1:38.91	2:14.04	2:48.57	3:23.30	3:58.39	4:33.16	
				34.01	*34.51*	*35.13*	*34.53*	*34.73*	*35.09*	*34.77*	
			5:07.97	5:43.02	6:17.73	6:52.59	7:27.25	8:02.04	8:36.96	9:11.78	
			34.81	*35.05*	*34.71*	*34.86*	*34.66*	*34.79*	*34.92*	*34.82*	
			9:46.49	10:20.89	10:55.33	11:29.67	12:03.93	12:38.23	13:12.67	13:47.28	
			34.71	*34.40*	*34.44*	*34.34*	*34.26*	*34.30*	*34.44*	*34.61*	
			14:21.54	14:55.65	15:29.92	16:04.07	16:37.63				
			34.26	*34.11*	*34.27*	*34.15*	*33.56*	*33.31*			

Legend

Q = Qualified for the next phase **?** = Swim-Off **DSQ** = Disqualified **Q** = Qualified for the next phase
WR = World Record

RANK	HEAT	LANE	SURNAME & NAME	NOC	BORN	R.T.	TIME	GAP	
8	1	5	**STOJANOSKI Andrej**	MKD	04 SEP 1994	0.74	**17:14.24**	61.91	**Q**
		30.12	1:03.44	1:37.89	2:12.16	2:46.68	3:21.22	3:55.96	4:30.79
			33.32	*34.45*	*34.27*	*34.52*	*34.54*	*34.74*	*34.83*
		5:05.58	5:40.56	6:15.62	6:50.36	7:25.33	8:00.29	8:35.02	9:10.00
		34.79	*34.98*	*35.06*	*34.74*	*34.97*	*34.96*	*34.73*	*34.98*
		9:44.96	10:19.61	10:54.50	11:29.37	12:04.29	12:39.11	13:14.20	13:49.02
		34.96	*34.65*	*34.89*	*34.87*	*34.92*	*34.82*	*35.09*	*34.82*
		14:23.74	14:58.52	15:33.40	16:08.02	16:41.37			
		34.72	*34.78*	*34.88*	*34.62*	*33.35*	*32.87*		
9	1	3	**ZINENKO Ivan**	UKR	20 DEC 1998	0.68	**17:20.47**	68.14	**R**
		30.48	1:04.58	1:39.17	2:14.02	2:48.03	3:22.66	3:57.29	4:32.33
			34.10	*34.59*	*34.85*	*34.01*	*34.63*	*34.63*	*35.04*
		5:07.37	5:42.81	6:16.81	6:52.13	7:27.00	8:02.24	8:37.20	9:12.23
		35.04	*35.44*	*34.00*	*35.32*	*34.87*	*35.24*	*34.96*	*35.03*
		9:47.10	10:22.07	10:56.39	11:30.92	12:05.90	12:41.24	13:16.30	13:51.56
		34.87	*34.97*	*34.32*	*34.53*	*34.98*	*35.34*	*35.06*	*35.26*
		14:26.59	15:01.58	15:36.57	16:11.68	16:46.91			
		35.03	*34.99*	*34.99*	*35.11*	*35.23*	*33.56*		
10	2	3	**KARNYSH Artem**	UKR	20 JAN 1992	0.65	**17:24.38**	72.05	**R**
		30.84	1:04.25	1:38.45	2:12.37	2:46.60	3:20.87	3:55.47	4:30.15
			33.41	*34.20*	*33.92*	*34.23*	*34.27*	*34.60*	*34.68*
		5:04.91	5:39.76	6:14.74	6:49.94	7:24.67	7:59.69	8:34.63	9:09.94
		34.76	*34.85*	*34.98*	*35.20*	*34.73*	*35.02*	*34.94*	*35.31*
		9:45.23	10:20.34	10:55.47	11:30.62	12:05.28	12:40.33	13:16.15	13:51.51
		35.29	*35.11*	*35.13*	*35.15*	*34.66*	*35.05*	*35.82*	*35.36*
		14:27.35	15:03.02	15:38.88	16:14.38	16:50.21			
		35.84	*35.67*	*35.86*	*35.50*	*35.83*	*34.17*		
11	2	6	**HOLDBROOK Kieran**	GBR	13 JUN 1999	0.77	**18:03.70**	111.37	
		31.44	1:05.63	1:40.68	2:15.78	2:51.15	3:26.64	4:01.92	4:37.80
			34.19	*35.05*	*35.10*	*35.37*	*35.49*	*35.28*	*35.88*
		5:13.63	5:49.58	6:25.81	7:01.92	7:38.31	8:14.45	8:51.01	9:27.31
		35.83	*35.95*	*36.23*	*36.11*	*36.39*	*36.14*	*36.56*	*36.30*
		10:04.17	10:40.91	11:17.65	11:54.43	12:31.90	13:08.80	13:46.08	14:23.09
		36.86	*36.74*	*36.74*	*36.78*	*37.47*	*36.90*	*37.28*	*37.01*
		15:00.61	15:37.55	16:14.60	16:51.32	17:27.98			
		37.52	*36.94*	*37.05*	*36.72*	*36.66*	*35.72*		
12	1	6	**ZAULICHNYI Yevhen**	UKR	04 FEB 1997	0.84	**18:36.17**	143.84	
		32.51	1:08.61	1:46.10	2:24.53	3:02.81	3:40.82	4:19.18	4:57.12
			36.10	*37.49*	*38.43*	*38.28*	*38.01*	*38.36*	*37.94*
		5:35.71	6:14.30	6:53.24	7:31.03	8:09.11	8:46.95	9:25.45	10:03.17
		38.59	*38.59*	*38.94*	*37.79*	*38.08*	*37.84*	*38.50*	*37.72*
		10:40.68	11:18.84	11:56.76	12:34.07	13:11.86	13:48.48	14:25.04	15:01.08
		37.51	*38.16*	*37.92*	*37.31*	*37.79*	*36.62*	*36.56*	*36.04*
		15:37.65	16:14.04	16:50.25	17:26.58	18:02.10			
		36.57	*36.39*	*36.21*	*36.33*	*35.52*	*34.07*		
13	3	2	**ENRIQUEZ Yuliam Riveido**	COL	28 MAR 2004	0.77	**18:37.84**	145.51	
		32.39	1:08.18	1:44.37	2:21.43	2:58.58	3:35.69	4:13.42	4:51.26
			35.79	*36.19*	*37.06*	*37.15*	*37.11*	*37.73*	*37.84*
		5:29.39	6:07.31	6:45.47	7:23.45	8:01.28	8:38.34	9:16.25	9:54.20
		38.13	*37.92*	*38.16*	*37.98*	*37.83*	*37.06*	*37.91*	*37.95*
		10:32.48	11:10.16	11:47.58	12:25.61	13:03.19	13:40.28	14:17.67	14:55.48
		38.28	*37.68*	*37.42*	*38.03*	*37.58*	*37.09*	*37.39*	*37.81*
		15:33.73	16:11.72	16:49.72	17:27.35	18:02.94			
		38.25	*37.99*	*38.00*	*37.63*	*35.59*	*34.90*		
14	2	2	**BLACKBURN Jacob**	CAN	29 JUN 2001	0.64	**19:17.43**	185.10	
		32.49	1:09.81	1:48.02	2:26.92	3:05.71	3:44.29	4:22.98	5:01.51
			37.32	*38.21*	*38.90*	*38.79*	*38.58*	*38.69*	*38.53*
		5:40.22	6:19.32	6:57.66	7:36.43	8:15.26	8:54.19	9:32.42	10:10.96
		38.71	*39.10*	*38.34*	*38.77*	*38.83*	*38.93*	*38.23*	*38.54*
		10:49.94	11:29.07	12:08.33	12:47.27	13:26.52	14:05.76	14:44.86	15:24.02
		38.98	*39.13*	*39.26*	*38.94*	*39.25*	*39.24*	*39.10*	*39.16*
		16:03.50	16:42.72	17:21.57	18:00.74	18:39.77			
		39.48	*39.22*	*38.85*	*39.17*	*39.03*	*37.66*		
15	2	7	**TREGUBOV Alexandr**	MDA	01 MAY 2003	0.68	**19:49.66**	217.33	
		32.03	1:08.95	1:47.57	2:26.78	3:05.50	3:44.60	4:23.76	5:04.43
			36.92	*38.62*	*39.21*	*38.72*	*39.10*	*39.16*	*40.67*
		5:44.45	6:24.33	7:04.45	7:44.88	8:25.11	9:05.33	9:45.66	10:26.03
		40.02	*39.88*	*40.12*	*40.43*	*40.23*	*40.22*	*40.33*	*40.37*
		11:06.42	11:47.58	12:28.06	13:08.43	13:49.95	14:30.23	15:11.66	15:52.15
		40.39	*41.16*	*40.48*	*40.37*	*41.52*	*40.28*	*41.43*	*40.49*
		16:32.89	17:13.49	17:54.70	18:34.13	19:13.09			
		40.74	*40.60*	*41.21*	*39.43*	*38.96*	*36.57*		
16	1	2	**KIRALY Robert Belian**	HUN	01 AUG 1984	0.79	**20:01.43**	229.10	
		29.77	1:04.45	1:40.05	2:17.22	2:55.25	3:34.33	4:14.29	4:54.62
			34.68	*35.60*	*37.17*	*38.03*	*39.08*	*39.96*	*40.33*
		5:34.88	6:15.74	6:56.58	7:37.92	8:19.16	9:01.42	9:42.67	10:24.56
		40.26	*40.86*	*40.84*	*41.34*	*41.24*	*42.26*	*41.25*	*41.89*
		11:06.04	11:47.82	12:29.77	13:11.66	13:53.37	14:34.64	15:15.74	15:56.76
		41.48	*41.78*	*41.95*	*41.89*	*41.71*	*41.27*	*41.10*	*41.02*
		16:37.81	17:18.94	17:59.61	18:41.00	19:21.24			
		41.05	*41.13*	*40.67*	*41.39*	*40.24*	*40.19*		
17	3	7	**SANCHEZ Alejandro Angel**	ECU	31 AUG 1996	0.63	**22:04.98**	352.65	
		36.76	1:17.40	2:00.20	2:43.68	3:27.95	4:11.98	4:56.92	5:41.73
			40.64	*42.80*	*43.48*	*44.27*	*44.03*	*44.94*	*44.81*
		6:26.64	7:11.61	7:56.41	8:40.46	9:25.05	10:09.23	10:54.02	11:38.58
		44.91	*44.97*	*44.80*	*44.05*	*44.59*	*44.18*	*44.79*	*44.56*
		12:23.80	13:08.82	13:53.42	14:38.35	15:23.62	16:08.28	16:53.61	17:38.47
		45.22	*45.02*	*44.60*	*44.93*	*45.27*	*44.66*	*45.33*	*44.86*
		18:23.87	19:08.88	19:54.35	20:39.15	21:22.81			
		45.40	*45.01*	*45.47*	*44.80*	*43.66*	*42.17*		

Legend

Q = Qualified for the next phase **?** = Swim-Off **DSQ** = Disqualified **Q** = Qualified for the next phase **WR** = World Record

Medallists

MEDAL	SURNAME & NAME	NOC

50 m Backstroke - Men

GOLD	**KLOTZ Matthew James**	**USA**
SILVER	**ZHURAVLEV Igor Sergeevic**	**RUS**
BRONZE	**KANAJI Yoshikazu**	**JPN**

Results

Event 12
20 JUL 2017

50 m Backstroke - Men

	Record	Name	YOB	NOC	Location	Date
WR	**27.05**	***ZHURAVLEV Igor Sergeevic**	1997	RUS	Samsun (TUR)	20 JUL 2017
DR	**27.05**	***ZHURAVLEV Igor Sergeevic**	1997	RUS	Samsun (TUR)	20 JUL 2017

Final

RANK	LANE	SURNAME & NAME	NOC	BORN	R.T.	TIME	GAP	
1	5	**KLOTZ Matthew James**	USA	24 MAY 1996	0.61	**26.26**		*WR-DR*
2	4	**ZHURAVLEV Igor Sergeevic**	RUS	06 AUG 1997	0.65	**27.00**	0.74	
3	3	**KANAJI Yoshikazu**	JPN	13 FEB 1994	0.63	**27.29**	1.03	
4	6	**KIRCHNER Alexander**	AUS	15 SEP 2002	0.72	**27.86**	1.60	
5	7	**DENISOV Miron Mikhaylovi**	RUS	16 DEC 1993	0.68	**28.06**	1.80	
6	2	**SAWKA Juliusz**	POL	29 AUG 1997	0.72	**28.09**	1.83	
7	8	**LYTVYNENKO Oleksii**	UKR	30 SEP 1996	0.60	**28.40**	2.14	
8	1	**DUDNYK Maksym**	UKR	16 AUG 1993	0.62	**28.87**	2.61	

Legend

Q = Qualified for the next phase **?** = Swim-Off **DSQ** = Disqualified **Q** = Qualified for the next phase
WR = World Record

Results

Event 4
20 JUL 2017

50 m Backstroke - Men
Preliminary

Record		Name	YOB	NOC	Location	Date
WR	27.06	KANAJI Yoshikazu	JPN		San Antonio Texas (USA)	19 AUG 2015
DR	27.68	KANAJI Yoshikazu	JPN		Sofia (BUL)	31 JUL 2013

Heat 1 of 4

RANK	LANE	SURNAME & NAME	NOC	BORN	R.T.	TIME	GAP	
1	1	**HOPKINS Matthew Khoi**	USA	06 APR 2001	0.75	**29.02**		**R**
2	4	**SUKAMA M Dandi**	INA	23 JAN 1999	0.65	**29.62**	0.60	
3	8	**ZOU Matthew**	USA	12 DEC 2001	0.63	**32.20**	3.18	
4	5	**FREUND Balazs**	HUN	16 NOV 2000	0.66	**32.28**	3.26	
5	2	**BLACKBURN Jacob**	CAN	29 JUN 2001	0.64	**34.57**	5.55	
6	3	**MURZAGALIYEV Yernar**	KAZ	26 SEP 1992	0.74	**36.36**	7.34	
7	6	**OZYALCIN Ali**	TUR	15 JUN 2000	0.74	**38.00**	8.98	
8	7	**SIAVICHAY Luis**	ECU	01 AUG 1999	0.70	**38.08**	9.06	

Heat 2 of 4

RANK	LANE	SURNAME & NAME	NOC	BORN	R.T.	TIME	GAP		
1	4	**ZHURAVLEV Igor Sergeevic**	RUS	06 AUG 1997	0.65	**27.05**		**Q**	*WR-CR*
2	5	**DENISOV Miron Mikhaylovi**	RUS	16 DEC 1993	0.74	**28.36**	1.31	**Q**	
3	6	**ROACH Mark**	RSA	17 APR 1997	0.65	**28.83**	1.78	**R**	
4	2	**LIM Janghwi**	KOR	21 JAN 1999	0.62	**29.74**	2.69		
5	7	**CAI Jialuo**	CHN	24 DEC 1993	0.68	**29.96**	2.91		
6	3	**TSYRON Henadzi**	BLR	16 DEC 1988	0.78	**29.99**	2.94		
7	8	**STUPANS Rudolfs**	LAT	31 OCT 1999	0.60	**31.23**	4.18		
8	1	**RAMIREZ CUADROS Daniel A**	COL	09 MAY 1976	0.68	**31.79**	4.74		

Heat 3 of 4

RANK	LANE	SURNAME & NAME	NOC	BORN	R.T.	TIME	GAP	
1	4	**KLOTZ Matthew James**	USA	24 MAY 1996	0.63	**27.24**		**Q**
2	5	**KIRCHNER Alexander**	AUS	15 SEP 2002	0.74	**28.02**	0.78	**Q**
3	3	**SAWKA Juliusz**	POL	29 AUG 1997	0.77	**28.28**	1.04	**Q**
4	6	**KENNY Oliver James**	GBR	21 AUG 1997	0.69	**29.41**	2.17	
5	2	**CHEN Guodong**	CHN	07 JAN 1998	0.70	**29.93**	2.69	
6	7	**YOUNG Nathan**	GBR	30 MAR 1999	0.67	**30.01**	2.77	
7	1	**MERRITT Samuel**	GBR	10 NOV 1998	0.71	**30.70**	3.46	
8	8	**VAZDIKIS Artis**	LAT	22 MAY 2000	0.66	**32.39**	5.15	

Heat 4 of 4

RANK	LANE	SURNAME & NAME	NOC	BORN	R.T.	TIME	GAP	
1	4	**KANAJI Yoshikazu**	JPN	13 FEB 1994	0.65	**27.91**		**Q**
2	5	**DUDNYK Maksym**	UKR	16 AUG 1993	0.58	**28.77**	0.86	**Q**

Legend

Q = Qualified for the next phase **?** = Swim-Off **DSQ** = Disqualified **Q** = Qualified for the next phase
WR = World Record

RANK	LANE	SURNAME & NAME	NOC	BORN	R.T.	TIME	GAP	
3	3	**LYTVYNENKO Oleksii**	UKR	30 SEP 1996	0.64	**28.82**	0.91	**Q**
4	6	**KUCHUN Dzianis**	BLR	27 SEP 1998	0.61	**30.11**	2.20	
5	2	**VAN WYK Brandon**	CAN	20 FEB 1995	0.62	**30.79**	2.88	
6	7	**KUO Ting-Yu**	TPE	25 SEP 2002	0.69	**30.82**	2.91	
7	1	**BAERG Joshua**	CAN	30 SEP 1995	0.69	**31.14**	3.23	
8	8	**RIADY Susantio Ronald**	INA	22 MAR 1992	0.58	**31.71**	3.80	

Legend

Q = Qualified for the next phase **?** = Swim-Off **DSQ** = Disqualified **Q** = Qualified for the next phase **WR** = World Record

Results

Event 4
20 JUL 2017

50 m Backstroke - Men
Preliminary

	Record		Name	YOB	NOC	Location	Date
WR	27.06	KANAJI Yoshikazu		JPN		San Antonio Texas (USA)	19 AUG 2015
DR	27.68	KANAJI Yoshikazu		JPN		Sofia (BUL)	31 JUL 2013

RANK	HEAT	LANE	SURNAME & NAME	NOC	BORN	R.T.	TIME	GAP	
1	2	4	**ZHURAVLEV Igor Sergeevic**	RUS	06 AUG 1997	0.65	**27.05**		**Q** *WR-CR*
2	3	4	**KLOTZ Matthew James**	USA	24 MAY 1996	0.63	**27.24**	0.19	**Q**
3	4	4	**KANAJI Yoshikazu**	JPN	13 FEB 1994	0.65	**27.91**	0.86	**Q**
4	3	5	**KIRCHNER Alexander**	AUS	15 SEP 2002	0.74	**28.02**	0.97	**Q**
5	3	3	**SAWKA Juliusz**	POL	29 AUG 1997	0.77	**28.28**	1.23	**Q**
6	2	5	**DENISOV Miron Mikhaylovi**	RUS	16 DEC 1993	0.74	**28.36**	1.31	**Q**
7	4	5	**DUDNYK Maksym**	UKR	16 AUG 1993	0.58	**28.77**	1.72	**Q**
8	4	3	**LYTVYNENKO Oleksii**	UKR	30 SEP 1996	0.64	**28.82**	1.77	**Q**
9	2	6	**ROACH Mark**	RSA	17 APR 1997	0.65	**28.83**	1.78	**R**
10	1	1	**HOPKINS Matthew Khoi**	USA	06 APR 2001	0.75	**29.02**	1.97	**R**
11	3	6	**KENNY Oliver James**	GBR	21 AUG 1997	0.69	**29.41**	2.36	
12	1	4	**SUKAMA M Dandi**	INA	23 JAN 1999	0.65	**29.62**	2.57	
13	2	2	**LIM Janghwi**	KOR	21 JAN 1999	0.62	**29.74**	2.69	
14	3	2	**CHEN Guodong**	CHN	07 JAN 1998	0.70	**29.93**	2.88	
15	2	7	**CAI Jialuo**	CHN	24 DEC 1993	0.68	**29.96**	2.91	
16	2	3	**TSYRON Henadzi**	BLR	16 DEC 1988	0.78	**29.99**	2.94	
17	3	7	**YOUNG Nathan**	GBR	30 MAR 1999	0.67	**30.01**	2.96	
18	4	6	**KUCHUN Dzianis**	BLR	27 SEP 1998	0.61	**30.11**	3.06	
19	3	1	**MERRITT Samuel**	GBR	10 NOV 1998	0.71	**30.70**	3.65	
20	4	2	**VAN WYK Brandon**	CAN	20 FEB 1995	0.62	**30.79**	3.74	
21	4	7	**KUO Ting-Yu**	TPE	25 SEP 2002	0.69	**30.82**	3.77	
22	4	1	**BAERG Joshua**	CAN	30 SEP 1995	0.69	**31.14**	4.09	
23	2	8	**STUPANS Rudolfs**	LAT	31 OCT 1999	0.60	**31.23**	4.18	
24	4	8	**RIADY Susantio Ronald**	INA	22 MAR 1992	0.58	**31.71**	4.66	
25	2	1	**RAMIREZ CUADROS Daniel A**	COL	09 MAY 1976	0.68	**31.79**	4.74	
26	1	8	**ZOU Matthew**	USA	12 DEC 2001	0.63	**32.20**	5.15	
27	1	5	**FREUND Balazs**	HUN	16 NOV 2000	0.66	**32.28**	5.23	
28	3	8	**VAZDIKIS Artis**	LAT	22 MAY 2000	0.66	**32.39**	5.34	
29	1	2	**BLACKBURN Jacob**	CAN	29 JUN 2001	0.64	**34.57**	7.52	
30	1	3	**MURZAGALIYEV Yernar**	KAZ	26 SEP 1992	0.74	**36.36**	9.31	
31	1	6	**OZYALCIN Ali**	TUR	15 JUN 2000	0.74	**38.00**	10.95	

Legend

Q = Qualified for the next phase **?** = Swim-Off **DSQ** = Disqualified **Q** = Qualified for the next phase
WR = World Record

RANK	HEAT	LANE	SURNAME & NAME	NOC	BORN	R.T.	TIME	GAP
32	1	7	**SIAVICHAY Luis**	ECU	01 AUG 1999	0.70	**38.08**	11.03

Legend

Q = Qualified for the next phase **?** = Swim-Off **DSQ** = Disqualified **Q** = Qualified for the next phase **WR** = World Record

Medallists

MEDAL	SURNAME & NAME	NOC

100 m Backstroke - Men

GOLD	**KLOTZ Matthew James**	**USA**
SILVER	**KANAJI Yoshikazu**	**JPN**
BRONZE	**ZHURAVLEV Igor Sergeevic**	**RUS**

Results

RANK	LANE	SURNAME & NAME	NOC	BORN	R.T.	50m	TIME	GAP

Event 65
25 JUL 2017

100 m Backstroke - Men

	Record		Name		YOB	NOC	Location	Date
WR	**56.06**	**KLOTZ Matthew**			USA		Baton Rouge (USA)	18 JUN 2016
DR	**58.17**	***KLOTZ Matthew James**		1996	USA		Samsun (TUR)	25 JUL 2017

Final

1	4	**KLOTZ Matthew James**	USA	24 MAY 1996	0.62	27.03(1)	W	**56.09**		*DR*
2	5	**KANAJI Yoshikazu**	JPN	13 FEB 1994	0.63	27.86(2)		*29.06* **57.87**	1.78	
3	3	**ZHURAVLEV Igor Sergeevic**	RUS	06 AUG 1997	0.65	28.08(3)		*30.01* **59.16**	3.07	
4	2	**KIRCHNER Alexander**	AUS	15 SEP 2002	0.69	29.81(7)		*31.08* **59.99**	3.90	
5	6	**SAWKA Juliusz**	POL	29 AUG 1997	0.67	29.03(4)		*30.18* **1:00.38**	4.29	
6	7	**LAVROV Roman**	RUS	15 JUL 1996	0.64	29.37(5)		*31.35* **1:00.99**	4.90	
7	8	**KENNY Oliver James**	GBR	21 AUG 1997	0.69	31.32(8)		*31.62* **1:05.26**	9.17	
8	1	**DUDNYK Maksym**	UKR	16 AUG 1993	0.63	29.75(6)		*33.94* **1:11.49**	15.40	
								41.74		

Legend

Q = Qualified for the next phase **?** = Swim-Off **DSQ** = Disqualified **Q** = Qualified for the next phase
WR = World Record

Results

Event 59
25 JUL 2017

100 m Backstroke - Men
Preliminary

	Record	Name		YOB	NOC	Location	Date
WR	**56.06**	**KLOTZ Matthew**			USA	Baton Rouge (USA)	18 JUN 2016
DR	**58.24**	**s*ZHURAVLEV Igor Sergeevic**		1997	RUS	Samsun (TUR)	24 JUL 2017

Heat 1 of 4

RANK	LANE	SURNAME & NAME	NOC	BORN	R.T.	50m	TIME	GAP	
1	4	**ZOU Matthew**	USA	12 DEC 2001	0.62	33.30(2)	**1:08.31** *35.01*		
2	3	**FREUND Balazs**	HUN	16 NOV 2000	0.69	33.22(1)	**1:10.18** *36.96*	1.87	
3	6	**BROWN Tyler**	USA	01 AUG 2001	0.81	34.87(3)	**1:11.98** *37.11*	3.67	
4	2	**HUGHES Henry Vincent**	AUS	19 JAN 2004	0.68	38.23(4)	**1:18.51** *40.28*	10.20	
5	5	**MURZAGALIYEV Yernar**	KAZ	26 SEP 1992	0.71	38.33(5)	**1:19.87** *41.54*	11.56	
6	1	**SIAVICHAY Luis**	ECU	01 AUG 1999	0.65	41.53(6)	**1:25.40** *43.87*	17.09	

NOT CLASSIFIED

	7	**SUKAMA M Dandi**	INA	23 JAN 1999			**DNS**		

Heat 2 of 4

1	4	**ZHURAVLEV Igor Sergeevic**	RUS	06 AUG 1997	0.68	29.28(2)	**1:00.62** *31.34*		**Q**
2	5	**SAWKA Juliusz**	POL	29 AUG 1997	0.69	29.18(1)	**1:00.68** *31.50*	0.06	**Q**
3	6	**HOPKINS Matthew Khoi**	USA	06 APR 2001	0.61	31.49(4)	**1:05.25** *33.76*	4.63	**R**
4	2	**KUO Ting-Yu**	TPE	25 SEP 2002	0.68	31.32(3)	**1:06.04** *34.72*	5.42	
5	8	**KIRALY Robert Belian**	HUN	01 AUG 1984	0.61	32.48(5)	**1:07.72** *35.24*	7.10	
6	7	**BAERG Joshua**	CAN	30 SEP 1995	0.64	33.18(6)	**1:09.37** *36.19*	8.75	
7	1	**RAMIREZ CUADROS Daniel A**	COL	09 MAY 1976	0.67	34.08(7)	**1:09.88** *35.80*	9.26	

NOT CLASSIFIED

	3	**LYTVYNENKO Oleksii**	UKR	30 SEP 1996			**DNF**		

Heat 3 of 4

1	4	**KANAJI Yoshikazu**	JPN	13 FEB 1994	0.65	29.19(1)	**59.75** *30.56*		**Q**
2	3	**LAVROV Roman**	RUS	15 JUL 1996	0.64	29.68(2)	**1:01.12** *31.44*	1.37	**Q**
3	5	**DUDNYK Maksym**	UKR	16 AUG 1993	0.61	29.95(3)	**1:02.80** *32.85*	3.05	**Q**
4	2	**YOUNG Nathan**	GBR	30 MAR 1999	0.64	31.42(4)	**1:05.72** *34.30*	5.97	**R**
5	6	**TSYRON Henadzi**	BLR	16 DEC 1988	0.71	32.32(5)	**1:06.00** *33.68*	6.25	
6	7	**VAN WYK Brandon**	CAN	20 FEB 1995	0.63	32.69(6)	**1:07.85** *35.16*	8.10	
7	8	**STUPANS Rudolfs**	LAT	31 OCT 1999	0.62	33.53(7)	**1:09.07** *35.54*	9.32	
8	1	**VAZDIKIS Artis**	LAT	22 MAY 2000	0.65	33.58(8)	**1:09.61** *36.03*	9.86	

Heat 4 of 4

1	4	**KLOTZ Matthew James**	USA	24 MAY 1996	0.65	28.00(1)	**58.17** *30.17*		**Q** *DR*
2	5	**KIRCHNER Alexander**	AUS	15 SEP 2002	0.69	30.40(2)	**1:00.89** *30.49*	2.72	**Q**

Legend

Q = Qualified for the next phase **?** = Swim-Off **DSQ** = Disqualified **Q** = Qualified for the next phase
WR = World Record

RANK	LANE	SURNAME & NAME	NOC	BORN	R.T.		TIME	GAP	
3	6	**KENNY Oliver James**	GBR	21 AUG 1997	0.67	31.32(4)	**1:04.73**	6.56	**Q**
							33.41		
4	2	**KUCHUN Dzianis**	BLR	27 SEP 1998	0.61	31.31(3)	**1:07.54**	9.37	
							36.23		
5	1	**MERRITT Samuel**	GBR	10 NOV 1998	0.66	32.39(5)	**1:08.30**	10.13	
							35.91		
6	7	**DENG Mingdong**	CHN	18 SEP 1989	0.86	34.45(6)	**1:10.88**	12.71	
							36.43		
7	8	**BLACKBURN Jacob**	CAN	29 JUN 2001	0.57	35.20(7)	**1:14.49**	16.32	
							39.29		

NOT CLASSIFIED

	3	**MAHMOUDI KHALKHALI Ali**	IRI	21 JUN 1998			**DNS**		

Legend

Q = Qualified for the next phase **?** = Swim-Off **DSQ** = Disqualified **Q** = Qualified for the next phase **WR** = World Record

Results

Event 59
25 JUL 2017

100 m Backstroke - Men
Preliminary

	Record	Name		YOB	NOC	Location	Date
WR	56.06	KLOTZ Matthew			USA	Baton Rouge (USA)	18 JUN 2016
DR	58.24	s*ZHURAVLEV Igor Sergeevic		1997	RUS	Samsun (TUR)	24 JUL 2017

RANK	HEAT	LANE	SURNAME & NAME	NOC	BORN	R.T.	50m	TIME	GAP	
1	4	4	**KLOTZ Matthew James**	USA	24 MAY 1996	0.65	28.00	**58.17**		**Q** *DR*
2	3	4	**KANAJI Yoshikazu**	JPN	13 FEB 1994	0.65	29.19	*30.17* **59.75**	1.58	**Q**
3	2	4	**ZHURAVLEV Igor Sergeevic**	RUS	06 AUG 1997	0.68	29.28	*30.56* **1:00.62**	2.45	**Q**
4	2	5	**SAWKA Juliusz**	POL	29 AUG 1997	0.69	29.18	*31.34* **1:00.68**	2.51	**Q**
5	4	5	**KIRCHNER Alexander**	AUS	15 SEP 2002	0.69	30.40	*31.50* **1:00.89**	2.72	**Q**
6	3	3	**LAVROV Roman**	RUS	15 JUL 1996	0.64	29.68	*30.49* **1:01.12**	2.95	**Q**
7	3	5	**DUDNYK Maksym**	UKR	16 AUG 1993	0.61	29.95	*31.44* **1:02.80**	4.63	**Q**
8	4	6	**KENNY Oliver James**	GBR	21 AUG 1997	0.67	31.32	*32.85* **1:04.73**	6.56	**Q**
9	2	6	**HOPKINS Matthew Khoi**	USA	06 APR 2001	0.61	31.49	*33.41* **1:05.25**	7.08	**R**
10	3	2	**YOUNG Nathan**	GBR	30 MAR 1999	0.64	31.42	*33.76* **1:05.72**	7.55	**R**
11	3	6	**TSYRON Henadzi**	BLR	16 DEC 1988	0.71	32.32	*34.30* **1:06.00**	7.83	
12	2	2	**KUO Ting-Yu**	TPE	25 SEP 2002	0.68	31.32	*33.68* **1:06.04**	7.87	
13	4	2	**KUCHUN Dzianis**	BLR	27 SEP 1998	0.61	31.31	*34.72* **1:07.54**	9.37	
14	2	8	**KIRALY Robert Belian**	HUN	01 AUG 1984	0.61	32.48	*36.23* **1:07.72**	9.55	
15	3	7	**VAN WYK Brandon**	CAN	20 FEB 1995	0.63	32.69	*35.24* **1:07.85**	9.68	
16	4	1	**MERRITT Samuel**	GBR	10 NOV 1998	0.66	32.39	*35.16* **1:08.30**	10.13	
17	1	4	**ZOU Matthew**	USA	12 DEC 2001	0.62	33.30	*35.91* **1:08.31**	10.14	
18	3	8	**STUPANS Rudolfs**	LAT	31 OCT 1999	0.62	33.53	*35.01* **1:09.07**	10.90	
19	2	7	**BAERG Joshua**	CAN	30 SEP 1995	0.64	33.18	*35.54* **1:09.37**	11.20	
20	3	1	**VAZDIKIS Artis**	LAT	22 MAY 2000	0.65	33.58	*36.19* **1:09.61**	11.44	
21	2	1	**RAMIREZ CUADROS Daniel A**	COL	09 MAY 1976	0.67	34.08	*36.03* **1:09.88**	11.71	
22	1	3	**FREUND Balazs**	HUN	16 NOV 2000	0.69	33.22	*35.80* **1:10.18**	12.01	
23	4	7	**DENG Mingdong**	CHN	18 SEP 1989	0.86	34.45	*36.96* **1:10.88**	12.71	
24	1	6	**BROWN Tyler**	USA	01 AUG 2001	0.81	34.87	*36.43* **1:11.98**	13.81	
25	4	8	**BLACKBURN Jacob**	CAN	29 JUN 2001	0.57	35.20	*37.11* **1:14.49**	16.32	
26	1	2	**HUGHES Henry Vincent**	AUS	19 JAN 2004	0.68	38.23	*39.29* **1:18.51**	20.34	
27	1	5	**MURZAGALIYEV Yernar**	KAZ	26 SEP 1992	0.71	38.33	*40.28* **1:19.87**	21.70	
28	1	1	**SIAVICHAY Luis**	ECU	01 AUG 1999	0.65	41.53	*41.54* **1:25.40**	27.23	
								43.87		

NOT CLASSIFIED

	2	3	**LYTVYNENKO Oleksii**	UKR	30 SEP 1996			**DNF**		
	1	7	**SUKAMA M Dandi**	INA	23 JAN 1999			**DNS**		
	4	3	**MAHMOUDI KHALKHALI Ali**	IRI	21 JUN 1998			**DNS**		

Legend

Q = Qualified for the next phase **?** = Swim-Off **DSQ** = Disqualified **Q** = Qualified for the next phase
WR = World Record

Medallists

MEDAL	SURNAME & NAME	NOC

200 m Backstroke - Men

GOLD	**KLOTZ Matthew James**	**USA**
SILVER	**KANAJI Yoshikazu**	**JPN**
BRONZE	**SAWKA Juliusz**	**POL**

Results

Event 38
22 JUL 2017

200 m Backstroke - Men

	Record		Name	YOB	NOC	Location	Date
WR	**2:02.50**	**KLOTZ Matthew**		USA		Omaha (USA)	30 JUN 2016
DR	**2:07.43**	**KLOTZ Matthew**		USA		Sofia (BUL)	02 AUG 2013

Final

RANK	LANE	SURNAME & NAME	NOC	BORN	R.T.	50m	100m		150m	TIME	GAP	
1	4	**KLOTZ Matthew James**	USA	24 MAY 1996	0.59	27.82(1)	58.69(1) *30.87*	C	1:30.35(1) *31.66*	**2:01.96** *31.61*		*WR-DR*
2	5	**KANAJI Yoshikazu**	JPN	13 FEB 1994	0.65	30.20(6)	1:03.28(4) *33.08*		1:35.76(3) *32.48*	**2:07.77** *32.01*	5.81	
3	3	**SAWKA Juliusz**	POL	29 AUG 1997	0.74	29.18(2)	1:00.75(2) *31.57*		1:34.00(2) *33.25*	**2:08.30** *34.30*	6.34	
4	6	**IBARA Ryutaro**	JPN	14 FEB 1994	0.65	30.17(4)	1:03.30(5) *33.13*		1:37.13(4) *33.83*	**2:09.76** *32.63*	7.80	
5	7	**ZHURAVLEV Igor Sergeevic**	RUS	06 AUG 1997	0.67	30.05(3)	1:02.98(3) *32.93*		1:37.22(5) *34.24*	**2:10.82** *33.60*	8.86	
6	1	**KIRCHNER Alexander**	AUS	15 SEP 2002	0.69	31.50(7)	1:05.79(7) *34.29*		1:40.30(7) *34.51*	**2:12.17** *31.87*	10.21	
7	2	**LAVROV Roman**	RUS	15 JUL 1996	0.67	30.19(5)	1:03.71(6) *33.52*		1:37.92(6) *34.21*	**2:12.45** *34.53*	10.49	
8	8	**KENNY Oliver James**	GBR	21 AUG 1997	0.69	32.53(8)	1:08.22(8) *35.69*		1:44.82(8) *36.60*	**2:21.55** *36.73*	19.59	

Legend

Q = Qualified for the next phase **?** = Swim-Off **DSQ** = Disqualified **Q** = Qualified for the next phase **WR** = World Record

Results

Event 31
22 JUL 2017

200 m Backstroke - Men
Preliminary

	Record		Name	YOB	NOC	Location	Date
WR	2:02.50	KLOTZ Matthew		USA		Omaha (USA)	30 JUN 2016
DR	2:07.43	KLOTZ Matthew		USA		Sofia (BUL)	02 AUG 2013

Heat 1 of 3

RANK	LANE	SURNAME & NAME	NOC	BORN	R.T.	50m	100m	150m	TIME	GAP	
1	4	**IBARA Ryutaro**	JPN	14 FEB 1994	0.66	30.61(2)	1:04.22(2) *33.61*	1:38.61(1) *34.39*	**2:12.82** *34.21*		**Q**
2	5	**LAVROV Roman**	RUS	15 JUL 1996	0.64	30.23(1)	1:03.71(1) *33.48*	1:39.19(2) *35.48*	**2:13.84** *34.65*	1.02	**Q**
3	3	**KENNY Oliver James**	GBR	21 AUG 1997	0.69	33.63(4)	1:09.18(3) *35.55*	1:44.44(3) *35.26*	**2:20.02** *35.58*	7.20	**Q**
4	2	**HOPKINS Matthew Khoi**	USA	06 APR 2001	0.66	33.71(5)	1:10.26(5) *36.55*	1:48.31(4) *38.05*	**2:25.56** *37.25*	12.74	
5	6	**MERRITT Samuel**	GBR	10 NOV 1998	0.70	32.88(3)	1:09.30(4) *36.42*	1:48.73(5) *39.43*	**2:28.11** *39.38*	15.29	
6	7	**MAHMOUDI KHALKHALI Ali**	IRI	21 JUN 1998	0.62	37.24(6)	1:16.08(6) *38.84*	2:02.26(6) *46.18*	**2:46.88** *44.62*	34.06	
NOT CLASSIFIED											
	1	**KIRALY Robert Belian**	HUN	01 AUG 1984					**DSQ**		

Heat 2 of 3

RANK	LANE	SURNAME & NAME	NOC	BORN	R.T.	50m	100m	150m	TIME	GAP	
1	4	**KANAJI Yoshikazu**	JPN	13 FEB 1994	0.67	30.97(2)	1:04.52(2) *33.55*	1:37.56(1) *33.04*	**2:10.50** *32.94*		**Q**
2	5	**ZHURAVLEV Igor Sergeevic**	RUS	06 AUG 1997	0.69	30.55(1)	1:04.08(1) *33.53*	1:39.19(2) *35.11*	**2:13.98** *34.79*	3.48	**Q**
3	3	**DUDNYK Maksym**	UKR	16 AUG 1993	0.65	31.85(3)	1:07.76(3) *35.91*	1:45.18(3) *37.42*	**2:22.74** *37.56*	12.24	**R**
4	6	**KUO Ting-Yu**	TPE	25 SEP 2002	0.66	32.25(4)	1:08.70(4) *36.45*	1:47.02(4) *38.32*	**2:25.21** *38.19*	14.71	**R**
5	7	**ZOU Matthew**	USA	12 DEC 2001	0.65	34.15(6)	1:11.43(5) *37.28*	1:50.55(5) *39.12*	**2:29.12** *38.57*	18.62	
6	2	**VAN WYK Brandon**	CAN	20 FEB 1995	0.65	34.07(5)	1:12.78(6) *38.71*	1:52.23(6) *39.45*	**2:32.21** *39.98*	21.71	
NOT CLASSIFIED											
	1	**MURZAGALIYEV Yernar**	KAZ	26 SEP 1992					**DSQ**		

Heat 3 of 3

RANK	LANE	SURNAME & NAME	NOC	BORN	R.T.	50m	100m	150m	TIME	GAP	
1	4	**KLOTZ Matthew James**	USA	24 MAY 1996	0.62	30.08(1)	1:03.85(1) *33.77*	1:37.38(1) *33.53*	**2:09.25** *31.87*		**Q**
2	5	**SAWKA Juliusz**	POL	29 AUG 1997	0.79	31.07(2)	1:04.20(2) *33.13*	1:38.66(2) *34.46*	**2:12.25** *33.59*	3.00	**Q**
3	3	**KIRCHNER Alexander**	AUS	15 SEP 2002	0.69	32.58(4)	1:08.45(3) *35.87*	1:44.17(3) *35.72*	**2:16.12** *31.95*	6.87	**Q**
4	6	**KUCHUN Dzianis**	BLR	27 SEP 1998	0.62	32.48(3)	1:09.24(4) *36.76*	1:49.68(4) *40.44*	**2:30.19** *40.51*	20.94	

Legend

Q = Qualified for the next phase **?** = Swim-Off **DSQ** = Disqualified **Q** = Qualified for the next phase
WR = World Record

RANK	LANE	SURNAME & NAME	NOC	BORN	R.T.				TIME	GAP
5	2	**FREUND Balazs**	HUN	16 NOV 2000	0.70	35.23(6)	1:13.81(6) *38.58*	1:52.60(6) *38.79*	**2:30.39** *37.79*	21.14
6	1	**RAMIREZ CUADROS Daniel A**	COL	09 MAY 1976	0.69	34.30(5)	1:12.42(5) *38.12*	1:52.05(5) *39.63*	**2:34.55** *42.50*	25.30
7	7	**BLACKBURN Jacob**	CAN	29 JUN 2001	0.62	35.98(7)	1:14.88(7) *38.90*	1:56.52(7) *41.64*	**2:37.45** *40.93*	28.20

Legend

Q = Qualified for the next phase **?** = Swim-Off **DSQ** = Disqualified **Q** = Qualified for the next phase **WR** = World Record

Results

Event 31
22 JUL 2017

200 m Backstroke - Men
Preliminary

	Record	Name	YOB	NOC	Location	Date
WR	2:02.50	KLOTZ Matthew		USA	Omaha (USA)	30 JUN 2016
DR	2:07.43	KLOTZ Matthew		USA	Sofia (BUL)	02 AUG 2013

RANK	HEAT	LANE	SURNAME & NAME	NOC	BORN	R.T.	50m	100m	150m	TIME	GAP	
1	3	4	**KLOTZ Matthew James**	USA	24 MAY 1996	0.62	30.08	1:03.85 *33.77*	1:37.38 *33.53*	**2:09.25** *31.87*		**Q**
2	2	4	**KANAJI Yoshikazu**	JPN	13 FEB 1994	0.67	30.97	1:04.52 *33.55*	1:37.56 *33.04*	**2:10.50** *32.94*	1.25	**Q**
3	3	5	**SAWKA Juliusz**	POL	29 AUG 1997	0.79	31.07	1:04.20 *33.13*	1:38.66 *34.46*	**2:12.25** *33.59*	3.00	**Q**
4	1	4	**IBARA Ryutaro**	JPN	14 FEB 1994	0.66	30.61	1:04.22 *33.61*	1:38.61 *34.39*	**2:12.82** *34.21*	3.57	**Q**
5	1	5	**LAVROV Roman**	RUS	15 JUL 1996	0.64	30.23	1:03.71 *33.48*	1:39.19 *35.48*	**2:13.84** *34.65*	4.59	**Q**
6	2	5	**ZHURAVLEV Igor Sergeevic**	RUS	06 AUG 1997	0.69	30.55	1:04.08 *33.53*	1:39.19 *35.11*	**2:13.98** *34.79*	4.73	**Q**
7	3	3	**KIRCHNER Alexander**	AUS	15 SEP 2002	0.69	32.58	1:08.45 *35.87*	1:44.17 *35.72*	**2:16.12** *31.95*	6.87	**Q**
8	1	3	**KENNY Oliver James**	GBR	21 AUG 1997	0.69	33.63	1:09.18 *35.55*	1:44.44 *35.26*	**2:20.02** *35.58*	10.77	**Q**
9	2	3	**DUDNYK Maksym**	UKR	16 AUG 1993	0.65	31.85	1:07.76 *35.91*	1:45.18 *37.42*	**2:22.74** *37.56*	13.49	**R**
10	2	6	**KUO Ting-Yu**	TPE	25 SEP 2002	0.66	32.25	1:08.70 *36.45*	1:47.02 *38.32*	**2:25.21** *38.19*	15.96	**R**
11	1	2	**HOPKINS Matthew Khoi**	USA	06 APR 2001	0.66	33.71	1:10.26 *36.55*	1:48.31 *38.05*	**2:25.56** *37.25*	16.31	
12	1	6	**MERRITT Samuel**	GBR	10 NOV 1998	0.70	32.88	1:09.30 *36.42*	1:48.73 *39.43*	**2:28.11** *39.38*	18.86	
13	2	7	**ZOU Matthew**	USA	12 DEC 2001	0.65	34.15	1:11.43 *37.28*	1:50.55 *39.12*	**2:29.12** *38.57*	19.87	
14	3	6	**KUCHUN Dzianis**	BLR	27 SEP 1998	0.62	32.48	1:09.24 *36.76*	1:49.68 *40.44*	**2:30.19** *40.51*	20.94	
15	3	2	**FREUND Balazs**	HUN	16 NOV 2000	0.70	35.23	1:13.81 *38.58*	1:52.60 *38.79*	**2:30.39** *37.79*	21.14	
16	2	2	**VAN WYK Brandon**	CAN	20 FEB 1995	0.65	34.07	1:12.78 *38.71*	1:52.23 *39.45*	**2:32.21** *39.98*	22.96	
17	3	1	**RAMIREZ CUADROS Daniel A**	COL	09 MAY 1976	0.69	34.30	1:12.42 *38.12*	1:52.05 *39.63*	**2:34.55** *42.50*	25.30	
18	3	7	**BLACKBURN Jacob**	CAN	29 JUN 2001	0.62	35.98	1:14.88 *38.90*	1:56.52 *41.64*	**2:37.45** *40.93*	28.20	
19	1	7	**MAHMOUDI KHALKHALI Ali**	IRI	21 JUN 1998	0.62	37.24	1:16.08 *38.84*	2:02.26 *46.18*	**2:46.88** *44.62*	37.63	

NOT CLASSIFIED

1	1	**KIRALY Robert Belian**	HUN	01 AUG 1984	**DSQ**	
2	1	**MURZAGALIYEV Yernar**	KAZ	26 SEP 1992	**DSQ**	

Legend
Q = Qualified for the next phase **?** = Swim-Off **DSQ** = Disqualified **Q** = Qualified for the next phase
WR = World Record

Medallists

MEDAL	SURNAME & NAME	NOC

50 m Breaststroke - Men

GOLD	**FOMIN Martin Robertovich**	**RUS**
SILVER	**KOLOMIIETS Oleksii**	**UKR**
BRONZE	**MCCOMISH Jack Gordon**	**GBR**

Results

RANK	LANE	SURNAME & NAME	NOC	BORN	R.T.	TIME	GAP

Event 54
24 JUL 2017

50 m Breaststroke - Men

	Record		Name		YOB	NOC	Location	Date
WR		**27.79**	**TITUS Marcus**			USA	Coimbra (POR)	07 AUG 2011
DR		**29.29**	***FOMIN Martin Robertovich**		1994	RUS	Samsun (TUR)	24 JUL 2017

Final

1	4	**FOMIN Martin Robertovich**	RUS	22 MAR 1994	0.72	**29.22**		*DR*
2	5	**KOLOMIIETS Oleksii**	UKR	15 NOV 1997	0.68	**29.36**	0.14	
3	3	**MCCOMISH Jack Gordon**	GBR	01 JUN 1995	0.68	**29.52**	0.30	
4	6	**TURMUDZI Iiham Achmad**	INA	09 JUL 1998	0.48	**29.56**	0.34	
5	2	**LUKYANOV Ilya**	RUS	06 APR 1992	0.72	**30.31**	1.09	
6	7	**IZHACHENKO Filipp**	UKR	15 MAR 1996	0.78	**30.44**	1.22	
7	8	**TSYRON Henadzi**	BLR	16 DEC 1988	0.75	**31.62**	2.40	
8	1	**WUERGES Michael**	GER	04 MAY 1996	0.74	**31.79**	2.57	

Legend

Q = Qualified for the next phase **?** = Swim-Off **DSQ** = Disqualified **Q** = Qualified for the next phase **WR** = World Record

Results

Event 46
24 JUL 2017

50 m Breaststroke - Men
Preliminary

Record		Name	YOB	NOC	Location	Date
WR	27.79	TITUS Marcus		USA	Coimbra (POR)	07 AUG 2011
DR	29.36	PARKIN Terence		RSA	Melbourne (AUS)	08 JAN 2005

Heat 1 of 5

RANK	LANE	SURNAME & NAME	NOC	BORN	R.T.	TIME	GAP	
1	5	**HOPKINS Matthew Khoi**	USA	06 APR 2001	0.81	**34.89**		
2	4	**EROGLU Emirhan**	TUR	11 AUG 1987	0.72	**36.95**	2.06	
3	3	**SIAVICHAY Luis**	ECU	01 AUG 1999	0.67	**44.13**	9.24	

Heat 2 of 5

RANK	LANE	SURNAME & NAME	NOC	BORN	R.T.	TIME	GAP	
1	5	**RAMIREZ CUADROS Daniel A**	COL	09 MAY 1976	0.77	**34.78**		
2	1	**CRUZ Miguel David Duarte**	POR	04 APR 1999	0.62	**34.80**	0.02	
3	3	**GURSOY Emre**	TUR	10 APR 1996	0.69	**35.20**	0.42	
4	2	**BROWN Tyler**	USA	01 AUG 2001	0.67	**35.52**	0.74	
5	7	**OATEN Matthew**	GBR	03 AUG 1999	0.67	**35.60**	0.82	
6	4	**MAHMOUDI KHALKHALI Ali**	IRI	21 JUN 1998	0.67	**37.08**	2.30	
7	6	**SARIOGLU Cihan**	TUR	31 AUG 1999	0.86	**39.68**	4.90	

Heat 3 of 5

RANK	LANE	SURNAME & NAME	NOC	BORN	R.T.	TIME	GAP	
1	4	**MCCOMISH Jack Gordon**	GBR	01 JUN 1995	0.69	**30.09**		**Q**
2	6	**IZHACHENKO Filipp**	UKR	15 MAR 1996	0.75	**30.73**	0.64	**Q**
3	5	**ZURGALIDZE Andriy**	UKR	20 APR 1981	0.93	**31.36**	1.27	
4	3	**TSYRON Vitali**	BLR	09 MAR 1991	0.66	**32.27**	2.18	**R**
5	2	**DE FRUTOS DE PABLOS A.**	ESP	02 SEP 1993	0.76	**32.43**	2.34	
6	1	**BAXTER Thomas John**	GBR	13 JUL 1993	0.76	**34.04**	3.95	
7	7	**ZHASSANOV Nurlan**	KAZ	07 DEC 1984	0.79	**35.89**	5.80	
8	8	**OZYALCIN Ali**	TUR	15 JUN 2000	1.09	**38.41**	8.32	

Heat 4 of 5

RANK	LANE	SURNAME & NAME	NOC	BORN	R.T.	TIME	GAP	
1	4	**TURMUDZI Iiham Achmad**	INA	09 JUL 1998	0.50	**30.28**		**Q**
2	5	**LUKYANOV Ilya**	RUS	06 APR 1992	0.75	**30.37**	0.09	**Q**
3	7	**KISS Adam**	HUN	28 OCT 1996	0.70	**32.60**	2.32	
4	2	**CHUANG Che-Kai**	TPE	29 DEC 1996	0.79	**32.68**	2.40	
5	3	**CHAI Ye Ji**	KOR	09 MAR 2001	0.58	**32.80**	2.52	
6	8	**KELLEHER Liam**	IRL	22 FEB 1999	0.69	**33.89**	3.61	

NOT CLASSIFIED

	1	**NASOULAS Dimitrios**	GRE	07 APR 1999		**DNS**		

Legend

Q = Qualified for the next phase **?** = Swim-Off **DSQ** = Disqualified **Q** = Qualified for the next phase
WR = World Record

RANK	LANE	SURNAME & NAME	NOC	BORN	R.T.	TIME	GAP	
	6	**CHOTKOWSKI Bartosz**	POL	30 JUN 1999		**DNS**		

Heat 5 of 5

1	4	**FOMIN Martin Robertovich**	RUS	22 MAR 1994	0.74	**29.29**		**Q** *DR*
2	5	**KOLOMIIETS Oleksii**	UKR	15 NOV 1997	0.70	**30.00**	0.71	**Q**
3	3	**KONKIN Viktor**	UKR	08 JAN 1994	0.70	**31.22**	1.93	
4	8	**WUERGES Michael**	GER	04 MAY 1996	0.73	**31.67**	2.38	**Q**
5	2	**TSYRON Henadzi**	BLR	16 DEC 1988	0.74	**31.77**	2.48	**Q**
6	6	**BAERG Joshua**	CAN	30 SEP 1995	0.68	**31.95**	2.66	**R**
7	7	**ZGOMBA Antonio**	CRO	05 NOV 2000	0.65	**33.86**	4.57	
8	1	**MURZAGALIYEV Yernar**	KAZ	26 SEP 1992	0.79	**36.73**	7.44	

Legend

Q = Qualified for the next phase **?** = Swim-Off **DSQ** = Disqualified **Q** = Qualified for the next phase **WR** = World Record

Results

Event 46
24 JUL 2017

50 m Breaststroke - Men
Preliminary

	Record	Name	YOB	NOC	Location	Date
WR	27.79	TITUS Marcus		USA	Coimbra (POR)	07 AUG 2011
DR	29.36	PARKIN Terence		RSA	Melbourne (AUS)	08 JAN 2005

RANK	HEAT	LANE	SURNAME & NAME	NOC	BORN	R.T.	TIME	GAP	
1	5	4	**FOMIN Martin Robertovich**	RUS	22 MAR 1994	0.74	**29.29**		**Q** *DR*
2	5	5	**KOLOMIIETS Oleksii**	UKR	15 NOV 1997	0.70	**30.00**	0.71	**Q**
3	3	4	**MCCOMISH Jack Gordon**	GBR	01 JUN 1995	0.69	**30.09**	0.80	**Q**
4	4	4	**TURMUDZI Iiham Achmad**	INA	09 JUL 1998	0.50	**30.28**	0.99	**Q**
5	4	5	**LUKYANOV Ilya**	RUS	06 APR 1992	0.75	**30.37**	1.08	**Q**
6	3	6	**IZHACHENKO Filipp**	UKR	15 MAR 1996	0.75	**30.73**	1.44	**Q**
7	5	3	**KONKIN Viktor**	UKR	08 JAN 1994	0.70	**31.22**	1.93	
8	3	5	**ZURGALIDZE Andriy**	UKR	20 APR 1981	0.93	**31.36**	2.07	
9	5	8	**WUERGES Michael**	GER	04 MAY 1996	0.73	**31.67**	2.38	**Q**
10	5	2	**TSYRON Henadzi**	BLR	16 DEC 1988	0.74	**31.77**	2.48	**Q**
11	5	6	**BAERG Joshua**	CAN	30 SEP 1995	0.68	**31.95**	2.66	**R**
12	3	3	**TSYRON Vitali**	BLR	09 MAR 1991	0.66	**32.27**	2.98	**R**
13	3	2	**DE FRUTOS DE PABLOS A.**	ESP	02 SEP 1993	0.76	**32.43**	3.14	
14	4	7	**KISS Adam**	HUN	28 OCT 1996	0.70	**32.60**	3.31	
15	4	2	**CHUANG Che-Kai**	TPE	29 DEC 1996	0.79	**32.68**	3.39	
16	4	3	**CHAI Ye Ji**	KOR	09 MAR 2001	0.58	**32.80**	3.51	
17	5	7	**ZGOMBA Antonio**	CRO	05 NOV 2000	0.65	**33.86**	4.57	
18	4	8	**KELLEHER Liam**	IRL	22 FEB 1999	0.69	**33.89**	4.60	
19	3	1	**BAXTER Thomas John**	GBR	13 JUL 1993	0.76	**34.04**	4.75	
20	2	5	**RAMIREZ CUADROS Daniel A**	COL	09 MAY 1976	0.77	**34.78**	5.49	
21	2	1	**CRUZ Miguel David Duarte**	POR	04 APR 1999	0.62	**34.80**	5.51	
22	1	5	**HOPKINS Matthew Khoi**	USA	06 APR 2001	0.81	**34.89**	5.60	
23	2	3	**GURSOY Emre**	TUR	10 APR 1996	0.69	**35.20**	5.91	
24	2	2	**BROWN Tyler**	USA	01 AUG 2001	0.67	**35.52**	6.23	
25	2	7	**OATEN Matthew**	GBR	03 AUG 1999	0.67	**35.60**	6.31	
26	3	7	**ZHASSANOV Nurlan**	KAZ	07 DEC 1984	0.79	**35.89**	6.60	
27	5	1	**MURZAGALIYEV Yernar**	KAZ	26 SEP 1992	0.79	**36.73**	7.44	
28	1	4	**EROGLU Emirhan**	TUR	11 AUG 1987	0.72	**36.95**	7.66	
29	2	4	**MAHMOUDI KHALKHALI Ali**	IRI	21 JUN 1998	0.67	**37.08**	7.79	
30	3	8	**OZYALCIN Ali**	TUR	15 JUN 2000	1.09	**38.41**	9.12	
31	2	6	**SARIOGLU Cihan**	TUR	31 AUG 1999	0.86	**39.68**	10.39	

Legend

Q = Qualified for the next phase **?** = Swim-Off **DSQ** = Disqualified **Q** = Qualified for the next phase
WR = World Record

RANK	HEAT	LANE	SURNAME & NAME	NOC	BORN	R.T.	TIME	GAP
32	1	3	**SIAVICHAY Luis**	ECU	01 AUG 1999	0.67	**44.13**	14.84

NOT CLASSIFIED

4	1	**NASOULAS Dimitrios**	GRE	07 APR 1999		**DNS**	
4	6	**CHOTKOWSKI Bartosz**	POL	30 JUN 1999		**DNS**	

Legend

Q = Qualified for the next phase **?** = Swim-Off **DSQ** = Disqualified **Q** = Qualified for the next phase **WR** = World Record

Medallists

MEDAL	SURNAME & NAME	NOC

100 m Breaststroke - Men

GOLD	**MCCOMISH Jack Gordon**	**GBR**
SILVER	**FOMIN Martin Robertovich**	**RUS**
BRONZE	**TURMUDZI Iiham Achmad**	**INA**

Results

RANK	LANE	SURNAME & NAME	NOC	BORN	R.T.	50m	TIME	GAP

Event 23
21 JUL 2017

100 m Breaststroke - Men

	Record		Name	YOB	NOC	Location	Date
WR	**1:00.00**	**TITUS Marcus**		USA		Indianapolis (USA)	07 JUL 2009
DR	**1:03.51**	**PARKIN Terence**		RSA		Taipei (TPE)	11 SEP 2009

Final

1	5	**MCCOMISH Jack Gordon**	GBR	01 JUN 1995	0.78	30.14(2)	**1:04.11**	
							33.97	
2	4	**FOMIN Martin Robertovich**	RUS	22 MAR 1994	0.73	29.94(1)	**1:04.15**	0.04
							34.21	
3	3	**TURMUDZI Iiham Achmad**	INA	09 JUL 1998	0.52	30.67(4)	**1:04.66**	0.55
							33.99	
4	6	**KOLOMIIETS Oleksii**	UKR	15 NOV 1997	0.70	30.33(3)	**1:06.03**	1.92
							35.70	
5	2	**LUKYANOV Ilya**	RUS	06 APR 1992	0.94	30.92(5)	**1:06.61**	2.50
							35.69	
6	7	**IZHACHENKO Filipp**	UKR	15 MAR 1996	0.78	31.06(6)	**1:06.99**	2.88
							35.93	
7	1	**BAERG Joshua**	CAN	30 SEP 1995	0.68	32.45(7)	**1:10.86**	6.75
							38.41	
7	8	**CHAI Ye Ji**	KOR	09 MAR 2001	0.76	33.01(8)	**1:10.86**	6.75
							37.85	

Legend

Q = Qualified for the next phase **?** = Swim-Off **DSQ** = Disqualified **Q** = Qualified for the next phase
WR = World Record

Results

Event 17
21 JUL 2017

100 m Breaststroke - Men
Preliminary

Record		Name	YOB	NOC	Location	Date
WR	1:00.00	TITUS Marcus	USA		Indianapolis (USA)	07 JUL 2009
DR	1:03.51	PARKIN Terence	RSA		Taipei (TPE)	11 SEP 2009

Heat 1 of 4

RANK	LANE	SURNAME & NAME	NOC	BORN	R.T.	50m	TIME	GAP	
1	4	**OATEN Matthew**	GBR	03 AUG 1999	0.71	36.94(2)	**1:20.04** *43.10*		
2	5	**FLYMAN Robin**	SWE	09 JUN 1995	0.71	37.65(4)	**1:22.86** *45.21*	2.82	
3	6	**GURSOY Emre**	TUR	10 APR 1996	0.75	37.49(3)	**1:22.95** *45.46*	2.91	
4	7	**EROGLU Emirhan**	TUR	11 AUG 1987	0.72	36.76(1)	**1:23.81** *47.05*	3.77	
5	3	**OZYALCIN Ali**	TUR	15 JUN 2000	0.75	40.03(5)	**1:26.86** *46.83*	6.82	
6	1	**SANCHEZ Alejandro Angel**	ECU	31 AUG 1996	0.93	40.04(6)	**1:27.79** *47.75*	7.75	
7	2	**SARIOGLU Cihan**	TUR	31 AUG 1999	0.71	42.30(7)	**1:31.67** *49.37*	11.63	
8	8	**SIAVICHAY Luis**	ECU	01 AUG 1999	0.88	46.68(8)	**1:42.88** *56.20*	22.84	

Heat 2 of 4

RANK	LANE	SURNAME & NAME	NOC	BORN	R.T.	50m	TIME	GAP	
1	5	**LUKYANOV Ilya**	RUS	06 APR 1992	0.77	31.09(1)	**1:07.03** *35.94*		**Q**
2	4	**ZURGALIDZE Andriy**	UKR	20 APR 1981	1.02	31.72(2)	**1:07.45** *35.73*	0.42	
3	6	**DE FRUTOS DE PABLOS A.**	ESP	02 SEP 1993	0.81	32.81(3)	**1:11.76** *38.95*	4.73	**R**
4	7	**BAXTER Thomas John**	GBR	13 JUL 1993	0.79	34.55(4)	**1:16.95** *42.40*	9.92	
5	2	**BROWN Tyler**	USA	01 AUG 2001	0.66	36.02(5)	**1:17.36** *41.34*	10.33	
6	1	**ZHASSANOV Nurlan**	KAZ	07 DEC 1984	0.80	37.31(6)	**1:20.06** *42.75*	13.03	
7	8	**ZOU Matthew**	USA	12 DEC 2001	0.65	38.01(7)	**1:20.31** *42.30*	13.28	

NOT CLASSIFIED

	3	**CHOTKOWSKI Bartosz**	POL	30 JUN 1999			**DNS**		

Heat 3 of 4

RANK	LANE	SURNAME & NAME	NOC	BORN	R.T.	50m	TIME	GAP	
1	4	**FOMIN Martin Robertovich**	RUS	22 MAR 1994	0.77	30.60(2)	**1:05.00** *34.40*		**Q**
2	5	**MCCOMISH Jack Gordon**	GBR	01 JUN 1995	0.68	30.59(1)	**1:05.53** *34.94*	0.53	**Q**
3	6	**BAERG Joshua**	CAN	30 SEP 1995	0.72	32.15(3)	**1:10.42** *38.27*	5.42	**Q**
4	3	**TSYRON Vitali**	BLR	09 MAR 1991	0.59	33.90(4)	**1:12.96** *39.06*	7.96	
5	2	**ZGOMBA Antonio**	CRO	05 NOV 2000	0.70	34.75(6)	**1:13.83** *39.08*	8.83	
6	7	**KELLEHER Liam**	IRL	22 FEB 1999	0.83	34.35(5)	**1:14.08** *39.73*	9.08	
7	1	**KUO Ting-Yu**	TPE	25 SEP 2002	0.80	34.97(7)	**1:15.60** *40.63*	10.60	
8	8	**BLACKBURN Jacob**	CAN	29 JUN 2001	0.67	35.47(8)	**1:16.57** *41.10*	11.57	

Heat 4 of 4

RANK	LANE	SURNAME & NAME	NOC	BORN	R.T.	50m	TIME	GAP	
1	4	**TURMUDZI Iiham Achmad**	INA	09 JUL 1998	0.57	31.27(3)	**1:05.93** *34.66*		**Q**
2	5	**KOLOMIIETS Oleksii**	UKR	15 NOV 1997	0.71	30.91(1)	**1:05.94** *35.03*	0.01	**Q**

Legend

Q = Qualified for the next phase **?** = Swim-Off **DSQ** = Disqualified **Q** = Qualified for the next phase
WR = World Record

RANK	LANE	SURNAME & NAME	NOC	BORN	R.T.		TIME	GAP	
3	3	**IZHACHENKO Filipp**	UKR	15 MAR 1996	0.77	30.96(2)	**1:07.40** *36.44*	1.47	**Q**
4	6	**CHAI Ye Ji**	KOR	09 MAR 2001	0.74	32.81(4)	**1:11.00** *38.19*	5.07	**Q**
5	1	**WUERGES Michael**	GER	04 MAY 1996	0.80	33.24(5)	**1:11.49** *38.25*	5.56	**R**
6	2	**CHUANG Che-Kai**	TPE	29 DEC 1996	0.80	33.40(6)	**1:12.50** *39.10*	6.57	
7	8	**RAMIREZ CUADROS Daniel A**	COL	09 MAY 1976	0.81	36.47(8)	**1:17.83** *41.36*	11.90	
8	7	**MAHMOUDI KHALKHALI Ali**	IRI	21 JUN 1998	0.72	35.79(7)	**1:23.57** *47.78*	17.64	

Legend

Q = Qualified for the next phase **?** = Swim-Off **DSQ** = Disqualified **Q** = Qualified for the next phase **WR** = World Record

Results

Event 17
21 JUL 2017

100 m Breaststroke - Men
Preliminary

	Record	Name	YOB	NOC	Location	Date
WR	1:00.00	TITUS Marcus		USA	Indianapolis (USA)	07 JUL 2009
DR	1:03.51	PARKIN Terence		RSA	Taipei (TPE)	11 SEP 2009

RANK	HEAT	LANE	SURNAME & NAME	NOC	BORN	R.T.	50m	TIME	GAP	
1	3	4	**FOMIN Martin Robertovich**	RUS	22 MAR 1994	0.77	30.60	**1:05.00**		**Q**
2	3	5	**MCCOMISH Jack Gordon**	GBR	01 JUN 1995	0.68	30.59	*34.40* **1:05.53**	0.53	**Q**
3	4	4	**TURMUDZI Iiham Achmad**	INA	09 JUL 1998	0.57	31.27	*34.94* **1:05.93**	0.93	**Q**
4	4	5	**KOLOMIIETS Oleksii**	UKR	15 NOV 1997	0.71	30.91	*34.66* **1:05.94**	0.94	**Q**
5	2	5	**LUKYANOV Ilya**	RUS	06 APR 1992	0.77	31.09	*35.03* **1:07.03**	2.03	**Q**
6	4	3	**IZHACHENKO Filipp**	UKR	15 MAR 1996	0.77	30.96	*35.94* **1:07.40**	2.40	**Q**
7	2	4	**ZURGALIDZE Andriy**	UKR	20 APR 1981	1.02	31.72	*36.44* **1:07.45**	2.45	
8	3	6	**BAERG Joshua**	CAN	30 SEP 1995	0.72	32.15	*35.73* **1:10.42**	5.42	**Q**
9	4	6	**CHAI Ye Ji**	KOR	09 MAR 2001	0.74	32.81	*38.27* **1:11.00**	6.00	**Q**
10	4	1	**WUERGES Michael**	GER	04 MAY 1996	0.80	33.24	*38.19* **1:11.49**	6.49	**R**
11	2	6	**DE FRUTOS DE PABLOS A.**	ESP	02 SEP 1993	0.81	32.81	*38.25* **1:11.76**	6.76	**R**
12	4	2	**CHUANG Che-Kai**	TPE	29 DEC 1996	0.80	33.40	*38.95* **1:12.50**	7.50	
13	3	3	**TSYRON Vitali**	BLR	09 MAR 1991	0.59	33.90	*39.10* **1:12.96**	7.96	
14	3	2	**ZGOMBA Antonio**	CRO	05 NOV 2000	0.70	34.75	*39.06* **1:13.83**	8.83	
15	3	7	**KELLEHER Liam**	IRL	22 FEB 1999	0.83	34.35	*39.08* **1:14.08**	9.08	
16	3	1	**KUO Ting-Yu**	TPE	25 SEP 2002	0.80	34.97	*39.73* **1:15.60**	10.60	
17	3	8	**BLACKBURN Jacob**	CAN	29 JUN 2001	0.67	35.47	*40.63* **1:16.57**	11.57	
18	2	7	**BAXTER Thomas John**	GBR	13 JUL 1993	0.79	34.55	*41.10* **1:16.95**	11.95	
19	2	2	**BROWN Tyler**	USA	01 AUG 2001	0.66	36.02	*42.40* **1:17.36**	12.36	
20	4	8	**RAMIREZ CUADROS Daniel A**	COL	09 MAY 1976	0.81	36.47	*41.34* **1:17.83**	12.83	
21	1	4	**OATEN Matthew**	GBR	03 AUG 1999	0.71	36.94	*41.36* **1:20.04**	15.04	
22	2	1	**ZHASSANOV Nurlan**	KAZ	07 DEC 1984	0.80	37.31	*43.10* **1:20.06**	15.06	
23	2	8	**ZOU Matthew**	USA	12 DEC 2001	0.65	38.01	*42.75* **1:20.31**	15.31	
24	1	5	**FLYMAN Robin**	SWE	09 JUN 1995	0.71	37.65	*42.30* **1:22.86**	17.86	
25	1	6	**GURSOY Emre**	TUR	10 APR 1996	0.75	37.49	*45.21* **1:22.95**	17.95	
26	4	7	**MAHMOUDI KHALKHALI Ali**	IRI	21 JUN 1998	0.72	35.79	*45.46* **1:23.57**	18.57	
27	1	7	**EROGLU Emirhan**	TUR	11 AUG 1987	0.72	36.76	*47.78* **1:23.81**	18.81	
28	1	3	**OZYALCIN Ali**	TUR	15 JUN 2000	0.75	40.03	*47.05* **1:26.86**	21.86	
29	1	1	**SANCHEZ Alejandro Angel**	ECU	31 AUG 1996	0.93	40.04	*46.83* **1:27.79**	22.79	
30	1	2	**SARIOGLU Cihan**	TUR	31 AUG 1999	0.71	42.30	*47.75* **1:31.67**	26.67	
31	1	8	**SIAVICHAY Luis**	ECU	01 AUG 1999	0.88	46.68	*49.37* **1:42.88** *56.20*	37.88	

Legend

Q = Qualified for the next phase **?** = Swim-Off **DSQ** = Disqualified **Q** = Qualified for the next phase
WR = World Record

RANK	HEAT	LANE	SURNAME & NAME	NOC	BORN	R.T.	TIME	GAP

NOT CLASSIFIED

	2	3	**CHOTKOWSKI Bartosz**	POL	30 JUN 1999		**DNS**	

Legend

Q = Qualified for the next phase **?** = Swim-Off **DSQ** = Disqualified **Q** = Qualified for the next phase **WR** = World Record

Medallists

MEDAL	SURNAME & NAME	NOC

200 m Breaststroke - Men

GOLD	**FOMIN Martin Robertovich**	**RUS**
SILVER	**TURMUDZI Ilham Achmad**	**INA**
BRONZE	**MCCOMISH Jack Gordon**	**GBR**

Results

Event 78
26 JUL 2017

200 m Breaststroke - Men

	Record		Name	YOB	NOC	Location	Date
WR	**2:12.50**	**PARKIN Terence**		RSA		Sydney (AUS)	20 SEP 2000
DR	**2:16.32**	**PARKIN Terence**		RSA		Taipei (TPE)	08 SEP 2009

Final

RANK	LANE	SURNAME & NAME	NOC	BORN	R.T.	50m	100m	150m	TIME	GAP
1	2	**FOMIN Martin Robertovich**	RUS	22 MAR 1994	0.75	31.60(1)	1:08.15(1) *36.55*	1:45.08(1) *36.93*	**2:21.61** *36.53*	
2	6	**TURMUDZI Ilham Achmad**	INA	09 JUL 1998	0.64	32.17(4)	1:08.17(2) *36.00*	1:45.36(2) *37.19*	**2:21.90** *36.54*	0.29
3	5	**MCCOMISH Jack Gordon**	GBR	01 JUN 1995	0.69	33.14(6)	1:09.75(6) *36.61*	1:46.47(3) *36.72*	**2:23.03** *36.56*	1.42
4	3	**LUKYANOV Ilya**	RUS	06 APR 1992	0.68	32.11(2)	1:09.28(5) *37.17*	1:46.77(6) *37.49*	**2:24.69** *37.92*	3.08
5	7	**KOLOMIIETS Oleksii**	UKR	15 NOV 1997	0.75	32.67(5)	1:08.94(3) *36.27*	1:46.66(4) *37.72*	**2:25.84** *39.18*	4.23
6	4	**ZURGALIDZE Andriy**	UKR	20 APR 1981	0.95	32.15(3)	1:09.10(4) *36.95*	1:46.68(5) *37.58*	**2:26.07** *39.39*	4.46
7	1	**CHUANG Che-Kai**	TPE	29 DEC 1996	0.76	34.69(8)	1:14.21(7) *39.52*	1:55.49(7) *41.28*	**2:36.94** *41.45*	15.33
8	8	**BAERG Joshua**	CAN	30 SEP 1995	0.69	34.38(7)	1:14.28(8) *39.90*	1:55.74(8) *41.46*	**2:37.85** *42.11*	16.24

Legend

Q = Qualified for the next phase **?** = Swim-Off **DSQ** = Disqualified **Q** = Qualified for the next phase
WR = World Record

Results

Event 71
26 JUL 2017

200 m Breaststroke - Men
Preliminary

	Record		Name	YOB	NOC	Location	Date
WR	**2:12.50**	**PARKIN Terence**		RSA		Sydney (AUS)	20 SEP 2000
DR	**2:16.32**	**PARKIN Terence**		RSA		Taipei (TPE)	08 SEP 2009

Heat 1 of 3

RANK	LANE	SURNAME & NAME	NOC	BORN	R.T.	50m	100m	150m	TIME	GAP	
1	4	**ZURGALIDZE Andriy**	UKR	20 APR 1981	0.98	32.69(1)	1:09.90(2) *37.21*	1:48.63(2) *38.73*	**2:27.09** *38.46*		**Q**
2	5	**MCCOMISH Jack Gordon**	GBR	01 JUN 1995	0.71	32.99(2)	1:09.86(1) *36.87*	1:47.57(1) *37.71*	**2:27.16** *39.59*	0.07	**Q**
3	3	**BAERG Joshua**	CAN	30 SEP 1995	0.69	34.47(3)	1:14.54(3) *40.07*	1:55.97(3) *41.43*	**2:38.87** *42.90*	11.78	**Q**
4	6	**WUERGES Michael**	GER	04 MAY 1996	0.79	35.68(4)	1:15.68(4) *40.00*	1:56.99(4) *41.31*	**2:39.99** *43.00*	12.90	**R**
5	2	**ZGOMBA Antonio**	CRO	05 NOV 2000	0.70	36.17(5)	1:17.41(5) *41.24*	1:59.50(5) *42.09*	**2:41.58** *42.08*	14.49	
6	7	**BLACKBURN Jacob**	CAN	29 JUN 2001	0.54	36.36(6)	1:18.71(6) *42.35*	2:02.54(6) *43.83*	**2:46.92** *44.38*	19.83	
7	1	**SARIOGLU Cihan**	TUR	31 AUG 1999	0.80	42.81(7)	1:33.38(7) *50.57*	2:27.55(7) *54.17*	**3:21.00** *53.45*	53.91	

Heat 2 of 3

1	4	**FOMIN Martin Robertovich**	RUS	22 MAR 1994	0.77	32.95(1)	1:12.02(1) *39.07*	1:50.88(1) *38.86*	**2:28.90** *38.02*		**Q**
2	5	**KOLOMIIETS Oleksii**	UKR	15 NOV 1997	0.70	33.89(2)	1:12.76(2) *38.87*	1:51.92(2) *39.16*	**2:30.32** *38.40*	1.42	
3	6	**CHAI Ye Ji**	KOR	09 MAR 2001	0.78	34.36(4)	1:14.12(4) *39.76*	1:56.38(4) *42.26*	**2:39.99** *43.61*	11.09	**R**
4	2	**DE FRUTOS DE PABLOS A.**	ESP	02 SEP 1993	0.87	34.18(3)	1:14.11(3) *39.93*	1:56.36(3) *42.25*	**2:40.52** *44.16*	11.62	
5	7	**ZOU Matthew**	USA	12 DEC 2001	0.59	38.27(5)	1:21.22(5) *42.95*	2:06.20(5) *44.98*	**2:50.92** *44.72*	22.02	

NOT CLASSIFIED

	1	**ZHASSANOV Nurlan**	KAZ	07 DEC 1984					**DNF**		
	3	**CHOTKOWSKI Bartosz**	POL	30 JUN 1999					**DNS**		

Heat 3 of 3

1	5	**LUKYANOV Ilya**	RUS	06 APR 1992	0.65	33.06(1)	1:11.69(2) *38.63*	1:50.36(3) *38.67*	**2:28.29** *37.93*		**Q**
2	4	**TURMUDZI Ilham Achmad**	INA	09 JUL 1998	0.50	33.54(2)	1:11.37(1) *37.83*	1:49.74(1) *38.37*	**2:28.35** *38.61*	0.06	**Q**
3	3	**IZHACHENKO Filipp**	UKR	15 MAR 1996	0.78	33.55(3)	1:11.73(3) *38.18*	1:50.35(2) *38.62*	**2:28.89** *38.54*	0.60	**Q**
4	6	**CHUANG Che-Kai**	TPE	29 DEC 1996	0.78	35.28(4)	1:15.27(4) *39.99*	1:56.84(4) *41.57*	**2:37.81** *40.97*	9.52	**Q**
5	7	**KELLEHER Liam**	IRL	22 FEB 1999	0.58	36.44(5)	1:18.05(5) *41.61*	2:01.24(5) *43.19*	**2:45.06** *43.82*	16.77	

Legend

Q = Qualified for the next phase **?** = Swim-Off **DSQ** = Disqualified **Q** = Qualified for the next phase
WR = World Record

RANK	LANE	SURNAME & NAME	NOC	BORN	R.T.				TIME	GAP
6	2	**BROWN Tyler**	USA	01 AUG 2001	0.80	37.02(7)	1:19.39(6) *42.37*	2:03.16(6) *43.77*	**2:48.02** *44.86*	19.73
7	1	**ENRIQUEZ Yuliam Riveido**	COL	28 MAR 2004	0.67	36.98(6)	1:20.48(7) *43.50*	2:06.23(7) *45.75*	**2:52.92** *46.69*	24.63

Legend

Q = Qualified for the next phase **?** = Swim-Off **DSQ** = Disqualified **Q** = Qualified for the next phase **WR** = World Record

Results

Event 71
26 JUL 2017

200 m Breaststroke - Men
Preliminary

	Record	Name	YOB	NOC	Location	Date
WR	2:12.50	PARKIN Terence		RSA	Sydney (AUS)	20 SEP 2000
DR	2:16.32	PARKIN Terence		RSA	Taipei (TPE)	08 SEP 2009

RANK	HEAT	LANE	SURNAME & NAME	NOC	BORN	R.T.	50m	100m	150m	TIME	GAP	
1	1	4	**ZURGALIDZE Andriy**	UKR	20 APR 1981	0.98	32.69	1:09.90 *37.21*	1:48.63 *38.73*	**2:27.09** *38.46*		**Q**
2	1	5	**MCCOMISH Jack Gordon**	GBR	01 JUN 1995	0.71	32.99	1:09.86 *36.87*	1:47.57 *37.71*	**2:27.16** *39.59*	0.07	**Q**
3	3	5	**LUKYANOV Ilya**	RUS	06 APR 1992	0.65	33.06	1:11.69 *38.63*	1:50.36 *38.67*	**2:28.29** *37.93*	1.20	**Q**
4	3	4	**TURMUDZI Ilham Achmad**	INA	09 JUL 1998	0.50	33.54	1:11.37 *37.83*	1:49.74 *38.37*	**2:28.35** *38.61*	1.26	**Q**
5	3	3	**IZHACHENKO Filipp**	UKR	15 MAR 1996	0.78	33.55	1:11.73 *38.18*	1:50.35 *38.62*	**2:28.89** *38.54*	1.80	**Q**
6	2	4	**FOMIN Martin Robertovich**	RUS	22 MAR 1994	0.77	32.95	1:12.02 *39.07*	1:50.88 *38.86*	**2:28.90** *38.02*	1.81	**Q**
7	2	5	**KOLOMIIETS Oleksii**	UKR	15 NOV 1997	0.70	33.89	1:12.76 *38.87*	1:51.92 *39.16*	**2:30.32** *38.40*	3.23	
8	3	6	**CHUANG Che-Kai**	TPE	29 DEC 1996	0.78	35.28	1:15.27 *39.99*	1:56.84 *41.57*	**2:37.81** *40.97*	10.72	**Q**
9	1	3	**BAERG Joshua**	CAN	30 SEP 1995	0.69	34.47	1:14.54 *40.07*	1:55.97 *41.43*	**2:38.87** *42.90*	11.78	**Q**
10	2	6	**CHAI Ye Ji**	KOR	09 MAR 2001	0.78	34.36	1:14.12 *39.76*	1:56.38 *42.26*	**2:39.99** *43.61*	12.90	**R**
10	1	6	**WUERGES Michael**	GER	04 MAY 1996	0.79	35.68	1:15.68 *40.00*	1:56.99 *41.31*	**2:39.99** *43.00*	12.90	**R**
12	2	2	**DE FRUTOS DE PABLOS A.**	ESP	02 SEP 1993	0.87	34.18	1:14.11 *39.93*	1:56.36 *42.25*	**2:40.52** *44.16*	13.43	
13	1	2	**ZGOMBA Antonio**	CRO	05 NOV 2000	0.70	36.17	1:17.41 *41.24*	1:59.50 *42.09*	**2:41.58** *42.08*	14.49	
14	3	7	**KELLEHER Liam**	IRL	22 FEB 1999	0.58	36.44	1:18.05 *41.61*	2:01.24 *43.19*	**2:45.06** *43.82*	17.97	
15	1	7	**BLACKBURN Jacob**	CAN	29 JUN 2001	0.54	36.36	1:18.71 *42.35*	2:02.54 *43.83*	**2:46.92** *44.38*	19.83	
16	3	2	**BROWN Tyler**	USA	01 AUG 2001	0.80	37.02	1:19.39 *42.37*	2:03.16 *43.77*	**2:48.02** *44.86*	20.93	
17	2	7	**ZOU Matthew**	USA	12 DEC 2001	0.59	38.27	1:21.22 *42.95*	2:06.20 *44.98*	**2:50.92** *44.72*	23.83	
18	3	1	**ENRIQUEZ Yuliam Riveido**	COL	28 MAR 2004	0.67	36.98	1:20.48 *43.50*	2:06.23 *45.75*	**2:52.92** *46.69*	25.83	
19	1	1	**SARIOGLU Cihan**	TUR	31 AUG 1999	0.80	42.81	1:33.38 *50.57*	2:27.55 *54.17*	**3:21.00** *53.45*	53.91	

NOT CLASSIFIED

	2	1	**ZHASSANOV Nurlan**	KAZ	07 DEC 1984					**DNF**		
	2	3	**CHOTKOWSKI Bartosz**	POL	30 JUN 1999					**DNS**		

Legend

Q = Qualified for the next phase **?** = Swim-Off **DSQ** = Disqualified **Q** = Qualified for the next phase
WR = World Record

Medallists

MEDAL	SURNAME & NAME	NOC

50 m Butterfly - Men

GOLD	**ZHIVAEV Andrei**	**RUS**
SILVER	**KLOTZ Matthew James**	**USA**
BRONZE	**TRISHKIN Ilia Mikhailovi**	**RUS**

Results

Event 40
22 JUL 2017

50 m Butterfly - Men

	Record		Name	YOB	NOC	Location	Date
WR	**24.82**	**XU Jia Hui**		CHN		Taipei (TPE)	11 SEP 2009
DR	**24.82**	**XU Jia Hui**		CHN		Taipei (TPE)	11 SEP 2009

Final

RANK	LANE	SURNAME & NAME	NOC	BORN	R.T.	TIME	GAP	
1	4	**ZHIVAEV Andrei**	RUS	30 JUN 1998	0.56	**24.75**		*WR-DR*
2	6	**KLOTZ Matthew James**	USA	24 MAY 1996	0.64	**25.65**	0.90	
3	3	**TRISHKIN Ilia Mikhailovi**	RUS	15 JUL 1989	0.71	**25.76**	1.01	
4	5	**GERMANO Luca**	ITA	26 MAY 1988	0.75	**25.91**	1.16	
5	7	**IBARA Ryutaro**	JPN	14 FEB 1994	0.58	**25.93**	1.18	
6	2	**LLANOS Emanuel**	ARG	03 OCT 1997	0.57	**26.21**	1.46	
7	1	**NEVES Tiago Correia**	POR	14 SEP 1997	0.68	**26.29**	1.54	
8	8	**KABBACH Guilherme Maia**	BRA	11 JUN 1989	0.76	**26.41**	1.66	

Legend

Q = Qualified for the next phase **?** = Swim-Off **DSQ** = Disqualified **Q** = Qualified for the next phase
WR = World Record

Results

Event 33
22 JUL 2017

50 m Butterfly - Men
Preliminary

Record		Name	YOB	NOC	Location	Date
WR	24.82	XU Jia Hui		CHN	Taipei (TPE)	11 SEP 2009
DR	24.82	XU Jia Hui		CHN	Taipei (TPE)	11 SEP 2009

Heat 1 of 7

RANK	LANE	SURNAME & NAME	NOC	BORN	R.T.	TIME	GAP	
1	3	**HOPKINS Matthew Khoi**	USA	06 APR 2001	0.82	**28.48**		
2	5	**BROWN Tyler**	USA	01 AUG 2001	0.77	**29.16**	0.68	
3	4	**GURSOY Emre**	TUR	10 APR 1996	0.73	**32.67**	4.19	
4	6	**SIAVICHAY Luis**	ECU	01 AUG 1999	0.63	**33.96**	5.48	

Heat 2 of 7

RANK	LANE	SURNAME & NAME	NOC	BORN	R.T.	TIME	GAP	
1	3	**KLOTZ Matthew James**	USA	24 MAY 1996	0.72	**25.89**		**Q**
2	4	**VAZDIKIS Artis**	LAT	22 MAY 2000	0.67	**29.43**	3.54	
3	5	**CHUANG Che-Kai**	TPE	29 DEC 1996	0.78	**29.79**	3.90	
4	2	**EROGLU Emirhan**	TUR	11 AUG 1987	0.63	**30.81**	4.92	
5	6	**BLACKBURN Jacob**	CAN	29 JUN 2001	0.52	**31.46**	5.57	
6	8	**HUGHES Henry Vincent**	AUS	19 JAN 2004	0.81	**32.47**	6.58	
7	7	**OZYALCIN Ali**	TUR	15 JUN 2000	0.69	**33.50**	7.61	
8	1	**SARIOGLU Cihan**	TUR	31 AUG 1999	0.84	**34.57**	8.68	

Heat 3 of 7

RANK	LANE	SURNAME & NAME	NOC	BORN	R.T.	TIME	GAP	
1	2	**CRUZ Miguel David Duarte**	POR	04 APR 1999	0.68	**29.24**		
2	8	**KIRALY Robert Belian**	HUN	01 AUG 1984	0.89	**29.40**	0.16	
3	4	**TSORONIS Anthanasios**	GRE	27 SEP 1991	0.67	**29.44**	0.20	
4	1	**PANETTA Damiano**	CAN	13 FEB 1997	0.85	**29.48**	0.24	
5	3	**TREGUBOV Alexandr**	MDA	01 MAY 2003	0.57	**29.69**	0.45	
6	6	**MERRITT Samuel**	GBR	10 NOV 1998	0.66	**29.88**	0.64	
6	7	**FLYMAN Robin**	SWE	09 JUN 1995	0.70	**29.88**	0.64	
8	5	**SALNIKOV Dmitriy**	KAZ	12 MAY 1989	0.94	**30.58**	1.34	

Heat 4 of 7

RANK	LANE	SURNAME & NAME	NOC	BORN	R.T.	TIME	GAP	
1	6	**ZGOMBA Antonio**	CRO	05 NOV 2000	0.63	**27.49**		
2	4	**NOWICKA Kacper**	POL	10 AUG 1998	0.69	**27.63**	0.14	
3	5	**CHAI Ye Ji**	KOR	09 MAR 2001	0.60	**28.26**	0.77	
4	2	**KISS Adam**	HUN	28 OCT 1996	0.68	**28.44**	0.95	
5	8	**RAMIREZ CUADROS Daniel A**	COL	09 MAY 1976	0.77	**28.45**	0.96	
6	1	**ARAGON Sergio Pablo**	GUA	16 JAN 1995	0.69	**28.67**	1.18	

Legend

Q = Qualified for the next phase **?** = Swim-Off **DSQ** = Disqualified **Q** = Qualified for the next phase
WR = World Record

RANK	LANE	SURNAME & NAME	NOC	BORN	R.T.	TIME	GAP	
7	3	**BAERG Joshua**	CAN	30 SEP 1995	0.65	**28.85**	1.36	

NOT CLASSIFIED

	7	**NASOULAS Dimitrios**	GRE	07 APR 1999		**DNS**		

Heat 5 of 7

1	5	**LLANOS Emanuel**	ARG	03 OCT 1997	0.59	**26.35**		**Q**
2	4	**YIN Haiqiang**	CHN	17 AUG 1998	0.71	**26.69**	0.34	**R**
3	6	**LIU Hao**	CHN	18 AUG 1992	0.99	**26.71**	0.36	**R**
4	3	**KONKIN Viktor**	UKR	08 JAN 1994	0.66	**26.80**	0.45	
5	2	**LYTVYNENKO Oleksii**	UKR	30 SEP 1996	0.73	**26.99**	0.64	
6	8	**YOUNG Nathan**	GBR	30 MAR 1999	0.78	**27.92**	1.57	
7	1	**TSYRON Vitali**	BLR	09 MAR 1991	0.60	**28.47**	2.12	
8	7	**ASKERKA Maksim**	BLR	13 JUN 2000	0.71	**29.09**	2.74	

Heat 6 of 7

1	5	**GERMANO Luca**	ITA	26 MAY 1988	0.80	**25.82**		**Q**
2	4	**TRISHKIN Ilia Mikhailovi**	RUS	15 JUL 1989	0.75	**25.87**	0.05	**Q**
3	3	**KABBACH Guilherme Maia**	BRA	11 JUN 1989	0.76	**26.68**	0.86	**Q**
4	6	**GOLDBERG Robin**	GER	21 APR 1989	0.61	**26.84**	1.02	
5	7	**HUANG Ching-Hsuan**	TPE	23 JUL 2000	0.69	**27.24**	1.42	
6	8	**RIGANTI Fabio**	ITA	20 JUN 1996	0.75	**27.26**	1.44	
7	1	**LIM Janghwi**	KOR	21 JAN 1999	0.63	**27.33**	1.51	
8	2	**RIADY Susantio Ronald**	INA	22 MAR 1992	0.69	**28.25**	2.43	

Heat 7 of 7

1	4	**ZHIVAEV Andrei**	RUS	30 JUN 1998	0.61	**25.23**		**Q**
2	5	**IBARA Ryutaro**	JPN	14 FEB 1994	0.62	**26.46**	1.23	**Q**
3	6	**NEVES Tiago Correia**	POR	14 SEP 1997	0.59	**26.68**	1.45	**Q**
4	3	**ROACH Mark**	RSA	17 APR 1997	0.75	**26.72**	1.49	
5	7	**IAKUBOVSKYI Rostyslav**	UKR	17 MAY 1992	0.63	**26.80**	1.57	
6	1	**KENNY Oliver James**	GBR	21 AUG 1997	0.75	**27.20**	1.97	
7	2	**TSUDA Yuta**	JPN	05 MAY 2001	0.73	**27.46**	2.23	

NOT CLASSIFIED

	8	**JAISWAL Atul**	IND	16 MAR 1997		**DNS**		

Legend

Q = Qualified for the next phase **?** = Swim-Off **DSQ** = Disqualified **Q** = Qualified for the next phase **WR** = World Record

Results

Event 33
22 JUL 2017

50 m Butterfly - Men
Preliminary

	Record		Name	YOB	NOC	Location	Date
WR	24.82	XU Jia Hui		CHN		Taipei (TPE)	11 SEP 2009
DR	24.82	XU Jia Hui		CHN		Taipei (TPE)	11 SEP 2009

RANK	HEAT	LANE	SURNAME & NAME	NOC	BORN	R.T.	TIME	GAP	
1	7	4	**ZHIVAEV Andrei**	RUS	30 JUN 1998	0.61	**25.23**		**Q**
2	6	5	**GERMANO Luca**	ITA	26 MAY 1988	0.80	**25.82**	0.59	**Q**
3	6	4	**TRISHKIN Ilia Mikhailovi**	RUS	15 JUL 1989	0.75	**25.87**	0.64	**Q**
4	2	3	**KLOTZ Matthew James**	USA	24 MAY 1996	0.72	**25.89**	0.66	**Q**
5	5	5	**LLANOS Emanuel**	ARG	03 OCT 1997	0.59	**26.35**	1.12	**Q**
6	7	5	**IBARA Ryutaro**	JPN	14 FEB 1994	0.62	**26.46**	1.23	**Q**
7	6	3	**KABBACH Guilherme Maia**	BRA	11 JUN 1989	0.76	**26.68**	1.45	**Q**
7	7	6	**NEVES Tiago Correia**	POR	14 SEP 1997	0.59	**26.68**	1.45	**Q**
9	5	4	**YIN Haiqiang**	CHN	17 AUG 1998	0.71	**26.69**	1.46	**R**
10	5	6	**LIU Hao**	CHN	18 AUG 1992	0.99	**26.71**	1.48	**R**
11	7	3	**ROACH Mark**	RSA	17 APR 1997	0.75	**26.72**	1.49	
12	7	7	**IAKUBOVSKYI Rostyslav**	UKR	17 MAY 1992	0.63	**26.80**	1.57	
12	5	3	**KONKIN Viktor**	UKR	08 JAN 1994	0.66	**26.80**	1.57	
14	6	6	**GOLDBERG Robin**	GER	21 APR 1989	0.61	**26.84**	1.61	
15	5	2	**LYTVYNENKO Oleksii**	UKR	30 SEP 1996	0.73	**26.99**	1.76	
16	7	1	**KENNY Oliver James**	GBR	21 AUG 1997	0.75	**27.20**	1.97	
17	6	7	**HUANG Ching-Hsuan**	TPE	23 JUL 2000	0.69	**27.24**	2.01	
18	6	8	**RIGANTI Fabio**	ITA	20 JUN 1996	0.75	**27.26**	2.03	
19	6	1	**LIM Janghwi**	KOR	21 JAN 1999	0.63	**27.33**	2.10	
20	7	2	**TSUDA Yuta**	JPN	05 MAY 2001	0.73	**27.46**	2.23	
21	4	6	**ZGOMBA Antonio**	CRO	05 NOV 2000	0.63	**27.49**	2.26	
22	4	4	**NOWICKA Kacper**	POL	10 AUG 1998	0.69	**27.63**	2.40	
23	5	8	**YOUNG Nathan**	GBR	30 MAR 1999	0.78	**27.92**	2.69	
24	6	2	**RIADY Susantio Ronald**	INA	22 MAR 1992	0.69	**28.25**	3.02	
25	4	5	**CHAI Ye Ji**	KOR	09 MAR 2001	0.60	**28.26**	3.03	
26	4	2	**KISS Adam**	HUN	28 OCT 1996	0.68	**28.44**	3.21	
27	4	8	**RAMIREZ CUADROS Daniel A**	COL	09 MAY 1976	0.77	**28.45**	3.22	
28	5	1	**TSYRON Vitali**	BLR	09 MAR 1991	0.60	**28.47**	3.24	
29	1	3	**HOPKINS Matthew Khoi**	USA	06 APR 2001	0.82	**28.48**	3.25	
30	4	1	**ARAGON Sergio Pablo**	GUA	16 JAN 1995	0.69	**28.67**	3.44	
31	4	3	**BAERG Joshua**	CAN	30 SEP 1995	0.65	**28.85**	3.62	

Legend

Q = Qualified for the next phase **?** = Swim-Off **DSQ** = Disqualified **Q** = Qualified for the next phase
WR = World Record

RANK	HEAT	LANE	SURNAME & NAME	NOC	BORN	R.T.	TIME	GAP
32	5	7	**ASKERKA Maksim**	BLR	13 JUN 2000	0.71	**29.09**	3.86
33	1	5	**BROWN Tyler**	USA	01 AUG 2001	0.77	**29.16**	3.93
34	3	2	**CRUZ Miguel David Duarte**	POR	04 APR 1999	0.68	**29.24**	4.01
35	3	8	**KIRALY Robert Belian**	HUN	01 AUG 1984	0.89	**29.40**	4.17
36	2	4	**VAZDIKIS Artis**	LAT	22 MAY 2000	0.67	**29.43**	4.20
37	3	4	**TSORONIS Anthanasios**	GRE	27 SEP 1991	0.67	**29.44**	4.21
38	3	1	**PANETTA Damiano**	CAN	13 FEB 1997	0.85	**29.48**	4.25
39	3	3	**TREGUBOV Alexandr**	MDA	01 MAY 2003	0.57	**29.69**	4.46
40	2	5	**CHUANG Che-Kai**	TPE	29 DEC 1996	0.78	**29.79**	4.56
41	3	6	**MERRITT Samuel**	GBR	10 NOV 1998	0.66	**29.88**	4.65
41	3	7	**FLYMAN Robin**	SWE	09 JUN 1995	0.70	**29.88**	4.65
43	3	5	**SALNIKOV Dmitriy**	KAZ	12 MAY 1989	0.94	**30.58**	5.35
44	2	2	**EROGLU Emirhan**	TUR	11 AUG 1987	0.63	**30.81**	5.58
45	2	6	**BLACKBURN Jacob**	CAN	29 JUN 2001	0.52	**31.46**	6.23
46	2	8	**HUGHES Henry Vincent**	AUS	19 JAN 2004	0.81	**32.47**	7.24
47	1	4	**GURSOY Emre**	TUR	10 APR 1996	0.73	**32.67**	7.44
48	2	7	**OZYALCIN Ali**	TUR	15 JUN 2000	0.69	**33.50**	8.27
49	1	6	**SIAVICHAY Luis**	ECU	01 AUG 1999	0.63	**33.96**	8.73
50	2	1	**SARIOGLU Cihan**	TUR	31 AUG 1999	0.84	**34.57**	9.34

NOT CLASSIFIED

	4	7	**NASOULAS Dimitrios**	GRE	07 APR 1999		**DNS**	
	7	8	**JAISWAL Atul**	IND	16 MAR 1997		**DNS**	

Legend

Q = Qualified for the next phase **?** = Swim-Off **DSQ** = Disqualified **Q** = Qualified for the next phase **WR** = World Record

Medallists

MEDAL	SURNAME & NAME	NOC

100 m Butterfly - Men

GOLD	**ZHIVAEV Andrei**	**RUS**
SILVER	**GERMANO Luca**	**ITA**
BRONZE	**TRISHKIN Ilia Mikhailovi**	**RUS**

Results

Event 67
25 JUL 2017

100 m Butterfly - Men

	Record		Name	YOB	NOC	Location	Date
WR	**53.90**	**TRISHKIN Ilia**		RUS		Taipei (TPE)	07 SEP 2009
DR	**53.90**	**TRISHKIN Ilia**		RUS		Taipei (TPE)	07 SEP 2009

Final

RANK	LANE	SURNAME & NAME	NOC	BORN	R.T.	50m	TIME	GAP
1	6	**ZHIVAEV Andrei**	RUS	30 JUN 1998	0.68	26.21(4)	**55.80**	
2	4	**GERMANO Luca**	ITA	26 MAY 1988	0.75	25.98(3)	*29.59* **56.42**	0.62
3	5	**TRISHKIN Ilia Mikhailovi**	RUS	15 JUL 1989	0.74	25.97(2)	*30.44* **56.43**	0.63
4	3	**POWROZNIK Konrad**	POL	30 MAY 1997	0.69	25.74(1)	*30.46* **56.85**	1.05
5	7	**YIN Haiqiang**	CHN	17 AUG 1998	0.75	26.76(5)	*31.11* **57.52**	1.72
6	1	**KABBACH Guilherme Maia**	BRA	11 JUN 1989	0.56	26.91(6)	*30.76* **58.09**	2.29
7	2	**LLANOS Emanuel**	ARG	03 OCT 1997	0.72	27.02(7)	*31.18* **58.36**	2.56
8	8	**ROACH Mark**	RSA	17 APR 1997	0.73	27.60(8)	*31.34* **59.96** *32.36*	4.16

Legend

Q = Qualified for the next phase **?** = Swim-Off **DSQ** = Disqualified **Q** = Qualified for the next phase **WR** = World Record

Results

Event 61
25 JUL 2017

100 m Butterfly - Men
Preliminary

	Record		Name	YOB	NOC	Location	Date
WR	**53.90**	**TRISHKIN Ilia**		RUS		Taipei (TPE)	07 SEP 2009
DR	**53.90**	**TRISHKIN Ilia**		RUS		Taipei (TPE)	07 SEP 2009

Heat 1 of 4

RANK	LANE	SURNAME & NAME	NOC	BORN	R.T.	50m	TIME	GAP	
1	6	**HOPKINS Matthew Khoi**	USA	06 APR 2001	0.80	29.30(1)	**1:02.60** *33.30*		
2	4	**BROWN Tyler**	USA	01 AUG 2001	0.77	30.59(3)	**1:06.40** *35.81*	3.80	
3	5	**TSORONIS Anthanasios**	GRE	27 SEP 1991	0.80	30.01(2)	**1:06.97** *36.96*	4.37	
4	3	**FLYMAN Robin**	SWE	09 JUN 1995	0.61	32.22(6)	**1:10.05** *37.83*	7.45	
5	2	**BLACKBURN Jacob**	CAN	29 JUN 2001	0.65	31.91(5)	**1:10.31** *38.40*	7.71	
6	7	**SALNIKOV Dmitriy**	KAZ	12 MAY 1989	0.97	31.71(4)	**1:10.87** *39.16*	8.27	
7	1	**SIAVICHAY Luis**	ECU	01 AUG 1999	0.66	36.61(7)	**1:24.83** *48.22*	22.23	

Heat 2 of 4

RANK	LANE	SURNAME & NAME	NOC	BORN	R.T.	50m	TIME	GAP	
1	4	**GERMANO Luca**	ITA	26 MAY 1988	0.78	27.00(1)	**57.18** *30.18*		**Q**
2	5	**POWROZNIK Konrad**	POL	30 MAY 1997	0.70	27.44(2)	**57.91** *30.47*	0.73	**Q**
3	6	**ROACH Mark**	RSA	17 APR 1997	0.74	27.70(4)	**59.62** *31.92*	2.44	**Q**
4	3	**RIGANTI Fabio**	ITA	20 JUN 1996	0.65	28.13(5)	**1:00.35** *32.22*	3.17	
5	2	**NEVES Tiago Correia**	POR	14 SEP 1997	0.71	27.65(3)	**1:00.50** *32.85*	3.32	
6	1	**PANETTA Damiano**	CAN	13 FEB 1997	0.71	29.78(6)	**1:05.41** *35.63*	8.23	
7	8	**FREUND Balazs**	HUN	16 NOV 2000	0.78	30.84(7)	**1:07.59** *36.75*	10.41	
8	7	**ASKERKA Maksim**	BLR	13 JUN 2000	0.77	30.87(8)	**1:09.52** *38.65*	12.34	

Heat 3 of 4

RANK	LANE	SURNAME & NAME	NOC	BORN	R.T.	50m	TIME	GAP	
1	4	**TRISHKIN Ilia Mikhailovi**	RUS	15 JUL 1989	0.75	27.21(1)	**57.33** *30.12*		**Q**
2	3	**IAKUBOVSKYI Rostyslav**	UKR	17 MAY 1992	0.65	27.65(2)	**59.88** *32.23*	2.55	**R**
3	6	**LI Chaoxu**	CHN	21 MAR 1995	0.75	28.29(3)	**1:01.03** *32.74*	3.70	
4	2	**KENNY Oliver James**	GBR	21 AUG 1997	0.73	28.93(5)	**1:01.39** *32.46*	4.06	
5	1	**ZGOMBA Antonio**	CRO	05 NOV 2000	0.67	28.52(4)	**1:01.77** *33.25*	4.44	
6	7	**NOWICKA Kacper**	POL	10 AUG 1998	0.67	29.05(6)	**1:01.87** *32.82*	4.54	
7	5	**KONKIN Viktor**	UKR	08 JAN 1994	0.78	29.24(7)	**1:02.71** *33.47*	5.38	
8	8	**KRAMARCZYK Jakub**	POL	01 APR 2001	0.76	31.06(8)	**1:07.34** *36.28*	10.01	

Heat 4 of 4

RANK	LANE	SURNAME & NAME	NOC	BORN	R.T.	50m	TIME	GAP	
1	4	**ZHIVAEV Andrei**	RUS	30 JUN 1998	0.57	27.14(3)	**57.92** *30.78*		**Q**
2	3	**LLANOS Emanuel**	ARG	03 OCT 1997	0.57	27.33(4)	**58.33** *31.00*	0.41	**Q**
3	6	**YIN Haiqiang**	CHN	17 AUG 1998	0.72	27.03(2)	**58.72** *31.69*	0.80	**Q**
4	5	**KABBACH Guilherme Maia**	BRA	11 JUN 1989	0.76	27.86(5)	**59.05** *31.19*	1.13	**Q**
5	7	**GOLDBERG Robin**	GER	21 APR 1989	0.61	26.98(1)	**1:00.31** *33.33*	2.39	**R**

Legend

Q = Qualified for the next phase **?** = Swim-Off **DSQ** = Disqualified **Q** = Qualified for the next phase
WR = World Record

RANK	LANE	SURNAME & NAME	NOC	BORN	R.T.		TIME	GAP
6	2	**HUANG Ching-Hsuan**	TPE	23 JUL 2000	0.68	28.68(6)	**1:00.84** *32.16*	2.92
7	1	**ARAGON Sergio Pablo**	GUA	16 JAN 1995	0.70	29.72(7)	**1:04.24** *34.52*	6.32
8	8	**BAERG Joshua**	CAN	30 SEP 1995	0.76	31.42(8)	**1:07.70** *36.28*	9.78

Legend

Q = Qualified for the next phase **?** = Swim-Off **DSQ** = Disqualified **Q** = Qualified for the next phase **WR** = World Record

Results

Event 61
25 JUL 2017

100 m Butterfly - Men
Preliminary

Record			Name	YOB	NOC	Location	Date
WR		53.90	TRISHKIN Ilia		RUS	Taipei (TPE)	07 SEP 2009
DR		53.90	TRISHKIN Ilia		RUS	Taipei (TPE)	07 SEP 2009

RANK	HEAT	LANE	SURNAME & NAME	NOC	BORN	R.T.	50m	TIME	GAP	
1	2	4	**GERMANO Luca**	ITA	26 MAY 1988	0.78	27.00	**57.18**		Q
2	3	4	**TRISHKIN Ilia Mikhailovi**	RUS	15 JUL 1989	0.75	27.21	*30.18* **57.33**	0.15	Q
3	2	5	**POWROZNIK Konrad**	POL	30 MAY 1997	0.70	27.44	*30.12* **57.91**	0.73	Q
4	4	4	**ZHIVAEV Andrei**	RUS	30 JUN 1998	0.57	27.14	*30.47* **57.92**	0.74	Q
5	4	3	**LLANOS Emanuel**	ARG	03 OCT 1997	0.57	27.33	*30.78* **58.33**	1.15	Q
6	4	6	**YIN Haiqiang**	CHN	17 AUG 1998	0.72	27.03	*31.00* **58.72**	1.54	Q
7	4	5	**KABBACH Guilherme Maia**	BRA	11 JUN 1989	0.76	27.86	*31.69* **59.05**	1.87	Q
8	2	6	**ROACH Mark**	RSA	17 APR 1997	0.74	27.70	*31.19* **59.62**	2.44	Q
9	3	3	**IAKUBOVSKYI Rostyslav**	UKR	17 MAY 1992	0.65	27.65	*31.92* **59.88**	2.70	R
10	4	7	**GOLDBERG Robin**	GER	21 APR 1989	0.61	26.98	*32.23* **1:00.31**	3.13	R
11	2	3	**RIGANTI Fabio**	ITA	20 JUN 1996	0.65	28.13	*33.33* **1:00.35**	3.17	
12	2	2	**NEVES Tiago Correia**	POR	14 SEP 1997	0.71	27.65	*32.22* **1:00.50**	3.32	
13	4	2	**HUANG Ching-Hsuan**	TPE	23 JUL 2000	0.68	28.68	*32.85* **1:00.84**	3.66	
14	3	6	**LI Chaoxu**	CHN	21 MAR 1995	0.75	28.29	*32.16* **1:01.03**	3.85	
15	3	2	**KENNY Oliver James**	GBR	21 AUG 1997	0.73	28.93	*32.74* **1:01.39**	4.21	
16	3	1	**ZGOMBA Antonio**	CRO	05 NOV 2000	0.67	28.52	*32.46* **1:01.77**	4.59	
17	3	7	**NOWICKA Kacper**	POL	10 AUG 1998	0.67	29.05	*33.25* **1:01.87**	4.69	
18	1	6	**HOPKINS Matthew Khoi**	USA	06 APR 2001	0.80	29.30	*32.82* **1:02.60**	5.42	
19	3	5	**KONKIN Viktor**	UKR	08 JAN 1994	0.78	29.24	*33.30* **1:02.71**	5.53	
20	4	1	**ARAGON Sergio Pablo**	GUA	16 JAN 1995	0.70	29.72	*33.47* **1:04.24**	7.06	
21	2	1	**PANETTA Damiano**	CAN	13 FEB 1997	0.71	29.78	*34.52* **1:05.41**	8.23	
22	1	4	**BROWN Tyler**	USA	01 AUG 2001	0.77	30.59	*35.63* **1:06.40**	9.22	
23	1	5	**TSORONIS Anthanasios**	GRE	27 SEP 1991	0.80	30.01	*35.81* **1:06.97**	9.79	
24	3	8	**KRAMARCZYK Jakub**	POL	01 APR 2001	0.76	31.06	*36.96* **1:07.34**	10.16	
25	2	8	**FREUND Balazs**	HUN	16 NOV 2000	0.78	30.84	*36.28* **1:07.59**	10.41	
26	4	8	**BAERG Joshua**	CAN	30 SEP 1995	0.76	31.42	*36.75* **1:07.70**	10.52	
27	2	7	**ASKERKA Maksim**	BLR	13 JUN 2000	0.77	30.87	*36.28* **1:09.52**	12.34	
28	1	3	**FLYMAN Robin**	SWE	09 JUN 1995	0.61	32.22	*38.65* **1:10.05**	12.87	
29	1	2	**BLACKBURN Jacob**	CAN	29 JUN 2001	0.65	31.91	*37.83* **1:10.31**	13.13	
30	1	7	**SALNIKOV Dmitriy**	KAZ	12 MAY 1989	0.97	31.71	*38.40* **1:10.87**	13.69	
31	1	1	**SIAVICHAY Luis**	ECU	01 AUG 1999	0.66	36.61	*39.16* **1:24.83** *48.22*	27.65	

Legend

Q = Qualified for the next phase **?** = Swim-Off **DSQ** = Disqualified **Q** = Qualified for the next phase **WR** = World Record

Medallists

MEDAL	SURNAME & NAME	NOC

200 m Butterfly - Men

GOLD	**POWROZNIK Konrad**	**POL**
SILVER	**FUJIHARA Satoi**	**JPN**
BRONZE	**GERMANO Luca**	**ITA**

Results

Event 14
20 JUL 2017

200 m Butterfly - Men

	Record		Name	YOB	NOC	Location	Date
WR	**2:01.70**	**GERMANO Luca**		ITA		Coimbra (POR)	08 AUG 2011
DR	**2:02.13**	**GERMANO Luca**		ITA		Taipei (TPE)	13 SEP 2009

Final

RANK	LANE	SURNAME & NAME	NOC	BORN	R.T.	50m	100m	150m	TIME	GAP
1	5	**POWROZNIK Konrad**	POL	30 MAY 1997	0.71	27.78(3)	59.88(3) *32.10*	1:32.99(3) *33.11*	**2:04.94** *31.95*	
2	3	**FUJIHARA Satoi**	JPN	28 SEP 1995	0.71	28.17(4)	1:00.72(4) *32.55*	1:33.88(4) *33.16*	**2:05.59** *31.71*	0.65
3	4	**GERMANO Luca**	ITA	26 MAY 1988	0.77	27.66(2)	59.67(1) *32.01*	1:32.69(1) *33.02*	**2:06.05** *33.36*	1.11
4	6	**ZHIVAEV Andrei**	RUS	30 JUN 1998	0.70	27.49(1)	59.81(2) *32.32*	1:32.88(2) *33.07*	**2:09.34** *36.46*	4.40
5	1	**LLANOS Emanuel**	ARG	03 OCT 1997	0.73	28.17(4)	1:01.08(5) *32.91*	1:35.27(5) *34.19*	**2:10.03** *34.76*	5.09
6	2	**KABBACH Guilherme Maia**	BRA	11 JUN 1989	0.73	29.22(8)	1:02.13(6) *32.91*	1:36.45(6) *34.32*	**2:10.74** *34.29*	5.80
7	7	**TSUDA Yuta**	JPN	05 MAY 2001	0.73	28.99(7)	1:02.41(7) *33.42*	1:37.18(7) *34.77*	**2:11.48** *34.30*	6.54
8	8	**IAKUBOVSKYI Rostyslav**	UKR	17 MAY 1992	0.65	28.94(6)	1:03.08(8) *34.14*	1:38.35(8) *35.27*	**2:12.91** *34.56*	7.97

Legend

Q = Qualified for the next phase **?** = Swim-Off **DSQ** = Disqualified **Q** = Qualified for the next phase
WR = World Record

Results

Event 6
20 JUL 2017

200 m Butterfly - Men
Preliminary

	Record		Name	YOB	NOC	Location	Date
WR	**2:01.70**	**GERMANO Luca**		ITA		Coimbra (POR)	08 AUG 2011
DR	**2:02.13**	**GERMANO Luca**		ITA		Taipei (TPE)	13 SEP 2009

Heat 1 of 3

RANK	LANE	SURNAME & NAME	NOC	BORN	R.T.	50m	100m	150m	TIME	GAP	
1	5	**ZHIVAEV Andrei**	RUS	30 JUN 1998	0.67	29.19(2)	1:03.99(3) *34.80*	1:38.76(3) *34.77*	**2:10.91** *32.15*		**Q**
2	3	**TSUDA Yuta**	JPN	05 MAY 2001	0.65	29.29(3)	1:02.56(1) *33.27*	1:37.64(1) *35.08*	**2:12.18** *34.54*	1.27	**Q**
3	4	**LLANOS Emanuel**	ARG	03 OCT 1997	0.60	29.07(1)	1:03.24(2) *34.17*	1:38.65(2) *35.41*	**2:12.40** *33.75*	1.49	**Q**
4	6	**ZOU Matthew**	USA	12 DEC 2001	0.68	31.46(6)	1:06.74(4) *35.28*	1:43.67(4) *36.93*	**2:21.21** *37.54*	10.30	
5	7	**ZGOMBA Antonio**	CRO	05 NOV 2000	0.61	31.14(4)	1:08.32(6) *37.18*	1:46.90(5) *38.58*	**2:28.43** *41.53*	17.52	
6	2	**DE FRUTOS DE PABLOS A.**	ESP	02 SEP 1993	0.82	31.31(5)	1:08.02(5) *36.71*	1:47.89(6) *39.87*	**2:32.35** *44.46*	21.44	
7	1	**PANETTA Damiano**	CAN	13 FEB 1997	0.92	32.67(7)	1:12.04(7) *39.37*	1:53.72(7) *41.68*	**2:35.92** *42.20*	25.01	
NOT CLASSIFIED											
	8	**HOPKINS Matthew Khoi**	USA	06 APR 2001					**DNS**		

Heat 2 of 3

RANK	LANE	SURNAME & NAME	NOC	BORN	R.T.	50m	100m	150m	TIME	GAP	
1	4	**FUJIHARA Satoi**	JPN	28 SEP 1995	0.71	28.44(1)	1:01.40(1) *32.96*	1:36.11(1) *34.71*	**2:10.50** *34.39*		**Q**
2	5	**KABBACH Guilherme Maia**	BRA	11 JUN 1989	0.77	29.25(3)	1:01.86(2) *32.61*	1:36.14(2) *34.28*	**2:11.81** *35.67*	1.31	**Q**
3	7	**NEVES Tiago Correia**	POR	14 SEP 1997	0.71	30.12(4)	1:05.94(4) *35.82*	1:43.19(4) *37.25*	**2:20.88** *37.69*	10.38	**R**
4	3	**LI Chaoxu**	CHN	21 MAR 1995	0.73	28.67(2)	1:03.56(3) *34.89*	1:41.90(3) *38.34*	**2:21.35** *39.45*	10.85	
5	2	**ARAGON Sergio Pablo**	GUA	16 JAN 1995	0.66	31.01(5)	1:06.93(5) *35.92*	1:45.26(5) *38.33*	**2:26.59** *41.33*	16.09	
6	6	**HUANG Ching-Hsuan**	TPE	23 JUL 2000	0.74	31.34(7)	1:07.16(6) *35.82*	1:46.58(6) *39.42*	**2:28.76** *42.18*	18.26	
7	1	**JAISWAL Atul**	IND	16 MAR 1997	0.89	31.11(6)	1:10.13(8) *39.02*	1:55.69(8) *45.56*	**2:41.17** *45.48*	30.67	
8	8	**TSORONIS Anthanasios**	GRE	27 SEP 1991	0.78	31.77(8)	1:09.40(7) *37.63*	1:53.88(7) *44.48*	**2:42.61** *48.73*	32.11	

Heat 3 of 3

RANK	LANE	SURNAME & NAME	NOC	BORN	R.T.	50m	100m	150m	TIME	GAP	
1	4	**GERMANO Luca**	ITA	26 MAY 1988	0.79	28.19(1)	1:00.98(1) *32.79*	1:34.77(2) *33.79*	**2:07.38** *32.61*		**Q**
2	5	**POWROZNIK Konrad**	POL	30 MAY 1997	0.74	28.21(2)	1:01.16(2) *32.95*	1:34.63(1) *33.47*	**2:07.53** *32.90*	0.15	**Q**

Legend

Q = Qualified for the next phase **?** = Swim-Off **DSQ** = Disqualified **Q** = Qualified for the next phase
WR = World Record

RANK	LANE	SURNAME & NAME	NOC	BORN	R.T.				TIME	GAP	
3	3	**IAKUBOVSKYI Rostyslav**	UKR	17 MAY 1992	0.71	29.27(3)	1:03.36(3) *34.09*	1:39.15(3) *35.79*	**2:14.69** *35.54*	7.31	**Q**
4	6	**MARTYNENKO Denis**	RUS	22 MAY 2003	0.75	29.56(4)	1:04.13(4) *34.57*	1:39.78(4) *35.65*	**2:15.60** *35.82*	8.22	**R**
5	2	**NOWICKA Kacper**	POL	10 AUG 1998	0.60	30.31(5)	1:06.23(5) *35.92*	1:44.81(5) *38.58*	**2:21.31** *36.50*	13.93	
6	7	**HOLDBROOK Kieran**	GBR	13 JUN 1999	0.77	31.39(6)	1:07.18(6) *35.79*	1:44.81(5) *37.63*	**2:23.89** *39.08*	16.51	
7	8	**BROWN Tyler**	USA	01 AUG 2001	0.80	31.67(7)	1:08.81(7) *37.14*	1:48.23(7) *39.42*	**2:29.23** *41.00*	21.85	
8	1	**FREUND Balazs**	HUN	16 NOV 2000	0.97	31.83(8)	1:10.30(8) *38.47*	1:52.39(8) *42.09*	**2:33.18** *40.79*	25.80	

Legend

Q = Qualified for the next phase **?** = Swim-Off **DSQ** = Disqualified **Q** = Qualified for the next phase **WR** = World Record

Results

Event 6
20 JUL 2017

200 m Butterfly - Men
Preliminary

	Record	Name	YOB	NOC	Location	Date
WR	2:01.70	GERMANO Luca		ITA	Coimbra (POR)	08 AUG 2011
DR	2:02.13	GERMANO Luca		ITA	Taipei (TPE)	13 SEP 2009

RANK	HEAT	LANE	SURNAME & NAME	NOC	BORN	R.T.	50m	100m	150m	TIME	GAP	
1	3	4	**GERMANO Luca**	ITA	26 MAY 1988	0.79	28.19	1:00.98 *32.79*	1:34.77 *33.79*	**2:07.38** *32.61*		**Q**
2	3	5	**POWROZNIK Konrad**	POL	30 MAY 1997	0.74	28.21	1:01.16 *32.95*	1:34.63 *33.47*	**2:07.53** *32.90*	0.15	**Q**
3	2	4	**FUJIHARA Satoi**	JPN	28 SEP 1995	0.71	28.44	1:01.40 *32.96*	1:36.11 *34.71*	**2:10.50** *34.39*	3.12	**Q**
4	1	5	**ZHIVAEV Andrei**	RUS	30 JUN 1998	0.67	29.19	1:03.99 *34.80*	1:38.76 *34.77*	**2:10.91** *32.15*	3.53	**Q**
5	2	5	**KABBACH Guilherme Maia**	BRA	11 JUN 1989	0.77	29.25	1:01.86 *32.61*	1:36.14 *34.28*	**2:11.81** *35.67*	4.43	**Q**
6	1	3	**TSUDA Yuta**	JPN	05 MAY 2001	0.65	29.29	1:02.56 *33.27*	1:37.64 *35.08*	**2:12.18** *34.54*	4.80	**Q**
7	1	4	**LLANOS Emanuel**	ARG	03 OCT 1997	0.60	29.07	1:03.24 *34.17*	1:38.65 *35.41*	**2:12.40** *33.75*	5.02	**Q**
8	3	3	**IAKUBOVSKYI Rostyslav**	UKR	17 MAY 1992	0.71	29.27	1:03.36 *34.09*	1:39.15 *35.79*	**2:14.69** *35.54*	7.31	**Q**
9	3	6	**MARTYNENKO Denis**	RUS	22 MAY 2003	0.75	29.56	1:04.13 *34.57*	1:39.78 *35.65*	**2:15.60** *35.82*	8.22	**R**
10	2	7	**NEVES Tiago Correia**	POR	14 SEP 1997	0.71	30.12	1:05.94 *35.82*	1:43.19 *37.25*	**2:20.88** *37.69*	13.50	**R**
11	1	6	**ZOU Matthew**	USA	12 DEC 2001	0.68	31.46	1:06.74 *35.28*	1:43.67 *36.93*	**2:21.21** *37.54*	13.83	
12	3	2	**NOWICKA Kacper**	POL	10 AUG 1998	0.60	30.31	1:06.23 *35.92*	1:44.81 *38.58*	**2:21.31** *36.50*	13.93	
13	2	3	**LI Chaoxu**	CHN	21 MAR 1995	0.73	28.67	1:03.56 *34.89*	1:41.90 *38.34*	**2:21.35** *39.45*	13.97	
14	3	7	**HOLDBROOK Kieran**	GBR	13 JUN 1999	0.77	31.39	1:07.18 *35.79*	1:44.81 *37.63*	**2:23.89** *39.08*	16.51	
15	2	2	**ARAGON Sergio Pablo**	GUA	16 JAN 1995	0.66	31.01	1:06.93 *35.92*	1:45.26 *38.33*	**2:26.59** *41.33*	19.21	
16	1	7	**ZGOMBA Antonio**	CRO	05 NOV 2000	0.61	31.14	1:08.32 *37.18*	1:46.90 *38.58*	**2:28.43** *41.53*	21.05	
17	2	6	**HUANG Ching-Hsuan**	TPE	23 JUL 2000	0.74	31.34	1:07.16 *35.82*	1:46.58 *39.42*	**2:28.76** *42.18*	21.38	
18	3	8	**BROWN Tyler**	USA	01 AUG 2001	0.80	31.67	1:08.81 *37.14*	1:48.23 *39.42*	**2:29.23** *41.00*	21.85	
19	1	2	**DE FRUTOS DE PABLOS A.**	ESP	02 SEP 1993	0.82	31.31	1:08.02 *36.71*	1:47.89 *39.87*	**2:32.35** *44.46*	24.97	
20	3	1	**FREUND Balazs**	HUN	16 NOV 2000	0.97	31.83	1:10.30 *38.47*	1:52.39 *42.09*	**2:33.18** *40.79*	25.80	
21	1	1	**PANETTA Damiano**	CAN	13 FEB 1997	0.92	32.67	1:12.04 *39.37*	1:53.72 *41.68*	**2:35.92** *42.20*	28.54	

Legend

Q = Qualified for the next phase **?** = Swim-Off **DSQ** = Disqualified **Q** = Qualified for the next phase
WR = World Record

RANK	HEAT	LANE	SURNAME & NAME	NOC	BORN	R.T.				TIME	GAP
22	2	1	**JAISWAL Atul**	IND	16 MAR 1997	0.89	31.11	1:10.13 *39.02*	1:55.69 *45.56*	**2:41.17** *45.48*	33.79
23	2	8	**TSORONIS Anthanasios**	GRE	27 SEP 1991	0.78	31.77	1:09.40 *37.63*	1:53.88 *44.48*	**2:42.61** *48.73*	35.23

NOT CLASSIFIED

	1	8	**HOPKINS Matthew Khoi**	USA	06 APR 2001					**DNS**	

Legend

Q = Qualified for the next phase **?** = Swim-Off **DSQ** = Disqualified **Q** = Qualified for the next phase **WR** = World Record

Medallists

MEDAL	SURNAME & NAME	NOC

200 m Medley - Men

GOLD	**OBOTIN Vitalii Alexandro**	**RUS**
SILVER	**IBARA Ryutaro**	**JPN**
BRONZE	**FUJIHARA Satoi**	**JPN**

Results

Event 80
26 JUL 2017

200 m Medley - Men

	Record		Name	YOB	NOC	Location	Date
WR	**2:03.30**	**PARKIN Terence**		RSA		Sydney (AUS)	20 SEP 2000
DR	**2:06.24**	**PARKIN Terence**		RSA		Taipei (TPE)	12 SEP 2009

Final

RANK	LANE	SURNAME & NAME	NOC	BORN	R.T.	50m	100m	150m	TIME	GAP	
1	5	**OBOTIN Vitalii Alexandro**	RUS	22 MAY 1992	0.74	26.38(1)	58.50(1) *32.12*	1:35.06(1) *36.56*	**2:04.53** *29.47*		*DR*
2	4	**IBARA Ryutaro**	JPN	14 FEB 1994	0.64	26.62(2)	59.87(2) *33.25*	1:36.11(2) *36.24*	**2:05.71** *29.60*	1.18	
3	2	**FUJIHARA Satoi**	JPN	28 SEP 1995	0.68	27.63(5)	1:02.87(6) *35.24*	1:39.09(3) *36.22*	**2:08.08** *28.99*	3.55	
4	6	**DENISOV Miron Mikhaylovi**	RUS	16 DEC 1993	0.74	27.09(4)	1:01.69(4) *34.60*	1:41.30(4) *39.61*	**2:11.26** *29.96*	6.73	
5	3	**ROACH Mark**	RSA	17 APR 1997	0.72	27.04(3)	1:01.03(3) *33.99*	1:42.56(5) *41.53*	**2:14.61** *32.05*	10.08	
6	7	**KABBACH Guilherme Maia**	BRA	11 JUN 1989	0.76	27.86(6)	1:03.86(7) *36.00*	1:45.64(7) *41.78*	**2:15.21** *29.57*	10.68	
7	1	**KENNY Oliver James**	GBR	21 AUG 1997	0.71	28.35(7)	1:02.36(5) *34.01*	1:44.68(6) *42.32*	**2:19.30** *34.62*	14.77	
8	8	**HUANG Ching-Hsuan**	TPE	23 JUL 2000	0.72	29.67(8)	1:05.79(8) *36.12*	1:47.28(8) *41.49*	**2:19.65** *32.37*	15.12	

Legend

Q = Qualified for the next phase **?** = Swim-Off **DSQ** = Disqualified **Q** = Qualified for the next phase
WR = World Record

Results

Event 73
26 JUL 2017

200 m Medley - Men
Preliminary

	Record		Name	YOB	NOC	Location	Date
WR	**2:03.30**	**PARKIN Terence**		RSA		Sydney (AUS)	20 SEP 2000
DR	**2:06.24**	**PARKIN Terence**		RSA		Taipei (TPE)	12 SEP 2009

Heat 1 of 4

RANK	LANE	SURNAME & NAME	NOC	BORN	R.T.	50m	100m	150m	TIME	GAP	
1	1	**NEVES Tiago Correia**	POR	14 SEP 1997	0.62	27.72(1)	1:05.17(1) *37.45*	1:49.00(1) *43.83*	**2:22.61** *33.61*		**R**
2	4	**NOWICKA Kacper**	POL	10 AUG 1998	0.58	30.64(2)	1:12.72(3) *42.08*	1:57.79(4) *45.07*	**2:28.91** *31.12*	6.30	
3	6	**ENRIQUEZ Yuliam Riveido**	COL	28 MAR 2004	0.78	31.32(4)	1:11.85(2) *40.53*	1:56.72(2) *44.87*	**2:29.87** *33.15*	7.26	
4	3	**BLACKBURN Jacob**	CAN	29 JUN 2001	0.65	32.03(5)	1:12.78(4) *40.75*	1:57.61(3) *44.83*	**2:32.11** *34.50*	9.50	
5	5	**JAISWAL Atul**	IND	16 MAR 1997	0.78	30.89(3)	1:14.19(5) *43.30*	2:01.54(5) *47.35*	**2:40.61** *39.07*	18.00	
6	2	**OZYALCIN Ali**	TUR	15 JUN 2000	0.89	34.47(6)	1:20.78(6) *46.31*	2:14.74(6) *53.96*	**2:53.83** *39.09*	31.22	
7	8	**SIAVICHAY Luis**	ECU	01 AUG 1999	0.81	37.74(7)	1:25.36(7) *47.62*	2:25.00(7) *59.64*	**3:05.56** *40.56*	42.95	

NOT CLASSIFIED

	7	**NASOULAS Dimitrios**	GRE	07 APR 1999					**DNS**		

Heat 2 of 4

1	4	**IBARA Ryutaro**	JPN	14 FEB 1994	0.61	27.35(2)	1:02.12(1) *34.77*	1:40.03(1) *37.91*	**2:11.50** *31.47*		**Q**
2	3	**GERMANO Luca**	ITA	26 MAY 1988	0.78	27.31(1)	1:03.59(2) *36.28*	1:46.51(2) *42.92*	**2:15.70** *29.19*	4.20	**Q**
3	2	**TAMBORRINO Federico**	ITA	27 DEC 1994	0.63	31.12(4)	1:09.31(6) *38.19*	1:52.41(3) *43.10*	**2:24.90** *32.49*	13.40	
4	8	**HOPKINS Matthew Khoi**	USA	06 APR 2001	0.78	29.41(3)	1:05.23(3) *35.82*	1:53.00(4) *47.77*	**2:25.55** *32.55*	14.05	
5	7	**KUO Ting-Yu**	TPE	25 SEP 2002	0.67	31.39(6)	1:09.08(5) *37.69*	1:54.02(6) *44.94*	**2:28.36** *34.34*	16.86	
6	1	**VAN WYK Brandon**	CAN	20 FEB 1995	0.59	31.31(5)	1:08.75(4) *37.44*	1:53.67(5) *44.92*	**2:29.14** *35.47*	17.64	

NOT CLASSIFIED

	5	**KLOTZ Matthew James**	USA	24 MAY 1996					**DNS**		
	6	**LI Chaoxu**	CHN	21 MAR 1995					**DNS**		

Heat 3 of 4

1	4	**OBOTIN Vitalii Alexandro**	RUS	22 MAY 1992	0.79	28.20(2)	1:03.37(2) *35.17*	1:41.86(1) *38.49*	**2:14.25** *32.39*		**Q**
2	3	**ROACH Mark**	RSA	17 APR 1997	0.75	27.73(1)	1:02.57(1) *34.84*	1:43.41(2) *40.84*	**2:14.52** *31.11*	0.27	**Q**

Legend

Q = Qualified for the next phase **?** = Swim-Off **DSQ** = Disqualified **Q** = Qualified for the next phase
WR = World Record

RANK	LANE	SURNAME & NAME	NOC	BORN	R.T.				TIME	GAP	
3	6	**HUANG Ching-Hsuan**	TPE	23 JUL 2000	0.72	30.87(8)	1:07.62(3) *36.75*	1:49.13(4) *41.51*	**2:21.30** *32.17*	7.05	**R**
4	1	**KISS Adam**	HUN	28 OCT 1996	0.72	28.70(3)	1:07.63(4) *38.93*	1:48.80(3) *41.17*	**2:22.96** *34.16*	8.71	
5	5	**POWROZNIK Konrad**	POL	30 MAY 1997	0.71	30.48(5)	1:07.94(5) *37.46*	1:51.11(6) *43.17*	**2:23.08** *31.97*	8.83	
6	7	**PANETTA Damiano**	CAN	13 FEB 1997	0.81	30.42(4)	1:07.95(6) *37.53*	1:50.74(5) *42.79*	**2:23.91** *33.17*	9.66	
7	2	**BROWN Tyler**	USA	01 AUG 2001	0.78	30.58(6)	1:10.84(8) *40.26*	1:54.18(7) *43.34*	**2:30.44** *36.26*	16.19	
8	8	**RAMIREZ CUADROS Daniel A**	COL	09 MAY 1976	0.83	30.78(7)	1:09.57(7) *38.79*	1:55.95(8) *46.38*	**2:30.82** *34.87*	16.57	

Heat 4 of 4

1	5	**DENISOV Miron Mikhaylovi**	RUS	16 DEC 1993	0.74	28.18(3)	1:04.36(3) *36.18*	1:44.77(3) *40.41*	**2:15.45** *30.68*		**Q**
2	4	**FUJIHARA Satoi**	JPN	28 SEP 1995	0.60	28.05(2)	1:04.52(4) *36.47*	1:44.44(2) *39.92*	**2:15.74** *31.30*	0.29	**Q**
3	2	**KABBACH Guilherme Maia**	BRA	11 JUN 1989	0.73	28.00(1)	1:03.27(2) *35.27*	1:45.67(4) *42.40*	**2:16.89** *31.22*	1.44	**Q**
4	6	**KENNY Oliver James**	GBR	21 AUG 1997	0.74	28.47(4)	1:02.87(1) *34.40*	1:43.64(1) *40.77*	**2:17.89** *34.25*	2.44	**Q**
5	8	**STUPANS Rudolfs**	LAT	31 OCT 1999	0.71	30.82(7)	1:08.70(6) *37.88*	1:51.73(5) *43.03*	**2:25.02** *33.29*	9.57	
6	1	**FREUND Balazs**	HUN	16 NOV 2000	0.66	30.42(5)	1:07.39(5) *36.97*	1:51.76(6) *44.37*	**2:25.36** *33.60*	9.91	
7	7	**HOLDBROOK Kieran**	GBR	13 JUN 1999	0.79	30.75(6)	1:08.98(7) *38.23*	1:53.95(7) *44.97*	**2:28.80** *34.85*	13.35	

NOT CLASSIFIED

	3	**ZURGALIDZE Andriy**	UKR	20 APR 1981					**DSQ**		

Legend

Q = Qualified for the next phase **?** = Swim-Off **DSQ** = Disqualified **Q** = Qualified for the next phase **WR** = World Record

Results

Event 73
26 JUL 2017

200 m Medley - Men
Preliminary

	Record	Name	YOB	NOC	Location	Date
WR	2:03.30	PARKIN Terence		RSA	Sydney (AUS)	20 SEP 2000
DR	2:06.24	PARKIN Terence		RSA	Taipei (TPE)	12 SEP 2009

RANK	HEAT	LANE	SURNAME & NAME	NOC	BORN	R.T.	50m	100m	150m	TIME	GAP	
1	2	4	**IBARA Ryutaro**	JPN	14 FEB 1994	0.61	27.35	1:02.12 *34.77*	1:40.03 *37.91*	**2:11.50** *31.47*		**Q**
2	3	4	**OBOTIN Vitalii Alexandro**	RUS	22 MAY 1992	0.79	28.20	1:03.37 *35.17*	1:41.86 *38.49*	**2:14.25** *32.39*	2.75	**Q**
3	3	3	**ROACH Mark**	RSA	17 APR 1997	0.75	27.73	1:02.57 *34.84*	1:43.41 *40.84*	**2:14.52** *31.11*	3.02	**Q**
4	4	5	**DENISOV Miron Mikhaylovi**	RUS	16 DEC 1993	0.74	28.18	1:04.36 *36.18*	1:44.77 *40.41*	**2:15.45** *30.68*	3.95	**Q**
5	2	3	**GERMANO Luca**	ITA	26 MAY 1988	0.78	27.31	1:03.59 *36.28*	1:46.51 *42.92*	**2:15.70** *29.19*	4.20	**Q**
6	4	4	**FUJIHARA Satoi**	JPN	28 SEP 1995	0.60	28.05	1:04.52 *36.47*	1:44.44 *39.92*	**2:15.74** *31.30*	4.24	**Q**
7	4	2	**KABBACH Guilherme Maia**	BRA	11 JUN 1989	0.73	28.00	1:03.27 *35.27*	1:45.67 *42.40*	**2:16.89** *31.22*	5.39	**Q**
8	4	6	**KENNY Oliver James**	GBR	21 AUG 1997	0.74	28.47	1:02.87 *34.40*	1:43.64 *40.77*	**2:17.89** *34.25*	6.39	**Q**
9	3	6	**HUANG Ching-Hsuan**	TPE	23 JUL 2000	0.72	30.87	1:07.62 *36.75*	1:49.13 *41.51*	**2:21.30** *32.17*	9.80	**R**
10	1	1	**NEVES Tiago Correia**	POR	14 SEP 1997	0.62	27.72	1:05.17 *37.45*	1:49.00 *43.83*	**2:22.61** *33.61*	11.11	**R**
11	3	1	**KISS Adam**	HUN	28 OCT 1996	0.72	28.70	1:07.63 *38.93*	1:48.80 *41.17*	**2:22.96** *34.16*	11.46	
12	3	5	**POWROZNIK Konrad**	POL	30 MAY 1997	0.71	30.48	1:07.94 *37.46*	1:51.11 *43.17*	**2:23.08** *31.97*	11.58	
13	3	7	**PANETTA Damiano**	CAN	13 FEB 1997	0.81	30.42	1:07.95 *37.53*	1:50.74 *42.79*	**2:23.91** *33.17*	12.41	
14	2	2	**TAMBORRINO Federico**	ITA	27 DEC 1994	0.63	31.12	1:09.31 *38.19*	1:52.41 *43.10*	**2:24.90** *32.49*	13.40	
15	4	8	**STUPANS Rudolfs**	LAT	31 OCT 1999	0.71	30.82	1:08.70 *37.88*	1:51.73 *43.03*	**2:25.02** *33.29*	13.52	
16	4	1	**FREUND Balazs**	HUN	16 NOV 2000	0.66	30.42	1:07.39 *36.97*	1:51.76 *44.37*	**2:25.36** *33.60*	13.86	
17	2	8	**HOPKINS Matthew Khoi**	USA	06 APR 2001	0.78	29.41	1:05.23 *35.82*	1:53.00 *47.77*	**2:25.55** *32.55*	14.05	
18	2	7	**KUO Ting-Yu**	TPE	25 SEP 2002	0.67	31.39	1:09.08 *37.69*	1:54.02 *44.94*	**2:28.36** *34.34*	16.86	
19	4	7	**HOLDBROOK Kieran**	GBR	13 JUN 1999	0.79	30.75	1:08.98 *38.23*	1:53.95 *44.97*	**2:28.80** *34.85*	17.30	
20	1	4	**NOWICKA Kacper**	POL	10 AUG 1998	0.58	30.64	1:12.72 *42.08*	1:57.79 *45.07*	**2:28.91** *31.12*	17.41	
21	2	1	**VAN WYK Brandon**	CAN	20 FEB 1995	0.59	31.31	1:08.75 *37.44*	1:53.67 *44.92*	**2:29.14** *35.47*	17.64	

Legend
Q = Qualified for the next phase **?** = Swim-Off **DSQ** = Disqualified **Q** = Qualified for the next phase
WR = World Record

RANK	HEAT	LANE	SURNAME & NAME	NOC	BORN	R.T.				TIME	GAP
22	1	6	**ENRIQUEZ Yuliam Riveido**	COL	28 MAR 2004	0.78	31.32	1:11.85 *40.53*	1:56.72 *44.87*	**2:29.87** *33.15*	18.37
23	3	2	**BROWN Tyler**	USA	01 AUG 2001	0.78	30.58	1:10.84 *40.26*	1:54.18 *43.34*	**2:30.44** *36.26*	18.94
24	3	8	**RAMIREZ CUADROS Daniel A**	COL	09 MAY 1976	0.83	30.78	1:09.57 *38.79*	1:55.95 *46.38*	**2:30.82** *34.87*	19.32
25	1	3	**BLACKBURN Jacob**	CAN	29 JUN 2001	0.65	32.03	1:12.78 *40.75*	1:57.61 *44.83*	**2:32.11** *34.50*	20.61
26	1	5	**JAISWAL Atul**	IND	16 MAR 1997	0.78	30.89	1:14.19 *43.30*	2:01.54 *47.35*	**2:40.61** *39.07*	29.11
27	1	2	**OZYALCIN Ali**	TUR	15 JUN 2000	0.89	34.47	1:20.78 *46.31*	2:14.74 *53.96*	**2:53.83** *39.09*	42.33
28	1	8	**SIAVICHAY Luis**	ECU	01 AUG 1999	0.81	37.74	1:25.36 *47.62*	2:25.00 *59.64*	**3:05.56** *40.56*	54.06

NOT CLASSIFIED

	4	3	**ZURGALIDZE Andriy**	UKR	20 APR 1981					**DSQ**	
	1	7	**NASOULAS Dimitrios**	GRE	07 APR 1999					**DNS**	
	2	5	**KLOTZ Matthew James**	USA	24 MAY 1996					**DNS**	
	2	6	**LI Chaoxu**	CHN	21 MAR 1995					**DNS**	

Legend

Q = Qualified for the next phase **?** = Swim-Off **DSQ** = Disqualified **Q** = Qualified for the next phase **WR** = World Record

Medallists

MEDAL	SURNAME & NAME	NOC

400 m Medley - Men

GOLD	**FUJIHARA Satoi**	**JPN**
SILVER	**OBOTIN Vitalii Alexandro**	**RUS**
BRONZE	**IBARA Ryutaro**	**JPN**

Results

Event 25
21 JUL 2017

400 m Medley - Men

Record		Name	YOB	NOC	Location	Date
WR	4:16.90	PARKIN Terence		RSA	Sydney (AUS)	17 SEP 2000
DR	4:29.56	PARKIN Terence		RSA	Taipei (TPE)	09 SEP 2009

Final

RANK	LANE	SURNAME & NAME	NOC	BORN	R.T.	TIME	GAP	
	50m	100m	150m	200m	250m	300m	350m	
1	3	**FUJIHARA Satoi**	JPN	28 SEP 1995	0.59	**4:28.49**		*DR*
	28.42(3)	1:00.97(3)	1:38.45(3)	2:15.32(3)	2:52.28(3)	3:30.05(3)	4:00.39(3)	
		32.55	*37.48*	*36.87*	*36.96*	*37.77*	*30.34*	*28.10*
2	4	**OBOTIN Vitalii Alexandro**	RUS	22 MAY 1992	0.76	**4:28.66**	0.17	
	27.29(1)	59.48(1)	1:34.43(1)	2:08.96(1)	2:46.65(1)	3:25.69(1)	3:57.47(1)	
		32.19	*34.95*	*34.53*	*37.69*	*39.04*	*31.78*	*31.19*
3	5	**IBARA Ryutaro**	JPN	14 FEB 1994	0.75	**4:31.67**	3.18	
	27.66(2)	1:00.05(2)	1:35.77(2)	2:10.56(2)	2:48.69(2)	3:27.80(2)	4:00.34(2)	
		32.39	*35.72*	*34.79*	*38.13*	*39.11*	*32.54*	*31.33*
4	2	**STOJANOSKI Andrej**	MKD	04 SEP 1994	0.60	**4:51.32**	22.83	
	30.08(4)	1:05.28(4)	1:45.53(4)	2:24.91(5)	3:06.61(4)	3:48.61(4)	4:21.10(4)	
		35.20	*40.25*	*39.38*	*41.70*	*42.00*	*32.49*	*30.22*
5	7	**HOLDBROOK Kieran**	GBR	13 JUN 1999	0.81	**5:03.95**	35.46	
	30.88(5)	1:06.25(5)	1:45.92(5)	2:24.77(4)	3:08.37(5)	3:53.95(5)	4:29.51(5)	
		35.37	*39.67*	*38.85*	*43.60*	*45.58*	*35.56*	*34.44*
6	1	**HUANG Ching-Hsuan**	TPE	23 JUL 2000	0.71	**5:07.09**	38.60	
	31.33(7)	1:06.89(6)	1:47.31(6)	2:28.14(6)	3:11.97(6)	3:56.81(6)	4:33.10(6)	
		35.56	*40.42*	*40.83*	*43.83*	*44.84*	*36.29*	*33.99*
7	6	**POWROZNIK Konrad**	POL	30 MAY 1997	0.71	**5:07.38**	38.89	
	32.20(8)	1:09.10(8)	1:49.98(7)	2:29.69(7)	3:14.29(7)	3:59.38(7)	4:33.78(7)	
		36.90	*40.88*	*39.71*	*44.60*	*45.09*	*34.40*	*33.60*
8	8	**PANETTA Damiano**	CAN	13 FEB 1997	0.76	**5:11.04**	42.55	
	30.96(6)	1:08.83(7)	1:50.59(8)	2:31.30(8)	3:16.03(8)	4:01.19(8)	4:36.94(8)	
		37.87	*41.76*	*40.71*	*44.73*	*45.16*	*35.75*	*34.10*

Legend

Q = Qualified for the next phase **?** = Swim-Off **DSQ** = Disqualified **Q** = Qualified for the next phase **WR** = World Record

Results

Event 19
21 JUL 2017

400 m Medley - Men
Preliminary

Record		Name	YOB	NOC	Location	Date
WR	**4:16.90**	**PARKIN Terence**		RSA	Sydney (AUS)	17 SEP 2000
DR	**4:29.56**	**PARKIN Terence**		RSA	Taipei (TPE)	09 SEP 2009

Heat 1 of 2

RANK	LANE	SURNAME & NAME	NOC	BORN	R.T.	TIME	GAP	
		50m / 100m / 150m / 200m / 250m / 300m / 350m						
1	4	**OBOTIN Vitalii Alexandro**	RUS	22 MAY 1992	0.82	**4:40.83**		**Q**
		28.31(2) / 1:01.49(1) / 1:38.07(1) / 2:13.98(1) / 2:53.89(1) / 3:34.39(1) / 4:08.09(1)						
		33.18 / *36.58* / *35.91* / *39.91* / *40.50* / *33.70* / *32.74*						
2	3	**DENISOV Miron Mikhaylovi**	RUS	16 DEC 1993	0.76	**4:47.23**	6.40	**Q**
		28.77(3) / 1:02.39(3) / 1:41.73(3) / 2:19.82(3) / 3:00.31(3) / 3:42.26(2) / 4:15.62(2)						
		33.62 / *39.34* / *38.09* / *40.49* / *41.95* / *33.36* / *31.61*						
3	5	**KLOTZ Matthew James**	USA	24 MAY 1996	0.75	**4:48.20**	7.37	**Q**
		28.17(1) / 1:01.94(2) / 1:40.65(2) / 2:17.17(2) / 2:59.96(2) / 3:42.99(3) / 4:16.20(3)						
		33.77 / *38.71* / *36.52* / *42.79* / *43.03* / *33.21* / *32.00*						
4	6	**STOJANOSKI Andrej**	MKD	04 SEP 1994	0.76	**4:56.90**	16.07	**Q**
		30.48(4) / 1:05.65(4) / 1:46.06(4) / 2:26.15(4) / 3:08.21(4) / 3:50.68(4) / 4:24.49(4)						
		35.17 / *40.41* / *40.09* / *42.06* / *42.47* / *33.81* / *32.41*						
5	7	**HOLDBROOK Kieran**	GBR	13 JUN 1999	0.80	**5:07.40**	26.57	**Q**
		30.90(6) / 1:06.49(5) / 1:47.50(5) / 2:27.12(5) / 3:11.23(5) / 3:56.82(5) / 4:32.96(5)						
		35.59 / *41.01* / *39.62* / *44.11* / *45.59* / *36.14* / *34.44*						
6	2	**BROWN Tyler**	USA	01 AUG 2001	0.66	**5:16.61**	35.78	
		30.78(5) / 1:08.06(6) / 1:48.19(6) / 2:31.58(6) / 3:16.05(6) / 4:00.37(6) / 4:38.37(6)						
		37.28 / *40.13* / *43.39* / *44.47* / *44.32* / *38.00* / *38.24*						
7	1	**BLACKBURN Jacob**	CAN	29 JUN 2001	0.70	**5:32.19**	51.36	
		32.96(7) / 1:14.11(7) / 1:57.69(7) / 2:40.88(7) / 3:27.33(7) / 4:15.03(7) / 4:53.65(7)						
		41.15 / *43.58* / *43.19* / *46.45* / *47.70* / *38.62* / *38.54*						

Heat 2 of 2

RANK	LANE	SURNAME & NAME	NOC	BORN	R.T.	TIME	GAP	
		50m / 100m / 150m / 200m / 250m / 300m / 350m						
1	5	**IBARA Ryutaro**	JPN	14 FEB 1994	0.76	**4:41.64**		**Q**
		28.49(1) / 1:02.26(1) / 1:39.78(1) / 2:16.48(1) / 2:56.43(1) / 3:36.65(1) / 4:11.75(1)						
		33.77 / *37.52* / *36.70* / *39.95* / *40.22* / *35.10* / *29.89*						
2	4	**FUJIHARA Satoi**	JPN	28 SEP 1995	0.77	**4:42.45**	0.81	**Q**
		28.89(2) / 1:03.01(2) / 1:42.57(2) / 2:21.24(2) / 3:00.41(2) / 3:40.13(2) / 4:12.32(2)						
		34.12 / *39.56* / *38.67* / *39.17* / *39.72* / *32.19* / *30.13*						
3	3	**POWROZNIK Konrad**	POL	30 MAY 1997	0.72	**4:56.59**	14.95	**Q**
		30.32(3) / 1:07.36(3) / 1:45.17(3) / 2:23.05(3) / 3:06.85(3) / 3:50.55(3) / 4:23.93(3)						
		37.04 / *37.81* / *37.88* / *43.80* / *43.70* / *33.38* / *32.66*						
4	2	**HUANG Ching-Hsuan**	TPE	23 JUL 2000	0.67	**5:09.17**	27.53	**R**
		31.39(6) / 1:07.53(4) / 1:48.16(4) / 2:29.58(5) / 3:13.66(4) / 3:58.87(4) / 4:35.20(4)						
		36.14 / *40.63* / *41.42* / *44.08* / *45.21* / *36.33* / *33.97*						
5	1	**PANETTA Damiano**	CAN	13 FEB 1997	0.81	**5:11.12**	29.48	**R**
		30.79(4) / 1:07.93(5) / 1:49.64(6) / 2:30.49(6) / 3:15.30(5) / 4:00.76(5) / 4:37.02(5)						
		37.14 / *41.71* / *40.85* / *44.81* / *45.46* / *36.26* / *34.10*						
6	8	**HOPKINS Matthew Khoi**	USA	06 APR 2001	0.84	**5:13.54**	31.90	
		31.22(5) / 1:08.68(6) / 1:48.84(5) / 2:27.20(4) / 3:16.35(6) / 4:05.69(7) / 4:41.48(6)						
		37.46 / *40.16* / *38.36* / *49.15* / *49.34* / *35.79* / *32.06*						
7	7	**FREUND Balazs**	HUN	16 NOV 2000	0.77	**5:14.02**	32.38	
		31.91(7) / 1:10.58(8) / 1:52.78(7) / 2:33.46(7) / 3:18.92(7) / 4:05.09(6) / 4:42.01(7)						
		38.67 / *42.20* / *40.68* / *45.46* / *46.17* / *36.92* / *32.01*						
8	6	**LLANOS Emanuel**	ARG	03 OCT 1997	0.64	**5:20.64**	39.00	
		33.40(8) / 1:10.28(7) / 1:53.97(8) / 2:35.18(8) / 3:21.21(8) / 4:08.78(8) / 4:45.83(8)						
		36.88 / *43.69* / *41.21* / *46.03* / *47.57* / *37.05* / *34.81*						

Legend

Q = Qualified for the next phase **?** = Swim-Off **DSQ** = Disqualified **Q** = Qualified for the next phase
WR = World Record

Results

Event 19
21 JUL 2017

400 m Medley - Men
Preliminary

	Record	Name	YOB	NOC	Location	Date
WR	**4:16.90**	**PARKIN Terence**		RSA	Sydney (AUS)	17 SEP 2000
DR	**4:29.56**	**PARKIN Terence**		RSA	Taipei (TPE)	09 SEP 2009

RANK	HEAT	LANE	SURNAME & NAME	NOC	BORN	R.T.	TIME	GAP	
		50m	100m	150m	200m	250m	300m	350m	
1	1	4	**OBOTIN Vitalii Alexandro**	RUS	22 MAY 1992	0.82	**4:40.83**		**Q**
		28.31	1:01.49	1:38.07	2:13.98	2:53.89	3:34.39	4:08.09	
			33.18	*36.58*	*35.91*	*39.91*	*40.50*	*33.70*	*32.74*
2	2	5	**IBARA Ryutaro**	JPN	14 FEB 1994	0.76	**4:41.64**	0.81	**Q**
		28.49	1:02.26	1:39.78	2:16.48	2:56.43	3:36.65	4:11.75	
			33.77	*37.52*	*36.70*	*39.95*	*40.22*	*35.10*	*29.89*
3	2	4	**FUJIHARA Satoi**	JPN	28 SEP 1995	0.77	**4:42.45**	1.62	**Q**
		28.89	1:03.01	1:42.57	2:21.24	3:00.41	3:40.13	4:12.32	
			34.12	*39.56*	*38.67*	*39.17*	*39.72*	*32.19*	*30.13*
4	1	3	**DENISOV Miron Mikhaylovi**	RUS	16 DEC 1993	0.76	**4:47.23**	6.40	**Q**
		28.77	1:02.39	1:41.73	2:19.82	3:00.31	3:42.26	4:15.62	
			33.62	*39.34*	*38.09*	*40.49*	*41.95*	*33.36*	*31.61*
5	1	5	**KLOTZ Matthew James**	USA	24 MAY 1996	0.75	**4:48.20**	7.37	**Q**
		28.17	1:01.94	1:40.65	2:17.17	2:59.96	3:42.99	4:16.20	
			33.77	*38.71*	*36.52*	*42.79*	*43.03*	*33.21*	*32.00*
6	2	3	**POWROZNIK Konrad**	POL	30 MAY 1997	0.72	**4:56.59**	15.76	**Q**
		30.32	1:07.36	1:45.17	2:23.05	3:06.85	3:50.55	4:23.93	
			37.04	*37.81*	*37.88*	*43.80*	*43.70*	*33.38*	*32.66*
7	1	6	**STOJANOSKI Andrej**	MKD	04 SEP 1994	0.76	**4:56.90**	16.07	**Q**
		30.48	1:05.65	1:46.06	2:26.15	3:08.21	3:50.68	4:24.49	
			35.17	*40.41*	*40.09*	*42.06*	*42.47*	*33.81*	*32.41*
8	1	7	**HOLDBROOK Kieran**	GBR	13 JUN 1999	0.80	**5:07.40**	26.57	**Q**
		30.90	1:06.49	1:47.50	2:27.12	3:11.23	3:56.82	4:32.96	
			35.59	*41.01*	*39.62*	*44.11*	*45.59*	*36.14*	*34.44*
9	2	2	**HUANG Ching-Hsuan**	TPE	23 JUL 2000	0.67	**5:09.17**	28.34	**R**
		31.39	1:07.53	1:48.16	2:29.58	3:13.66	3:58.87	4:35.20	
			36.14	*40.63*	*41.42*	*44.08*	*45.21*	*36.33*	*33.97*
10	2	1	**PANETTA Damiano**	CAN	13 FEB 1997	0.81	**5:11.12**	30.29	**R**
		30.79	1:07.93	1:49.64	2:30.49	3:15.30	4:00.76	4:37.02	
			37.14	*41.71*	*40.85*	*44.81*	*45.46*	*36.26*	*34.10*
11	2	8	**HOPKINS Matthew Khoi**	USA	06 APR 2001	0.84	**5:13.54**	32.71	
		31.22	1:08.68	1:48.84	2:27.20	3:16.35	4:05.69	4:41.48	
			37.46	*40.16*	*38.36*	*49.15*	*49.34*	*35.79*	*32.06*
12	2	7	**FREUND Balazs**	HUN	16 NOV 2000	0.77	**5:14.02**	33.19	
		31.91	1:10.58	1:52.78	2:33.46	3:18.92	4:05.09	4:42.01	
			38.67	*42.20*	*40.68*	*45.46*	*46.17*	*36.92*	*32.01*
13	1	2	**BROWN Tyler**	USA	01 AUG 2001	0.66	**5:16.61**	35.78	
		30.78	1:08.06	1:48.19	2:31.58	3:16.05	4:00.37	4:38.37	
			37.28	*40.13*	*43.39*	*44.47*	*44.32*	*38.00*	*38.24*
14	2	6	**LLANOS Emanuel**	ARG	03 OCT 1997	0.64	**5:20.64**	39.81	
		33.40	1:10.28	1:53.97	2:35.18	3:21.21	4:08.78	4:45.83	
			36.88	*43.69*	*41.21*	*46.03*	*47.57*	*37.05*	*34.81*
15	1	1	**BLACKBURN Jacob**	CAN	29 JUN 2001	0.70	**5:32.19**	51.36	
		32.96	1:14.11	1:57.69	2:40.88	3:27.33	4:15.03	4:53.65	
			41.15	*43.58*	*43.19*	*46.45*	*47.70*	*38.62*	*38.54*

Legend

Q = Qualified for the next phase **?** = Swim-Off **DSQ** = Disqualified **Q** = Qualified for the next phase
WR = World Record

Medallists

MEDAL	*NOC*	*SURNAME & NAME*

4x100 m Freestyle - Men

GOLD	**RUS** - **RUSSIA**	
		SARYKIN Ilya Eduardovich ZHIVAEV Andrei OBOTIN Vitalii Alexandro DENISOV Miron Mikhaylovi ZHURAVLEV Igor Sergeevic LUKYANOV Ilya FOMIN Martin Robertovich TRISHKIN Ilia Mikhailovi
SILVER	**UKR** - **UKRAINE**	
		LYTVYNENKO Oleksii KONKIN Viktor DUDNYK Maksym BYSTREVSKYI Denys KARNYSH Artem ZAULICHNYI Yevhen ZINENKO Ivan KOLOMIIETS Oleksii
BRONZE	**JPN** - **JAPAN**	
		FUJIHARA Satoi IBARA Ryutaro TSUDA Yuta KANAJI Yoshikazu HOSHI Taiga

Results

Event 82
26 JUL 2017

4x100 m Freestyle - Men

	Record		Name	YOB	NOC	Location	Date
WR	3:30.40	RUSSIA		RUS		San Antonio Texas (USA)	22 AUG 2015
DR	3:32.52	RUSSIA		RUS		Taipei (TPE)	12 SEP 2009

Final

RANK	LANE	NOC	RELAY / SURNAME & NAME	BORN	R.T.	50m	100m	TIME	GAP	
1	5	**RUS**	**RUSSIA**					**3:28.49**		*WR-DR*
			SARYKIN Ilya Eduardovich	15 AUG 1989	0.75	*25.14*	*52.09*			
			ZHIVAEV Andrei	30 JUN 1998	0.45	*1:16.74*	*51.70*			
			OBOTIN Vitalii Alexandro	22 MAY 1992	0.31	*2:08.25*	*52.06*			
			DENISOV Miron Mikhaylovi	16 DEC 1993	0.81	*3:01.25*	*52.64*			
2	4	**UKR**	**UKRAINE**					**3:34.85**	6.36	
			LYTVYNENKO Oleksii	30 SEP 1996	0.72	*25.56*	*54.28*			
			KONKIN Viktor	08 JAN 1994	0.26	*1:18.45*	*52.87*			
			DUDNYK Maksym	16 AUG 1993	0.46	*2:12.40*	*53.94*			
			BYSTREVSKYI Denys	28 FEB 1987	0.51	*3:06.86*	*53.76*			
3	3	**JPN**	**JAPAN**					**3:35.44**	6.95	
			FUJIHARA Satoi	28 SEP 1995	0.56	*25.52*	*52.89*			
			IBARA Ryutaro	14 FEB 1994	0.39	*1:18.17*	*53.09*			
			TSUDA Yuta	05 MAY 2001	0.38	*2:13.32*	*56.96*			
			KANAJI Yoshikazu	13 FEB 1994	0.17	*3:08.12*	*52.50*			
4	7	**POL**	**POLAND**					**3:40.24**	11.75	
			NOWICKA Kacper	10 AUG 1998	0.73	*27.42*	*57.60*			
			POWROZNIK Konrad	30 MAY 1997	0.61	*1:23.65*	*54.55*			
			SAWKA Juliusz	29 AUG 1997	0.41	*2:18.15*	*54.91*			
			PIORO Artur Zbigniew	15 MAY 1991	0.49	*3:12.41*	*53.18*			
5	2	**CHN**	**CHINA**					**3:43.07**	14.58	
			CAI Jialuo	24 DEC 1993	0.78	*26.63*	*55.86*			
			CHEN Guodong	07 JAN 1998	0.33	*1:21.45*	*55.92*			
			DENG Mingdong	18 SEP 1989	0.35	*2:17.57*	*56.44*			
			YIN Haiqiang	17 AUG 1998	0.52	*3:14.74*	*54.85*			
6	1	**ITA**	**ITALY**					**3:43.72**	15.23	
			GERMANO Luca	26 MAY 1988	0.77	*25.16*	*52.79*			
			RIGANTI Fabio	20 JUN 1996	0.17	*1:18.45*	*55.19*			
			LUCARINI Simone	18 JUN 1992	0.55	*2:15.87*	*58.14*			
			TAMBORRINO Federico	27 DEC 1994	0.29	*3:14.29*	*57.60*			
7	6	**GBR**	**GREAT BRITAIN**					**3:43.94**	15.45	
			YOUNG Nathan	30 MAR 1999	0.76	*26.68*	*56.16*			
			BAXTER Thomas John	13 JUL 1993	0.39	*1:22.71*	*55.85*			
			HOLDBROOK Kieran	13 JUN 1999	0.34	*2:18.91*	*57.69*			
			MCCOMISH Jack Gordon	01 JUN 1995	0.55	*3:15.68*	*54.24*			
8	8	**BLR**	**BELARUS**					**3:48.94**	20.45	
			TSYRON Henadzi	16 DEC 1988	0.81	*26.37*	*55.23*			
			ASKERKA Maksim	13 JUN 2000	0.49	*1:22.60*	*59.65*			
			KUCHUN Dzianis	27 SEP 1998	0.52	*2:22.65*	*58.60*			
			TSYRON Vitali	09 MAR 1991	0.35	*3:19.82*	*55.46*			

Legend

Q = Qualified for the next phase **?** = Swim-Off **DSQ** = Disqualified **Q** = Qualified for the next phase
WR = World Record

Results

Event 75
26 JUL 2017

4x100 m Freestyle - Men
Preliminary

	Record		Name	YOB	NOC	Location	Date
WR	**3:30.40**	**RUSSIA**		RUS		San Antonio Texas (USA)	22 AUG 2015
DR	**3:32.52**	**RUSSIA**		RUS		Taipei (TPE)	12 SEP 2009

Heat 1 of 2

RANK	LANE	NOC	RELAY / SURNAME & NAME	BORN	R.T.	50m	100m	TIME	GAP	
1	4	**JPN**	**JAPAN**					**3:45.05**		**Q**
			FUJIHARA Satoi	28 SEP 1995	0.61	*26.19*	*54.01*			
			TSUDA Yuta	05 MAY 2001	0.23	*1:21.32*	*56.87*			
			HOSHI Taiga	27 JAN 1999	0.48	*2:19.34*	*58.55*			
			KANAJI Yoshikazu	13 FEB 1994	0.18	*3:15.47*	*55.62*			
2	3	**GBR**	**GREAT BRITAIN**					**3:45.58**	0.53	**Q**
			YOUNG Nathan	30 MAR 1999	0.76	*27.12*	*56.81*			
			BAXTER Thomas John	13 JUL 1993	0.47	*1:23.73*	*56.51*			
			OATEN Matthew	03 AUG 1999	0.24	*2:20.93*	*58.47*			
			MCCOMISH Jack Gordon	01 JUN 1995	0.42	*3:17.65*	*53.79*			
3	5	**CHN**	**CHINA**					**3:45.83**	0.78	**Q**
			CAI Jialuo	24 DEC 1993	0.81	*27.28*	*56.47*			
			LIU Hao	18 AUG 1992	0.35	*1:23.15*	*57.39*			
			DENG Mingdong	18 SEP 1989	0.47	*2:20.09*	*56.41*			
			YIN Haiqiang	17 AUG 1998	0.49	*3:17.06*	*55.56*			
4	6	**BLR**	**BELARUS**					**3:51.09**	6.04	**Q**
			TSYRON Henadzi	16 DEC 1988	0.76	*26.57*	*55.74*			
			ASKERKA Maksim	13 JUN 2000	0.46	*1:23.32*	*59.66*			
			KUCHUN Dzianis	27 SEP 1998	0.37	*2:23.28*	*59.62*			
			TSYRON Vitali	09 MAR 1991	0.41	*3:22.03*	*56.07*			
5	2	**CAN**	**CANADA**					**3:58.72**	13.67	**R**
			VAN WYK Brandon	20 FEB 1995	0.75	*28.54*	*1:00.51*			
			PANETTA Damiano	13 FEB 1997	0.40	*1:28.95*	*58.43*			
			BAERG Joshua	30 SEP 1995	0.33	*2:27.97*	*59.82*			
			BLACKBURN Jacob	29 JUN 2001	0.39	*3:26.99*	*59.96*			
6	7	**KAZ**	**KAZAZISTAN**					**4:14.90**	29.85	
			MURZAGALIYEV Yernar	26 SEP 1992	0.81	*29.80*	*1:03.00*			
			ZHASSANOV Nurlan	07 DEC 1984	0.34	*1:33.25*	*1:05.58*			
			SALNIKOV Dmitriy	12 MAY 1989	0.41	*2:37.47*	*1:02.92*			
			YERMEKPAYEV Marat	17 FEB 1981	0.47	*3:40.84*	*1:03.40*			

Heat 2 of 2

RANK	LANE	NOC	RELAY / SURNAME & NAME	BORN	R.T.	50m	100m	TIME	GAP	
1	5	**UKR**	**UKRAINE**					**3:41.11**		**Q**
			KOLOMIIETS Oleksii	15 NOV 1997	0.77	*27.06*	*55.52*			
			ZINENKO Ivan	20 DEC 1998	0.46	*1:21.73*	*55.00*			
			ZAULICHNYI Yevhen	04 FEB 1997	0.51	*2:17.17*	*55.37*			
			KARNYSH Artem	20 JAN 1992	0.65	*3:12.81*	*55.22*			
2	4	**RUS**	**RUSSIA**					**3:41.76**	0.65	**Q**
			TRISHKIN Ilia Mikhailovi	15 JUL 1989	0.76	*26.39*	*54.10*			
			FOMIN Martin Robertovich	22 MAR 1994	0.36	*1:21.88*	*57.84*			
			LUKYANOV Ilya	06 APR 1992	0.62	*2:19.07*	*56.66*			
			ZHURAVLEV Igor Sergeevic	06 AUG 1997	0.43	*3:13.97*	*53.16*			
3	3	**POL**	**POLAND**					**3:47.08**	5.97	**Q**
			SIEJO Mateusz	30 MAY 2000	0.71	*28.31*	*58.85*			
			KRAMARCZYK Jakub	01 APR 2001		*1:27.15*	*58.27*			
			SAWKA Juliusz	29 AUG 1997	0.50	*2:23.70*	*56.46*			
			PIORO Artur Zbigniew	15 MAY 1991	0.51	*3:19.16*	*53.50*			
4	2	**ITA**	**ITALY**					**3:47.64**	6.53	**Q**
			RIGANTI Fabio	20 JUN 1996	0.72	*27.34*	*56.41*			
			TAMBORRINO Federico	27 DEC 1994	0.30	*1:26.12*	*1:00.13*			
			LUCARINI Simone	18 JUN 1992	0.55	*2:24.59*	*58.71*			
			GERMANO Luca	26 MAY 1988	0.57	*3:21.02*	*52.39*			

Legend

Q = Qualified for the next phase **?** = Swim-Off **DSQ** = Disqualified **Q** = Qualified for the next phase
WR = World Record

RANK	LANE	NOC	RELAY / SURNAME & NAME	BORN	R.T.		TIME	GAP	
5	6	**USA**	**UNITED STATES**				**3:51.20**	10.09	**R**
			KLOTZ Matthew James	24 MAY 1996	0.66	*25.62*	*53.82*		
			BROWN Tyler	01 AUG 2001	0.47	*1:22.34*	*1:00.89*		
			ZOU Matthew	12 DEC 2001	0.53	*2:24.14*	*1:00.77*		
			HOPKINS Matthew Khoi	06 APR 2001	0.27	*3:21.97*	*55.72*		
6	7	**TUR**	**TURKEY**				**4:16.06**	34.95	
			GURSOY Emre	10 APR 1996	0.66	*28.88*	*1:02.86*		
			OZYALCIN Ali	15 JUN 2000	0.44	*1:34.13*	*1:03.51*		
			EROGLU Emirhan	11 AUG 1987	0.34	*2:35.31*	*1:03.10*		
			SARIOGLU Cihan	31 AUG 1999	0.54	*3:40.94*	*1:06.59*		

Legend

Q = Qualified for the next phase **?** = Swim-Off **DSQ** = Disqualified **Q** = Qualified for the next phase **WR** = World Record

Results

Event 75
26 JUL 2017

4x100 m Freestyle - Men
Preliminary

	Record	Name	YOB	NOC	Location	Date
WR	**3:30.40**	**RUSSIA**	RUS		San Antonio Texas (USA)	22 AUG 2015
DR	**3:32.52**	**RUSSIA**	RUS		Taipei (TPE)	12 SEP 2009

RANK	HEAT	LANE	NOC	RELAY / SURNAME & NAME	BORN	R.T.	50m	100m	TIME	GAP	
1	2	5	**UKR**	**UKRAINE**					**3:41.11**		**Q**
				KOLOMIIETS Oleksii	15 NOV 1997	0.77	*27.06*	*55.52*	55.52		
				ZINENKO Ivan	20 DEC 1998	0.46	*26.21*	*55.00*	1:50.52		
				ZAULICHNYI Yevhen	04 FEB 1997	0.51	*26.65*	*55.37*	2:45.89		
				KARNYSH Artem	20 JAN 1992	0.65	*26.92*	*55.22*	3:41.11		
2	2	4	**RUS**	**RUSSIA**					**3:41.76**	0.65	**Q**
				TRISHKIN Ilia Mikhailovi	15 JUL 1989	0.76	*26.39*	*54.10*	54.10		
				FOMIN Martin Robertovich	22 MAR 1994	0.36	*27.78*	*57.84*	1:51.94		
				LUKYANOV Ilya	06 APR 1992	0.62	*27.13*	*56.66*	2:48.60		
				ZHURAVLEV Igor Sergeevic	06 AUG 1997	0.43	*25.37*	*53.16*	3:41.76		
3	1	4	**JPN**	**JAPAN**					**3:45.05**	3.94	**Q**
				FUJIHARA Satoi	28 SEP 1995	0.61	*26.19*	*54.01*	54.01		
				TSUDA Yuta	05 MAY 2001	0.23	*27.31*	*56.87*	1:50.88		
				HOSHI Taiga	27 JAN 1999	0.48	*28.46*	*58.55*	2:49.43		
				KANAJI Yoshikazu	13 FEB 1994	0.18	*26.04*	*55.62*	3:45.05		
4	1	3	**GBR**	**GREAT BRITAIN**					**3:45.58**	4.47	**Q**
				YOUNG Nathan	30 MAR 1999	0.76	*27.12*	*56.81*	56.81		
				BAXTER Thomas John	13 JUL 1993	0.47	*26.92*	*56.51*	1:53.32		
				OATEN Matthew	03 AUG 1999	0.24	*27.61*	*58.47*	2:51.79		
				MCCOMISH Jack Gordon	01 JUN 1995	0.42	*25.86*	*53.79*	3:45.58		
5	1	5	**CHN**	**CHINA**					**3:45.83**	4.72	**Q**
				CAI Jialuo	24 DEC 1993	0.81	*27.28*	*56.47*	56.47		
				LIU Hao	18 AUG 1992	0.35	*26.68*	*57.39*	1:53.86		
				DENG Mingdong	18 SEP 1989	0.47	*26.23*	*56.41*	2:50.27		
				YIN Haiqiang	17 AUG 1998	0.49	*26.79*	*55.56*	3:45.83		
6	2	3	**POL**	**POLAND**					**3:47.08**	5.97	**Q**
				SIEJO Mateusz	30 MAY 2000	0.71	*28.31*	*58.85*	58.85		
				KRAMARCZYK Jakub	01 APR 2001		*28.30*	*58.27*	1:57.12		
				SAWKA Juliusz	29 AUG 1997	0.50	*26.58*	*56.46*	2:53.58		
				PIORO Artur Zbigniew	15 MAY 1991	0.51	*25.58*	*53.50*	3:47.08		
7	2	2	**ITA**	**ITALY**					**3:47.64**	6.53	**Q**
				RIGANTI Fabio	20 JUN 1996	0.72	*27.34*	*56.41*	56.41		
				TAMBORRINO Federico	27 DEC 1994	0.30	*29.71*	*1:00.13*	1:56.54		
				LUCARINI Simone	18 JUN 1992	0.55	*28.05*	*58.71*	2:55.25		
				GERMANO Luca	26 MAY 1988	0.57	*25.77*	*52.39*	3:47.64		
8	1	6	**BLR**	**BELARUS**					**3:51.09**	9.98	**Q**
				TSYRON Henadzi	16 DEC 1988	0.76	*26.57*	*55.74*	55.74		
				ASKERKA Maksim	13 JUN 2000	0.46	*27.58*	*59.66*	1:55.40		
				KUCHUN Dzianis	27 SEP 1998	0.37	*27.88*	*59.62*	2:55.02		
				TSYRON Vitali	09 MAR 1991	0.41	*27.01*	*56.07*	3:51.09		
9	2	6	**USA**	**UNITED STATES**					**3:51.20**	10.09	**R**
				KLOTZ Matthew James	24 MAY 1996	0.66	*25.62*	*53.82*	53.82		
				BROWN Tyler	01 AUG 2001	0.47	*28.52*	*1:00.89*	1:54.71		
				ZOU Matthew	12 DEC 2001	0.53	*29.43*	*1:00.77*	2:55.48		
				HOPKINS Matthew Khoi	06 APR 2001	0.27	*26.49*	*55.72*	3:51.20		
10	1	2	**CAN**	**CANADA**					**3:58.72**	17.61	**R**
				VAN WYK Brandon	20 FEB 1995	0.75	*28.54*	*1:00.51*	1:00.51		
				PANETTA Damiano	13 FEB 1997	0.40	*28.44*	*58.43*	1:58.94		
				BAERG Joshua	30 SEP 1995	0.33	*29.03*	*59.82*	2:58.76		
				BLACKBURN Jacob	29 JUN 2001	0.39	*28.23*	*59.96*	3:58.72		
11	1	7	**KAZ**	**KAZAZISTAN**					**4:14.90**	33.79	
				MURZAGALIYEV Yernar	26 SEP 1992	0.81	*29.80*	*1:03.00*	1:03.00		
				ZHASSANOV Nurlan	07 DEC 1984	0.34	*30.25*	*1:05.58*	2:08.58		
				SALNIKOV Dmitriy	12 MAY 1989	0.41	*28.89*	*1:02.92*	3:11.50		
				YERMEKPAYEV Marat	17 FEB 1981	0.47	*29.34*	*1:03.40*	4:14.90		
12	2	7	**TUR**	**TURKEY**					**4:16.06**	34.95	
				GURSOY Emre	10 APR 1996	0.66	*28.88*	*1:02.86*	1:02.86		
				OZYALCIN Ali	15 JUN 2000	0.44	*31.27*	*1:03.51*	2:06.37		
				EROGLU Emirhan	11 AUG 1987	0.34	*28.94*	*1:03.10*	3:09.47		
				SARIOGLU Cihan	31 AUG 1999	0.54	*31.47*	*1:06.59*	4:16.06		

Legend

Q = Qualified for the next phase **?** = Swim-Off **DSQ** = Disqualified **Q** = Qualified for the next phase
WR = World Record

Medallists

MEDAL	*NOC*	*SURNAME & NAME*

4x200 m Freestyle - Men

GOLD	**RUS** - **RUSSIA**	
		ZHIVAEV Andrei GRISHIN Leonid Aleksandr DENISOV Miron Mikhaylovi OBOTIN Vitalii Alexandro LAVROV Roman FOMIN Martin Robertovich TORISHNII Filipp TRISHKIN Ilia Mikhailovi
SILVER	**JPN** - **JAPAN**	
		FUJIHARA Satoi KANAJI Yoshikazu IBARA Ryutaro TSUDA Yuta HOSHI Taiga
BRONZE	**POL** - **POLAND**	
		SAWKA Juliusz KRAMARCZYK Jakub POWROZNIK Konrad PIORO Artur Zbigniew

Results

Event 28
21 JUL 2017

4x200 m Freestyle - Men

	Record		Name	YOB	NOC	Location	Date
WR	**7:47.00**	**RUSSIA**		RUS		Sofia (BUL)	01 AUG 2013
DR	**7:47.03**	**RUSSIA**		RUS		Sofia (BUL)	01 AUG 2013

Final

RANK	LANE	NOC	RELAY / SURNAME & NAME	BORN	R.T.	50m	100m	150m	200m	TIME	GAP	
1	4	**RUS**	**RUSSIA**							**7:40.91**		*WR-DR*
			ZHIVAEV Andrei	30 JUN 1998	0.61	*27.21*	*56.59*	*1:26.86*	1:55.60			
			GRISHIN Leonid Aleksandr	04 JUL 1991	0.53	*27.34*	*57.31*	*1:27.88*	3:54.40			
			DENISOV Miron Mikhaylovi	16 DEC 1993	0.53	*26.04*	*54.56*	*1:23.99*	5:47.22			
			OBOTIN Vitalii Alexandro	22 MAY 1992	0.34	*25.67*	*54.61*	*1:24.22*	7:40.91			
2	3	**JPN**	**JAPAN**							**7:51.82**	10.91	
			FUJIHARA Satoi	28 SEP 1995	0.58	*26.68*	*55.23*	*1:24.40*	1:52.99			
			KANAJI Yoshikazu	13 FEB 1994	0.19	*26.86*	*56.98*	*1:27.77*	3:50.50			
			IBARA Ryutaro	14 FEB 1994	0.41	*26.19*	*55.78*	*1:26.38*	5:46.61			
			TSUDA Yuta	05 MAY 2001	0.21	*28.24*	*59.67*	*1:32.96*	7:51.82			
3	5	**POL**	**POLAND**							**7:55.38**	14.47	
			SAWKA Juliusz	29 AUG 1997	0.81	*27.66*	*57.67*	*1:28.54*	1:59.36			
			KRAMARCZYK Jakub	01 APR 2001	0.53	*28.07*	*59.70*	*1:32.83*	4:03.89			
			POWROZNIK Konrad	30 MAY 1997	0.70	*26.83*	*56.18*	*1:26.31*	5:59.80			
			PIORO Artur Zbigniew	15 MAY 1991	0.49	*26.19*	*55.40*	*1:26.39*	7:55.38			
4	6	**UKR**	**UKRAINE**							**7:58.86**	17.95	
			BYSTREVSKYI Denys	28 FEB 1987	0.82	*27.59*	*57.56*	*1:28.27*	1:58.58			
			DUDNYK Maksym	16 AUG 1993	0.36	*26.78*	*56.95*	*1:28.71*	3:58.67			
			ZINENKO Ivan	20 DEC 1998	0.31	*28.19*	*58.87*	*1:30.48*	5:59.68			
			KARNYSH Artem	20 JAN 1992	0.56	*27.11*	*57.28*	*1:27.77*	7:58.86			
5	2	**ITA**	**ITALY**							**8:16.00**	35.09	
			GERMANO Luca	26 MAY 1988	0.85	*26.66*	*55.53*	*1:25.57*	1:56.69			
			TAMBORRINO Federico	27 DEC 1994	0.35	*28.94*	*59.70*	*1:30.48*	3:57.69			
			RIGANTI Fabio	20 JUN 1996	0.43	*27.10*	*58.60*	*1:32.26*	6:02.75			
			LUCARINI Simone	18 JUN 1992	0.41	*28.68*	*1:01.93*	*1:37.50*	8:16.00			
6	1	**CHN**	**CHINA**							**8:17.40**	36.49	
			YIN Haiqiang	17 AUG 1998	0.76	*27.18*	*57.28*	*1:28.93*	2:01.35			
			LI Chaoxu	21 MAR 1995	0.43	*28.83*	*1:00.96*	*1:33.84*	4:05.82			
			DENG Mingdong	18 SEP 1989	0.22	*27.50*	*59.95*	*1:34.64*	6:14.07			
			CAI Jialuo	24 DEC 1993	0.62	*28.17*	*59.10*	*1:31.21*	8:17.40			
7	7	**GBR**	**GREAT BRITAIN**							**8:19.69**	38.78	
			YOUNG Nathan	30 MAR 1999	0.70	*27.35*	*57.99*	*1:30.22*	2:03.52			
			KENNY Oliver James	21 AUG 1997	0.33	*27.94*	*1:00.24*	*1:33.73*	4:10.64			
			MERRITT Samuel	10 NOV 1998	0.22	*27.85*	*1:00.09*	*1:33.47*	6:17.50			
			MCCOMISH Jack Gordon	01 JUN 1995	0.40	*27.14*	*57.72*	*1:29.68*	8:19.69			
8	8	**USA**	**UNITED STATES**							**8:27.52**	46.61	
			HOPKINS Matthew Khoi	06 APR 2001	0.82	*29.50*	*1:00.36*	*1:33.04*	2:04.76			
			BROWN Tyler	01 AUG 2001	0.41	*29.43*	*1:03.90*	*1:38.92*	4:18.58			
			ZOU Matthew	12 DEC 2001	0.54	*29.87*	*1:02.35*	*1:35.62*	6:27.18			
			KLOTZ Matthew James	24 MAY 1996	0.24	*25.92*	*56.31*	*1:28.58*	8:27.52			

Legend

Q = Qualified for the next phase **?** = Swim-Off **DSQ** = Disqualified **Q** = Qualified for the next phase
WR = World Record

Results

Event 21
21 JUL 2017

4x200 m Freestyle - Men
Preliminary

	Record		Name	YOB	NOC	Location	Date
WR	**7:47.00**	**RUSSIA**		RUS		Sofia (BUL)	01 AUG 2013
DR	**7:47.03**	**RUSSIA**		RUS		Sofia (BUL)	01 AUG 2013

Heat 1 of 2

RANK	LANE	NOC	RELAY / SURNAME & NAME	BORN	R.T.	50m	100m	150m	200m	TIME	GAP	
1	5	**POL**	**POLAND**							**8:10.99**		**Q**
			KRAMARCZYK Jakub	01 APR 2001	0.74	*28.70*	*1:00.42*	*1:33.28*	2:05.05			
			SAWKA Juliusz	29 AUG 1997	0.61	*27.47*	*57.90*	*1:29.93*	4:06.15			
			PIORO Artur Zbigniew	15 MAY 1991	0.41	*27.50*	*58.93*	*1:30.60*	6:07.83			
			POWROZNIK Konrad	30 MAY 1997	0.71	*29.18*	*59.93*	*1:32.29*	8:10.99			
2	4	**JPN**	**JAPAN**							**8:11.48**	0.49	**Q**
			HOSHI Taiga	27 JAN 1999	0.86	*29.76*	*1:02.65*	*1:35.83*	2:08.81			
			FUJIHARA Satoi	28 SEP 1995	0.56	*27.07*	*56.50*	*1:26.42*	4:05.06			
			KANAJI Yoshikazu	13 FEB 1994	0.21	*27.68*	*59.06*	*1:31.72*	6:08.09			
			TSUDA Yuta	05 MAY 2001	0.33	*28.40*	*59.39*	*1:31.73*	8:11.48			
3	3	**CHN**	**CHINA**							**8:31.63**	20.64	**Q**
			CAI Jialuo	24 DEC 1993	0.84	*29.08*	*1:01.33*	*1:34.71*	2:07.91			
			DENG Mingdong	18 SEP 1989	0.41	*26.93*	*58.02*	*1:33.06*	4:18.28			
			LI Chaoxu	21 MAR 1995	0.39	*29.78*	*1:02.06*	*1:34.22*	6:23.84			
			YIN Haiqiang	17 AUG 1998	0.49	*29.20*	*1:01.84*	*1:35.56*	8:31.63			
4	6	**CAN**	**CANADA**							**8:53.81**	42.82	**R**
			BAERG Joshua	30 SEP 1995	0.67	*29.34*	*1:01.62*	*1:35.62*	2:10.44			
			VAN WYK Brandon	20 FEB 1995	0.11	*29.44*	*1:03.60*	*1:39.55*	4:26.01			
			PANETTA Damiano	13 FEB 1997	0.38	*29.64*	*1:02.32*	*1:36.79*	6:36.44			
			BLACKBURN Jacob	29 JUN 2001	0.39	*29.70*	*1:04.09*	*1:40.93*	8:53.81			
5	2	**KAZ**	**KAZAKHISTAN**							**10:00.86**	109.87	**R**
			MURZAGALIYEV Yernar	26 SEP 1992	0.70	*29.98*	*1:05.72*	*1:46.62*	2:28.13			
			ZHASSANOV Nurlan	07 DEC 1984	0.40	*37.82*	*1:20.30*	*2:03.81*	5:12.41			
			SALNIKOV Dmitriy	12 MAY 1989	0.20	*31.13*	*1:06.89*	*1:47.28*	7:39.82			
			YERMEKPAYEV Marat	17 FEB 1981	0.57	*31.27*	*1:06.40*	*1:43.48*	10:00.86			

Heat 2 of 2

RANK	LANE	NOC	RELAY / SURNAME & NAME	BORN	R.T.	50m	100m	150m	200m	TIME	GAP	
1	4	**RUS**	**RUSSIA**							**8:10.42**		**Q**
			TRISHKIN Ilia Mikhailovi	15 JUL 1989	0.76	*28.26*	*59.46*	*1:30.90*	2:00.03			
			TORISHNII Filipp	08 APR 2000	0.52	*26.41*	*56.76*	*1:28.82*	4:00.84			
			FOMIN Martin Robertovich	22 MAR 1994	0.38	*28.57*	*1:01.17*	*1:34.06*	6:08.11			
			LAVROV Roman	15 JUL 1996	0.50	*28.29*	*1:00.20*	*1:32.61*	8:10.42			
2	5	**UKR**	**UKRAINE**							**8:11.63**	1.21	**Q**
			KONKIN Viktor	08 JAN 1994	0.73	*27.90*	*59.66*	*1:31.44*	2:03.36			
			IAKUBOVSKYI Rostyslav	17 MAY 1992	0.63	*28.82*	*1:00.82*	*1:33.17*	4:08.53			
			LYTVYNENKO Oleksii	30 SEP 1996	0.52	*27.72*	*58.74*	*1:30.72*	6:10.82			
			ZAULICHNYI Yevhen	04 FEB 1997	0.57	*27.94*	*58.63*	*1:29.80*	8:11.63			
3	6	**ITA**	**ITALY**							**8:23.21**	12.79	**Q**
			GERMANO Luca	26 MAY 1988	0.81	*28.99*	*59.86*	*1:29.76*	1:58.84			
			TAMBORRINO Federico	27 DEC 1994	0.18	*29.77*	*1:01.65*	*1:33.96*	4:02.62			
			RIGANTI Fabio	20 JUN 1996	0.24	*27.98*	*1:01.29*	*1:34.68*	6:09.66			
			LUCARINI Simone	18 JUN 1992	0.38	*31.34*	*1:06.58*	*1:41.70*	8:23.21			
4	3	**GBR**	**GREAT BRITAIN**							**8:26.02**	15.60	**Q**
			BAXTER Thomas John	13 JUL 1993	0.81	*29.49*	*1:01.66*	*1:35.20*	2:08.79			
			MERRITT Samuel	10 NOV 1998	0.27	*28.02*	*59.66*	*1:32.93*	4:15.85			
			KENNY Oliver James	21 AUG 1997	0.21	*27.87*	*59.69*	*1:32.84*	6:22.17			
			YOUNG Nathan	30 MAR 1999	0.36	*27.48*	*58.23*	*1:30.44*	8:26.02			
5	2	**USA**	**UNITED STATES**							**8:40.41**	29.99	**Q**
			ZOU Matthew	12 DEC 2001	0.61	*30.30*	*1:02.88*	*1:37.29*	2:10.94			
			BROWN Tyler	01 AUG 2001	0.56	*29.89*	*1:04.94*	*1:40.37*	4:26.56			
			HOPKINS Matthew Khoi	06 APR 2001	0.41	*29.53*	*1:03.91*	*1:38.09*	6:37.11			
			KLOTZ Matthew James	24 MAY 1996	0.44	*27.32*	*58.40*	*1:30.84*	8:40.41			

Legend

Q = Qualified for the next phase **?** = Swim-Off **DSQ** = Disqualified **Q** = Qualified for the next phase
WR = World Record

Results

Event 21
21 JUL 2017

4x200 m Freestyle - Men
Preliminary

	Record		Name	YOB	NOC	Location	Date
WR	**7:47.00**	**RUSSIA**		RUS		Sofia (BUL)	01 AUG 2013
DR	**7:47.03**	**RUSSIA**		RUS		Sofia (BUL)	01 AUG 2013

RANK	HEAT	LANE	NOC	RELAY / SURNAME & NAME	BORN	R.T.	50m	100m	150m	200m	TIME	GAP	
1	2	4	**RUS**	**RUSSIA**							**8:10.42**		**Q**
				TRISHKIN Ilia Mikhailovi	15 JUL 1989	0.76	*28.26*	*59.46*	*1:30.90*	*2:00.03*	2:00.03		
				TORISHNII Filipp	08 APR 2000	0.52	*26.41*	*56.76*	*1:28.82*	*2:00.81*	4:00.84		
				FOMIN Martin Robertovich	22 MAR 1994	0.38	*28.57*	*1:01.17*	*1:34.06*	*2:07.27*	6:08.11		
				LAVROV Roman	15 JUL 1996	0.50	*28.29*	*1:00.20*	*1:32.61*	*2:02.31*	8:10.42		
2	1	5	**POL**	**POLAND**							**8:10.99**	0.57	**Q**
				KRAMARCZYK Jakub	01 APR 2001	0.74	*28.70*	*1:00.42*	*1:33.28*	*2:05.05*	2:05.05		
				SAWKA Juliusz	29 AUG 1997	0.61	*27.47*	*57.90*	*1:29.93*	*2:01.10*	4:06.15		
				PIORO Artur Zbigniew	15 MAY 1991	0.41	*27.50*	*58.93*	*1:30.60*	*2:01.68*	6:07.83		
				POWROZNIK Konrad	30 MAY 1997	0.71	*29.18*	*59.93*	*1:32.29*	*2:03.16*	8:10.99		
3	1	4	**JPN**	**JAPAN**							**8:11.48**	1.06	**Q**
				HOSHI Taiga	27 JAN 1999	0.86	*29.76*	*1:02.65*	*1:35.83*	*2:08.81*	2:08.81		
				FUJIHARA Satoi	28 SEP 1995	0.56	*27.07*	*56.50*	*1:26.42*	*1:56.25*	4:05.06		
				KANAJI Yoshikazu	13 FEB 1994	0.21	*27.68*	*59.06*	*1:31.72*	*2:03.03*	6:08.09		
				TSUDA Yuta	05 MAY 2001	0.33	*28.40*	*59.39*	*1:31.73*	*2:03.39*	8:11.48		
4	2	5	**UKR**	**UKRAINE**							**8:11.63**	1.21	**Q**
				KONKIN Viktor	08 JAN 1994	0.73	*27.90*	*59.66*	*1:31.44*	*2:03.36*	2:03.36		
				IAKUBOVSKYI Rostyslav	17 MAY 1992	0.63	*28.82*	*1:00.82*	*1:33.17*	*2:05.17*	4:08.53		
				LYTVYNENKO Oleksii	30 SEP 1996	0.52	*27.72*	*58.74*	*1:30.72*	*2:02.29*	6:10.82		
				ZAULICHNYI Yevhen	04 FEB 1997	0.57	*27.94*	*58.63*	*1:29.80*	*2:00.81*	8:11.63		
5	2	6	**ITA**	**ITALY**							**8:23.21**	12.79	**Q**
				GERMANO Luca	26 MAY 1988	0.81	*28.99*	*59.86*	*1:29.76*	*1:58.84*	1:58.84		
				TAMBORRINO Federico	27 DEC 1994	0.18	*29.77*	*1:01.65*	*1:33.96*	*2:03.78*	4:02.62		
				RIGANTI Fabio	20 JUN 1996	0.24	*27.98*	*1:01.29*	*1:34.68*	*2:07.04*	6:09.66		
				LUCARINI Simone	18 JUN 1992	0.38	*31.34*	*1:06.58*	*1:41.70*	*2:13.55*	8:23.21		
6	2	3	**GBR**	**GREAT BRITAIN**							**8:26.02**	15.60	**Q**
				BAXTER Thomas John	13 JUL 1993	0.81	*29.49*	*1:01.66*	*1:35.20*	*2:08.79*	2:08.79		
				MERRITT Samuel	10 NOV 1998	0.27	*28.02*	*59.66*	*1:32.93*	*2:07.06*	4:15.85		
				KENNY Oliver James	21 AUG 1997	0.21	*27.87*	*59.69*	*1:32.84*	*2:06.32*	6:22.17		
				YOUNG Nathan	30 MAR 1999	0.36	*27.48*	*58.23*	*1:30.44*	*2:03.85*	8:26.02		
7	1	3	**CHN**	**CHINA**							**8:31.63**	21.21	**Q**
				CAI Jialuo	24 DEC 1993	0.84	*29.08*	*1:01.33*	*1:34.71*	*2:07.91*	2:07.91		
				DENG Mingdong	18 SEP 1989	0.41	*26.93*	*58.02*	*1:33.06*	*2:10.37*	4:18.28		
				LI Chaoxu	21 MAR 1995	0.39	*29.78*	*1:02.06*	*1:34.22*	*2:05.56*	6:23.84		
				YIN Haiqiang	17 AUG 1998	0.49	*29.20*	*1:01.84*	*1:35.56*	*2:07.79*	8:31.63		
8	2	2	**USA**	**UNITED STATES**							**8:40.41**	29.99	**Q**
				ZOU Matthew	12 DEC 2001	0.61	*30.30*	*1:02.88*	*1:37.29*	*2:10.94*	2:10.94		
				BROWN Tyler	01 AUG 2001	0.56	*29.89*	*1:04.94*	*1:40.37*	*2:15.62*	4:26.56		
				HOPKINS Matthew Khoi	06 APR 2001	0.41	*29.53*	*1:03.91*	*1:38.09*	*2:10.55*	6:37.11		
				KLOTZ Matthew James	24 MAY 1996	0.44	*27.32*	*58.40*	*1:30.84*	*2:03.30*	8:40.41		
9	1	6	**CAN**	**CANADA**							**8:53.81**	43.39	**R**
				BAERG Joshua	30 SEP 1995	0.67	*29.34*	*1:01.62*	*1:35.62*	*2:10.44*	2:10.44		
				VAN WYK Brandon	20 FEB 1995	0.11	*29.44*	*1:03.60*	*1:39.55*	*2:15.57*	4:26.01		
				PANETTA Damiano	13 FEB 1997	0.38	*29.64*	*1:02.32*	*1:36.79*	*2:10.43*	6:36.44		
				BLACKBURN Jacob	29 JUN 2001	0.39	*29.70*	*1:04.09*	*1:40.93*	*2:17.37*	8:53.81		
10	1	2	**KAZ**	**KAZAKHISTAN**							**10:00.86**	110.44	**R**
				MURZAGALIYEV Yernar	26 SEP 1992	0.70	*29.98*	*1:05.72*	*1:46.62*	*2:28.13*	2:28.13		
				ZHASSANOV Nurlan	07 DEC 1984	0.40	*37.82*	*1:20.30*	*2:03.81*	*2:44.28*	5:12.41		
				SALNIKOV Dmitriy	12 MAY 1989	0.20	*31.13*	*1:06.89*	*1:47.28*	*2:27.41*	7:39.82		
				YERMEKPAYEV Marat	17 FEB 1981	0.57	*31.27*	*1:06.40*	*1:43.48*	*2:21.04*	10:00.86		

Legend

Q = Qualified for the next phase **?** = Swim-Off **DSQ** = Disqualified **Q** = Qualified for the next phase
WR = World Record

Medallists

MEDAL	*NOC*	*SURNAME & NAME*

4x100 m Medley - Men

GOLD	**RUS** - **RUSSIA**	
		ZHURAVLEV Igor Sergeevic FOMIN Martin Robertovich ZHIVAEV Andrei DENISOV Miron Mikhaylovi OBOTIN Vitalii Alexandro MARTYNENKO Denis LUKYANOV Ilya LAVROV Roman
SILVER	**JPN** - **JAPAN**	
		KANAJI Yoshikazu IBARA Ryutaro TSUDA Yuta FUJIHARA Satoi HOSHI Taiga
BRONZE	**UKR** - **UKRAINE**	
		DUDNYK Maksym KOLOMIIETS Oleksii IAKUBOVSKYI Rostyslav BYSTREVSKYI Denys KONKIN Viktor IZHACHENKO Filipp LYTVYNENKO Oleksii

Results

Event 56
24 JUL 2017

4x100 m Medley - Men

	Record		Name	YOB	NOC	Location	Date
WR	**3:53.00**	**RUSSIA**		RUS		San Antonio Texas (USA)	19 AUG 2015
DR	**3:53.55**	**RUSSIA**		RUS		Taipei (TPE)	09 SEP 2009

Final

RANK	LANE	NOC	RELAY / SURNAME & NAME	BORN	R.T.	50m	100m	TIME	GAP	
1	4	**RUS**	**RUSSIA**					**3:48.86**		*WR-DR*
			ZHURAVLEV Igor Sergeevic	06 AUG 1997	0.64	*27.85*	*58.24*			
			FOMIN Martin Robertovich	22 MAR 1994	0.47	*1:28.16*	*1:03.58*			
			ZHIVAEV Andrei	30 JUN 1998	0.26	*2:27.21*	*55.50*			
			DENISOV Miron Mikhaylovi	16 DEC 1993	0.61	*3:22.19*	*51.54*			
2	3	**JPN**	**JAPAN**					**3:55.87**	7.01	
			KANAJI Yoshikazu	13 FEB 1994	0.62	*28.26*	*58.47*			
			IBARA Ryutaro	14 FEB 1994	0.41	*1:27.95*	*1:05.74*			
			TSUDA Yuta	05 MAY 2001	0.09	*2:31.90*	*59.19*			
			FUJIHARA Satoi	28 SEP 1995	0.39	*3:28.51*	*52.47*			
3	5	**UKR**	**UKRAINE**					**3:58.49**	9.63	
			DUDNYK Maksym	16 AUG 1993	0.63	*29.38*	*1:01.52*			
			KOLOMIIETS Oleksii	15 NOV 1997	0.40	*1:31.50*	*1:05.19*			
			IAKUBOVSKYI Rostyslav	17 MAY 1992	0.22	*2:33.37*	*58.60*			
			BYSTREVSKYI Denys	28 FEB 1987	0.39	*3:30.71*	*53.18*			
4	6	**POL**	**POLAND**					**4:01.41**	12.55	
			SAWKA Juliusz	29 AUG 1997	0.79	*29.18*	*1:00.20*			
			SIEJO Mateusz	30 MAY 2000	0.37	*1:33.41*	*1:12.41*			
			POWROZNIK Konrad	30 MAY 1997	0.59	*2:38.55*	*56.21*			
			PIORO Artur Zbigniew	15 MAY 1991	0.31	*3:33.72*	*52.59*			
5	1	**GBR**	**GREAT BRITAIN**					**4:06.92**	18.06	
			MERRITT Samuel	10 NOV 1998	0.68	*31.55*	*1:07.03*			
			MCCOMISH Jack Gordon	01 JUN 1995	- 0.01	*1:36.71*	*1:03.87*			
			KENNY Oliver James	21 AUG 1997	0.40	*2:38.70*	*1:00.00*			
			YOUNG Nathan	30 MAR 1999	0.59	*3:37.40*	*56.02*			
6	2	**CHN**	**CHINA**					**4:09.51**	20.65	
			CAI Jialuo	24 DEC 1993	0.64	*30.89*	*1:04.55*			
			LI Chaoxu	21 MAR 1995	0.47	*1:37.88*	*1:11.17*			
			YIN Haiqiang	17 AUG 1998	0.45	*2:42.25*	*57.95*			
			DENG Mingdong	18 SEP 1989	0.28	*3:39.04*	*55.84*			
7	7	**USA**	**UNITED STATES**					**4:19.89**	31.03	
			HOPKINS Matthew Khoi	06 APR 2001	0.63	*32.01*	*1:06.54*			
			BROWN Tyler	01 AUG 2001	0.36	*1:41.96*	*1:17.10*			
			ZOU Matthew	12 DEC 2001	0.56	*2:53.12*	*1:02.38*			
			KLOTZ Matthew James	24 MAY 1996	0.45	*3:50.65*	*53.87*			
8	8	**CAN**	**CANADA**					**4:25.10**	36.24	
			VAN WYK Brandon	20 FEB 1995	0.66	*32.55*	*1:08.64*			
			BAERG Joshua	30 SEP 1995	0.44	*1:40.93*	*1:10.71*			
			PANETTA Damiano	13 FEB 1997	0.33	*2:49.07*	*1:05.28*			
			BLACKBURN Jacob	29 JUN 2001	0.33	*3:52.95*	*1:00.47*			

Legend

Q = Qualified for the next phase **?** = Swim-Off **DSQ** = Disqualified **Q** = Qualified for the next phase
WR = World Record

Results

Event 49
24 JUL 2017

4x100 m Medley - Men
Preliminary

	Record		Name	YOB	NOC	Location	Date
WR	**3:53.00**	**RUSSIA**		RUS		San Antonio Texas (USA)	19 AUG 2015
DR	**3:53.55**	**RUSSIA**		RUS		Taipei (TPE)	09 SEP 2009

Heat 1 of 2

RANK	LANE	NOC	RELAY / SURNAME & NAME	BORN	R.T.	50m	100m	TIME	GAP	
1	4	**UKR**	**UKRAINE**					**4:04.20**		**Q**
			LYTVYNENKO Oleksii	30 SEP 1996	0.61	*30.22*	*1:04.07*			
			IZHACHENKO Filipp	15 MAR 1996	0.31	*1:34.48*	*1:06.88*			
			BYSTREVSKYI Denys	28 FEB 1987	0.69	*2:38.28*	*1:00.04*			
			KONKIN Viktor	08 JAN 1994	0.48	*3:35.82*	*53.21*			
2	5	**JPN**	**JAPAN**					**4:06.45**	2.25	**Q**
			KANAJI Yoshikazu	13 FEB 1994	0.66	*29.61*	*1:00.72*			
			FUJIHARA Satoi	28 SEP 1995	0.54	*1:34.00*	*1:09.35*			
			IBARA Ryutaro	14 FEB 1994	0.38	*2:36.82*	*57.42*			
			HOSHI Taiga	27 JAN 1999	0.57	*3:36.49*	*58.96*			
3	6	**USA**	**UNITED STATES**					**4:21.53**	17.33	**Q**
			HOPKINS Matthew Khoi	06 APR 2001	0.60	*32.50*	*1:06.92*			
			BROWN Tyler	01 AUG 2001	0.37	*1:43.08*	*1:18.12*			
			ZOU Matthew	12 DEC 2001	0.47	*2:54.66*	*1:02.56*			
			KLOTZ Matthew James	24 MAY 1996	0.35	*3:52.41*	*53.93*			
4	3	**GBR**	**GREAT BRITAIN**					**4:24.55**	20.35	**Q**
			MERRITT Samuel	10 NOV 1998	0.69	*33.06*	*1:08.03*			
			BAXTER Thomas John	13 JUL 1993	0.49	*1:42.93*	*1:16.49*			
			KENNY Oliver James	21 AUG 1997	0.65	*2:52.58*	*1:01.16*			
			OATEN Matthew	03 AUG 1999	0.33	*3:53.56*	*58.87*			
5	2	**TUR**	**TURKEY**					**5:17.83**	73.63	**R**
			GURSOY Emre	10 APR 1996	0.75	*39.03*	*1:22.24*			
			EROGLU Emirhan	11 AUG 1987	0.47	*1:59.41*	*1:23.65*			
			OZYALCIN Ali	15 JUN 2000	0.48	*3:25.23*	*1:26.26*			
			SARIOGLU Cihan	31 AUG 1999	0.32	*4:42.89*	*1:05.68*			

Heat 2 of 2

RANK	LANE	NOC	RELAY / SURNAME & NAME	BORN	R.T.	50m	100m	TIME	GAP	
1	4	**RUS**	**RUSSIA**					**4:00.08**		**Q**
			LAVROV Roman	15 JUL 1996	0.73	*29.62*	*1:01.39*			
			LUKYANOV Ilya	06 APR 1992	0.51	*1:32.29*	*1:06.82*			
			MARTYNENKO Denis	22 MAY 2003	0.47	*2:35.64*	*59.78*			
			OBOTIN Vitalii Alexandro	22 MAY 1992	0.35	*3:32.71*	*52.09*			
2	3	**POL**	**POLAND**					**4:06.55**	6.47	**Q**
			SAWKA Juliusz	29 AUG 1997	0.73	*29.08*	*1:00.58*			
			SIEJO Mateusz	30 MAY 2000	0.34	*1:33.86*	*1:12.01*			
			POWROZNIK Konrad	30 MAY 1997	0.58	*2:38.65*	*56.54*			
			NOWICKA Kacper	10 AUG 1998	0.33	*3:30.46*	*57.42*			
3	5	**CHN**	**CHINA**					**4:12.26**	12.18	**Q**
			CAI Jialuo	24 DEC 1993	0.66	*31.88*	*1:06.92*			
			LI Chaoxu	21 MAR 1995	0.22	*1:40.40*	*1:11.74*			
			YIN Haiqiang	17 AUG 1998	0.41	*2:44.87*	*57.76*			
			DENG Mingdong	18 SEP 1989	0.24	*3:42.32*	*55.84*			
4	6	**CAN**	**CANADA**					**4:28.67**	28.59	**Q**
			VAN WYK Brandon	20 FEB 1995	0.65	*32.70*	*1:08.11*			
			BAERG Joshua	30 SEP 1995	0.36	*1:41.32*	*1:12.13*			
			PANETTA Damiano	13 FEB 1997	0.39	*2:50.42*	*1:06.29*			
			BLACKBURN Jacob	29 JUN 2001	0.35	*3:55.81*	*1:02.14*			
5	2	**KAZ**	**KAZAKHISTAN**					**4:51.52**	51.44	**R**
			MURZAGALIYEV Yernar	26 SEP 1992	0.71	*36.98*	*1:17.45*			
			ZHASSANOV Nurlan	07 DEC 1984	0.43	*1:53.58*	*1:19.31*			
			SALNIKOV Dmitriy	12 MAY 1989	0.25	*3:07.91*	*1:10.78*			
			YERMEKPAYEV Marat	17 FEB 1981	0.61	*4:17.78*	*1:03.98*			

Legend

Q = Qualified for the next phase **?** = Swim-Off **DSQ** = Disqualified **Q** = Qualified for the next phase
WR = World Record

Results

Event 49
24 JUL 2017

4x100 m Medley - Men
Preliminary

Record		Name	YOB	NOC	Location	Date
WR	3:53.00	RUSSIA	RUS		San Antonio Texas (USA)	19 AUG 2015
DR	3:53.55	RUSSIA	RUS		Taipei (TPE)	09 SEP 2009

RANK	HEAT	LANE	NOC	RELAY / SURNAME & NAME	BORN	R.T.	50m	100m	TIME	GAP	
1	2	4	RUS	**RUSSIA**					**4:00.08**		**Q**
				LAVROV Roman	15 JUL 1996	0.73	*29.62*	*1:01.39*	1:01.39		
				LUKYANOV Ilya	06 APR 1992	0.51	*30.90*	*1:06.82*	2:08.21		
				MARTYNENKO Denis	22 MAY 2003	0.47	*27.43*	*59.78*	3:07.99		
				OBOTIN Vitalii Alexandro	22 MAY 1992	0.35	*24.72*	*52.09*	4:00.08		
2	1	4	UKR	**UKRAINE**					**4:04.20**	4.12	**Q**
				LYTVYNENKO Oleksii	30 SEP 1996	0.61	*30.22*	*1:04.07*	1:04.07		
				IZHACHENKO Filipp	15 MAR 1996	0.31	*30.41*	*1:06.88*	2:10.95		
				BYSTREVSKYI Denys	28 FEB 1987	0.69	*27.33*	*1:00.04*	3:10.99		
				KONKIN Viktor	08 JAN 1994	0.48	*24.83*	*53.21*	4:04.20		
3	1	5	JPN	**JAPAN**					**4:06.45**	6.37	**Q**
				KANAJI Yoshikazu	13 FEB 1994	0.66	*29.61*	*1:00.72*	1:00.72		
				FUJIHARA Satoi	28 SEP 1995	0.54	*33.28*	*1:09.35*	2:10.07		
				IBARA Ryutaro	14 FEB 1994	0.38	*26.75*	*57.42*	3:07.49		
				HOSHI Taiga	27 JAN 1999	0.57	*29.00*	*58.96*	4:06.45		
4	2	3	POL	**POLAND**					**4:06.55**	6.47	**Q**
				SAWKA Juliusz	29 AUG 1997	0.73	*29.08*	*1:00.58*	1:00.58		
				SIEJO Mateusz	30 MAY 2000	0.34	*33.28*	*1:12.01*	2:12.59		
				POWROZNIK Konrad	30 MAY 1997	0.58	*26.06*	*56.54*	3:09.13		
				NOWICKA Kacper	10 AUG 1998	0.33	*21.33*	*57.42*	4:06.55		
5	2	5	CHN	**CHINA**					**4:12.26**	12.18	**Q**
				CAI Jialuo	24 DEC 1993	0.66	*31.88*	*1:06.92*	1:06.92		
				LI Chaoxu	21 MAR 1995	0.22	*33.48*	*1:11.74*	2:18.66		
				YIN Haiqiang	17 AUG 1998	0.41	*26.21*	*57.76*	3:16.42		
				DENG Mingdong	18 SEP 1989	0.24	*25.90*	*55.84*	4:12.26		
6	1	6	USA	**UNITED STATES**					**4:21.53**	21.45	**Q**
				HOPKINS Matthew Khoi	06 APR 2001	0.60	*32.50*	*1:06.92*	1:06.92		
				BROWN Tyler	01 AUG 2001	0.37	*36.16*	*1:18.12*	2:25.04		
				ZOU Matthew	12 DEC 2001	0.47	*29.62*	*1:02.56*	3:27.60		
				KLOTZ Matthew James	24 MAY 1996	0.35	*24.81*	*53.93*	4:21.53		
7	1	3	GBR	**GREAT BRITAIN**					**4:24.55**	24.47	**Q**
				MERRITT Samuel	10 NOV 1998	0.69	*33.06*	*1:08.03*	1:08.03		
				BAXTER Thomas John	13 JUL 1993	0.49	*34.90*	*1:16.49*	2:24.52		
				KENNY Oliver James	21 AUG 1997	0.65	*28.06*	*1:01.16*	3:25.68		
				OATEN Matthew	03 AUG 1999	0.33	*27.88*	*58.87*	4:24.55		
8	2	6	CAN	**CANADA**					**4:28.67**	28.59	**Q**
				VAN WYK Brandon	20 FEB 1995	0.65	*32.70*	*1:08.11*	1:08.11		
				BAERG Joshua	30 SEP 1995	0.36	*33.21*	*1:12.13*	2:20.24		
				PANETTA Damiano	13 FEB 1997	0.39	*30.18*	*1:06.29*	3:26.53		
				BLACKBURN Jacob	29 JUN 2001	0.35	*29.28*	*1:02.14*	4:28.67		
9	2	2	KAZ	**KAZAKHISTAN**					**4:51.52**	51.44	**R**
				MURZAGALIYEV Yernar	26 SEP 1992	0.71	*36.98*	*1:17.45*	1:17.45		
				ZHASSANOV Nurlan	07 DEC 1984	0.43	*36.13*	*1:19.31*	2:36.76		
				SALNIKOV Dmitriy	12 MAY 1989	0.25	*31.15*	*1:10.78*	3:47.54		
				YERMEKPAYEV Marat	17 FEB 1981	0.61	*30.24*	*1:03.98*	4:51.52		
10	1	2	TUR	**TURKEY**					**5:17.83**	77.75	**R**
				GURSOY Emre	10 APR 1996	0.75	*39.03*	*1:22.24*	1:22.24		
				EROGLU Emirhan	11 AUG 1987	0.47	*37.17*	*1:23.65*	2:45.89		
				OZYALCIN Ali	15 JUN 2000	0.48	*39.34*	*1:26.26*	4:12.15		
				SARIOGLU Cihan	31 AUG 1999	0.32	*30.74*	*1:05.68*	5:17.83		

Legend

Q = Qualified for the next phase **?** = Swim-Off **DSQ** = Disqualified **Q** = Qualified for the next phase
WR = World Record

Medallists

MEDAL	NOC	SURNAME & NAME

4x100 m Freestyle - Mixed

GOLD **RUS** - **RUSSIA**

OBOTIN Vitalii Alexandro
DENISOV Miron Mikhaylovi
KARPOVA Maria
BRYKANOVA Eleonora Vyach
SAVCHENKO Ekaterina Alex
KALININA Maria Eduardovn
ZHIVAEV Andrei
SARYKIN Ilya Eduardovich

SILVER **UKR** - **UKRAINE**

DUDNYK Maksym
DENYSOVA Kateryna
REZHYLO Mariya
BYSTREVSKYI Denys
KONKIN Viktor
TERESHCHENKO Iryna
LYTVYNENKO Oleksii
DAVYDOVA Krystyna

BRONZE **GBR** - **GREAT BRITAIN**

YOUNG Nathan
JOYCE Danielle
MCCLAFFERTY Shiona
MCCOMISH Jack Gordon
SEAMARKS Jasmine
BAXTER Thomas John

Legend
WR = World record

Results

Event 9
20 JUL 2017

4x100 m Freestyle - Mixed

	Record	Name	YOB	NOC	Location	Date
WR	**3:43.01**	**RUSSIA**	RUS		San Antonio Texas (USA)	18 AUG 2015
DR	**3:50.19**	***RUSSIA**	RUS		Samsun (TUR)	20 JUL 2017

Final

RANK	LANE	NOC	RELAY / SURNAME & NAME	BORN	R.T.	50m	100m	TIME	GAP	
1	4	**RUS**	**RUSSIA**					**3:41.54**		*WR-DR*
			OBOTIN Vitalii Alexandro	22 MAY 1992	0.77	*24.81*	*51.58*			
			DENISOV Miron Mikhaylovi	16 DEC 1993	0.62	*1:16.23*	*51.50*			
			KARPOVA Maria	22 OCT 1996	0.52	*2:10.42*	*59.68*			
			BRYKANOVA Eleonora Vyach	28 DEC 1997	0.66	*3:10.48*	*58.78*			
2	5	**UKR**	**UKRAINE**					**3:48.73**	7.19	
			DUDNYK Maksym	16 AUG 1993	0.69	*25.58*	*54.43*			
			DENYSOVA Kateryna	08 DEC 1996	0.34	*1:23.29*	*1:02.92*			
			REZHYLO Mariya	03 OCT 1998	0.49	*2:25.21*	*58.09*			
			BYSTREVSKYI Denys	28 FEB 1987	0.27	*3:20.81*	*53.29*			
3	2	**GBR**	**GREAT BRITAIN**					**3:49.00**	7.46	
			YOUNG Nathan	30 MAR 1999	0.68	*26.73*	*56.00*			
			JOYCE Danielle	14 JUN 1996	0.29	*1:22.56*	*57.23*			
			MCCLAFFERTY Shiona	04 MAY 2000	0.51	*2:22.92*	*1:03.52*			
			MCCOMISH Jack Gordon	01 JUN 1995	0.38	*3:21.68*	*52.25*			
4	8	**CHN**	**CHINA**					**3:50.53**	8.99	
			CAI Jialuo	24 DEC 1993	0.82	*26.86*	*55.71*			
			ZHU Qian	27 JUN 1993		*1:24.65*	*1:01.11*			
			SHEN Ying	06 JAN 2001	0.36	*2:25.09*	*59.13*			
			YIN Haiqiang	17 AUG 1998	0.34	*3:22.01*	*54.58*			
5	3	**USA**	**UNITED STATES**					**3:52.74**	11.20	
			HOPKINS Matthew Khoi	06 APR 2001	0.82	*26.26*	*55.05*			
			GREYMONT Alyssa	26 JUN 1997	0.59	*1:25.55*	*1:03.54*			
			COCKER Elizabeth	05 OCT 1995	0.40	*2:27.72*	*1:01.75*			
			KLOTZ Matthew James	24 MAY 1996	0.22	*3:24.95*	*52.40*			
6	6	**BLR**	**BELARUS**					**3:54.10**	12.56	
			TSYRON Vitali	09 MAR 1991	0.79	*26.45*	*56.69*			
			TSYRON Henadzi	16 DEC 1988	0.40	*1:22.17*	*54.82*			
			KUZMICH Hanna	21 FEB 1992	0.50	*2:20.12*	*1:01.87*			
			ERAMTSOVA Katsiaryna	29 JUL 1983	0.50	*3:21.85*	*1:00.72*			
7	1	**GER**	**GERMANY**					**3:59.92**	18.38	
			WUERGES Michael	04 MAY 1996	0.78	*26.51*	*56.28*			
			NEUMANN Linda Elisa	17 MAR 1993	0.53	*1:24.87*	*1:01.41*			
			KLAPPENECKER Annika	12 JUL 2001	0.41	*2:29.39*	*1:06.44*			
			GOLDBERG Robin	21 APR 1989	0.27	*3:29.78*	*55.79*			
8	7	**POL**	**POLAND**					**4:06.73**	25.19	
			NOWICKA Kacper	10 AUG 1998	0.71	*27.51*	*58.00*			
			ZADWORNA Anna	29 JUN 2002	0.39	*1:28.64*	*1:04.49*			
			SIEJO Mateusz	30 MAY 2000	0.48	*2:30.82*	*58.21*			
			MICHALOWSKA Sandra	20 AUG 1993	0.35	*3:31.24*	*1:06.03*			

Legend

Q = Qualified for the next phase **?** = Swim-Off **DSQ** = Disqualified **Q** = Qualified for the next phase
WR = World Record

Results

Event 1
20 JUL 2017

4x100 m Freestyle - Mixed
Preliminary

Heat 1 of 2

RANK	LANE	NOC	RELAY / SURNAME & NAME	BORN	R.T.	50m	100m	TIME	GAP	
1	5	**UKR**	**UKRAINE**					**3:54.28**		**Q**
			DAVYDOVA Krystyna	30 APR 1997	0.78	*29.71*	*1:05.03*			
			LYTVYNENKO Oleksii	30 SEP 1996	0.48	*1:31.11*	*54.56*			
			TERESHCHENKO Iryna	20 APR 1993	0.39	*2:28.74*	*1:01.41*			
			KONKIN Viktor	08 JAN 1994	0.50	*3:25.99*	*53.28*			
2	4	**BLR**	**BELARUS**					**3:55.79**	1.51	**Q**
			TSYRON Henadzi	16 DEC 1988	1.02	*26.51*	*55.82*			
			TSYRON Vitali	09 MAR 1991	0.49	*1:22.59*	*56.35*			
			AHEICHYK Aliaksandra	26 MAR 2001	0.51	*2:20.56*	*1:02.08*			
			KUZMICH Hanna	21 FEB 1992	0.66	*3:23.83*	*1:01.54*			
3	1	**GER**	**GERMANY**					**4:00.60**	6.32	**Q**
			NEUMANN Linda Elisa	17 MAR 1993	0.82	*29.28*	*1:02.25*			
			WUERGES Michael	04 MAY 1996	0.49	*1:28.44*	*56.44*			
			KLAPPENECKER Annika	12 JUL 2001	0.44	*2:29.75*	*1:06.09*			
			GOLDBERG Robin	21 APR 1989	0.24	*3:30.39*	*55.82*			
4	3	**CHN**	**CHINA**					**4:01.03**	6.75	**Q**
			LIU Hao	18 AUG 1992	0.97	*27.86*	*59.41*			
			HUANG Xiaofan	07 MAR 1997	0.59	*1:29.02*	*1:03.45*			
			DENG Mingdong	18 SEP 1989	0.50	*2:29.01*	*57.48*			
			SHEN Ying	06 JAN 2001	0.47	*3:28.59*	*1:00.69*			
5	6	**JPN**	**JAPAN**					**4:06.20**	11.92	**R**
			HOSHI Taiga	27 JAN 1999	0.74	*28.07*	*57.95*			
			NAKAHIGASHI Ikuha	03 MAR 2002	0.29	*1:28.44*	*1:04.69*			
			FUJIKAWA Ayaka	27 JUL 1995	0.10	*2:33.20*	*1:05.45*			
			TSUDA Yuta	05 MAY 2001	0.33	*3:35.95*	*58.11*			
6	7	**CAN**	**CANADA**					**4:22.64**	28.36	
			BAERG Joshua	30 SEP 1995	0.70	*28.28*	*58.74*			
			PANETTA Damiano	13 FEB 1997	0.44	*1:26.76*	*58.36*			
			ZOU Selena	26 OCT 2003	0.42	*2:29.01*	*1:07.59*			
			GHANEKAR Vedavati	16 MAY 2003	0.04	*3:41.19*	*1:17.95*			
7	2	**TUR**	**TURKEY**					**4:29.67**	35.39	
			KUCUK Reyhan	30 APR 2001	0.86	*31.29*	*1:04.37*			
			OZYALCIN Ali	15 JUN 2000	0.43	*1:34.62*	*1:05.10*			
			TOSUN Meliha Uncu	04 JAN 1990	0.54	*2:45.08*	*1:16.28*			
			GURSOY Emre	10 APR 1996	0.58	*3:55.01*	*1:03.92*			

Heat 2 of 2

RANK	LANE	NOC	RELAY / SURNAME & NAME	BORN	R.T.	50m	100m	TIME	GAP	
1	4	**RUS**	**RUSSIA**					**3:50.19**		**Q**
			SARYKIN Ilya Eduardovich	15 AUG 1989	0.77	*25.40*	*52.66*			
			ZHIVAEV Andrei	30 JUN 1998	0.43	*1:18.59*	*54.31*			
			KALININA Maria Eduardovn	02 SEP 1990	0.58	*2:16.32*	*1:01.57*			
			SAVCHENKO Ekaterina Alex	05 MAR 1985	0.44	*3:17.45*	*1:01.65*			
2	3	**USA**	**UNITED STATES**					**3:55.31**	5.12	**Q**
			ZOU Matthew	12 DEC 2001	0.77	*28.02*	*58.41*			
			COCKER Elizabeth	05 OCT 1995	0.19	*1:26.97*	*1:01.32*			
			MASSENGALE Emily	11 FEB 2001	0.60	*2:29.65*	*1:02.18*			
			KLOTZ Matthew James	24 MAY 1996	0.38	*3:26.98*	*53.40*			
3	5	**GBR**	**GREAT BRITAIN**					**3:56.24**	6.05	**Q**
			BAXTER Thomas John	13 JUL 1993	0.83	*27.48*	*57.55*			
			JOYCE Danielle	14 JUN 1996	0.33	*1:24.38*	*57.62*			
			SEAMARKS Jasmine	23 FEB 2000	0.52	*2:25.50*	*1:06.15*			
			YOUNG Nathan	30 MAR 1999	0.22	*3:27.30*	*54.92*			
4	6	**POL**	**POLAND**					**3:59.78**	9.59	**Q**
			ZADWORNA Anna	29 JUN 2002	0.67	*30.60*	*1:04.34*			
			SIEJO Mateusz	30 MAY 2000	0.48	*1:31.80*	*57.92*			
			CHMIELEWSKA Julia	12 NOV 2002	0.61	*2:31.94*	*1:02.04*			

Legend

Q = Qualified for the next phase **?** = Swim-Off **DSQ** = Disqualified **Q** = Qualified for the next phase
WR = World Record

RANK	LANE	NOC	RELAY / SURNAME & NAME	BORN	R.T.		TIME	GAP	
			SAWKA Juliusz	29 AUG 1997	0.46	*3:30.58*	*55.48*		
5	8	**TPE**	**TAIPEI**				**4:09.74**	19.55	**R**
			HUANG Ching-Hsuan	23 JUL 2000	0.69	*27.54*	*56.87*		
			CHEN Tzu-Ying	01 MAR 1997	0.47	*1:29.12*	*1:07.91*		
			CHEN Chuan-Ni	05 JAN 1992	0.44	*2:34.94*	*1:04.90*		
			KUO Ting-Yu	25 SEP 2002	0.66	*3:38.32*	*1:00.06*		
6	7	**COL**	**COLOMBIA**				**4:13.81**	23.62	
			RAMIREZ Cuadros Daniel A	09 MAY 1976	0.84	*28.37*	*59.29*		
			PINEROS Daniela Juliana	13 NOV 1999	0.52	*1:30.82*	*1:06.99*		
			ENRIQUEZ Yuliam Riveido	28 MAR 2004	0.49	*2:35.06*	*1:00.42*		
			TASCON Yessica Andrea	16 APR 2000	0.33	*3:38.25*	*1:07.11*		
7	2	**AUS**	**AUSTRALIA**				**4:15.35**	25.16	
			KIRCHNER Alexander	15 SEP 2002	0.61	*26.69*	*55.93*		
			BECKWITH Monique Elizabe	17 FEB 1998	0.57	*1:26.85*	*1:04.46*		
			HUGHES Henry Vincent	19 JAN 2004	0.38	*2:31.07*	*1:04.58*		
			BRITTON Hannah	17 MAR 1994	0.68	*3:38.45*	*1:10.38*		
8	1	**KAZ**	**KAZAKHISTAN**				**4:33.40**	43.21	
			GANKE Yuliya	24 SEP 1995	1.12	*33.41*	*1:14.71*		
			BIRYUKOVA Alyona	22 JUN 1999	0.31	*1:47.59*	*1:11.39*		
			SALNIKOV Dmitriy	12 MAY 1989	0.36	*2:55.62*	*1:03.53*		
			MURZAGALIYEV Yernar	26 SEP 1992	0.53	*3:58.40*	*1:03.77*		

Legend

Q = Qualified for the next phase **?** = Swim-Off **DSQ** = Disqualified **Q** = Qualified for the next phase **WR** = World Record

Results

Event 1
20 JUL 2017

4x100 m Freestyle - Mixed
Preliminary

RANK	HEAT	LANE	NOC	RELAY / SURNAME & NAME		BORN	R.T.	50m	100m	TIME	GAP	
1	2	4	**RUS**	**RUSSIA**						**3:50.19**		**Q**
				SARYKIN Ilya Eduardovich	(M)	15 AUG 1989	0.77	*25.40*	*52.66*	52.66		
				ZHIVAEV Andrei	(M)	30 JUN 1998	0.43	*25.93*	*54.31*	1:46.97		
				KALININA Maria Eduardovn	(F)	02 SEP 1990	0.58	*29.35*	*1:01.57*	2:48.54		
				SAVCHENKO Ekaterina Alex	(F)	05 MAR 1985	0.44	*28.91*	*1:01.65*	3:50.19		
2	1	5	**UKR**	**UKRAINE**						**3:54.28**	4.09	**Q**
				DAVYDOVA Krystyna	(F)	30 APR 1997	0.78	*29.71*	*1:05.03*	1:05.03		
				LYTVYNENKO Oleksii	(M)	30 SEP 1996	0.48	*26.08*	*54.56*	1:59.59		
				TERESHCHENKO Iryna	(F)	20 APR 1993	0.39	*29.15*	*1:01.41*	3:01.00		
				KONKIN Viktor	(M)	08 JAN 1994	0.50	*24.99*	*53.28*	3:54.28		
3	2	3	**USA**	**UNITED STATES**						**3:55.31**	5.12	**Q**
				ZOU Matthew	(M)	12 DEC 2001	0.77	*28.02*	*58.41*	58.41		
				COCKER Elizabeth	(F)	05 OCT 1995	0.19	*28.56*	*1:01.32*	1:59.73		
				MASSENGALE Emily	(F)	11 FEB 2001	0.60	*29.92*	*1:02.18*	3:01.91		
				KLOTZ Matthew James	(M)	24 MAY 1996	0.38	*25.07*	*53.40*	3:55.31		
4	1	4	**BLR**	**BELARUS**						**3:55.79**	5.60	**Q**
				TSYRON Henadzi	(M)	16 DEC 1988	1.02	*26.51*	*55.82*	55.82		
				TSYRON Vitali	(M)	09 MAR 1991	0.49	*26.77*	*56.35*	1:52.17		
				AHEICHYK Aliaksandra	(F)	26 MAR 2001	0.51	*28.39*	*1:02.08*	2:54.25		
				KUZMICH Hanna	(F)	21 FEB 1992	0.66	*29.58*	*1:01.54*	3:55.79		
5	2	5	**GBR**	**GREAT BRITAIN**						**3:56.24**	6.05	**Q**
				BAXTER Thomas John	(M)	13 JUL 1993	0.83	*27.48*	*57.55*	57.55		
				JOYCE Danielle	(F)	14 JUN 1996	0.33	*26.83*	*57.62*	1:55.17		
				SEAMARKS Jasmine	(F)	23 FEB 2000	0.52	*30.33*	*1:06.15*	3:01.32		
				YOUNG Nathan	(M)	30 MAR 1999	0.22	*25.98*	*54.92*	3:56.24		
6	2	6	**POL**	**POLAND**						**3:59.78**	9.59	**Q**
				ZADWORNA Anna	(F)	29 JUN 2002	0.67	*30.60*	*1:04.34*	1:04.34		
				SIEJO Mateusz	(M)	30 MAY 2000	0.48	*27.46*	*57.92*	2:02.26		
				CHMIELEWSKA Julia	(F)	12 NOV 2002	0.61	*29.68*	*1:02.04*	3:04.30		
				SAWKA Juliusz	(M)	29 AUG 1997	0.46	*26.28*	*55.48*	3:59.78		
7	1	1	**GER**	**GERMANY**						**4:00.60**	10.41	**Q**
				NEUMANN Linda Elisa	(F)	17 MAR 1993	0.82	*29.28*	*1:02.25*	1:02.25		
				WUERGES Michael	(M)	04 MAY 1996	0.49	*26.19*	*56.44*	1:58.69		
				KLAPPENECKER Annika	(F)	12 JUL 2001	0.44	*31.06*	*1:06.09*	3:04.78		
				GOLDBERG Robin	(M)	21 APR 1989	0.24	*25.61*	*55.82*	4:00.60		
8	1	3	**CHN**	**CHINA**						**4:01.03**	10.84	**Q**
				LIU Hao	(M)	18 AUG 1992	0.97	*27.86*	*59.41*	59.41		
				HUANG Xiaofan	(F)	07 MAR 1997	0.59	*29.61*	*1:03.45*	2:02.86		
				DENG Mingdong	(M)	18 SEP 1989	0.50	*26.15*	*57.48*	3:00.34		
				SHEN Ying	(F)	06 JAN 2001	0.47	*28.25*	*1:00.69*	4:01.03		
9	1	6	**JPN**	**JAPAN**						**4:06.20**	16.01	**R**
				HOSHI Taiga	(M)	27 JAN 1999	0.74	*28.07*	*57.95*	57.95		
				NAKAHIGASHI Ikuha	(F)	03 MAR 2002	0.29	*30.49*	*1:04.69*	2:02.64		
				FUJIKAWA Ayaka	(F)	27 JUL 1995	0.10	*30.56*	*1:05.45*	3:08.09		
				TSUDA Yuta	(M)	05 MAY 2001	0.33	*27.86*	*58.11*	4:06.20		
10	2	8	**TPE**	**TAIPEI**						**4:09.74**	19.55	**R**
				HUANG Ching-Hsuan	(M)	23 JUL 2000	0.69	*27.54*	*56.87*	56.87		
				CHEN Tzu-Ying	(F)	01 MAR 1997	0.47	*32.25*	*1:07.91*	2:04.78		
				CHEN Chuan-Ni	(F)	05 JAN 1992	0.44	*30.16*	*1:04.90*	3:09.68		
				KUO Ting-Yu	(M)	25 SEP 2002	0.66	*28.64*	*1:00.06*	4:09.74		
11	2	7	**COL**	**COLOMBIA**						**4:13.81**	23.62	
				RAMIREZ Cuadros Daniel A	(M)	09 MAY 1976	0.84	*28.37*	*59.29*	59.29		
				PINEROS Daniela Juliana	(F)	13 NOV 1999	0.52	*31.53*	*1:06.99*	2:06.28		
				ENRIQUEZ Yuliam Riveido	(M)	28 MAR 2004	0.49	*28.78*	*1:00.42*	3:06.70		
				TASCON Yessica Andrea	(F)	16 APR 2000	0.33	*31.55*	*1:07.11*	4:13.81		
12	2	2	**AUS**	**AUSTRALIA**						**4:15.35**	25.16	
				KIRCHNER Alexander	(M)	15 SEP 2002	0.61	*26.69*	*55.93*	55.93		
				BECKWITH Monique Elizabe	(F)	17 FEB 1998	0.57	*30.92*	*1:04.46*	2:00.39		
				HUGHES Henry Vincent	(M)	19 JAN 2004	0.38	*30.68*	*1:04.58*	3:04.97		
				BRITTON Hannah	(F)	17 MAR 1994	0.68	*33.48*	*1:10.38*	4:15.35		
13	1	7	**CAN**	**CANADA**						**4:22.64**	32.45	
				BAERG Joshua	(M)	30 SEP 1995	0.70	*28.28*	*58.74*	58.74		
				PANETTA Damiano	(M)	13 FEB 1997	0.44	*28.02*	*58.36*	1:57.10		
				ZOU Selena	(F)	26 OCT 2003	0.42	*31.91*	*1:07.59*	3:04.69		

Legend

Q = Qualified for the next phase **?** = Swim-Off **DSQ** = Disqualified **Q** = Qualified for the next phase
WR = World Record

RANK	HEAT	LANE	NOC	RELAY / SURNAME & NAME		BORN	R.T.			TIME	GAP
				GHANEKAR Vedavati	(F)	16 MAY 2003	0.04	*36.50*	*1:17.95*	4:22.64	
14	1	2	**TUR**	**TURKEY**						**4:29.67**	39.48
				KUCUK Reyhan	(F)	30 APR 2001	0.86	*31.29*	*1:04.37*	1:04.37	
				OZYALCIN Ali	(M)	15 JUN 2000	0.43	*30.25*	*1:05.10*	2:09.47	
				TOSUN Meliha Uncu	(F)	04 JAN 1990	0.54	*35.61*	*1:16.28*	3:25.75	
				GURSOY Emre	(M)	10 APR 1996	0.58	*29.26*	*1:03.92*	4:29.67	
15	2	1	**KAZ**	**KAZAKHISTAN**						**4:33.40**	43.21
				GANKE Yuliya	(F)	24 SEP 1995	1.12	*33.41*	*1:14.71*	1:14.71	
				BIRYUKOVA Alyona	(F)	22 JUN 1999	0.31	*32.88*	*1:11.39*	2:26.10	
				SALNIKOV Dmitriy	(M)	12 MAY 1989	0.36	*29.52*	*1:03.53*	3:29.63	
				MURZAGALIYEV Yernar	(M)	26 SEP 1992	0.53	*28.77*	*1:03.77*	4:33.40	

Legend

Q = Qualified for the next phase **?** = Swim-Off **DSQ** = Disqualified **Q** = Qualified for the next phase

WR = World Record

Medallists

MEDAL	*NOC*	*SURNAME & NAME*

4x100 m Medley - Mixed

GOLD	**RUS** - **RUSSIA**	
		ALEXEEVA Alena Sergeevna
		FOMIN Martin Robertovich
		ZHIVAEV Andrei
		KARPOVA Maria
		TERENTEVA Viktoriia
		TRISHKIN Ilia Mikhailovi
		LUKYANOV Ilya
		BRYKANOVA Eleonora Vyach
SILVER	**UKR** - **UKRAINE**	
		DENYSOVA Kateryna
		KOLOMIIETS Oleksii
		IAKUBOVSKYI Rostyslav
		REZHYLO Mariya
		KARNYSH Artem
		IVANENKO Kateryna
		TERESHCHENKO Iryna
		DUDNYK Maksym
BRONZE	**JPN** - **JAPAN**	
		KANAJI Yoshikazu
		KUBO Minami
		FUJIKAWA Ayaka
		IBARA Ryutaro

Legend
WR = World record

Results

Event 50
24 JUL 2017

4x100 m Medley - Mixed

	Record	Name	YOB	NOC	Location	Date
WR	**4:12.18**	***RUSSIA**	RUS		Samsun (TUR)	24 JUL 2017
DR	**4:12.18**	***RUSSIA**	RUS		Samsun (TUR)	24 JUL 2017

Final

RANK	LANE	NOC	RELAY / SURNAME & NAME	BORN	R.T.	50m	100m	TIME	GAP	
1	4	**RUS**	**RUSSIA**					**4:07.20**		*WR-DR*
			ALEXEEVA Alena Sergeevna	19 NOV 1993	0.67	*32.37*	*1:07.79*			
			FOMIN Martin Robertovich	22 MAR 1994	0.33	*1:37.72*	*1:03.92*			
			ZHIVAEV Andrei	30 JUN 1998	0.27	*2:37.24*	*55.53*			
			KARPOVA Maria	22 OCT 1996	0.54	*3:34.93*	*59.96*			
2	7	**UKR**	**UKRAINE**					**4:07.81**	0.61	
			DENYSOVA Kateryna	08 DEC 1996	0.65	*32.50*	*1:06.28*			
			KOLOMIIETS Oleksii	15 NOV 1997	0.33	*1:36.02*	*1:04.67*			
			IAKUBOVSKYI Rostyslav	17 MAY 1992	0.51	*2:37.56*	*58.49*			
			REZHYLO Mariya	03 OCT 1998	0.53	*3:37.03*	*58.37*			
3	5	**JPN**	**JAPAN**					**4:13.37**	6.17	
			KANAJI Yoshikazu	13 FEB 1994	0.65	*28.40*	*59.24*			
			KUBO Minami	30 SEP 1996	0.43	*1:34.01*	*1:15.86*			
			FUJIKAWA Ayaka	27 JUL 1995	0.21	*2:44.44*	*1:05.71*			
			IBARA Ryutaro	14 FEB 1994	0.34	*3:45.38*	*52.56*			
4	3	**POL**	**POLAND**					**4:13.71**	6.51	
			SAWKA Juliusz	29 AUG 1997	0.79	*28.81*	*59.84*			
			CHMIELEWSKA Julia	12 NOV 2002	0.20	*1:34.20*	*1:15.23*			
			POWROZNIK Konrad	30 MAY 1997	0.59	*2:40.85*	*56.16*			
			ZADWORNA Anna	29 JUN 2002	0.21	*3:40.33*	*1:02.48*			
5	1	**USA**	**UNITED STATES**					**4:13.96**	6.76	
			KLOTZ Matthew James	24 MAY 1996	0.60	*27.05*	*56.30*			
			LIKINS Molly	17 OCT 2000	0.57	*1:31.15*	*1:16.18*			
			HOPKINS Matthew Khoi	06 APR 2001	0.35	*2:40.22*	*1:00.42*			
			COCKER Elizabeth	05 OCT 1995	0.57	*3:41.80*	*1:01.06*			
6	2	**CHN**	**CHINA**					**4:18.44**	11.24	
			ZHU Qian	27 JUN 1993	0.66	*34.05*	*1:10.06*			
			LI Chaoxu	21 MAR 1995	0.25	*1:43.30*	*1:11.26*			
			YIN Haiqiang	17 AUG 1998	0.46	*2:47.67*	*57.54*			
			SHEN Ying	06 JAN 2001	0.39	*3:46.90*	*59.58*			
7	6	**BLR**	**BELARUS**					**4:19.82**	12.62	
			TSYRON Henadzi	16 DEC 1988	0.69	*30.62*	*1:04.29*			
			PETRUSHENKA Aksana	25 SEP 1984	0.57	*1:37.85*	*1:11.58*			
			ERAMTSOVA Katsiaryna	29 JUL 1983	0.56	*2:46.85*	*1:08.51*			
			TSYRON Vitali	09 MAR 1991	0.37	*3:50.91*	*55.44*			
8	8	**GER**	**GERMANY**					**4:27.94**	20.74	
			NEUMANN Linda Elisa	17 MAR 1993	0.77	*34.94*	*1:11.71*			
			WUERGES Michael	04 MAY 1996	0.27	*1:43.99*	*1:10.41*			
			GOLDBERG Robin	21 APR 1989	0.47	*2:48.78*	*59.58*			
			KLAPPENECKER Annika	12 JUL 2001	0.46	*3:52.95*	*1:06.24*			

Legend
Q = Qualified for the next phase **?** = Swim-Off **DSQ** = Disqualified **Q** = Qualified for the next phase
WR = World Record

Results

Event 42
24 JUL 2017

4x100 m Medley - Mixed
Preliminary

Heat 1 of 2

RANK	LANE	NOC	RELAY / SURNAME & NAME	BORN	R.T.	50m	100m	TIME	GAP	
1	6	**JPN**	**JAPAN**					**4:19.10**		**Q**
			KANAJI Yoshikazu	13 FEB 1994	0.83	*29.54*	*1:00.97*			
			KUBO Minami	30 SEP 1996	0.40	*1:36.46*	*1:17.14*			
			FUJIKAWA Ayaka	27 JUL 1995	0.25	*2:47.79*	*1:06.13*			
			IBARA Ryutaro	14 FEB 1994	0.35	*3:50.30*	*54.86*			
2	3	**POL**	**POLAND**					**4:19.62**	0.52	**Q**
			SAWKA Juliusz	29 AUG 1997	0.78	*29.92*	*1:01.83*			
			CHMIELEWSKA Julia	12 NOV 2002	0.31	*1:36.53*	*1:15.84*			
			POWROZNIK Konrad	30 MAY 1997	0.64	*2:44.50*	*58.63*			
			ZADWORNA Anna	29 JUN 2002	0.30	*3:46.29*	*1:03.32*			
3	4	**UKR**	**UKRAINE**					**4:24.71**	5.61	**Q**
			DUDNYK Maksym	16 AUG 1993	0.71	*30.28*	*1:02.78*			
			TERESHCHENKO Iryna	20 APR 1993	0.35	*1:38.57*	*1:18.37*			
			IVANENKO Kateryna	06 AUG 1992	0.43	*2:51.79*	*1:08.18*			
			KARNYSH Artem	20 JAN 1992	0.47	*3:56.22*	*55.38*			
4	1	**GER**	**GERMANY**					**4:28.44**	9.34	**Q**
			NEUMANN Linda Elisa	17 MAR 1993	0.81	*34.38*	*1:12.09*			
			WUERGES Michael	04 MAY 1996	0.43	*1:44.42*	*1:10.83*			
			GOLDBERG Robin	21 APR 1989	0.44	*2:49.49*	*59.62*			
			KLAPPENECKER Annika	12 JUL 2001	0.42	*3:53.08*	*1:05.90*			
5	5	**GBR**	**GREAT BRITAIN**					**4:29.41**	10.31	**R**
			JOYCE Danielle	14 JUN 1996	0.74	*31.74*	*1:07.71*			
			KENNY Oliver James	21 AUG 1997	0.33	*1:40.16*	*1:11.69*			
			SHARP Lucy	06 MAY 2001	0.50	*2:51.44*	*1:14.19*			
			YOUNG Nathan	30 MAR 1999	0.23	*4:00.01*	*55.82*			
6	2	**CAN**	**CANADA**					**4:50.81**	31.71	
			VAN Wyk Brandon	20 FEB 1995	0.64	*32.43*	*1:08.30*			
			BAERG Joshua	30 SEP 1995	0.43	*1:40.90*	*1:11.26*			
			ZOU Selena	26 OCT 2003	0.37	*2:53.24*	*1:13.99*			
			GHANEKAR Vedavati	16 MAY 2003		*4:09.15*	*1:17.26*			
7	7	**COL**	**COLOMBIA**					**4:56.54**	37.44	
			RAMIREZ Cuadros Daniel A	09 MAY 1976	0.76	*33.21*	*1:09.01*			
			TASCON Yessica Andrea	16 APR 2000	0.32	*1:48.49*	*1:25.35*			
			LARA Andrea Carolina	05 JUL 1995	0.81	*3:08.81*	*1:21.71*			
			ENRIQUEZ Yuliam Riveido	28 MAR 2004		*4:24.65*	*1:00.47*			

Heat 2 of 2

RANK	LANE	NOC	RELAY / SURNAME & NAME	BORN	R.T.	50m	100m	TIME	GAP	
1	4	**RUS**	**RUSSIA**					**4:12.18**		**Q**
			BRYKANOVA Eleonora Vyach	28 DEC 1997	0.63	*32.45*	*1:08.72*			
			LUKYANOV Ilya	06 APR 1992	0.50	*1:39.88*	*1:06.90*			
			TRISHKIN Ilia Mikhailovi	15 JUL 1989	0.37	*2:41.67*	*56.23*			
			TERENTEVA Viktoriia	22 MAR 1999	0.60	*3:40.59*	*1:00.33*			
2	5	**BLR**	**BELARUS**					**4:22.67**	10.49	**Q**
			TSYRON Henadzi	16 DEC 1988	0.79	*30.90*	*1:05.12*			
			PETRUSHENKA Aksana	25 SEP 1984	0.49	*1:39.21*	*1:12.90*			
			ERAMTSOVA Katsiaryna	29 JUL 1983	0.40	*2:49.43*	*1:07.90*			
			TSYRON Vitali	09 MAR 1991	0.26	*3:53.28*	*56.75*			
3	3	**CHN**	**CHINA**					**4:24.64**	12.46	**Q**
			ZHU Qian	27 JUN 1993	0.66	*34.59*	*1:10.54*			
			LI Chaoxu	21 MAR 1995	0.23	*1:44.15*	*1:12.25*			
			YIN Haiqiang	17 AUG 1998	0.55	*2:49.91*	*58.46*			
			HUANG Xiaofan	07 MAR 1997	0.51	*3:50.32*	*1:03.39*			
4	6	**USA**	**UNITED STATES**					**4:25.43**	13.25	**Q**
			HOPKINS Matthew Khoi	06 APR 2001	0.68	*30.78*	*1:04.34*			
			LIKINS Molly	17 OCT 2000	0.60	*1:39.13*	*1:15.93*			
			ZOU Matthew	12 DEC 2001	0.50	*2:49.84*	*1:02.21*			

Legend

Q = Qualified for the next phase **?** = Swim-Off **DSQ** = Disqualified **Q** = Qualified for the next phase
WR = World Record

RANK	LANE	NOC	RELAY / SURNAME & NAME	BORN	R.T.		TIME	GAP	
			COCKER Elizabeth	05 OCT 1995	0.51	*3:52.49*	*1:02.95*		
5	8	**TPE**	**TAIPEI**				**4:35.58**	23.40	**R**
			KUO Ting-Yu	25 SEP 2002	0.68	*31.61*	*1:06.12*		
			CHEN Chuan-Ni	05 JAN 1992	0.39	*1:43.38*	*1:21.70*		
			HUANG Ching-Hsuan	23 JUL 2000	0.50	*2:56.79*	*1:01.12*		
			CHEN Tzu-Ying	01 MAR 1997	0.55	*4:00.17*	*1:06.64*		
6	1	**TUR**	**TURKEY**				**5:13.94**	61.76	
			TOSUN Meliha Uncu	04 JAN 1990	0.84	*42.80*	*1:29.99*		
			KUCUK Reyhan	30 APR 2001	0.54	*2:06.31*	*1:17.02*		
			OZYALCIN Ali	15 JUN 2000	0.34	*3:22.06*	*1:22.01*		
			SARIOGLU Cihan	31 AUG 1999	0.45	*4:39.31*	*1:04.92*		
7	7	**KAZ**	**KAZAKHSTAN**				**5:18.77**	66.59	
			MURZAGALIYEV Yernar	26 SEP 1992	0.81	*38.03*	*1:19.08*		
			ZHASSANOV Nurlan	07 DEC 1984	0.33	*1:54.73*	*1:18.47*		
			GANKE Yuliya	24 SEP 1995	0.62	*3:13.46*	*1:26.60*		
			BIRYUKOVA Alyona	22 JUN 1999		*4:38.53*	*1:14.62*		

Legend

Q = Qualified for the next phase **?** = Swim-Off **DSQ** = Disqualified **Q** = Qualified for the next phase

WR = World Record

Results

Event 42
24 JUL 2017

4x100 m Medley - Mixed
Preliminary

RANK	HEAT	LANE	NOC	RELAY / SURNAME & NAME		BORN	R.T.	50m	100m	TIME	GAP	
1	2	4	**RUS**	**RUSSIA**						**4:12.18**		**Q**
				BRYKANOVA Eleonora Vyach	(F)	28 DEC 1997	0.63	*32.45*	*1:08.72*	1:08.72		
				LUKYANOV Ilya	(M)	06 APR 1992	0.50	*31.16*	*1:06.90*	2:15.62		
				TRISHKIN Ilia Mikhailovi	(M)	15 JUL 1989	0.37	*26.05*	*56.23*	3:11.85		
				TERENTEVA Viktoriia	(F)	22 MAR 1999	0.60	*28.74*	*1:00.33*	4:12.18		
2	1	6	**JPN**	**JAPAN**						**4:19.10**	6.92	**Q**
				KANAJI Yoshikazu	(M)	13 FEB 1994	0.83	*29.54*	*1:00.97*	1:00.97		
				KUBO Minami	(F)	30 SEP 1996	0.40	*35.49*	*1:17.14*	2:18.11		
				FUJIKAWA Ayaka	(F)	27 JUL 1995	0.25	*29.68*	*1:06.13*	3:24.24		
				IBARA Ryutaro	(M)	14 FEB 1994	0.35	*26.06*	*54.86*	4:19.10		
3	1	3	**POL**	**POLAND**						**4:19.62**	7.44	**Q**
				SAWKA Juliusz	(M)	29 AUG 1997	0.78	*29.92*	*1:01.83*	1:01.83		
				CHMIELEWSKA Julia	(F)	12 NOV 2002	0.31	*34.70*	*1:15.84*	2:17.67		
				POWROZNIK Konrad	(M)	30 MAY 1997	0.64	*26.83*	*58.63*	3:16.30		
				ZADWORNA Anna	(F)	29 JUN 2002	0.30	*29.99*	*1:03.32*	4:19.62		
4	2	5	**BLR**	**BELARUS**						**4:22.67**	10.49	**Q**
				TSYRON Henadzi	(M)	16 DEC 1988	0.79	*30.90*	*1:05.12*	1:05.12		
				PETRUSHENKA Aksana	(F)	25 SEP 1984	0.49	*34.09*	*1:12.90*	2:18.02		
				ERAMTSOVA Katsiaryna	(F)	29 JUL 1983	0.40	*31.41*	*1:07.90*	3:25.92		
				TSYRON Vitali	(M)	09 MAR 1991	0.26	*27.36*	*56.75*	4:22.67		
5	2	3	**CHN**	**CHINA**						**4:24.64**	12.46	**Q**
				ZHU Qian	(F)	27 JUN 1993	0.66	*34.59*	*1:10.54*	1:10.54		
				LI Chaoxu	(M)	21 MAR 1995	0.23	*33.61*	*1:12.25*	2:22.79		
				YIN Haiqiang	(M)	17 AUG 1998	0.55	*27.12*	*58.46*	3:21.25		
				HUANG Xiaofan	(F)	07 MAR 1997	0.51	*29.07*	*1:03.39*	4:24.64		
6	1	4	**UKR**	**UKRAINE**						**4:24.71**	12.53	**Q**
				DUDNYK Maksym	(M)	16 AUG 1993	0.71	*30.28*	*1:02.78*	1:02.78		
				TERESHCHENKO Iryna	(F)	20 APR 1993	0.35	*35.79*	*1:18.37*	2:21.15		
				IVANENKO Kateryna	(F)	06 AUG 1992	0.43	*30.64*	*1:08.18*	3:29.33		
				KARNYSH Artem	(M)	20 JAN 1992	0.47	*26.89*	*55.38*	4:24.71		
7	2	6	**USA**	**UNITED STATES**						**4:25.43**	13.25	**Q**
				HOPKINS Matthew Khoi	(M)	06 APR 2001	0.68	*30.78*	*1:04.34*	1:04.34		
				LIKINS Molly	(F)	17 OCT 2000	0.60	*34.79*	*1:15.93*	2:20.27		
				ZOU Matthew	(M)	12 DEC 2001	0.50	*29.57*	*1:02.21*	3:22.48		
				COCKER Elizabeth	(F)	05 OCT 1995	0.51	*30.01*	*1:02.95*	4:25.43		
8	1	1	**GER**	**GERMANY**						**4:28.44**	16.26	**Q**
				NEUMANN Linda Elisa	(F)	17 MAR 1993	0.81	*34.38*	*1:12.09*	1:12.09		
				WUERGES Michael	(M)	04 MAY 1996	0.43	*32.33*	*1:10.83*	2:22.92		
				GOLDBERG Robin	(M)	21 APR 1989	0.44	*26.57*	*59.62*	3:22.54		
				KLAPPENECKER Annika	(F)	12 JUL 2001	0.42	*30.54*	*1:05.90*	4:28.44		
9	1	5	**GBR**	**GREAT BRITAIN**						**4:29.41**	17.23	**R**
				JOYCE Danielle	(F)	14 JUN 1996	0.74	*31.74*	*1:07.71*	1:07.71		
				KENNY Oliver James	(M)	21 AUG 1997	0.33	*32.45*	*1:11.69*	2:19.40		
				SHARP Lucy	(F)	06 MAY 2001	0.50	*32.04*	*1:14.19*	3:33.59		
				YOUNG Nathan	(M)	30 MAR 1999	0.23	*26.42*	*55.82*	4:29.41		
10	2	8	**TPE**	**TAIPEI**						**4:35.58**	23.40	**R**
				KUO Ting-Yu	(M)	25 SEP 2002	0.68	*31.61*	*1:06.12*	1:06.12		
				CHEN Chuan-Ni	(F)	05 JAN 1992	0.39	*37.26*	*1:21.70*	2:27.82		
				HUANG Ching-Hsuan	(M)	23 JUL 2000	0.50	*28.97*	*1:01.12*	3:28.94		
				CHEN Tzu-Ying	(F)	01 MAR 1997	0.55	*31.23*	*1:06.64*	4:35.58		
11	1	2	**CAN**	**CANADA**						**4:50.81**	38.63	
				VAN Wyk Brandon	(M)	20 FEB 1995	0.64	*32.43*	*1:08.30*	1:08.30		
				BAERG Joshua	(M)	30 SEP 1995	0.43	*32.60*	*1:11.26*	2:19.56		
				ZOU Selena	(F)	26 OCT 2003	0.37	*33.68*	*1:13.99*	3:33.55		
				GHANEKAR Vedavati	(F)	16 MAY 2003		*35.60*	*1:17.26*	4:50.81		
12	1	7	**COL**	**COLOMBIA**						**4:56.54**	44.36	
				RAMIREZ Cuadros Daniel A	(M)	09 MAY 1976	0.76	*33.21*	*1:09.01*	1:09.01		
				TASCON Yessica Andrea	(F)	16 APR 2000	0.32	*39.48*	*1:25.35*	2:34.36		
				LARA Andrea Carolina	(F)	05 JUL 1995	0.81	*34.45*	*1:21.71*	3:56.07		
				ENRIQUEZ Yuliam Riveido	(M)	28 MAR 2004		*28.58*	*1:00.47*	4:56.54		
13	2	1	**TUR**	**TURKEY**						**5:13.94**	61.76	
				TOSUN Meliha Uncu	(F)	04 JAN 1990	0.84	*42.80*	*1:29.99*	1:29.99		
				KUCUK Reyhan	(F)	30 APR 2001	0.54	*36.32*	*1:17.02*	2:47.01		
				OZYALCIN Ali	(M)	15 JUN 2000	0.34	*35.05*	*1:22.01*	4:09.02		

Legend

Q = Qualified for the next phase **?** = Swim-Off **DSQ** = Disqualified **Q** = Qualified for the next phase
WR = World Record

RANK	HEAT	LANE	NOC	RELAY / SURNAME & NAME		BORN	R.T.			TIME	GAP
				SARIOGLU Cihan	(M)	31 AUG 1999	0.45	*30.29*	*1:04.92*	5:13.94	
14	2	7	**KAZ**	**KAZAKHSTAN**						**5:18.77**	66.59
				MURZAGALIYEV Yernar	(M)	26 SEP 1992	0.81	*38.03*	*1:19.08*	1:19.08	
				ZHASSANOV Nurlan	(M)	07 DEC 1984	0.33	*35.65*	*1:18.47*	2:37.55	
				GANKE Yuliya	(F)	24 SEP 1995	0.62	*35.91*	*1:26.60*	4:04.15	
				BIRYUKOVA Alyona	(F)	22 JUN 1999		*34.38*	*1:14.62*	5:18.77	

Legend

Q = Qualified for the next phase **?** = Swim-Off **DSQ** = Disqualified **Q** = Qualified for the next phase **WR** = World Record

Competition Schedule

Date	Start Time	Event
WED 19 JUL 2017	11:45	Men's 10m Air Rifle Round 1 Group A
	15:00	Men's 10m Air Rifle Final Round Group A
THU 20 JUL 2017	10:00	Women's 50m Rifle 3 Positions Round 1 Group A
	13:15	Women's 50m Rifle 3 Positions Final Round Group A
FRI 21 JUL 2017	9:30	Men's 25 m Pistol Round 1 Group A
	14:00	Men's 25 m Pistol Final Round Group A
SAT 22 JUL 2017	9:30	Women's 10m Air Pistol Round 1 Group A
	13:30	Women's 10m Air Pistol Final Round Group A
	10:30	Men's 50m Rifle Prone Round 1 Group A
	14:45	Men's 50m Rifle Prone Final Round Group A
SUN 23 JUL 2017	10:00	Men's 10m Air Pistol Round 1 Group A
	15:00	Men's 10m Air Pistol Final Round Group A
MON 24 JUL 2017	12:00	Men's 50m Rifle 3 Positions Round 1 Group A
	16:30	Men's 50m Rifle 3 Positions Final Round Group A
TUE 25 JUL 2017	10:00	Women's 10m Air Rifle Round 1 Group A
	11:00	Men's 25m Rapid Fire Pistol Round 1 Group A
	14:15	Women's 10m Air Rifle Final Round Group A
WED 26 JUL 2017	10:00	Women's 25 m Pistol Round 1 Group A
	13:30	Women's 25 m Pistol Semi-Final Final Round Group A
THU 27 JUL 2017	9:30	Men's 50m Pistol Round 1 Group A
	15:00	Men's 50m Pistol Final Round Group A
FRI 28 JUL 2017	10:00	Women's 50m Rifle Prone Round 1 Group A
	14:00	Women's 50m Rifle Prone Final Round Group A

Entry List by NOC

As of SUN 30 JUL 2017 at 20:12

NOC Code	Name	Date of Birth
BUL	**- Bulgaria**	
	SALTOVA Marieta	16 AUG 1971
	SALTOVA Marieta	16 AUG 1971
	FILIPOV Marin	13 JUN 1990
CRO	**- Croatia**	
	PUSKADIJA Vida	9 FEB 1992
	PUSKADIJA Vida	9 FEB 1992
	SKELEDZIJA Lana	5 APR 1982
	SKELEDZIJA Lana	5 APR 1982
	SKELEDZIJA Lana	5 APR 1982
	GRAMNJAK Boris	13 AUG 1975
	GRAMNJAK Boris	13 AUG 1975
	GRAMNJAK Boris	13 AUG 1975
	GRAMNJAK Boris	13 AUG 1975
	HORVATIC Darko	20 FEB 1973
	LUGARIC Milan	24 JUL 1965
CYP	**- Cyprus**	
	CONSTANTINOU Andreas	7 AUG 1955
	CONSTANTINOU Andreas	7 AUG 1955
CZE	**- Czech Republic**	
	BARTOSEK Marek	10 JAN 1989
	BARTOSEK Marek	10 JAN 1989
	BARTOSEK Marek	10 JAN 1989
FIN	**- Finland**	
	TUPI Klaus	1 MAR 1994
	TUPI Klaus	1 MAR 1994
	TUPI Klaus	1 MAR 1994
	TUPI Klaus	1 MAR 1994
GER	**- Germany**	
	ECKERT Sabrina	11 MAY 1997
	ECKERT Sabrina	11 MAY 1997
	FISCHER Silke	4 JAN 2001
	FISCHER Silke	4 JAN 2001
	STABEL Melanie	30 SEP 1999
	STABEL Melanie	30 SEP 1999
	STABEL Melanie	30 SEP 1999
	BARON Marco	4 FEB 1986

Entry List by NOC

As of SUN 30 JUL 2017 at 20:12

NOC Code	Name	Date of Birth
	BARON Marco	4 FEB 1986
	FUNCKE Bodo	23 JUN 1966
	FUNCKE Bodo	23 JUN 1966
	FUNCKE Bodo	23 JUN 1966
	HERRMANY Sebastian	14 MAY 1993
	LACKERBAUER Werner	20 JAN 1965
	LACKERBAUER Werner	20 JAN 1965
	MUELLER Colin Daniel	28 JUN 1993
	MUELLER Colin Daniel	28 JUN 1993
	MUENCHENBACH Thomas	19 APR 1971
GRE	**- Greece**	
	TSIOLA Despoina	5 JUN 1992
	TSIOLA Despoina	5 JUN 1992
HUN	**- Hungary**	
	BIATOVSZKI Mira Zsuzanna	19 JUN 1992
	BIATOVSZKI Mira Zsuzanna	19 JUN 1992
	BIATOVSZKI Mira Zsuzanna	19 JUN 1992
	KISS Ildiko	25 JAN 1970
	KISS Ildiko	25 JAN 1970
IND	**- India**	
	DESHMUKH Priyesha	7 OCT 1993
	DESHMUKH Priyesha	7 OCT 1993
	VERMA Monika	5 JUL 1989
	VERMA Monika	5 JUL 1989
IRI	**- Iran**	
	ESFANDIARIYALMEH Fatemah	3 MAR 1993
	ESFANDIARIYALMEH Fatemah	3 MAR 1993
ISR	**- Israel**	
	YANKO Saar	30 MAY 1995
	YANKO Saar	30 MAY 1995
KOR	**- Korea**	
	CHUN Ji Won	2 OCT 1999
	CHUN Ji Won	2 OCT 1999
	CHUN Ji Won	2 OCT 1999
	KIM Goh Woon	23 MAR 1995
	KIM Goh Woon	23 MAR 1995
	KIM Goh Woon	23 MAR 1995

Entry List by NOC

As of SUN 30 JUL 2017 at 20:12

NOC Code	Name	Date of Birth
	MIN Jiyun	12 JUN 2000
	MIN Jiyun	12 JUN 2000
	MIN Jiyun	12 JUN 2000
	CHOI Changhoon	19 JAN 1983
	CHOI Changhoon	19 JAN 1983
	CHOI Changhoon	19 JAN 1983
	KIM Kihyeon	4 JUN 1993
	KIM Kihyeon	4 JUN 1993
	KIM Taeyoung	22 FEB 1990
	KIM Taeyoung	22 FEB 1990
	KIM Taeyoung	22 FEB 1990
	KIM Taeyoung	22 FEB 1990
MGL	**- Mongolia**	
	ERDENEBILEG Munkh-Erdene	23 JUN 1990
	ERDENEBILEG Munkh-Erdene	23 JUN 1990
	TSEDENDORJ Purevdoo	5 AUG 1947
	TSEDENDORJ Purevdoo	5 AUG 1947
MKD	**- Macedonia**	
	GRKOVSKA Andrijana	2 DEC 1992
	GRKOVSKA Andrijana	2 DEC 1992
	SEDMAKOV Svetlan	26 JAN 1983
RUS	**- Russia**	
	BULAVINA Daria	17 FEB 1998
	BULAVINA Daria	17 FEB 1998
	CHURSINA Yulia	27 JUL 1995
	CHURSINA Yulia	27 JUL 1995
	DROGANOVA Dina	16 FEB 2001
	DROGANOVA Dina	16 FEB 2001
	KATORGINA Evdokia Pavlovna	23 NOV 1974
	KATORGINA Evdokia Pavlovna	23 NOV 1974
	KLADOVIKOVA Valeria Valeryevna	9 JUL 1985
	KLADOVIKOVA Valeria Valeryevna	9 JUL 1985
	KLADOVIKOVA Valeria Valeryevna	9 JUL 1985
	MISOCHENKO Olga	16 JUL 1985
	MISOCHENKO Olga	16 JUL 1985
	NAMDAKOVA Tcypelma Bairovna	3 JUL 1996
	NAMDAKOVA Tcypelma Bairovna	3 JUL 1996

Entry List by NOC

As of SUN 30 JUL 2017 at 20:12

NOC Code	Name	Date of Birth
	BEREZHNOV Sergey Igorevich	3 NOV 1958
	GASKOV Anatoly	11 NOV 1997
	KOZLOV Artem	23 APR 1994
	KOZLOV Artem	23 APR 1994
	KOZLOV Artem	23 APR 1994
	KUDRUK Anton Sergeyevich	27 SEP 1990
	KUZMIN Roman Anatolyevich	25 MAR 1988
	KUZMIN Roman Anatolyevich	25 MAR 1988
	KUZMIN Roman Anatolyevich	25 MAR 1988
	LAZAREV Boris Evgenyevich	16 JAN 1993
	MALUSH Anton Vladimirovich	15 JAN 1988
	MALUSH Anton Vladimirovich	15 JAN 1988
	PUSTOVOYTENKO Roman Alexandrovich	9 DEC 1988
	PUSTOVOYTENKO Roman Alexandrovich	9 DEC 1988
SRB	**- Serbia**	
	MIKOVIC Mucibabic Gordana	20 MAR 1978
	MIKOVIC Mucibabic Gordana	20 MAR 1978
	MIKOVIC Mucibabic Gordana	20 MAR 1978
	PRODANOVIC Bojana	30 AUG 1983
	PRODANOVIC Bojana	30 AUG 1983
	PRODANOVIC Bojana	30 AUG 1983
	GOJKOVIC Mihajlo	8 OCT 1997
	GOJKOVIC Mihajlo	8 OCT 1997
	GOJKOVIC Mihajlo	8 OCT 1997
	GOJKOVIC Mihajlo	8 OCT 1997
	KOSTIC Filip	21 APR 1994
	KOSTIC Filip	21 APR 1994
	KOSTIC Filip	21 APR 1994
	KOSTIC Filip	21 APR 1994
SUI	**- Switzerland**	
	MOESCHING Thomas	25 SEP 1973
	MOESCHING Thomas	25 SEP 1973
	MOESCHING Thomas	25 SEP 1973
TPE	**- Chinese Taipei**	
	CHEN Lung-Ying	15 JUL 2000
	CHEN Lung-Ying	15 JUL 2000
	KAO Ya-Ju	12 JUL 1984

Entry List by NOC

As of SUN 30 JUL 2017 at 20:12

NOC Code	Name	Date of Birth
	KAO Ya-Ju	12 JUL 1984
	KAO Ya-Ju	12 JUL 1984
TUR	**- Turkey**	
	AKKAYA Makbule	5 JUN 1971
	AKKAYA Makbule	5 JUN 1971
	AKKAYA Makbule	5 JUN 1971
	COSAR Ayse	22 APR 2002
	COSAR Ayse	22 APR 2002
	COSAR Ayse	22 APR 2002
	OZTURK Seval	1 JAN 1997
	OZTURK Seval	1 JAN 1997
	OZTURK Sevda	1 JAN 1997
	OZTURK Sevda	1 JAN 1997
	TEMUR Ayse	11 APR 1982
	TEMUR Ayse	11 APR 1982
	TEMUR Ayse	11 APR 1982
	BAL Mehmet	18 SEP 1993
	GOKCEDAG Onur	26 FEB 1998
	GOKCEDAG Onur	26 FEB 1998
	GUCLU Mehmet	18 AUG 1986
	GUCLU Mehmet	18 AUG 1986
	KAVALCI Ilyas	
	YAKICI Ismail	29 OCT 1989
	YESILOZ Habip	4 FEB 2000
	YILMAZ Oguzhan	7 JUN 1993
	YILMAZ Oguzhan	7 JUN 1993
UAE	**- United Arab Emirates**	
	AL DARMAKI Hamad Hazza Sultan	12 DEC 1973
	AL SHAMSI Rashed Abdulla	23 FEB 1981
UKR	**- Ukraine**	
	DYMYTRASHKO Nataliia	16 MAY 1988
	DYMYTRASHKO Nataliia	16 MAY 1988
	DYMYTRASHKO Nataliia	16 MAY 1988
	LAZEBNYK Anastasiia	7 FEB 1985
	LAZEBNYK Anastasiia	7 FEB 1985
	LAZEBNYK Anastasiia	7 FEB 1985
	LYKOVA Violeta	24 APR 2001

Entry List by NOC

As of SUN 30 JUL 2017 at 20:12

NOC Code	Name	Date of Birth
	LYKOVA Violeta	24 APR 2001
	LYKOVA Violeta	24 APR 2001
	YATSENKO Svitlana	31 DEC 1993
	YATSENKO Svitlana	31 DEC 1993
	YATSENKO Svitlana	31 DEC 1993
	FOMIN Serhii	1 MAY 1986
	FOMIN Serhii	1 MAY 1986
	KOLODII Oleksandr	25 OCT 1986
	KOLODII Oleksandr	25 OCT 1986
	KOLODII Oleksandr	25 OCT 1986
	KOSTYK Oleksandr	15 MAR 1988
	KOSTYK Oleksandr	15 MAR 1988
	LAZEBNYK Oleksii	10 AUG 1989
	LAZEBNYK Oleksii	10 AUG 1989
	PETRENKO Dmytro	18 APR 1981
	PETRENKO Dmytro	18 APR 1981
	PETUNOV Oleksii	25 JAN 1977
	VALOVANIS Sergii	25 JUL 1987
	VALOVANIS Sergii	25 JUL 1987

Medallists by Event

Event Name	Date	Medal	Name	NOC Code
Women 10m Air Pistol	22 Jul 2017	GOLD	CHUN Ji Won	KOR
		SILVER	ESFANDIARIYALMEH Fatemah	IRI
		BRONZE	KLADOVIKOVA Valeria Valeryevna	RUS
Women 10m Air Rifle	25 Jul 2017	GOLD	STABEL Melanie	GER
		SILVER	LYKOVA Violeta	UKR
		BRONZE	BIATOVSZKI Mira Zsuzanna	HUN
Women 50m Rifle 3 Pos	20 Jul 2017	GOLD	DROGANOVA Dina	RUS
		SILVER	STABEL Melanie	GER
		BRONZE	BULAVINA Daria	RUS
Men 10m Air Pistol	23 Jul 2017	GOLD	KIM Taeyoung	KOR
		SILVER	KUZMIN Roman Anatolyevich	RUS
		BRONZE	GRAMNJAK Boris	CRO
Men 10m Air Rifle	19 Jul 2017	GOLD	KOSTYK Oleksandr	UKR
		SILVER	CHOI Changhoon	KOR
		BRONZE	BARTOSEK Marek	CZE
Men 25 m Pistol	21 Jul 2017	GOLD	KIM Taeyoung	KOR
		SILVER	FOMIN Serhii	UKR
		BRONZE	TUPI Klaus	FIN
Men 25m Rapid Fire Pis.	25 Jul 2017	GOLD	KOLODII Oleksandr	UKR
		SILVER	KIM Taeyoung	KOR
		BRONZE	FOMIN Serhii	UKR
Men 50m Rifle 3 Posit.	24 Jul 2017	GOLD	CHOI Changhoon	KOR
		SILVER	MOESCHING Thomas	SUI
		BRONZE	MUELLER Colin Daniel	GER
Men 50m Rifle Prone	22 Jul 2017	GOLD	MOESCHING Thomas	SUI
		SILVER	CHOI Changhoon	KOR
		BRONZE	YANKO Saar	ISR
Women 25m Pistol	26 Jul 2017	GOLD	CHOI Ji Won	KOR
		SILVER	MISOCHENKO Olga	RUS
		BRONZE	KLADOVIKOVA Valeria Valeryevna	RUS
Men 50m Pistol	27 Jul 2017	GOLD	KIM Taeyoung	KOR
		SILVER	GRAMNJAK Boris	CRO
		BRONZE	KIM Kihyeon	KOR
Women 50m Rifle Prone	28 Jul 2017	GOLD	BULAVINA Daria	RUS
		SILVER	STABEL Melanie	GER
		BRONZE	KIM Goh Woon	KOR

10m AIR PISTOL MEN

Medallists

As of THU 20 JUL 2017 at 14.30

Medal	Name	NOC
GOLD	KIM Taeyoung	KOR - KOREA
SILVER	KUZMIN Roman	RUS - RUSSIAN
BRONZE	GRAMNJAK Boris	CRO - CROATIA

RESULTS
10m AIR PISTOL MEN
QUALIFICATION
SUN 23 JUL 2017, START TIME 10:00

WR	575 KIM Taeyoung (KOR)	(08/09/2009 - Taipei)
DR	575 KIM Taeyoung (KOR)	(08/09/2009 - Taipei)

Rk	FP	Bib No	Name	Nat	Series						Total	Remarks
					1	2	3	4	5	6		
1	6	22599	Kihyeon Kim	KOR	97	95	96	93	98	97	576-19x	DR-WR
2	3	10320	Taeyoung Kim	KOR	93	94	94	95	97	96	569-16x	
3	5	30736	Boris E. Lazarev	RUS	93	94	95	96	97	94	569-11x	
4	5	36245	Oleksii Lazebnyk	UKR	95	91	96	94	93	96	565-12x	
5	2	11689	Boris Gramnjak	CRO	90	91	94	94	92	96	557-09x	
6	2	19398	Oleksandr Kolodii	UKR	92	92	94	91	91	94	554-08x	
7	1	22657	Roman A. Kuzmin	RUS	95	92	93	91	91	91	553-10x	
8	9	8595	Thomas Muenchenbach	GER	92	92	92	92	89	93	550-09x	
9	10	32978	Darko Horvatic	CRO	83	92	95	91	94	93	548-12x	
10	6	36963	Habip Yesiloz	TUR	89	93	90	93	90	92	547-05x	
11	8	30635	Munkh E. Erdenebileg	MGL	94	91	89	92	91	90	547-04x	
12	7	36950	Onur Gokcedag	TUR	86	86	92	89	94	95	542-08x	
13	4	12186	Svetlan Sedmakov	MKD	87	91	93	89	88	93	541-09x	
14	9	35777	Klaus Tupi	FIN	86	87	92	92	93	90	540-09x	
15	7	8602	Bodo Funcke	GER	92	91	89	87	81	92	532-12x	
16	1	34843	Marin Filipov	BUL	92	90	82	90	82	93	529-06x	MS
17	4	6619	Andreas Constantinou	CYP	85	85	86	92	88	84	520-05x	
18	10	15800	Purevdoo Tsedendorj	MGL	84	86	83	85	84	87	509-04x	
	3	34339	Mihajlo Gojkovic	SRB								DNS
	8	24657	Filip Kostic	SRB								DNS

Summary

Number of athletes on this list: 20; Total number of athletes: 20; Targets available: 20

Legend

WR	World Record	Rk	Rank	FP	Firing Point
Bib No	Bib Number	Nat	Nation	DR	Deaflympics Record
DNS	Did not Start	MS	Missing Shoot (ISSF Rules 6.11.2.2		



23rd Summer Deaflympics
Samsun / TUR
18 – 30 July 2017
Shooting



FINAL RESULTS
10m AIR PISTOL MEN
FINALS
SUN 23 JUL 2017, START TIME 15:00

WR	195,2 LAZEBNYK Oleksii (UKR) 10/09/2016-Kazan
DR	vacant

Rk	Bib No	Name	Nat	1st. Comp. Stage		2nd Competition Stage - Elimination							Total	Remarks
1	102		KOR	29.8	60.5	79.7	99.6	119.5	139.2	160.1	178.3		197.2	DR-WR
		Taeyoung Kim		10.8	9.5	10.2	9.9	9.9	10.3	10.5	9.1	10.5		
				10.1	10.7	9.0	10.0	10.0	9.4	10.4	9.1	8.4		
				8.9	10.5									
2	104		RUS	29.9	60.3	78.8	98.6	116.8	136.7	155.9	176.1		194.7	
		Roman A. Kuzmin		9.4	9.9	10.0	9.9	8.9	10.5	9.7	10.8	10.1		
				10.3	10.2	8.5	9.9	9.3	9.4	9.5	9.4	8.5		
				10.2	10.3									
3	97		CRO	31.0	60.9	79.6	100.4	120.2	137.9	157.5			175.8	
		Boris Gramnjak		10.6	9.3	8.5	10.6	9.6	8.4	10.6	9.7			
				10.3	10.6	10.2	10.2	10.2	9.3	9.0	8.6			
				10.1	10.0									
4	103		UKR	29.1	57.1	76.5	96.2	116.3	136.1				154.4	
		Oleksii Lazebnyk		10.6	10.3	10.1	10.3	9.5	9.9	9.2				
				10.2	9.5	9.3	9.4	10.6	9.9	9.1				
				8.3	8.2									
5	98		KOR	30.2	59.9	78.8	97.0	116.3					134.9	
		Kihyeon Kim		10.5	9.6	9.2	9.2	9.4	9.0					
				9.9	9.3	9.7	9.0	9.9	9.6					
				9.8	10.8									
6	101		UKR	28.7	58.8	78.0	96.7						115.1	
		Oleksandr Kolodii		9.0	9.5	9.4	9.3	9.6						
				10.2	10.4	9.8	9.4	8.8						
				9.5	10.2									
7	99		RUS	30.5	60.1	76.5							96.1	
		Boris E. Lazarev		10.5	9.7	8.7	9.8							
				10.4	9.4	7.7	9.8							
				9.6	10.5									
8	100		GER	26.3	53.7								72.0	
		Thomas Muenchenbach		9.5	8.1	8.4								
				7.7	9.9	9.9								
				9.1	9.4									

Legend

FWR	Final World Record	Rk	Rank	Bib No	Bib Number
Nat	Nation	WR	New World Record	DR	Deaflympics Record



10m AIR RIFLE MEN

Medallists

As of WED 19 JUL 2017 at 16:15

Medal	Name	NOC
GOLD	Oleksandr Kostyk	UKR - UKRAINE
SILVER	Changhoon Choi	KOR - KOREA
BRONZE	Marek Bartosek	CZE - CZECH REPUCLIC

RESULTS
10m AIR RIFLE MEN
QUALIFICATION
WED 19 JUL 2017, START TIME 11:45

Records

WR	612,6	KOSTYK	Oleksandr (UKR)	(12/09/2016- Kazan)

Rk	FP	Bib No	Name	Nat	Series						Total	Remarks
					1	2	3	4	5	6		
1	2	10200	Changhoon Choi	KOR	101.7	104.6	103.7	104.0	102.5	101.8	618.3	DR-WR
2	12	25305	Oleksandr Kostyk	UKR	102.8	102.1	100.9	99.6	102.7	102.7	610.8	
3	13	27011	Sebastian Herrmany	GER	99.4	100.6	102.9	100.1	105.1	101.7	609.8	
4	3	35556	Anatoly Gaskov	RUS	101.8	101.3	103.0	101.6	100.6	100.4	608.7	
5	11	19070	Marek Bartosek	CZE	100.1	96.9	103.0	100.6	102.7	101.4	604.7	
6	15	8254	Thomas Moesching	SUI	99.2	98.4	104.1	99.4	99.6	101.9	602.6	
7	14	24657	Filip Kostic	SRB	99.8	99.2	98.3	100.6	102.1	100.8	600.8	
8	4	19468	Marco Baron	GER	99.5	99.1	99.6	101.8	101.7	97.9	599.6	
9	5	25331	Artem Kozlov	RUS	97.3	98.1	99.9	100.1	103.0	100.4	598.8	
10	9	6619	Andreas Constantinou	CYP	94.9	97.9	99.2	98.3	103.3	101.7	595.3	
11	16	19402	Sergii Valovanis	UKR	98.2	99.5	96.9	100.9	100.4	98.2	594.1	
12	7	30497	Saar Yanko	ISR	99.0	101.4	100.8	97.7	92.7	100.2	591.8	
13	8	34339	Mihajlo Gojkovic	SRB	99.2	97.9	98.0	96.4	98.9	100.5	590.9	
14	6	36957	Oguzhan Yilmaz	TUR	94.2	95.0	99.3	97.2	96.1	93.6	575.4	
15	10	36966	Mehmet Guclu	TUR	95.4	98.5	95.5	92.0	94.5	92.3	568.2	

Summary

Number of athletes on this list: 15; Total number of athletes: 15; Targets available: 20

Legend

WR	World Record	Rk	Rank	FP	Firing Point
Bib No	Bib Number	Nat	Nation	DR	Deaflympic-Record

FINAL RESULTS

10m AIR RIFLE MEN

FINALS

WED 19 JUL 2017, START TIME 15:00

Records

WR	205,6	KOSTYK	Oleksandr	(12/09/2016- Kazan)

Rk	Bib No	Name	Nat	1st. Comp. Stage		2nd Competition Stage - Elimination							Total	Remarks
1	47	Oleksandr Kostyk	UKR	31.3	61.4	81.8	102.7	122.6	141.0	160.7	181.6		200.9	
				10.8	9.5	9.7	10.5	9.5	9.5	9.2	10.9	10.0		
				10.3	10.4	10.7	10.4	10.4	8.9	10.5	10.0	9.3		
				10.2	10.2									
2	45	Changhoon Choi	KOR	29.4	60.2	80.6	101.2	120.6	140.9	160.3	180.6		199.5	
				9.9	9.6	10.7	10.6	9.9	9.8	9.5	10.1	9.9		
				10.3	10.7	9.7	10.0	9.5	10.5	9.9	10.2	9.0		
				9.2	10.5									
3	46	Marek Bartosek	CZE	30.2	58.7	78.8	98.8	119.6	139.5	160.1			180.2	
				9.7	8.9	9.9	9.9	10.5	10.4	10.1	10.6			
				9.8	10.3	10.2	10.1	10.3	9.5	10.5	9.5			
				10.7	9.3									
4	42	Sebastian Herrmany	GER	29.7	60.9	81.2	101.6	120.8	140.4				158.4	
				9.5	10.1	10.3	10.8	9.9	9.8	8.1				
				9.8	10.3	10.0	9.6	9.3	9.8	9.9				
				10.4	10.8									
5	44	Marco Baron	GER	30.0	61.0	81.3	98.9	119.9					137.8	
				9.6	10.4	10.1	8.6	10.4	8.9					
				10.2	10.5	10.2	9.0	10.6	9.0					
				10.2	10.1									
6	43	Thomas Moesching	SUI	29.4	59.2	80.0	99.5						119.3	
				9.2	10.0	10.2	9.8	9.8						
				9.8	9.3	10.6	9.7	10.0						
				10.4	10.5									
7	49	Anatoly Gaskov	RUS	30.2	61.0	80.0							98.7	
				10.1	9.8	9.3	9.1							
				10.1	10.3	9.7	9.6							
				10.0	10.7									
8	48	Filip Kostic	SRB	27.2	57.6								77.4	
				9.2	10.5	10.8								
				8.2	9.9	9.0								
				9.8	10.0									

25m PISTOL MEN

Medallists

As of FRI 21 JUL 2017 at 16:00

Medal	Name	NOC
GOLD	Taeyoung Kim	KOR – KOREA
SILVER	Serhii Fomin	UKR - UKRAINE
BRONZE	Klaus Tupi	FIN - FINLAND

RESULTS
25m PISTOL MEN
QUALIFICATION
FRI 21 JUL 2017, START TIME 09:30

Records

WR	564 KUZMIN Roman (RUS) (09/09/2016-Kazan)

Rk	FP	Bib No	Name	Nat	Stage	Series 1	2	3	Sub Total	Total	Remarks
1	7	10320	Taeyoung Kim	KOR	Precision	88	94	95	277		
					Rapid	99	95	98	292	569-15x	DR-WR
2	11	22657	Roman A.Kuzmin	RUS	Precision	93	95	97	285		
					Rapid	95	91	96	282	567-12x	
3	12	7267	Werner Lackerbauer	GER	Precision	89	97	97	283		
					Rapid	96	91	94	281	564-10x	
4	19	35777	Klaus Tupi	FIN	Precision	96	96	95	287		
					Rapid	98	90	86	274	561-11x	
5	14	11689	Boris Gramnjak	CRO	Precision	96	95	96	287		
					Rapid	93	87	93	273	560-8x	
6	9	25303	Serhii Fomin	UKR	Precision	85	91	95	271		
					Rapid	97	93	96	286	557-10x	
7	16	8602	Bodo Funcke	GER	Precision	94	92	93	279		
					Rapid	97	89	90	276	555-11x	
8	17	19570	Anton V.Malush	RUS	Precision	94	94	91	279		
					Rapid	86	91	94	271	550-7x	
9	10	25306	Oleksii Petunov	UKR	Precision	90	89	93	272		
					Rapid	93	91	91	275	547-4x	
10	15	36951	Ilyas Kavalci	TUR	Precision	87	91	92	270		
					Rapid	90	88	92	270	540-8x	
11	6	36953	Ismail Yakici	TUR	Precision	80	80	86	246		
					Rapid	92	88	53	233	479-4x	

Summary

Number of athletes on this list: 11; Total number of athletes: 11; Targets available: 20

Legend

WR	World Record	Rk	Rank	FP	Firing Point
Bib No	Bib Number	Nat	Nation	DR	Deaflympics Record

FINAL RESULTS
25m PISTOL MEN
FINALS
FRI 21 JUL 2017, START TIME 14:00

	Records
FWR	

2nd Competition Stage - Medal Matches

Rk	Bib No	Name	Nat	Points						Total	Remarks
1	10320	Taeyoung Kim	KOR	2	2	0	2	1		7	
2	25303	Serhii Fomin	UKR	0	0	2	0	1		3	
3	35777	Klaus Tupi	FIN	2	1	0	2	1	1	7	
4	7267	Werner Lackerbauer	GER	0	1	2	0	1	1	5	

1nd Competition Stage - Semifinal

Rk	Bib No	Name	Nat	Series 1	2	3	4	5	Total	Remarks
1	10320	Taeyoung Kim	KOR	5	5	5	5	4	24	
2	25303	Serhii Fomin	UKR	3	4	3	4	5	19	S-off(10)
3	35777	Klaus Tupi	FIN	4	4	4	3	4	19	S-off(9)
4	7267	Werner Lackerbauer	GER	4	1	4	4	4	17	
5	22657	Roman A.Kuzmin	RUS	3	3	4	4	1	15	
6	11689	Boris Gramnjak	CRO	2	3	3	3	3	14	
7	19570	Anton V.Malush	RUS	2	3	1	5	1	12	
8	8602	Bodo Funcke	GER	3	1	2	0	2	8	

Summary

Legend					
FWR	Final World Record	Rk	Rank	Bib No	Bib Number
Nat	Nation	WR	New World Record		

25m RAPID FIRE PISTOL MEN

Medallists

As of TUE 25 JUL 2017 at 15.30

Medal	Name	NOC
GOLD	Oleksandr Kolodii	UKR - UKRAINE
SILVER	Taeyoung Kim	KOR - KOREA
BRONZE	Serhii Fomin	UKR - UKRAINE

RESULTS

25m RAPID FIRE PISTOL MEN

QUALIFICATION

TUE 25 JUL 2017, START TIME 10:40

Records

WR	556 Oleksandr KOLODII (UKR)

Rk	Bay	Bib No	Name	Nat	Stage	Seconds			Sub Total	Total	Remarks
						8	6	4			
1	C	19398	Oleksandr Kolodii	UKR	Stage 1	98	90	87	275		
					Stage 2	94	90	86	270	**545-7x**	
2	H	10320	Taeyoung Kim	KOR	Stage 1	97	94	81	272		
					Stage 2	96	85	88	269	**541-11x**	
3	H	25303	Serhii Fomin	UKR	Stage 1	91	93	82	266		
					Stage 2	97	94	81	272	**538-9x**	
4	R	25328	Anton S. Kudruk	RUS	Stage 1	93	90	89	272		
					Stage 2	87	87	86	260	**532-11x**	
5	M	35777	Klaus Tupi	FIN	Stage 1	88	83	85	256		
					Stage 2	96	85	89	270	**526-2x**	
6	M	16812	Sergey I.Berezhnov	RUS	Stage 1	93	89	81	263		
					Stage 2	90	91	76	257	**520-5x**	
7	C	11689	Boris Gramnjak	CRO	Stage 1	88	89	88	265		
					Stage 2	93	84	61	238	**503-3x**	

Summary

Number of athletes on this list: 7; Total number of athletes: 7; Targets available: 20

Legend

WR	**World Record**	**Rk**	**Rank**	**Bib No**	**Bib Number**
Nat	**Nation**				

50m PISTOL MEN

Medallists

As of THU 27 JUL 2017 at 15:30

Medal	Name	NOC
GOLD	KIM Taeyoung	KOR - Korea
SILVER	GRAMNJAK Boris	CRO - Croatia
BRONZE	KIM Kihyeon	KOR - Korea

RESULTS
50m PISTOL MEN
QUALIFICATION
THU 27 JUL 2017, START TIME 09:30

Records

WR	546	Jan STIENSTRA (NED)

Rk	FP	Bib No	Name	Nat	Series						Total	Remarks
					1	2	3	4	5	6		
1	8	22599	Kihyeon Kim	KOR	91	94	92	90	90	94	**551-08x**	WR,DR
2	4	10320	Taeyoung Kim	KOR	90	88	88	90	89	90	**535-10x**	
3	5	36245	Oleksii Lazebnyk	UKR	93	85	89	90	88	89	**534-04x**	
4	6	11689	Boris Gramnjak	CRO	92	91	87	88	87	88	**533-07x**	
5	9	19398	Oleksandr Kolodii	UKR	88	85	90	91	89	86	**529-08x**	
6	6	36949	Mehmet Bal	TUR	90	86	80	88	86	84	**514-04x**	
7	2	22657	Roman Anatolyevich Kuzmin	RUS	85	86	90	91	82	76	**510-06x**	
8	7	8602	Bodo Funcke	GER	80	82	79	81	81	88	**491-03x**	
9	5	19570	Anton Vladimirovich Malush	RUS	75	83	84	84	81	83	**490-01x**	
10	7	7267	Werner Lackerbauer	GER	79	78	80	85	82	83	**487-04x**	
11	3	35777	Klaus Tupi	FIN	83	76	79	82	75	86	**481-04x**	
12	2	30635	Munkh-Erdene Erdenebileg	MGL	75	79	81	78	86	78	**477-02x**	
13	8	36950	Onur Gokcedag	TUR	81	73	85	84	76	75	**474-01x**	
14	3	9495	Milan Lugaric	CRO	78	74	83	74	84	76	**469-01x**	
15	4	15800	Purevdoo Tsedendorj	MGL	75	73	62	77	83	76	**446-02x**	

Summary

Number of athletes on this list: 15; Total number of athletes: 15; Targets available: 20

Legend

WR	**World Record**	**Rk**	**Rank**	**FP**	**Firing Point**
Bib No	**Bib Number**	**Nat**	**Nation**	**DR**	**Deaflympics Record**

FINAL RESULTS

50m PISTOL MEN

FINALS

THU 27 JUL 2017, START TIME 15:00

Records

WR	179,7	Oleksandr KOLODII (UKR)

Rk	Bib No	Name	Nat	1st. Comp. Stage		2nd Competition Stage - Elimination							Total	Remarks
1	111		KOR	**30.3**	**58.8**	**76.2**	**94.6**	**114.7**	**134.3**	**153.6**	**171.6**		**189.8**	WR,DR
		Taeyoung Kim		10.5	9.5	9.2	10.0	10.1	10.2	9.8	8.7	10.0		
				10.3	9.5	8.2	8.4	10.0	9.4	9.5	9.3	8.2		
				9.5	9.5									
2	112		CRO	**26.6**	**55.1**	**73.3**	**91.5**	**111.2**	**130.5**	**150.8**	**166.9**		**183.9**	
		Boris Gramnjak		7.4	8.9	8.8	8.7	9.3	9.4	10.1	9.7	8.9		
				10.2	10.1	9.4	9.5	10.4	9.9	10.2	6.4	8.1		
				9.0	9.5									
3	108		KOR	**23.2**	**51.7**	**68.9**	**88.9**	**106.1**	**123.4**	**142.8**			**161.9**	
		Kihyeon Kim		8.1	9.7	9.2	10.3	8.7	8.2	9.4	10.6			
				7.6	9.4	8.0	9.7	8.5	9.1	10.0	8.5			
				7.5	9.4									
4	110		TUR	**26.8**	**52.1**	**70.4**	**88.6**	**107.5**	**125.7**				**139.0**	
		Mehmet Bal		8.8	8.4	10.1	8.9	8.9	8.2	3.6				
				8.1	7.2	8.2	9.3	10.0	10.0	9.7				
				9.9	9.7									
5	113		UKR	**28.1**	**56.2**	**70.7**	**88.1**	**104.5**					**121.6**	
		Oleksandr Kolodii		9.6	9.5	5.1	8.4	8.6	8.3					
				9.5	10.1	9.4	9.0	7.8	8.8					
				9.0	8.5									
6	109		RUS	**27.3**	**51.1**	**69.7**	**86.3**						**103.8**	
		Roman Anatolyevich Kuzmin		9.9	9.4	8.0	8.5	8.1						
				10.3	7.0	10.6	8.1	9.4						
				7.1	7.4									
7	106		UKR	**24.2**	**50.7**	**67.7**							**85.9**	
		Oleksii Lazebnyk		6.0	9.1	8.1	9.2							
				9.3	7.2	8.9	9.0							
				8.9	10.2									
8	107		GER	**23.2**	**44.7**								**59.2**	
		Bodo Funcke		7.9	4.4	7.8								
				9.8	9.7	6.7								
				5.5	7.4									

23rd Summer Deaflympics
Samsun / TUR
18 – 30 July 2017
Shooting

50m RIFLE PRONE MEN

Medallists

As of SAT 22 JUL 2017 at 16:00

Medal	Name	NOC
GOLD	Thomas Moesching	SUI - SWITZERLAND
SILVER	Changhoon Choi	KOR - KOREA
BRONZE	Saar Yanko	ISR- ISRAEL

RESULTS
50m RIFLE PRONE MEN
QUALIFICATION
SAT 22 JUL 2017, START TIME 10:30

WR	603,1 YANKO Saar (ISR) (09/09/2016-Kazan)
DR	vacant

Rk	FP	Bib No	Name	Nat	Series						Total	Remarks
					1	2	3	4	5	6		
1	7	10200	Changhoon Choi	KOR	100.2	103.7	101.9	103.1	102.6	103.2	614.7	WR,DR
2	6	21118	Dmytro Petrenko	UKR	101.4	103.5	101.6	102.8	102.1	101.2	612.6	
3	6	19402	Sergii Valovanis	UKR	102.8	100.8	103.5	100.4	101.8	101.1	610.4	
4	9	26400	Colin D. Mueller	GER	102.4	100.9	102.6	98.8	101.7	103.0	609.4	
5	5	8254	Thomas Moesching	SUI	102.3	99.2	100.3	104.2	101.4	100.4	607.8	
6	8	19688	Rashed A.S.Salem Al	UEA	98.7	99.9	101.9	102.9	100.9	101.0	605.3	
7	4	19468	Marco Baron	GER	99.5	102.0	102.7	96.3	100.4	102.4	603.3	
8	8	30497	Saar Yanko	ISR	100.0	101.3	100.2	100.8	98.9	100.1	601.3	
9	2	25331	Artem Kozlov	RUS	99.3	102.8	100.4	100.8	97.3	98.7	599.3	
10	3	19070	Marek Bartosek	CZE	96.7	97.0	102.7	100.9	99.5	100.2	597.0	
11	7	19572	Roman A. Pustovoytenkov	RUS	98.1	98.1	98.3	99.9	97.9	103.1	595.4	
12	9	36957	Oguzhan Yilmaz	TUR	97.7	96.4	99.9	99.5	101.0	98.8	593.3	
13	3	24657	Filip Kostic	SRB	98.6	94.0	100.5	94.5	99.2	98.7	585.5	
14	2	36966	Mehmet Guclu	TUR	93.3	97.0	100.6	98.5	94.2	96.1	579.7	
15	4	34339	Mihajlo Gojkovic	SRB	91.8	87.1	93.0	93.1	93.0	89.1	547.1	
16	5	19516	Hamad H.S.A. Darmaki	UEA	94.2	95.5	91.7	89.2	65.4	23.3	459.3	

Summary

Number of athletes on this list: 16; Total number of athletes: 16; Targets available: 10

Legend

WR	World Record	Rk	Rank	FP	Firing Point
Bib No	Bib Number	Nat	Nation	DR	Deaflympics Record

FINAL RESULTS

50m RIFLE PRONE MEN

FINALS

SAT 22 JUL 2017, START TIME 14:45

WR	202,6 MUELLER Colin (GER) 09/09/2016-Kazan
DR	vacant

Rk	Bib No	Name	Nat	1st. Comp. Stage		2nd Competition Stage - Elimination							Total	Remarks
1	49	Thomas Moesching	SUI	30.4	61.8	82.1	101.5	122.0	143.0	162.4	183.1		202.8	DR-WR
				10.2	10.4	10.1	9.9	10.2	10.4	10.5	10.6	10.1		
				10.3	10.3	10.2	9.5	10.3	10.6	8.9	10.1	9.6		
				9.9	10.7									
2	50	Changhoon Choi	KOR	30.6	61.2	81.2	101.2	121.0	141.4	161.8	181.2		202.3	
				10.3	9.8	9.9	9.6	9.9	10.3	9.9	9.3	10.7		
				10.2	10.4	10.1	10.4	9.9	10.1	10.5	10.1	10.4		
				10.1	10.4									
3	46	Saar Yanko	ISR	30.6	61.2	80.6	99.8	119.1	138.8	159.8			180.2	
				10.7	10.6	9.5	10.0	8.8	9.9	10.7	9.5			
				10.0	10.3	9.9	9.2	10.5	9.8	10.3	10.9			
				9.9	9.7									
4	47	Rashed A.S.Salem Al	UEA	30.7	60.1	79.7	99.3	120.4	138.1				159.3	PEN2[1]
				9.6	10.0	9.7	8.8	10.6	8.2	10.7				
				10.5	9.3	9.9	10.8	10.5	9.5	10.5				
				10.6	10.1									
5	51	Marco Baron	GER	29.5	59.6	79.2	98.3	118.5					136.8	
				9.3	10.0	10.2	8.8	10.3	9.0					
				9.4	10.1	9.4	10.3	9.9	9.3					
				10.8	10.0									
6	42	Colin D. Mueller	GER	29.4	58.1	78.9	98.8						117.5	
				9.0	9.6	10.0	9.9	8.9						
				10.3	9.9	10.8	10.0	9.8						
				10.1	9.2									
7	45	Dmytro Petrenko	UKR	27.7	59.1	78.9							97.1	
				9.0	10.5	9.2	9.5							
				9.8	10.4	10.6	8.7							
				8.9	10.5									
8	48	Sergii Valovanis	UKR	29.0	57.9								78.4	
				9.6	8.7	10.0								
				10.1	10.0	10.5								
				9.3	10.2									

Legend

FWR	Final World Record	Rk	Rank	Bib No	Bib Number
Nat	Nation	WR	New World Record	PEN2	ISSF RULES 6.17.1.12-j (-2)
		DR	Deaflympic Record		

10m AIR PISTOL WOMEN

Medallists

As of SAT 22 JUL 2017 at 16:00

Medal	Name	NOC
GOLD	Ji Won Chun	KOR - KOREA
SILVER	Fatemah Esfandiariyalmeh	IRI – ISLAMIC REPUBLIC OF IRAN
BRONZE	Valeria V. Kladovikova	RUS - RUSSIAN

RESULTS
10m AIR PISTOL WOMEN
QUALIFICATION
SAT 22 JUL 2017, START TIME 09:30

WR	375 KLADOVIKOVA Valeriia (RUS) (11/09/2016-Kazan)
DR	374 KATORGINA Evdokia (RUS) (13/09/2009-Taipei)

Rk	FP	Bib No	Name	Nat	Series						Total	Remarks
					1	2	3	4	5	6		
1	4	25061	Lana Skeledzija	CRO	96	92	91	95			374-04x	EDR
2	5	30988	Jiyun Min	KOR	95	90	93	93			371-09x	
3	8	38118	Ji Won Chun	KOR	93	89	95	92			369-06x	
4	5	16813	Valeria V. Kladovikova	RUS	94	94	90	90			368-05x	
5	3	34867	Nataliia Dymytrashko	UKR	92	86	90	95			363-05x	
6	7	22176	Ya-Ju Kao	TPE	89	89	93	90			361-04x	
7	2	36685	Fatemah Esfandiariyalmeh	IRI	93	90	83	94			360-04x	
8	7	36853	Lung-Ying Chen	TPE	93	89	90	88			360-00x	
9	6	22662	Evdokia P. Katorgina	RUS	88	87	87	88			350-03x	
10	3	35180	Silke Fischer	GER	88	80	90	87			345-03x	
11	6	17036	Anastasiia Lazebnyk	UKR	83	88	83	90			344-01x	
12	8	36964	Makbule Akkaya	TUR	83	85	84	85			337-04x	
13	2	36960	Seval Ozturk	TUR	86	83	81	83			333-01x	
14	9	36847	Marieta Saltova	BUL	83	87	78	84			332-02x	
15	4	36657	Andrijana Grkovska	MKD	84	85	79	81			329-01x	

Summary

Number of athletes on this list: 15; Total number of athletes: 16; Targets available: 20

Legend

WR	World Record	Rk	Rank	FP	Firing Point
Bib No	Bib Number	Nat	Nation	DR	Deaflympic Record
				EDR	Equaled Deaflympic Record



23rd Summer Deaflympics
Samsun / TUR
18 – 30 July 2017
Shooting



FINAL RESULTS
10m AIR WOMEN PISTOL
FINALS
SAT 22 JUL 2017, START TIME 13:30

WR	191,4 KATORGINA Evdokia (RUS) 11/09/2016 - Kazan
DR	vacant

Rk	Bib No	Name	Nat	1st. Comp. Stage		2nd Competition Stage - Elimination							Total	Remarks
1	68	Ji Won Chun	KOR	28.9 10.0 9.0 9.9	58.1 10.3 9.3 9.6	76.1 7.8 10.2	96.7 10.1 10.5	116.1 10.3 9.1	135.5 9.8 9.6	153.7 8.8 9.4	173.6 10.1 9.8	8.0 9.5	191.1	
2	74	Fatemah Esfandiariyalmeh	IRI	29.9 10.6 8.9 10.4	58.9 9.6 10.3 9.1	77.5 8.9 9.7	94.6 8.0 9.1	112.0 9.0 8.4	131.8 9.9 9.9	150.5 9.2 9.5	169.7 8.4 10.8	10.5 8.4	188.6	
3	75	Valeria V. Kladovikova	RUS	27.2 7.6 9.9 9.7	54.8 8.6 9.9 9.1	73.7 9.2 9.7	94.2 10.7 9.8	112.5 9.1 9.2	132.4 9.7 10.2	149.6 10.2 7.0	9.3 10.5		169.4	PEN1[1]
4	73	Jiyun Min	KOR	29.2 9.2 9.3 10.7	54.3 7.5 8.1 9.5	73.2 9.4 9.5	92.7 9.5 10.0	111.2 7.8 10.7	131.8 10.2 10.4	10.5 6.4			148.7	
5	71	Lana Skeledzija	CRO	27.5 8.3 9.8 9.4	54.7 10.1 6.7 10.4	73.9 10.0 9.2	90.9 8.2 8.8	111.4 10.1 10.4	10.4 7.3				129.1	
6	72	Ya-Ju Kao	TPE	29.5 9.1 10.5 9.9	59.3 10.5 9.4 9.9	77.1 8.9 8.9	91.8 8.2 6.5	9.9 8.4					110.1	
7	70	Lung-Ying Chen	TPE	28.8 9.5 8.9 10.4	53.4 6.7 9.5 8.4	70.7 9.5 7.8	10.0 8.4						89.1	
8	69	Nataliia Dymytrashko	UKR	26.0 7.1 10.2 8.7	51.0 8.5 7.4 9.1	7.1 9.9							68.0	

Legend

FWR	Final World Record	Rk	Rank	Bib No	Bib Number
Nat	Nation	PEN1	ISSF RULES 6.17.1.3 (-2)		

KRONOS

10m Air Rifle Women

Medallists

As of TUE 25 JUL 2017 at 15.00

Medal	Name	NOC
GOLD	STABEL Melanie	GER - Germany
SILVER	LYKOVA Violeta	UKR - Ukraine
BRONZE	BIATOVSZKI Mira Zsuzanna	HUN - Hungary

RESULTS
10m AIR RIFLE WOMEN
QUALIFICATION
TUE 25 JUL 2017, START TIME 10:00

WR	412,6 Mira BIATOVSKI (HUN) (14/09/2016-Kazan)
DR	Vacant

Rk	FP	Bib No	Name	Nat	Series						Total	Remarks
					1	2	3	4	5	6		
1	7	36834	Melanie Stabel	GER	103.6	102.4	101.9	104.7			412.6	DR-EWR
2	4	10621	Mira Zsuzanna Biatovszki	HUN	100.7	102.3	105.3	101.4			409.7	
3	4	34869	Violeta Lykova	UKR	100.3	103.6	101.2	103.7			408.8	
4	11	36911	Goh Woon Kim	KOR	100.4	101.9	102.7	102.3			407.3	
5	3	36044	Priyesha Deshmukh	IND	104.1	100.7	102.1	100.4			407.3	
6	5	25309	Svitlana Yatsenko	UKR	100.3	99.6	102.6	102.0			404.5	
7	6	25147	Vida Puskadija	CRO	98.8	100.7	99.1	101.5			400.1	
8	12	32390	Monika Verma	IND	98.5	98.8	98.6	102.7			398.6	PEN[2]
9	6	35200	Sabrina Eckert	GER	100.9	100.6	100.4	94.4			396.3	
10	9	21049	Gordana M. Mucibabic	SRB	101.6	98.8	97.9	97.9			396.2	
11	2	24658	Bojana Prodanovic	SRB	94.8	97.6	97.6	100.9			390.9	
12	3	36958	Ayse Cosar	TUR	92.6	97.9	98.7	97.9			387.1	
13	9	30207	Ildiko Kiss	HUN	96.4	96.2	97.2	96.8			386.6	
14	8	26856	Despoina Tsiola	GRE	89.3	91.8	96.7	88.4			366.2	
15	5	36961	Ayse Temur	TUR	89.3	87.3	94.1	92.7			363.4	
	7	37038	Dina Droganova	RUS								DSQ[1]
	8	35555	Tcypelma Bairovna Namdakova	RUS								DQ

Summary

Number of athletes on this list: 17; Total number of athletes: 17; Targets available: 20

Legend

WR	World Record	Rk	Rank	FP	Firing Point
Bib No	Bib Number	Nat	Nation	DSQ	Disqualified (7.1)
EWR	Equaled World Record	PEN	Penalty (ISSF Rules – 6.11.1.1 –I (-2))	DQ	Disquelified (Audio ICSD)
DR	Deaflympics Record				

FINAL RESULTS

10m AIR RIFLE WOMEN

FINALS

TUE 25 JUL 2017, START TIME 14:15

Records

WR	201,6 Svitlana YATSENKO (UKR) (14/09/2016-Kazan)

Rk	Bib No	Name	Nat	1st. Comp. Stage		2nd Competition Stage - Elimination							Total	Remarks
1	143		GER	**30.1**	**60.9**	**81.4**	**102.0**	**122.9**	**143.7**	**164.5**	**184.7**		**205.4**	WR,DR
		Melanie Stabel		9.2	10.5	10.2	10.0	10.6	10.7	10.3	9.8	10.2		
				10.4	10.7	10.3	10.6	10.3	10.1	10.5	10.4	10.5		
				10.5	9.6									
2	147		UKR	**31.3**	**61.6**	**81.7**	**101.2**	**120.7**	**141.4**	**162.6**	**183.5**		**204.0**	
		Violeta Lykova		10.4	10.4	10.4	10.1	9.4	10.4	10.6	10.7	10.0		
				10.3	9.3	9.7	9.4	10.1	10.3	10.6	10.2	10.5		
				10.6	10.6									
3	145		HUN	**30.0**	**62.0**	**82.2**	**102.5**	**121.8**	**142.0**	**162.8**			**183.5**	
		Mira Zsuzanna Biatovszki		9.5	10.7	10.7	9.7	9.6	10.4	9.9	10.3			
				10.3	10.5	9.5	10.6	9.7	9.8	10.9	10.4			
				10.2	10.8									
4	141		KOR	**30.8**	**61.2**	**80.8**	**101.4**	**121.8**	**142.8**				**162.2**	
		Goh Woon Kim		9.9	10.5	10.0	10.7	10.4	10.4	9.3				
				10.3	10.2	9.6	9.9	10.0	10.6	10.1				
				10.6	9.7									
5	144		IND	**31.2**	**62.0**	**81.6**	**101.1**	**121.3**					**140.7**	
		Monika Verma		10.6	10.5	9.6	10.7	10.4	9.8					
				9.9	10.3	10.0	8.8	9.8	9.6					
				10.7	10.0									
6	146		IND	**30.3**	**60.8**	**80.5**	**99.5**						**120.6**	
		Priyesha Deshmukh		10.0	10.5	10.4	9.7	10.4						
				10.6	10.5	9.3	9.3	10.7						
				9.7	9.5									
7	142		UKR	**30.5**	**61.0**	**80.4**							**99.1**	
		Svitlana Yatsenko		10.1	10.8	10.0	8.4							
				9.6	9.8	9.4	10.3							
				10.8	9.9									
8	148		CRO	**25.7**	**53.5**								**72.5**	
		Vida Puskadija		7.5	8.7	9.8								
				9.9	9.8	9.2								
				8.3	9.3									

25m PISTOL WOMEN

Medallists

As of WED 26 JUL 2017 at 14:30

Medal	Name	NOC
GOLD	Ji Won Chun	KOR – KOREA
SILVER	Olga Misochenko	RUS - RUSSIAN
BRONZE	Valeria V. Kladovikova	RUS – RUSSIAN

RESULTS
25m PISTOL WOMEN
QUALIFICATION
WED 26 JUL 2017, START TIME 10:00

Records

WR	563 Valeria KLADOVIKOVA (RUS) (12/09/2016-Kazan)
DR	555 Valeria KLADOVIKOVA (RUS) (09/09/2009-Taipei)

Rk	FP	Bib No	Name	Nat	Stage	Series 1	2	3	Sub Total	Total	Remarks
1	10	38118	Ji Won Chun	KOR	Precision	87	95	94	276		DR
					Rapid	91	97	98	286	562-11x	
2	6	36247	Olga Misochenko	RUS	Precision	93	94	91	278		
					Rapid	92	95	94	281	559-15x	
3	12	16813	Valeria V. Kladovikova	RUS	Precision	93	92	95	280		
					Rapid	93	92	93	278	558-10x	
4	11	25061	Lana Skeledzija	CRO	Precision	96	97	89	282		
					Rapid	89	93	91	273	555-8x	
5	16	30988	Jiyun Min	KOR	Precision	88	94	94	276		
					Rapid	87	87	91	265	541-6x	
6	9	36954	Sevda Ozturk	TUR	Precision	89	92	91	272		
					Rapid	92	87	90	269	541-4x	
7	7	22176	Ya-Ju Kao	TPE	Precision	91	86	90	267		
					Rapid	92	94	86	272	539-7x	
8	14	34867	Nataliia Dymytrashko	UKR	Precision	94	89	89	272		
					Rapid	84	93	88	265	537-7x	
9	17	17036	Anastasiia Lazebnyk	UKR	Precision	88	86	88	262		
					Rapid	90	94	83	267	529-9x	
10	15	36964	Makbule Akkaya	TUR	Precision	83	88	86	257		
					Rapid	92	80	85	257	514-3x	

Summary

Number of athletes on this list: 10; Total number of athletes: 10; Targets available: 10

Legend

WR	World Record	Rk	Rank	FP	Firing Point
Bib No	Bib Number	Nat	Nation	DR	Deaflympic Record

FINAL RESULTS

25m PISTOL WOMEN

FINALS

WED 26 JUL 2017, START TIME 13:30

Records

FWR	

2nd Competition Stage - Medal Matches

Rk	Bib No	Name	Nat	Points						Total	Remarks
1	38118	Ji Won Chun	KOR	2	0	2	0	1	2	7	
2	36247	Olga Misochenko	RUS	0	2	0	2	1	0	5	
3	16813	Valeria V. Kladovikova	RUS	2	2	2	1			7	
4	25061	Lana Skeledzija	CRO	0	0	0	1			1	

1nd Competition Stage - Semifinal

Rk	Bib No	Name	Nat	Series	1	2	3	4	5		Total	Remarks
1	38118	Ji Won Chun	KOR		1	5	3	4	5		18	
2	36247	Olga Misochenko	RUS		2	3	5	3	4		17	S-off(8)
3	25061	Lana Skeledzija	CRO		4	5	2	3	3		17	S-off(5)
4	16813	Valeria V. Kladovikova	RUS		3	4	4	4	1		16	
5	36954	Sevda Ozturk	TUR		3	1	1	4	5		14	
6	30988	Jiyun Min	KOR		1	3	3	2	3		12	

Summary

Legend					
FWR	Final World Record	Rk	Rank	Bib No	Bib Number
Nat	Nation	WR	New World Record		

50m RIFLE 3 POSITIONS WOMEN

Medallists

As of THU 20 JUL 2017 at 14.30

Medal	Name	NOC
GOLD	Dina Droganova	RUS - RUSSIAN
SILVER	Melanie Stabel	GER - GERMANY
BRONZE	Daria Bulavina	RUS - RUSSIAN

RESULTS

50m RIFLE 3 POSITIONS WOMEN

QUALIFICATION

THU 20 JUL 2017, START TIME 10:00

Records

WR	

Rk	FP	Bib No	Name	Nat	Position	Series 1	Series 2	Sub Total	Total	Remarks
1	8	37038	Dina Droganova	RUS	Kneeling	96	98	194		DR-WR
					Prone	95	97	192		
					Standing	94	98	192	578-29x	
2	2	36911	Goh Woon Kim	KOR	Kneeling	93	96	189		
					Prone	100	99	199		
					Standing	94	93	187	575-21x	
3	1	34807	Daria Bulavina	RUS	Kneeling	96	99	195		
					Prone	97	99	196		
					Standing	91	91	182	573-27x	
4	3	36834	Melanie Stabel	GER	Kneeling	93	93	186		
					Prone	96	100	196		
					Standing	96	95	191	573-21x	
5	7	34869	Violeta Lykova	UKR	Kneeling	89	95	184		
					Prone	95	98	193		
					Standing	97	96	193	570-18x	
6	6	10621	Mira Zsuzanna Biatovszki	HUN	Kneeling	95	91	186		
					Prone	97	96	193		
					Standing	94	93	187	566-17x	
7	4	25309	Svitlana Yatsenko	UKR	Kneeling	91	92	183		P
					Prone	95	98	193		
					Standing	88	92	180	556-18x	
8	9	21049	Gordana M. Mucibabic	SRB	Kneeling	90	83	173		
					Prone	86	88	174		
					Standing	94	81	175	522-6x	
9	5	24658	Bojana Prodanovic	SRB	Kneeling	68	80	148		
					Prone	92	90	182		
					Standing	85	83	168	498-6x	

Summary

Number of athletes on this list: 9; Total number of athletes: 9; Targets available: 20

Legend

WR	World Record	Rk	Rank	FP	Firing Point
Bib No	Bib Number	Nat	Nation	P	ISSF RULE 7.5.8.3
				DR	Deaflympic Record

FINAL RESULTS

50m RIFLE 3 POSITIONS WOMEN

FINALS

WED 20 JUL 2017, START TIME 13:15

Records

FWR	

Rk	Bib No	Name	Nat	Kneeling	Prone	Standing - Elimination						Total	Remarks
1	15	Dina Droganova	RUS	152.1 50.4 51.2 50.5	304.2 50.3 49.9 51.9	402.6 49.9 48.5	413.3 10.7	423.8 10.5	433.5 9.7	443.3 9.8	9.2	452.5	DR-WR
2	16	Melanie Stabel	GER	142.3 47.7 49.5 45.1	297.3 52.9 51.0 51.1	396.8 49.5 50.0	405.9 9.1	416.2 10.3	426.3 10.1	436.1 9.8	9.8	445.9	
3	12	Daria Bulavina	RUS	145.7 48.1 48.2 49.4	300.6 51.8 50.6 52.5	392.4 46.3 45.5	402.9 10.5	413.6 10.7	422.5 8.9	429.9 7.4		429.9	
4	18	Mira Z. Biatovszki	HUN	145.3 47.4 48.1 49.8	296.1 51.1 49.0 50.7	392.9 46.8 50.0	402.5 9.6	412.4 9.9	422.0 9.6			422.0	
5	14	Goh Woon Kim	KOR	147.0 47.1 51.5 48.4	292.5 49.1 49.8 46.6	387.7 47.9 47.3	395.7 8.0	405.3 9.6				405.3	
6	13	Violeta Lykova	UKR	143.5 47.0 49.3 47.2	290.0 48.7 48.8 49.0	386.6 49.3 47.3	394.9 8.3					394.9	

Legend

FWR	Final World Record	Rk	Rank	Bib No	Bib Number
Nat	Nation	WR	New World Record	DR	Deaflympic Record

Women's 50m Rifle Prone

Medallists

As of FRI 28 JUL 2017 at 14:30

Medal	Name	NOC
GOLD	BULAVINA Daria	RUS - Russia
SILVER	STABEL Melanie	GER - Germany
BRONZE	KIM Goh Woon	KOR - Korea

RESULTS
50m RIFLE PRONE WOMEN
QUALIFICATION
FRI 28 JUL 2017, START TIME 10:00

Records

WR	605,1	Irina BORISAVA (RUS)

Rk	FP	Bib No	Name	Nat	Series						Total	Remarks
					1	2	3	4	5	6		
1	5	36834	Melanie Stabel	GER	103.8	104.2	100.7	102.4	101.5	102.7	**615.3**	WR,DR
2	6	34807	Daria Bulavina	RUS	101.6	101.8	101.8	102.9	103.3	101.7	**613.1**	
3	7	36911	Goh Woon Kim	KOR	101.6	101.0	102.2	102.4	101.0	102.5	**610.7**	
4	4	25309	Svitlana Yatsenko	UKR	101.3	101.3	101.4	102.4	102.8	100.2	**609.4**	
5	9	34869	Violeta Lykova	UKR	98.0	102.5	102.4	101.6	102.6	101.4	**608.5**	
6	4	10621	Mira Z. Biatovszki	HUN	103.2	100.7	101.2	100.2	99.2	102.1	**606.6**	
7	5	25330	Yulia Chursina	RUS	98.1	96.5	100.4	100.5	99.2	102.9	**597.6**	
8	7	21049	Gordana M. Mucibabic	SRB	98.5	97.2	98.6	102.7	99.4	97.3	**593.7**	
9	8	36958	Ayse Cosar	TUR	98.9	97.6	94.9	100.2	99.4	97.6	**588.6**	
10	8	24658	Bojana Prodanovic	SRB	91.1	97.9	96.9	98.2	95.8	97.8	**577.7**	
11	6	36961	Ayse Temur	TUR	99.5	94.9	93.6	90.4	93.7	94.7	**566.8**	

Summary

Number of athletes on this list: 11; Total number of athletes: 11; Targets available: 20

Legend

WR	**World Record**	**Rk**	**Rank**	**FP**	**Firing Point**
Bib No	**Bib Number**	**Nat**	**Nation**	**DR**	**Deaflympics Record**

FINAL RESULTS

50m RIFLE PRONE WOMEN

FINALS

FRI 28 JUL 2017, START TIME 14:00

Records

WR	207,0 Yulia CHURSINA (RUS)

Rk	Bib No	Name	Nat	1st. Comp. Stage		2nd Competition Stage - Elimination						Total	Remarks
1	118		RUS	**30.7**	**60.6**	**81.9**	**102.9**	**122.6**	**143.7**	**164.1**	**184.0**	**204.8**	DR
		Daria Bulavina		10.4	9.4	10.6	10.6	10.0	10.5	10.4	9.8	10.4	
				10.5	10.1	10.7	10.4	9.7	10.6	10.0	10.1	10.4	
				9.8	10.4								
2	115		GER	**30.6**	**61.2**	**82.1**	**101.7**	**122.4**	**143.2**	**163.8**	**183.5**	**203.6**	
		Melanie Stabel		10.6	9.6	10.5	9.4	10.3	10.1	10.3	9.7	10.6	
				9.9	10.7	10.4	10.2	10.4	10.7	10.3	10.0	9.5	
				10.1	10.3								
3	121		KOR	**30.2**	**60.2**	**81.3**	**101.2**	**122.1**	**141.6**	**162.1**		**181.3**	
		Goh Woon Kim		9.7	9.9	10.7	10.1	10.3	9.8	9.9	9.3		
				10.3	9.8	10.4	9.8	10.6	9.7	10.6	9.9		
				10.2	10.3								
4	120		HUN	**30.0**	**59.5**	**80.6**	**101.2**	**121.2**	**141.5**			**161.6**	
		Mira Z. Biatovszki		9.9	9.7	10.5	10.4	9.3	10.3	10.4			
				10.6	9.3	10.6	10.2	10.7	10.0	9.7			
				9.5	10.5								
5	119		UKR	**28.9**	**57.8**	**77.2**	**97.8**	**118.4**				**138.3**	
		Violeta Lykova		9.6	9.6	9.6	10.8	10.2	10.0				
				10.6	9.9	9.8	9.8	10.4	9.9				
				8.7	9.4								
6	114		UKR	**27.7**	**57.7**	**77.0**	**96.2**					**115.3**	
		Svitlana Yatsenko		7.5	10.6	9.9	9.9	9.9					
				9.9	10.1	9.4	9.3	9.2					
				10.3	9.3								
7	116		RUS	**30.1**	**60.2**	**77.9**						**95.9**	
		Yulia Chursina		9.8	10.0	8.5	8.4						
				10.2	10.1	9.2	9.6						
				10.1	10.0								
8	117		SRB	**28.6**	**56.2**							**76.7**	
		Gordana M. Mucibabic		10.2	9.6	10.3							
				8.8	8.4	10.2							
				9.6	9.6								

Daily Match Information - Results Summary

As of WED 19 JUL 2017 at 18:42

19 JUL 2017

Event	Round	Name		Name	Results
			Court 1		
MS	R64	KAJISHITA Reiki (JPN)	d.	LINGAPURAM Sai Chandan (IND)	6 - 2, 6 - 1
MS	R64	CAZAUX Samuel (FRA)	d.	AYDIN Mahmut Can (TUR)	6 - 3, 6 - 2
MID	R32	DANIELS / WU (USA)	d.	ABRAMOV / GRIN (RUS)	7 - 6(2), 6 - 0
			Court 2		
MS	R64	HONG Martin (CAN)	d.	DANIELS Christopher (USA)	6 - 2, 6 - 2
MS	R64	ABRAMOV Vladislav Sergeevich (RU	d.	TIGRERO Steeven Marcelo (ECU)	6 - 2, 6 - 4
MID	R32	YANG / CAI (CHN)	d.	GORMEZ / MURSITOGLU (TUR)	6 - 0, 6 - 0
			Court 3		
MS	R64	HAYAT Esah (GBR)	d.	YANG Zengbao (CHN)	6 - 2, 6 - 4, 0 - 0
MS	R64	LUTSKY Gabriel (ISR)	d.	CLIFTON Tobias (GBR)	6 - 0, 6 - 2
MID	R32	LUTSKY / ASHKENAZY (ISR)	d.	ANBURAJ / JAISWAL (IND)	6 - 0, 6 - 1
			Court 4		
MS	R64	YESILOVA Sercan (TUR)	d.	SASAJIMA Kohta (JPN)	5 - 7, 6 - 2, 6 - 4
MS	R64	YILMAZ Ismail Hakki (TUR)	d.	DUBEY Dhananjay (IND)	0 - 6
MID	R32	HU / YAO (CHN)	d.	DUBEY / DUDEJA (IND)	6 - 2, 6 - 0
			Court 5		
MS	R64	KUZBINSKI Aaron Paolo (ITA)	d.	LIKHAREV Sergey (RUS)	6 - 0, 6 - 2
MS	R64	OYAMATSU Naoto (JPN)	d.	ANBURAJ Joshua Andrew (IND)	6 - 0, 6 - 0
MID	R32	CAZAUX / BENEY (FRA)	d.	LINGAPURAM / VIDISHA (IND)	6 - 2, 7 - 5
			Court 6		
MID	R32	KUZBINSKI / BASSINI (ITA)	d.	HONG / SABBAGH (CAN)	7 - 5, 7 - 5

LEGEND

F	Finals	**MD**	Men's Doubles	**MS**	Men's Singles	**MT**	Men's Team	**PR**	Preliminary
QF	Quarterfinals	**Rn**	Round	**SF**	Semifinals	**WD**	Women's Doubles	**WS**	Women's Singles
WT	Women's Team								

Daily Match Information - Results Summary

As of THU 20 JUL 2017 at 17:13

20 JUL 2017

Event	Round	Name		Name	Results
			Court 1		
MS	R32	MATHE Gabor (HUN)	d.	KAJISHITA Reiki (JPN)	6 - 0, 6 - 2
MS	R32	SCHAEFFER Sebastian (GER)	d.	ABRAMOV Vladislav Sergeevich (RU	6 - 0, 6 - 0
WS	R32	JAFREEN Shaik (IND)	d.	KOL Bercem (TUR)	6 - 0, 6 - 3
WS	R32	GRIN Anastasiya (RUS)	d.	YAO Dongling (CHN)	6 - 2, 6 - 2
			Court 2		
MS	R32	CLIFTON Jack Alexander (GBR)	d.	GORMEZ Necati (TUR)	6 - 0, 6 - 0
MS	R32	SMEDEK Jaroslav (CZE)	d.	FLETCHER Lewis Gordon (GBR)	6 - 0, 6 - 2
MS	R32	WANG Chun-Wei (TPE)	d.	HU Lihua (CHN)	6 - 2, 6 - 2
WS	R32	ANUCHINA Angelina Antonovna (RUS	d.	BOULESTREAU Lucie (FRA)	6 - 2, 6 - 3
WS	R32	BANGUOGLU Tutem (TUR)	d.	BASSINI Giulia (ITA)	6 - 3, 6 - 2
			Court 3		
MS	R32	VAZQUEZ Andres Sebastian (ECU)	d.	HONG Martin (CAN)	6 - 1, 6 - 1
MS	R32	TOEDTER Hans (GER)	d.	LUTSKY Gabriel (ISR)	6 - 3, 6 - 1
WS	R32	KALOGEROPOULOU Vasiliki (GRE)	d.	MATIAS Mariana Teles (BRA)	6 - 3, 6 - 4
			Court 4		
MS	R32	NOVELLI Vincent (FRA)	d.	HAYAT Esah (GBR)	6 - 3, 7 - 6(3)
WS	R32	WU Amanda (USA)	d.	CAI Li (CHN)	6 - 0, 6 - 1
MD	R32	MATHE / VARKOLY (HUN)	d.	GORMEZ / YILMAZ (TUR)	6 - 0, 6 - 1
			Court 5		
MS	R32	BREITENBERGER Urs Ferdinand (G	d.	KUZBINSKI Aaron Paolo (ITA)	6 - 0, 6 - 0
MS	R32	KARGL Mario (AUT)	d.	OYAMATSU Naoto (JPN)	6 - 3, 6 - 1
WS	R32	SAKI Asuman (TUR)	d.	JAISWAL Madhu (IND)	6 - 1, 6 - 3
			Court 6		
MS	R32	SEKHAR Prithvi (IND)	d.	REVIN Iaroslav Sergeevich (RUS)	6 - 2, 6 - 1
MS	R32	MATSUSHITA Tetsuya (JPN)	d.	VARKOLY Gabor (HUN)	6 - 1, 6 - 0
WS	R32	LIN Chia-Wen (TPE)	d.	SABBAGH Shayla (CAN)	6 - 0, 6 - 0
MD	R32	HU / YANG (CHN)	d.	HAYAT / CLIFTON (GBR)	6 - 0, 6 - 1
			Court 7		
MS	R32	GRAVOGL Robert (AUT)	d.	PROCHAZKA Vit (CZE)	6 - 0, 6 - 0
MS	R32	LAURENT Mikael Alix (FRA)	d.	DUBEY Dhananjay (IND)	6 - 1, 6 - 0
WS	R32	ASHKENAZY Rotem (ISR)	d.	VIDISHA Vidisha (IND)	6 - 2, 6 - 2
WS	R32	BENEY Marine (FRA)	d.	GUPTA Parul (IND)	5 - 0
			Court 8		
MS	R32	KEGL Marino (SLO)	d.	YESILOVA Sercan (TUR)	6 - 0, 6 - 0
MS	R32	PANYUSHKIN Egor Alexandrovich (R	d.	CAZAUX Samuel (FRA)	6 - 0, 6 - 2
WS	R32	COUDON Aurelie (FRA)	d.	MURSITOGLU Beste (TUR)	6 - 0, 6 - 0

LEGEND

F	Finals	**MD**	Men's Doubles	**MS**	Men's Singles	**MT**	Men's Team	**PR**	Preliminary
QF	Quarterfinals	**Rn**	Round	**SF**	Semifinals	**WD**	Women's Doubles	**WS**	Women's Singles
WT	Women's Team								

Daily Match Information - Current Results

As of FRI 21 JUL 2017 at 18:31

21 JUL 2017

Event	Round	Name		Name	Results
			Court 1		
			Starting at 10:00		
MD	R16	SCHAEFFER / KRIEG (GER)	d.	DUBEY / ANBURAJ (IND)	6 - 1, 6 - 0
			Followed by		
MD	R16	KAJISHITA / OYAMATSU (JPN)	d.	YESILOVA / AYDIN (TUR)	6 - 1, 6 - 2
			Not before 15:00		
MID	R16	REVIN / CHUMAK (RUS)	d.	YILMAZ / KOL (TUR)	6 - 0, 6 - 0
			Court 2		
			Starting at 10:00		
MD	R16	LAURENT / NOVELLI (FRA)	d.	MATHE / VARKOLY (HUN)	6 - 2, 6 - 0
			Followed by		
MD	R16	BREITENBERGER / TOEDTER (GER	d.	HU / YANG (CHN)	6 - 4, 7 - 6(3)
			Not before 15:00		
MID	R16	COUDON / NOVELLI (FRA)	d.	HU / YAO (CHN)	7 - 5, 6 - 4
			Followed by		
MID	R16	WANG / HO (TPE)	d.	LUTSKY / ASHKENAZY (ISR)	6 - 1, 6 - 0
			Court 3		
			Starting at 10:00		
MD	R16	FLETCHER / CLIFTON (GBR)	d.	MATSUSHITA / SASAJIMA (JPN)	6 - 1, 7 - 6(3)
			Followed by		
DS	QF	BANGUOGLU / SAKI (TUR)	d.	CAI / YAO (CHN)	6 - 3, 6 - 3
			Not before 15:00		
MID	R16	SCHAEFFER / FLECKENSTEIN (GE	d.	CAZAUX / BENEY (FRA)	5 - 7, 7 - 6(2), 7 - 5
			Court 4		
			Starting at 10:00		
MD	R16	PANYUSHKIN / REVIN (RUS)	d.	PROCHAZKA / SMEDEK (CZE)	6 - 3, 6 - 2
			Followed by		
DS	QF	HO / LIN (TPE)	d.	JAFREEN / VIDISHA (IND)	6 - 0, 6 - 0
			Not before 15:00		
MID	R16	PANYUSHKIN / SMIRNOVA (RUS)	d.	YANG / CAI (CHN)	6 - 0, 6 - 1
			Followed by		
MID	R16	YESILOVA / SAKI (TUR)	d.	LIKHAREV / ANUCHINA (RUS)	6 - 4, 6 - 2
			Court 5		
			Starting at 10:00		
MD	R16	SEKHAR / LINGAPURAM (IND)	d.	VAZQUEZ / TIGRERO (ECU)	6 - 3, 6 - 2
			Followed by		
DS	QF	GUPTA / JAISWAL (IND)	d.	MURSITOGLU / KOL (TUR)	6 - 0, 6 - 0
			Not before 15:00		
MID	R16	KUZBINSKI / BASSINI (ITA)	d.	AYDIN / BANGUOGLU (TUR)	6 - 1, 7 - 6(6)
			Court 6		
			Starting at 10:00		
MD	R16	GRAVOGL / KARGL (AUT)	d.	ABRAMOV / LIKHAREV (RUS)	6 - 0, 6 - 2
			Followed by		
DS	QF	BENEY / COUDON (FRA)	d.	GRIN / CHUMAK (RUS)	6 - 0, 6 - 1
			Not before 15:00		
MID	R16	SEKHAR / JAFREEN (IND)	d.	DANIELS / WU (USA)	7 - 5, 6 - 2

Daily Match Information - Current Results

As of SAT 22 JUL 2017 at 12:15

22 JUL 2017

Event	Round	Name		Name	Results
			Court 1		
			Starting at 10:00		
MS	R16	MATHE Gabor (HUN)	d.	CLIFTON Jack Alexander (GBR)	6 - 2, 6 - 1
			Followed by		
MS	R16	LAURENT Mikael Alix (FRA)	d.	MATSUSHITA Tetsuya (JPN)	6 - 2, 6 - 1
			Not before 14:00		
WS	R16	HO Chiu-Mei (TPE)	d.	ANUCHINA Angelina Antonovna (RUS	6 - 0, 6 - 1
			Followed by		
WS	R16	BENEY Marine (FRA)	d.	GRIN Anastasiya (RUS)	6 - 4, 6 - 0
WS	R16	COUDON Aurelie (FRA)	d.	CHUMAK Anastasia (RUS)	6 - 0, 6 - 1
			Court 2		
			Starting at 10:00		
MS	R16	SEKHAR Prithvi (IND)	d.	NOVELLI Vincent (FRA)	6 - 3, 7 - 5
			Followed by		
MS	R16	SMEDEK Jaroslav (CZE)	d.	SCHAEFFER Sebastian (GER)	6 - 4, 6 - 0
			Not before 14:00		
WS	R16	KALOGEROPOULOU Vasiliki (GRE)	d.	JAFREEN Shaik (IND)	2 - 6, 6 - 4, 6 - 3
			Court 3		
			Starting at 10:00		
MS	R16	VAZQUEZ Andres Sebastian (ECU)	d.	BREITENBERGER Urs Ferdinand (G	3 - 6, 7 - 5, 6 - 2
			Followed by		
MS	R16	KARGL Mario (AUT)	d.	TOEDTER Hans (GER)	6 - 3, 6 - 1
			Not before 14:00		
WS	R16	SMIRNOVA Polina (RUS)	d.	SAKI Asuman (TUR)	6 - 1, 6 - 2
			Followed by		
WS	R16	LIN Chia-Wen (TPE)	d.	ASHKENAZY Rotem (ISR)	6 - 1, 6 - 1
			Court 4		
			Starting at 10:00		
MS	R16	KEGL Marino (SLO)	d.	GRAVOGL Robert (AUT)	6 - 3, 6 - 2
			Followed by		
MS	R16	PANYUSHKIN Egor Alexandrovich (R	d.	WANG Chun-Wei (TPE)	6 - 1, 6 - 0
			Not before 14:00		
WS	R16	JANOSIKOVA Jana (SVK)	d.	WU Amanda (USA)	6 - 2, 6 - 2
			Followed by		
WS	R16	FLECKENSTEIN Verena (GER)	d.	BANGUOGLU Tutem (TUR)	6 - 1, 6 - 1

LEGEND

F	Finals	**MD**	Men's Doubles	**MS**	Men's Singles	**MT**	Men's Team	**PR**	Preliminary
QF	Quarterfinals	**Rn**	Round	**SF**	Semifinals	**WD**	Women's Doubles	**WS**	Women's Singles
WT	Women's Team								

Daily Match Information - Current Results

As of SUN 23 JUL 2017 at 16:32

23 JUL 2017

Event	Round	Name		Name	Results
			Court 1		
			Starting at 10:00		
MD	QF	GRAVOGL / KARGL (AUT)	d.	SEKHAR / LINGAPURAM (IND)	6 - 2, 6 - 3
			Starting at 14:00		
MID	QF	SEKHAR / JAFREEN (IND)	d.	KUZBINSKI / BASSINI (ITA)	6 - 0, 6 - 4
			Court 2		
			Starting at 10:00		
MD	QF	PANYUSHKIN / REVIN (RUS)	d.	FLETCHER / CLIFTON (GBR)	7 - 6(2), 3 - 6, 6 - 4
			Starting at 14:00		
MID	QF	COUDON / NOVELLI (FRA)	d.	REVIN / CHUMAK (RUS)	6 - 2, 6 - 2
			Court 3		
			Starting at 10:00		
MD	QF	LAURENT / NOVELLI (FRA)	d.	SCHAEFFER / KRIEG (GER)	7 - 6(2), 6 - 4
			Starting at 14:00		
MID	QF	PANYUSHKIN / SMIRNOVA (RUS)	d.	SCHAEFFER / FLECKENSTEIN (GE	6 - 4, 4 - 2
			Court 4		
			Starting at 10:00		
MD	QF	BREITENBERGER / TOEDTER (GER	d.	KAJISHITA / OYAMATSU (JPN)	6 - 4, 6 - 1
			Starting at 14:00		
MID	QF	WANG / HO (TPE)	d.	YESILOVA / SAKI (TUR)	6 - 1, 7 - 5

LEGEND

F	Finals	**MD**	Men's Doubles	**MS**	Men's Singles	**MT**	Men's Team	**PR**	Preliminary
QF	Quarterfinals	**Rn**	Round	**SF**	Semifinals	**WD**	Women's Doubles	**WS**	Women's Singles
WT	Women's Team								

Daily Match Information - Current Results

As of MON 24 JUL 2017 at 17:49

24 JUL 2017

Event	Round	Name		Name	Results
			Court 1		
			Not before 15:00		
WS	QF	HO Chiu-Mei (TPE)	d.	KALOGEROPOULOU Vasiliki (GRE)	6 - 2, 6 - 2
			Court 2		
			Starting at 10:00		
MS	QF	KEGL Marino (SLO)	d.	SEKHAR Prithvi (IND)	6 - 3, 6 - 2
			Followed by		
MS	QF	PANYUSHKIN Egor Alexandrovich (RUS)	d.	KARGL Mario (AUT)	7 - 5, 6 - 4
			Not before 15:00		
WS	QF	FLECKENSTEIN Verena (GER)	d.	BENEY Marine (FRA)	6 - 3, 6 - 4
			Court 3		
			Starting at 10:00		
MS	QF	SMEDEK Jaroslav (CZE)	d.	LAURENT Mikael Alix (FRA)	7 - 5, 6 - 3
			Not before 15:00		
WS	QF	SMIRNOVA Polina (RUS)	d.	JANOSIKOVA Jana (SVK)	6 - 2, 6 - 1
			Court 4		
			Followed by		
MS	QF	VAZQUEZ Andres Sebastian (ECU)	d.	MATHE Gabor (HUN)	6 - 4, 6 - 3
			Not before 15:00		
WS	QF	LIN Chia-Wen (TPE)	d.	COUDON Aurelie (FRA)	6 - 3, 6 - 1

LEGEND

F	Finals	**MD**	Men's Doubles	**MS**	Men's Singles	**MT**	Men's Team	**PR**	Preliminary
QF	Quarterfinals	**Rn**	Round	**SF**	Semifinals	**WD**	Women's Doubles	**WS**	Women's Singles
WT	Women's Team								

Daily Match Information - Current Results

As of TUE 25 JUL 2017 at 16:43

25 JUL 2017

Event	Round	Name		Name	Results
			Court 1		
			Starting at 10:00		
DS	SF	BENEY / COUDON (FRA)	d.	GUPTA / JAISWAL (IND)	6 - 1, 6 - 1
			Court 2		
			Starting at 10:00		
MD	SF	BREITENBERGER / TOEDTER (GER)	d.	GRAVOGL / KARGL (AUT)	6 - 2, 6 - 4
			Not before 15:00		
MID	SF	COUDON / NOVELLI (FRA)	d.	SEKHAR / JAFREEN (IND)	6 - 2, 7 - 5
			Court 3		
			Starting at 10:00		
MD	SF	LAURENT / NOVELLI (FRA)	d.	PANYUSHKIN / REVIN (RUS)	7 - 5, 6 - 2
			Followed by		
MID	SF	PANYUSHKIN / SMIRNOVA (RUS)	d.	WANG / HO (TPE)	6 - 4, 6 - 1
			Court 4		
			Starting at 10:00		
DS	SF	HO / LIN (TPE)	d.	BANGUOGLU / SAKI (TUR)	6 - 0, 6 - 1

LEGEND

F	Finals	**MD**	Men's Doubles	**MS**	Men's Singles	**MT**	Men's Team	**PR**	Preliminary
QF	Quarterfinals	**Rn**	Round	**SF**	Semifinals	**WD**	Women's Doubles	**WS**	Women's Singles
WT	Women's Team								

Daily Match Information - Current Results

As of WED 26 JUL 2017 at 13:28

26 JUL 2017

Event	Round	Name		Name	Results
			Court 1		
			Starting at 10:00		
MS	SF	VAZQUEZ Andres Sebastian (ECU)	d.	KEGL Marino (SLO)	6 - 3, 4 - 6, 6 - 4
			Court 2		
			Starting at 10:00		
WS	SF	SMIRNOVA Polina (RUS)	d.	HO Chiu-Mei (TPE)	6 - 4, 1 - 6, 6 - 1
			Court 3		
			Starting at 10:00		
WS	SF	LIN Chia-Wen (TPE)	d.	FLECKENSTEIN Verena (GER)	6 - 1, 6 - 1
			Court 4		
			Starting at 10:00		
MS	SF	SMEDEK Jaroslav (CZE)	d.	PANYUSHKIN Egor Alexandrovich (RUS)	7 - 6(5), 6 - 0

LEGEND

F	Finals	**MD**	Men's Doubles	**MS**	Men's Singles	**MT**	Men's Team	**PR**	Preliminary
QF	Quarterfinals	**Rn**	Round	**SF**	Semifinals	**WD**	Women's Doubles	**WS**	Women's Singles
WT	Women's Team								

Daily Match Information - Current Results

As of THU 27 JUL 2017 at 17:29

27 JUL 2017

Event	Round	Name		Name	Results
			Court 1		
			Starting at 10:00		
MD	F3	GRAVOGL / KARGL (AUT)	d.	PANYUSHKIN / REVIN (RUS)	7 - 5, 4 - 6, 6 - 3
			Court 2		
			Starting at 10:00		
DS	F3	BANGUOGLU / SAKI (TUR)	d.	GUPTA / JAISWAL (IND)	6 - 3, 6 - 2
			Court 3		
			Starting at 10:00		
MD	F	LAURENT / NOVELLI (FRA)	d.	BREITENBERGER / TOEDTER (GER)	7 - 6(3), 4 - 6, 6 - 3
			Not Before 15:00		
MID	F	PANYUSHKIN / SMIRNOVA (RUS)	d.	COUDON / NOVELLI (FRA)	7 - 5, 6 - 0
			Court 4		
			Starting at 10:00		
DS	F	HO / LIN (TPE)	d.	BENEY / COUDON (FRA)	6 - 1, 6 - 4
			Not Before 15:00		
MID	F3	SEKHAR / JAFREEN (IND)	d.	WANG / HO (TPE)	6 - 4, 6 - 3

LEGEND

F	Finals	**MD**	Men's Doubles	**MS**	Men's Singles	**MT**	Men's Team	**PR**	Preliminary
QF	Quarterfinals	**Rn**	Round	**SF**	Semifinals	**WD**	Women's Doubles	**WS**	Women's Singles
WT	Women's Team								

Daily Match Information - Results Summary

As of THU 27 JUL 2017 at 16:20

28 JUL 2017

Event	Round	Name		Name	Results
			Court 1		
WS	F3	HO Chiu-Mei (TPE)	d.	FLECKENSTEIN Verena (GER)	6 - 0, 6 - 2
			Court 2		
MS	F3	PANYUSHKIN Egor Alexandrovich (RUS)	d.	KEGL Marino (SLO)	6 - 3, 6 - 0
			Court 3		
MS	F	SMEDEK Jaroslav (CZE)	d.	VAZQUEZ Andres Sebastian (ECU)	6 - 1, 7 - 5
			Court 4		
WS	F	LIN Chia-Wen (TPE)	d.	SMIRNOVA Polina (RUS)	6 - 2, 6 - 2

LEGEND

F	Finals	**MD**	Men's Doubles	**MS**	Men's Singles	**MT**	Men's Team	**PR**	Preliminary
QF	Quarterfinals	**Rn**	Round	**SF**	Semifinals	**WD**	Women's Doubles	**WS**	Women's Singles
WT	Women's Team								

Medallists by event

As of THU 27 JUL 2017 at 17:42

After 5 of 5 events

Event Name	Date	Medal	Name	NOC Code
Women Singles	FRI 28 JUL 2017	GOLD	LIN Chia-Wen	TPE
		SILVER	SMIRNOVA Polina	RUS
		BRONZE	HO Chiu-Mei	TPE
Men Singles	FRI 28 JUL 2017	GOLD	SMEDEK Jaroslav	CZE
		SILVER	VAZQUEZ Andres Sebastian	ECU
		BRONZE	PANYUSHKIN Egor Alexandrovich	RUS
Women Doubles	THU 27 JUL 2017	GOLD	HO Chiu-Mei LIN Chia-Wen	TPE
		SILVER	BENEY Marine COUDON Aurelie	FRA
		BRONZE	BANGUOGLU Tutem SAKI Asuman	TUR
Men Doubles	THU 27 JUL 2017	GOLD	LAURENT Mikael Alix NOVELLI Vincent	FRA
		SILVER	BREITENBERGER Urs Ferdinand TOEDTER Hans	GER
		BRONZE	GRAVOGL Robert KARGL Mario	AUT
Mixed Doubles	THU 27 JUL 2017	GOLD	PANYUSHKIN Egor Alexandrovich SMIRNOVA Polina	RUS
		SILVER	COUDON Aurelie NOVELLI Vincent	FRA
		BRONZE	JAFREEN Shaik SEKHAR Prithvi	IND

Medallists

As of FRI 28 JUL 2017 at 11:45

Medal	Name	NOC
GOLD	SMEDEK Jaroslav	CZE - Czech Republic
SILVER	VAZQUEZ Andres Sebastian	ECU - Ecuador
BRONZE	PANYUSHKIN Egor Alexandrovich	RUS - Russia

Draw

As of WED 26 JUL 2017 at 13:48



LEGEND

ALT Alternate **W/O** Walk-Over

Report Created WED 26 JUL 2017 13:48

Draw

As of WED 26 JUL 2017 at 13:48



LEGEND

ALT Alternate **W/O** Walk-Over

Report Created WED 26 JUL 2017 13:48

WED 19 JUL 2017

Scorecard - Single

W	KUZBINSKI Aaron Paolo	ITA	6	6
	LIKHAREV Sergey	RUS	0	2
	Match duration: 00h32min		0min	32min

Court	Court 5	Scoring Rule	Normal Set Match
Chair Umpire		Match Code	MS038
Started	10:20	Finished	00:00

LEGEND

- Ace - 1st Server
- Point to receiver - 2nd serve
- W Winner
- Ace - 2nd Server
- Point to server - 1st serve
- Double Fault
- Point to server - 2nd serve
- Point to receiver - 1st serve
- Service Break

WED 19 JUL 2017

Match Statistics

W				
W	**KUZBINSKI Aaron Paolo**	**ITA**	**6**	**6**
	LIKHAREV Sergey	RUS	0	2
		Match duration: 00h32min	0min	32min

Court 5

Chair Umpire:

KUZBINSKI Aaron Paolo					LIKHAREV Sergey			
1st Set	2nd Set	3rd Set	**Total**		1st Set	2nd Set	3rd Set	**Total**
0	0		**0**	total aces	0	0		**0**
0	2		**2**	double faults	0	0		**0**
12/12	16/23		**28/35**	1st serve	13/13	12/19		**25/32**
(100%)	(70%)		**(80%)**		(100%)	(63%)		**(78%)**
0	0		**0**	Aces on 1st serve	0	0		**0**
12/12	10/16		**22/28**	Points on 1st serve	1/13	7/12		**8/25**
(100%)	(62%)		**(79%)**		(8%)	(58%)		**(32%)**
0/0	5/7		**5/7**	2nd serve	0/0	7/7		**7/7**
(0%)	(71%)		**(71%)**		(0%)	(100%)		**(100%)**
0	0		**0**	Aces on 2nd serve	0	0		**0**
0/0	2/7		**2/7**	Points on 2nd serve	0/0	0/7		**0/7**
(0%)	(29%)		**(29%)**		(0%)	(0%)		**(0%)**
12/13	12/19		**24/32**	Receiv points won	0/12	11/23		**11/35**
(92%)	(63%)		**(75%)**		(0%)	(48%)		**(31%)**
3/3	3/4		**6/7**	Break point convers	0/0	1/2		**1/2**
(100%)	(75%)		**(86%)**		(0%)	(50%)		**(50%)**
24	24		**48**	Total points won	1	18		**19**

LEGEND

* Server **RET** Retired **W** Winner

WED 19 JUL 2017

Scorecard - Single

	TIGRERO Steeven Marcelo	ECU	2	4
W	**ABRAMOV Vladislav Sergeevich**	**RUS**	**6**	**6**
	Match duration: 01h20min		32min	48min

Court	Court 2	Scoring Rule	Normal Set Match
Chair Umpire		Match Code	MS049
Started	10:51	Finished	00:00

LEGEND

- Ace - 1st Server
- Point to receiver - 2nd serve
- W Winner
- Ace - 2nd Server
- Point to server - 1st serve
- Double Fault
- Point to server - 2nd serve
- Point to receiver - 1st serve
- Service Break

WED 19 JUL 2017

Match Statistics

	TIGRERO Steeven Marcelo	ECU	2	4
W	**ABRAMOV Vladislav Sergeevich**	**RUS**	**6**	**6**
		Match duration: 01h20min	32min	48min

Court 2

Chair Umpire:

TIGRERO Steeven Marcelo					ABRAMOV Vladislav Sergeevich			
1st Set	2nd Set	3rd Set	**Total**		1st Set	2nd Set	3rd Set	**Total**
0	0		**0**	total aces	0	0		**0**
2	5		**7**	double faults	2	1		**3**
15/25	27/44		**42/69**	1st serve	17/26	13/24		**30/50**
(60%)	(61%)		**(61%)**		(65%)	(54%)		**(60%)**
0	0		**0**	Aces on 1st serve	0	0		**0**
8/15	17/27		**25/42**	Points on 1st serve	14/17	7/13		**21/30**
(53%)	(63%)		**(60%)**		(82%)	(54%)		**(70%)**
8/10	12/17		**20/27**	2nd serve	7/9	10/11		**17/20**
(80%)	(71%)		**(74%)**		(78%)	(91%)		**(85%)**
0	0		**0**	Aces on 2nd serve	0	0		**0**
5/10	3/17		**8/27**	Points on 2nd serve	4/9	4/11		**8/20**
(50%)	(18%)		**(30%)**		(44%)	(36%)		**(40%)**
8/26	13/24		**21/50**	Receiv points won	12/25	24/44		**36/69**
(31%)	(54%)		**(42%)**		(48%)	(55%)		**(52%)**
0/1	2/3		**2/4**	Break point convers	2/4	3/7		**5/11**
(0%)	(67%)		**(50%)**		(50%)	(43%)		**(45%)**
21	33		**54**	Total points won	30	35		**65**

LEGEND

* Server **RET** Retired **W** Winner

THU 20 JUL 2017

Scorecard - Single

	REVIN Iaroslav Sergeevich	RUS	2	1
W	**SEKHAR Prithvi**	**IND**	**6**	**6**
		Match duration: 01h12min	41min	31min

Court	Court 6	Scoring Rule	Normal Set Match
Chair Umpire		Match Code	MS021
Started	09:02	Finished	00:00

1st Set

Game 1: REVIN Iaroslav Sergeevich — Rela 1, SePr 0

1 2 3 4 5 6 7 8 9 10

Game 2: SEKHAR Prithvi — Rela 1, SePr 1

11 12 13 14 15 16 17 18 19 20 21 22 23 24

Game 3: REVIN Iaroslav Sergeevich — Rela 1, SePr 2

25 26 27 28 29 30 31 32 33 34

Game 4: SEKHAR Prithvi — Rela 1, SePr 3

35 36 37 38 39

Game 5: REVIN Iaroslav Sergeevich — Rela 2, SePr 3

40 41 42 43

Game 6: SEKHAR Prithvi — Rela 2, SePr 4

44 45 46 47 48

Game 7: REVIN Iaroslav Sergeevich — Rela 2, SePr 5

49 50 51 52 (D) 53 54

Game 8: SEKHAR Prithvi — Rela 2, SePr 6

55 56 57 58

2nd Set

Game 1: REVIN Iaroslav Sergeevich — Rela 0, SePr 1

59 60 61 62 63 64

Game 2: SEKHAR Prithvi — Rela 0, SePr 2

65 66 67 68 69 70

THU 20 JUL 2017

Scorecard - Single

Game 3: REVIN Iaroslav Sergeevich

Rela	SePr
0	3

71	72	73	74	75
			D	

Game 4: SEKHAR Prithvi

Rela	SePr
0	4

76	77	78	79	80	81

Game 5: REVIN Iaroslav Sergeevich

Rela	SePr
0	5

82	83	84	85	86

Game 6: SEKHAR Prithvi

Rela	SePr
1	5

87	88	89	90	91
	D			

Game 7: REVIN Iaroslav Sergeevich

Rela	SePr
1	6

92	93	94	95	96	97	98	99

LEGEND

- A — Ace - 1st Server
- Point to receiver - 2nd serve
- W — Winner
- A — Ace - 2nd Server
- Point to server - 1st serve
- D — Double Fault
- Point to server - 2nd serve
- Point to receiver - 1st serve
- Service Break

THU 20 JUL 2017

Match Statistics

	REVIN Iaroslav Sergeevich	RUS	2	1
W	**SEKHAR Prithvi**	**IND**	**6**	**6**
		Match duration: 01h12min	41min	31min

Court 6

Chair Umpire:

REVIN Iaroslav Sergeevich					SEKHAR Prithvi			
1st Set	2nd Set	3rd Set	**Total**		1st Set	2nd Set	3rd Set	**Total**
0	0		**0**	total aces	0	0		**0**
1	1		**2**	double faults	0	1		**1**
19/30	14/24		**33/54**	1st serve	17/28	5/17		**22/45**
(63%)	(58%)		**(61%)**		(61%)	(29%)		**(49%)**
0	0		**0**	Aces on 1st serve	0	0		**0**
10/19	5/14		**15/33**	Points on 1st serve	12/17	3/5		**15/22**
(53%)	(36%)		**(45%)**		(71%)	(60%)		**(68%)**
10/11	9/10		**19/21**	2nd serve	11/11	11/12		**22/23**
(91%)	(90%)		**(90%)**		(100%)	(92%)		**(96%)**
0	0		**0**	Aces on 2nd serve	0	0		**0**
6/11	2/10		**8/21**	Points on 2nd serve	8/11	6/12		**14/23**
(55%)	(20%)		**(38%)**		(73%)	(50%)		**(61%)**
8/28	8/17		**16/45**	Receiv points won	14/30	17/24		**31/54**
(29%)	(47%)		**(36%)**		(47%)	(71%)		**(57%)**
0/3	1/1		**1/4**	Break point convers	2/4	4/5		**6/9**
(0%)	(100%)		**(25%)**		(50%)	(80%)		**(67%)**
24	15		**39**	Total points won	34	26		**60**

	1st Set								2nd Set							
REVIN Iaroslav Sergeevich	*1	1	*1	1	*2	2	*2	2	*0	0	*0	0	*0	1	*1	
SEKHAR Prithvi	0	*1	2	*3	3	*4	5	*6	1	*2	3	*4	5	*5	6	

LEGEND

* Server **RET** Retired **W** Winner

Report Created THU 20 JUL 2017 10:27

THU 20 JUL 2017

Scorecard - Single

W				
	SCHAEFFER Sebastian	**GER**	**6**	**6**
	ABRAMOV Vladislav Sergeevich	RUS	0	0
	Match duration: 00h44min		22min	22min

Court	Court 1	Scoring Rule	Normal Set Match
Chair Umpire		Match Code	MS024
Started	10:22	Finished	00:00

1st Set

Game 1: ABRAMOV Vladislav Sergeevich — ScSe 1 — AbVl 0

1 2 3 4

Game 2: SCHAEFFER Sebastian — ScSe 2 — AbVl 0

5 6 7 8 9 10 11 12 13 14

Game 3: ABRAMOV Vladislav Sergeevich — ScSe 3 — AbVl 0

15 16 D 17 18 19 20 21 22 23 24 25 26 27 D 28

Game 4: SCHAEFFER Sebastian — ScSe 4 — AbVl 0

29 30 31 32 D 33 34

Game 5: ABRAMOV Vladislav Sergeevich — ScSe 5 — AbVl 0

35 36 D 37 38

Game 6: SCHAEFFER Sebastian — ScSe 6 — AbVl 0

39 40 41 42

2nd Set

Game 1: ABRAMOV Vladislav Sergeevich — ScSe 1 — AbVl 0

43 44 45 46 47 D 48

Game 2: SCHAEFFER Sebastian — ScSe 2 — AbVl 0

49 50 51 52 53 54 55 56

Game 3: ABRAMOV Vladislav Sergeevich — ScSe 3 — AbVl 0

57 58 59 60 D 61

Game 4: SCHAEFFER Sebastian — ScSe 4 — AbVl 0

62 63 64 65

Report Created THU 20 JUL 2017 12:01

THU 20 JUL 2017

Scorecard - Single

Game 5: ABRAMOV Vladislav Sergeevich	ScSe	AbVl
	5	0



Game 6: SCHAEFFER Sebastian	ScSe	AbVl
	6	0

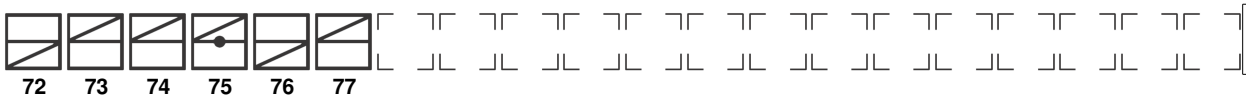

LEGEND

- A — Ace - 1st Server
- Point to receiver - 2nd serve
- W — Winner
- A — Ace - 2nd Server
- Point to server - 1st serve
- D — Double Fault
- Point to server - 2nd serve
- Point to receiver - 1st serve
- Service Break

THU 20 JUL 2017

Match Statistics

W				
W	**SCHAEFFER Sebastian**	**GER**	**6**	**6**
	ABRAMOV Vladislav Sergeevich	RUS	0	0
	Match duration: 00h44min		22min	22min

Court 1

Chair Umpire:

SCHAEFFER Sebastian					ABRAMOV Vladislav Sergeevich			
1st Set	2nd Set	3rd Set	**Total**		1st Set	2nd Set	3rd Set	**Total**
0	0		**0**	total aces	0	0		**0**
1	0		**1**	double faults	3	3		**6**
11/20	14/18		**25/38**	1st serve	12/22	7/17		**19/39**
(55%)	(78%)		**(66%)**		(55%)	(41%)		**(49%)**
0	0		**0**	Aces on 1st serve	0	0		**0**
8/11	11/14		**19/25**	Points on 1st serve	4/12	4/7		**8/19**
(73%)	(79%)		**(76%)**		(33%)	(57%)		**(42%)**
8/9	4/4		**12/13**	2nd serve	7/10	7/10		**14/20**
(89%)	(100%)		**(92%)**		(70%)	(70%)		**(70%)**
0	0		**0**	Aces on 2nd serve	0	0		**0**
6/9	2/4		**8/13**	Points on 2nd serve	2/10	1/10		**3/20**
(67%)	(50%)		**(62%)**		(20%)	(10%)		**(15%)**
16/22	12/17		**28/39**	Receiv points won	6/20	5/18		**11/38**
(73%)	(71%)		**(72%)**		(30%)	(28%)		**(29%)**
3/5	3/5		**6/10**	Break point convers	0/2	0/0		**0/2**
(60%)	(60%)		**(60%)**		(0%)	(0%)		**(0%)**
30	25		**55**	Total points won	12	10		**22**

	1st Set						2nd Set					
SCHAEFFER Sebastian	1	*2	3	*4	5	*6	1	*2	3	*4	5	*6
ABRAMOV Vladislav Sergeevich	*0	0	*0	0	*0	0	*0	0	*0	0	*0	0

LEGEND

* Server **RET** Retired **W** Winner

Report Created THU 20 JUL 2017 12:01

THU 20 JUL 2017

Scorecard - Single

	CAZAUX Samuel	FRA	0	2
W	**PANYUSHKIN Egor Alexandrovich**	**RUS**	**6**	**6**
	Match duration: 00h50min		20min	30min

Court	Court 8	Scoring Rule	Normal Set Match
Chair Umpire		Match Code	MS031
Started	10:42	Finished	00:00

1st Set

Game 1: PANYUSHKIN Egor Alexandrovich — CaSa 0 — PaEg 1

1 2 3 4

Game 2: CAZAUX Samuel — CaSa 0 — PaEg 2

5 6 7 8

Game 3: PANYUSHKIN Egor Alexandrovich — CaSa 0 — PaEg 3

9 10 11 12 13 14 15 16

Game 4: CAZAUX Samuel — CaSa 0 — PaEg 4

17 18 19 20 21

Game 5: PANYUSHKIN Egor Alexandrovich — CaSa 0 — PaEg 5

22 23 24 25

Game 6: CAZAUX Samuel — CaSa 0 — PaEg 6

26 27 28 29 30

2nd Set

Game 1: PANYUSHKIN Egor Alexandrovich — CaSa 0 — PaEg 1

31 32 33 34

Game 2: CAZAUX Samuel — CaSa 0 — PaEg 2

35 36 37 38 39 40 41 42

Game 3: PANYUSHKIN Egor Alexandrovich — CaSa 1 — PaEg 2

43 44 45 46 47 48

Game 4: CAZAUX Samuel — CaSa 1 — PaEg 3

49 50 51 52 53 54

THU 20 JUL 2017

Scorecard - Single

Game 5: PANYUSHKIN Egor Alexandrovich	CaSa	PaEg
55 56 57 58 59 60	1	4

Game 6: CAZAUX Samuel	CaSa	PaEg
61 62 63 64 65 66	2	4

Game 7: PANYUSHKIN Egor Alexandrovich	CaSa	PaEg
67 68 69 70 71	2	5

Game 8: CAZAUX Samuel	CaSa	PaEg
72 73 74 75 76 77	2	6

LEGEND

- A — Ace - 1st Server
- Point to receiver - 2nd serve
- W — Winner
- A — Ace - 2nd Server
- Point to server - 1st serve
- D — Double Fault
- Point to server - 2nd serve
- Point to receiver - 1st serve
- Service Break

THU 20 JUL 2017

Match Statistics

	CAZAUX Samuel	FRA	0	2
W	**PANYUSHKIN Egor Alexandrovich**	**RUS**	**6**	**6**
		Match duration: 00h50min	20min	30min

Court 8

Chair Umpire:

CAZAUX Samuel					PANYUSHKIN Egor Alexandrovich			
1st Set	2nd Set	3rd Set	**Total**		1st Set	2nd Set	3rd Set	**Total**
0	0		**0**	total aces	0	0		**0**
0	0		**0**	double faults	0	0		**0**
11/14	19/26		**30/40**	1st serve	7/16	17/21		**24/37**
(79%)	(73%)		**(75%)**		(44%)	(81%)		**(65%)**
0	0		**0**	Aces on 1st serve	0	0		**0**
2/11	9/19		**11/30**	Points on 1st serve	6/7	13/17		**19/24**
(18%)	(47%)		**(37%)**		(86%)	(76%)		**(79%)**
3/3	7/7		**10/10**	2nd serve	9/9	4/4		**13/13**
(100%)	(100%)		**(100%)**		(100%)	(100%)		**(100%)**
0	0		**0**	Aces on 2nd serve	0	0		**0**
0/3	2/7		**2/10**	Points on 2nd serve	7/9	1/4		**8/13**
(0%)	(29%)		**(20%)**		(78%)	(25%)		**(62%)**
3/16	7/21		**10/37**	Receiv points won	12/14	15/26		**27/40**
(19%)	(33%)		**(27%)**		(86%)	(58%)		**(68%)**
0/0	1/1		**1/1**	Break point convers	3/3	3/4		**6/7**
(0%)	(100%)		**(100%)**		(100%)	(75%)		**(86%)**
5	18		**23**	Total points won	25	29		**54**

	1st Set						2nd Set							
CAZAUX Samuel	0	*0	0	*0	0	*0	0	*0	1	*1	1	*2	2	*2
PANYUSHKIN Egor Alexandrovich	*1	2	*3	4	*5	6	*1	2	*2	3	*4	4	*5	6

LEGEND

* Server **RET** Retired **W** Winner

Report Created THU 20 JUL 2017 13:51

SAT 22 JUL 2017

Scorecard - Single

	WANG Chun-Wei	TPE	1	0
W	**PANYUSHKIN Egor Alexandrovich**	**RUS**	**6**	**6**
	Match duration: 00h52min		27min	25min

Court	Court 4	Scoring Rule	Normal Set Match
Chair Umpire		Match Code	MS015
Started	11:55	Finished	00:00

1st Set

Game 1: PANYUSHKIN Egor Alexandrovich — WaCh 0, PaEg 1

1 2 3 4 5

Game 2: WANG Chun-Wei — WaCh 0, PaEg 2

D
6 7 8 9

Game 3: PANYUSHKIN Egor Alexandrovich — WaCh 1, PaEg 2

A D D
10 11 12 13 14 15 16 17 18 19

Game 4: WANG Chun-Wei — WaCh 1, PaEg 3

D
20 21 22 23

Game 5: PANYUSHKIN Egor Alexandrovich — WaCh 1, PaEg 4

24 25 26 27 28

Game 6: WANG Chun-Wei — WaCh 1, PaEg 5

D
29 30 31 32 33 34

Game 7: PANYUSHKIN Egor Alexandrovich — WaCh 1, PaEg 6

D
35 36 37 38 39 40 41 42

2nd Set

Game 1: WANG Chun-Wei — WaCh 0, PaEg 1

43 44 45 46 47 48

Game 2: PANYUSHKIN Egor Alexandrovich — WaCh 0, PaEg 2

D
49 50 51 52 53 54

Game 3: WANG Chun-Wei — WaCh 0, PaEg 3

D
55 56 57 58 59 60

SAT 22 JUL 2017

Scorecard - Single

Game 4: PANYUSHKIN Egor Alexandrovich

WaCh	PaEg
0	4

61 62 63 64 65 66

Game 5: WANG Chun-Wei

WaCh	PaEg	
0	5	✸

67 68 69 70 71 72

Game 6: PANYUSHKIN Egor Alexandrovich

WaCh	PaEg
0	6

73 74 75 (D) 76 77

LEGEND

- A — Ace - 1st Server
- Point to receiver - 2nd serve
- W — Winner
- A — Ace - 2nd Server
- Point to server - 1st serve
- D — Double Fault
- Point to server - 2nd serve
- Point to receiver - 1st serve
- ✸ — Service Break

SAT 22 JUL 2017

Match Statistics

	WANG Chun-Wei	TPE	1	0
W	**PANYUSHKIN Egor Alexandrovich**	**RUS**	**6**	**6**
	Match duration: 00h52min		27min	25min

Court 4

Chair Umpire:

WANG Chun-Wei					PANYUSHKIN Egor Alexandrovich			
1st Set	2nd Set	3rd Set	**Total**		1st Set	2nd Set	3rd Set	**Total**
0	0		**0**	total aces	1	0		**1**
3	1		**4**	double faults	3	2		**5**
6/14	12/18		**18/32**	1st serve	18/28	12/17		**30/45**
(43%)	(67%)		**(56%)**		(64%)	(71%)		**(67%)**
0	0		**0**	Aces on 1st serve	1	0		**1**
1/6	4/12		**5/18**	Points on 1st serve	11/18	10/12		**21/30**
(17%)	(33%)		**(28%)**		(61%)	(83%)		**(70%)**
5/8	5/6		**10/14**	2nd serve	7/10	3/5		**10/15**
(62%)	(83%)		**(71%)**		(70%)	(60%)		**(67%)**
0	0		**0**	Aces on 2nd serve	0	0		**0**
1/8	2/6		**3/14**	Points on 2nd serve	6/10	2/5		**8/15**
(12%)	(33%)		**(21%)**		(60%)	(40%)		**(53%)**
11/28	5/17		**16/45**	Receiv points won	12/14	12/18		**24/32**
(39%)	(29%)		**(36%)**		(86%)	(67%)		**(75%)**
1/1	0/0		**1/1**	Break point convers	3/3	3/4		**6/7**
(100%)	(0%)		**(100%)**		(100%)	(75%)		**(86%)**
13	11		**24**	Total points won	29	24		**53**

	1st Set							2nd Set						
WANG Chun-Wei	0	*0	1	*1	1	*1	1	*0	0	*0	0	*0	0	
PANYUSHKIN Egor Alexandrovich	*1	2	*2	3	*4	5	*6	1	*2	3	*4	5	*6	

LEGEND

* Server **RET** Retired **W** Winner

MON 24 JUL 2017

Scorecard - Single

	KARGL Mario	AUT	5	4
W	**PANYUSHKIN Egor Alexandrovich**	**RUS**	**7**	**6**
	Match duration: 01h53min		62min	51min

Court	Court 2	Scoring Rule	Normal Set Match
Chair Umpire		Match Code	MS007
Started	11:51	Finished	00:00

1st Set

Game 1: PANYUSHKIN Egor Alexandrovich — KaMa 0 — PaEg 1

1 2 3 4 5

Game 2: KARGL Mario — KaMa 1 — PaEg 1

6 7 8 9 10

Game 3: PANYUSHKIN Egor Alexandrovich — KaMa 1 — PaEg 2

11 12 13 14 15 16

Game 4: KARGL Mario — KaMa 2 — PaEg 2

17 18 D 19 20 21 22

Game 5: PANYUSHKIN Egor Alexandrovich — KaMa 2 — PaEg 3

23 24 25 26 D 27

Game 6: KARGL Mario — KaMa 3 — PaEg 3

28 29 30 31 32 33

Game 7: PANYUSHKIN Egor Alexandrovich — KaMa 4 — PaEg 3

34 35 36 37 38 39 40 41 42 43 44 45

Game 8: KARGL Mario — KaMa 5 — PaEg 3

46 47 48 49 50 51

Game 9: PANYUSHKIN Egor Alexandrovich — KaMa 5 — PaEg 4

52 53 54 55 56 57

Game 10: KARGL Mario — KaMa 5 — PaEg 5

58 59 60 61 62

MON 24 JUL 2017

Scorecard - Single

Game 11: PANYUSHKIN Egor Alexandrovich — KaMa 5 — PaEg 6



Game 12: KARGL Mario — KaMa 5 — PaEg 7



2nd Set

Game 1: PANYUSHKIN Egor Alexandrovich — KaMa 0 — PaEg 1



Game 2: KARGL Mario — KaMa 1 — PaEg 1



Game 3: PANYUSHKIN Egor Alexandrovich — KaMa 1 — PaEg 2



Game 4: KARGL Mario — KaMa 2 — PaEg 2



Game 5: PANYUSHKIN Egor Alexandrovich — KaMa 2 — PaEg 3



Game 6: KARGL Mario — KaMa 2 — PaEg 4



Game 7: PANYUSHKIN Egor Alexandrovich — KaMa 3 — PaEg 4



Game 8: KARGL Mario — KaMa 4 — PaEg 4



Game 9: PANYUSHKIN Egor Alexandrovich — KaMa 4 — PaEg 5



Game 10: KARGL Mario — KaMa 4 — PaEg 6



MON 24 JUL 2017

Match Statistics

	KARGL Mario	AUT	5	4
W	**PANYUSHKIN Egor Alexandrovich**	**RUS**	**7**	**6**
		Match duration: 01h53min	62min	51min

Court 2

Chair Umpire:

KARGL Mario					PANYUSHKIN Egor Alexandrovich			
1st Set	2nd Set	3rd Set	**Total**		1st Set	2nd Set	3rd Set	**Total**
0	0		**0**	total aces	0	0		**0**
1	2		**3**	double faults	1	0		**1**
19/36	24/34		**43/70**	1st serve	25/38	18/23		**43/61**
(53%)	(71%)		**(61%)**		(66%)	(78%)		**(70%)**
0	0		**0**	Aces on 1st serve	0	0		**0**
12/19	13/24		**25/43**	Points on 1st serve	19/25	12/18		**31/43**
(63%)	(54%)		**(58%)**		(76%)	(67%)		**(72%)**
16/17	8/10		**24/27**	2nd serve	12/13	5/5		**17/18**
(94%)	(80%)		**(89%)**		(92%)	(100%)		**(94%)**
0	0		**0**	Aces on 2nd serve	0	0		**0**
8/17	5/10		**13/27**	Points on 2nd serve	6/13	4/5		**10/18**
(47%)	(50%)		**(48%)**		(46%)	(80%)		**(56%)**
13/38	7/23		**20/61**	Receiv points won	16/36	16/34		**32/70**
(34%)	(30%)		**(33%)**		(44%)	(47%)		**(46%)**
1/3	1/1		**2/4**	Break point convers	2/4	2/4		**4/8**
(33%)	(100%)		**(50%)**		(50%)	(50%)		**(50%)**
33	25		**58**	Total points won	41	32		**73**

	1st Set												2nd Set									
KARGL Mario	0	*1	1	*2	2	*3	4	*5	5	*5	5	*5	0	*1	1	*2	2	*2	3	*4	4	*4
PANYUSHKIN Egor Alexandrovich	*1	1	*2	2	*3	3	*3	3	*4	5	*6	7	*1	1	*2	2	*3	4	*4	4	*5	6

LEGEND

* Server **RET** Retired **W** Winner

Report Created MON 24 JUL 2017 14:53

Samsun Tenis Kulubu

Tennis

Men's Singles

Semi-finals

Match 62

WED 26 JUL 2017

Scorecard - Single

W				
	SMEDEK Jaroslav	**CZE**	**7**	**6**
	PANYUSHKIN Egor Alexandrovich	RUS	6	0
	Match duration: 01h52min		81min	31min

Court	Court 4	Scoring Rule	Normal Set Match
Chair Umpire		Match Code	MS003
Started	09:53	Finished	00:00

1st Set

Game 1: PANYUSHKIN Egor Alexandrovich — SmJa 0, PaEg 1

1 2 3 D 4 5 6

Game 2: SMEDEK Jaroslav — SmJa 0, PaEg 2

7 8 9 10

Game 3: PANYUSHKIN Egor Alexandrovich — SmJa 1, PaEg 2

D 11 12 13 14 15

Game 4: SMEDEK Jaroslav — SmJa 1, PaEg 3

16 17 18 19 20 21 22 23 24 25

Game 5: PANYUSHKIN Egor Alexandrovich — SmJa 1, PaEg 4

A 26 27 28 29 30 31

Game 6: SMEDEK Jaroslav — SmJa 2, PaEg 4

32 33 34 35

Game 7: PANYUSHKIN Egor Alexandrovich — SmJa 2, PaEg 5

36 37 38 39 40 41 42 43 44 45 46 47

Game 8: SMEDEK Jaroslav — SmJa 3, PaEg 5

48 49 50 51 52

Game 9: PANYUSHKIN Egor Alexandrovich — SmJa 4, PaEg 5

53 54 D 55 56

Game 10: SMEDEK Jaroslav — SmJa 5, PaEg 5

57 58 59 D 60 61 62 63 64 65 66 67 68 69 70 71 72

Report Created WED 26 JUL 2017 11:53

WED 26 JUL 2017

Scorecard - Single

Game 11: PANYUSHKIN Egor Alexandrovich	SmJa	PaEg
73 74 75 76 77 78 79 80	5	6

Game 12: SMEDEK Jaroslav	SmJa	PaEg
81 82 83 84 85	6	6

Game 13: SMEDEK Jaroslav	SmJa	PaEg
87 88 91 92	7	6

Game 13: PANYUSHKIN Egor Alexandrovich	SmJa	PaEg
86 89 90 93 94	(7)	(2)

2nd Set

Game 1: SMEDEK Jaroslav	SmJa	PaEg
95 96 97 98 99 100 101 102	1	0

Game 2: PANYUSHKIN Egor Alexandrovich	SmJa	PaEg
103 104 105 106 107 108	2	0

Game 3: SMEDEK Jaroslav	SmJa	PaEg
109 110 111 112	3	0

Game 4: PANYUSHKIN Egor Alexandrovich	SmJa	PaEg
113 114 115 116	4	0

Game 5: SMEDEK Jaroslav	SmJa	PaEg
117 118 119 120	5	0

Game 6: PANYUSHKIN Egor Alexandrovich	SmJa	PaEg
121 122 123 D 124 125 126 127 128 129 130	6	0

LEGEND

- A — Ace - 1st Server
- Point to receiver - 2nd serve
- W — Winner
- A — Ace - 2nd Server
- Point to server - 1st serve
- D — Double Fault
- Point to server - 2nd serve
- Point to receiver - 1st serve
- Service Break

WED 26 JUL 2017

Match Statistics

W				
W	**SMEDEK Jaroslav**	**CZE**	**7**	**6**
	PANYUSHKIN Egor Alexandrovich	RUS	6	0
	Match duration: 01h52min		81min	31min

Court 4

Chair Umpire:

SMEDEK Jaroslav					PANYUSHKIN Egor Alexandrovich			
1st Set	2nd Set	3rd Set	**Total**		1st Set	2nd Set	3rd Set	**Total**
0	0		**0**	total aces	1	0		**1**
1	0		**1**	double faults	3	1		**4**
28/48	10/16		**38/64**	1st serve	32/46	16/20		**48/66**
(58%)	(62%)		**(59%)**		(70%)	(80%)		**(73%)**
0	0		**0**	Aces on 1st serve	1	0		**1**
18/28	7/10		**25/38**	Points on 1st serve	17/32	5/16		**22/48**
(64%)	(70%)		**(66%)**		(53%)	(31%)		**(46%)**
19/20	6/6		**25/26**	2nd serve	11/14	3/4		**14/18**
(95%)	(100%)		**(96%)**		(79%)	(75%)		**(78%)**
0	0		**0**	Aces on 2nd serve	0	0		**0**
10/20	6/6		**16/26**	Points on 2nd serve	5/14	1/4		**6/18**
(50%)	(100%)		**(62%)**		(36%)	(25%)		**(33%)**
24/46	14/20		**38/66**	Receiv points won	20/48	3/16		**23/64**
(52%)	(70%)		**(58%)**		(42%)	(19%)		**(36%)**
2/3	3/4		**5/7**	Break point convers	2/4	0/0		**2/4**
(67%)	(75%)		**(71%)**		(50%)	(0%)		**(50%)**
52	27		**79**	Total points won	42	9		**51**

	1st Set													2nd Set						
SMEDEK Jaroslav	0	*0	1	*1	1	*2	2	*3	4	*5	5	*6	7	*1	2	*3	4	*5	6
PANYUSHKIN Egor Alexandrovich	*1	2	*2	3	*4	4	*5	5	*5	5	*6	6	6(7)	0	*0	0	*0	0	*0

LEGEND

* Server **RET** Retired **W** Winner

FRI 28 JUL 2017

Scorecard - Single

	VAZQUEZ Andres Sebastian	ECU	1	5
W	**SMEDEK Jaroslav**	**CZE**	**6**	**7**
	Match duration: 01h16min		26min	50min

Court	Court 3	Scoring Rule	Normal Set Match
Chair Umpire		Match Code	MS001
Started	09:56	Finished	00:00

1st Set

Game 1: VAZQUEZ Andres Sebastian — VaAn 0, SmJa 1

1 2 3 4 5

Game 2: SMEDEK Jaroslav — VaAn 1, SmJa 1

6 7 8 9 10 11 12 13

Game 3: VAZQUEZ Andres Sebastian — VaAn 1, SmJa 2

14 15 16 (D) 17 18 19

Game 4: SMEDEK Jaroslav — VaAn 1, SmJa 3

20 21 22 23 24

Game 5: VAZQUEZ Andres Sebastian — VaAn 1, SmJa 4

25 26 27 (D) 28 29

Game 6: SMEDEK Jaroslav — VaAn 1, SmJa 5

30 31 32 33

Game 7: VAZQUEZ Andres Sebastian — VaAn 1, SmJa 6

34 35 36 37 38

2nd Set

Game 1: SMEDEK Jaroslav — VaAn 1, SmJa 0

39 (D) 40 41 42 43 44

Game 2: VAZQUEZ Andres Sebastian — VaAn 1, SmJa 1

45 46 47 48 49 50

Game 3: SMEDEK Jaroslav — VaAn 2, SmJa 1

51 (D) 52 53 54

FRI 28 JUL 2017

Scorecard - Single

Game 4: VAZQUEZ Andres Sebastian

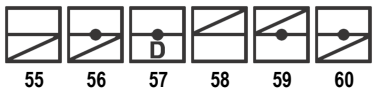

VaAn	SmJa
2	2

Game 5: SMEDEK Jaroslav

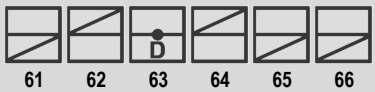

VaAn	SmJa
3	2

Game 6: VAZQUEZ Andres Sebastian

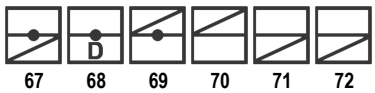

VaAn	SmJa
3	3

Game 7: SMEDEK Jaroslav

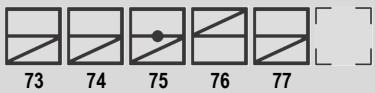

VaAn	SmJa
4	3

Game 8: VAZQUEZ Andres Sebastian

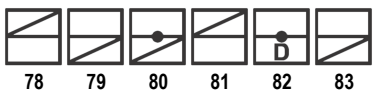

VaAn	SmJa
4	4

Game 9: SMEDEK Jaroslav

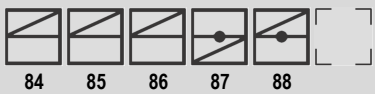

VaAn	SmJa
4	5

Game 10: VAZQUEZ Andres Sebastian

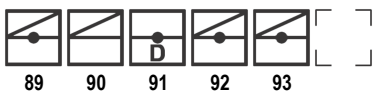

VaAn	SmJa
5	5

Game 11: SMEDEK Jaroslav



VaAn	SmJa
5	6

Game 12: VAZQUEZ Andres Sebastian

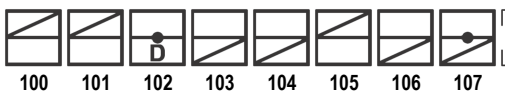

VaAn	SmJa
5	7

LEGEND

- Ace - 1st Server
- Point to receiver - 2nd serve
- W Winner
- Ace - 2nd Server
- Point to server - 1st serve
- Double Fault
- Point to server - 2nd serve
- Point to receiver - 1st serve
- Service Break

FRI 28 JUL 2017

Match Statistics

	VAZQUEZ Andres Sebastian	ECU	1	5
W	**SMEDEK Jaroslav**	**CZE**	**6**	**7**
		Match duration: 01h16min	26min	50min

Court 3

Chair Umpire:

VAZQUEZ Andres Sebastian					SMEDEK Jaroslav			
1st Set	2nd Set	3rd Set	**Total**		1st Set	2nd Set	3rd Set	**Total**
0	0		**0**	total aces	0	0		**0**
2	5		**7**	double faults	0	3		**3**
12/21	20/37		**32/58**	1st serve	11/17	23/32		**34/49**
(57%)	(54%)		**(55%)**		(65%)	(72%)		**(69%)**
0	0		**0**	Aces on 1st serve	0	0		**0**
3/12	10/20		**13/32**	Points on 1st serve	9/11	10/23		**19/34**
(25%)	(50%)		**(41%)**		(82%)	(43%)		**(56%)**
7/9	12/17		**19/26**	2nd serve	6/6	6/9		**12/15**
(78%)	(71%)		**(73%)**		(100%)	(67%)		**(80%)**
0	0		**0**	Aces on 2nd serve	0	0		**0**
2/9	5/17		**7/26**	Points on 2nd serve	2/6	3/9		**5/15**
(22%)	(29%)		**(27%)**		(33%)	(33%)		**(33%)**
6/17	19/32		**25/49**	Receiv points won	16/21	22/37		**38/58**
(35%)	(59%)		**(51%)**		(76%)	(59%)		**(66%)**
1/3	4/5		**5/8**	Break point convers	4/6	5/9		**9/15**
(33%)	(80%)		**(62%)**		(67%)	(56%)		**(60%)**
11	34		**45**	Total points won	27	35		**62**

	1st Set							2nd Set											
VAZQUEZ Andres Sebastian	*0	1	*1	1	*1	1	*1	1	*1	2	*2	3	*3	4	*4	4	*5	5	*5
SMEDEK Jaroslav	1	*1	2	*3	4	*5	6	*0	1	*1	2	*2	3	*3	4	*5	5	*6	7

LEGEND

* Server **RET** Retired **W** Winner

Report Created FRI 28 JUL 2017 11:19

FRI 28 JUL 2017

Scorecard - Single

	KEGL Marino	SLO	3	0
W	**PANYUSHKIN Egor Alexandrovich**	**RUS**	**6**	**6**
	Match duration: 01h11min		36min	35min

Court	Court 2	Scoring Rule	Normal Set Match
Chair Umpire		Match Code	MS070
Started	09:57	Finished	00:00

1st Set

Game 1: PANYUSHKIN Egor Alexandrovich — KeMa 0 — PaEg 1

1 2 3 4 5

Game 2: KEGL Marino — KeMa 0 — PaEg 2

6 7 8 9 10

Game 3: PANYUSHKIN Egor Alexandrovich — KeMa 0 — PaEg 3

11 12 13 14 15

Game 4: KEGL Marino — KeMa 1 — PaEg 3

16 17 18 19 20 21

Game 5: PANYUSHKIN Egor Alexandrovich — KeMa 1 — PaEg 4

22 23 24 25

Game 6: KEGL Marino — KeMa 2 — PaEg 4

26 27 28 29 30

Game 7: PANYUSHKIN Egor Alexandrovich — KeMa 2 — PaEg 5

31 32 33 34 35 36 37 38 39 40 41 42

Game 8: KEGL Marino — KeMa 3 — PaEg 5

43 44 45 46 47

Game 9: PANYUSHKIN Egor Alexandrovich — KeMa 3 — PaEg 6

48 49 50 51 52

2nd Set

Game 1: KEGL Marino — KeMa 0 — PaEg 1

53 54 55 56 57

FRI 28 JUL 2017

Scorecard - Single

Game 2: PANYUSHKIN Egor Alexandrovich

KeMa	PaEg
0	2

58 59 D 60 61 62 63 64 65

Game 3: KEGL Marino

KeMa	PaEg
0	3

66 67 68 69 70 71 72 73

Game 4: PANYUSHKIN Egor Alexandrovich

KeMa	PaEg
0	4

74 75 76 77 78 79 80 81 82 83 84 85 86 87

Game 5: KEGL Marino

KeMa	PaEg
0	5

88 89 90 91 92 93

Game 6: PANYUSHKIN Egor Alexandrovich

KeMa	PaEg
0	6

94 95 96 97 98 99

LEGEND

- A — Ace - 1st Server
- Point to receiver - 2nd serve
- W — Winner
- A — Ace - 2nd Server
- Point to server - 1st serve
- D — Double Fault
- Point to server - 2nd serve
- Point to receiver - 1st serve
- Service Break

FRI 28 JUL 2017

Match Statistics

	KEGL Marino	SLO	3	0
W	**PANYUSHKIN Egor Alexandrovich**	**RUS**	**6**	**6**
	Match duration: 01h11min		36min	35min

Court 2

Chair Umpire:

KEGL Marino					PANYUSHKIN Egor Alexandrovich			
1st Set	2nd Set	3rd Set	**Total**		1st Set	2nd Set	3rd Set	**Total**
0	0		**0**	total aces	0	0		**0**
3	2		**5**	double faults	1	1		**2**
13/21	11/19		**24/40**	1st serve	21/31	18/28		**39/59**
(62%)	(58%)		**(60%)**		(68%)	(64%)		**(66%)**
0	0		**0**	Aces on 1st serve	0	0		**0**
10/13	6/11		**16/24**	Points on 1st serve	16/21	12/18		**28/39**
(77%)	(55%)		**(67%)**		(76%)	(67%)		**(72%)**
5/8	6/8		**11/16**	2nd serve	9/10	9/10		**18/20**
(62%)	(75%)		**(69%)**		(90%)	(90%)		**(90%)**
0	0		**0**	Aces on 2nd serve	0	0		**0**
3/8	0/8		**3/16**	Points on 2nd serve	7/10	5/10		**12/20**
(38%)	(0%)		**(19%)**		(70%)	(50%)		**(60%)**
8/31	11/28		**19/59**	Receiv points won	8/21	13/19		**21/40**
(26%)	(39%)		**(32%)**		(38%)	(68%)		**(52%)**
0/3	0/5		**0/8**	Break point convers	1/1	3/4		**4/5**
(0%)	(0%)		**(0%)**		(100%)	(75%)		**(80%)**
21	17		**38**	Total points won	31	30		**61**

	1st Set									2nd Set					
KEGL Marino	0	*0	0	*1	1	*2	2	*3	3	*0	0	*0	0	*0	0
PANYUSHKIN Egor Alexandrovich	*1	2	*3	3	*4	4	*5	5	*6	1	*2	3	*4	5	*6

LEGEND

* Server **RET** Retired **W** Winner

Report Created FRI 28 JUL 2017 12:14

Draw

As of THU 27 JUL 2017 at 17:12



LEGEND

ALT Alternate **W/O** Walk-Over

Report Created THU 27 JUL 2017 17:12

FRI 21 JUL 2017

Scorecard - Double

	PROCHAZKA Vit SMEDEK Jaroslav	CZE	3	2
W	**PANYUSHKIN Egor Alexandrovich** **REVIN Iaroslav Sergeevich**	**RUS**	**6**	**6**
		Match duration: 00h58min	30min	28min

Court	Court 4	Scoring Rule	Normal Set Match
Chair Umpire		Match Code	MD011
Started	10:02	Finished	00:00

1st Set

Game 1: PANYUSHKIN Egor Alexandrovich — PP/SJ 0, PP/RI 1

1 2 3 4 5

Game 2: PROCHAZKA Vit — PP/SJ 1, PP/RI 1

6 7 8 9 10

Game 3: REVIN Iaroslav Sergeevich — PP/SJ 1, PP/RI 2

11 12 13 14

Game 4: SMEDEK Jaroslav — PP/SJ 2, PP/RI 2

15 16 17 18 19 20 21 22 23 24

Game 5: PANYUSHKIN Egor Alexandrovich — PP/SJ 2, PP/RI 3

25 26 27 28 29

Game 6: PROCHAZKA Vit — PP/SJ 3, PP/RI 3

30 31 32 33 34 35 36 37

Game 7: REVIN Iaroslav Sergeevich — PP/SJ 3, PP/RI 4

38 39 40 41

Game 8: SMEDEK Jaroslav — PP/SJ 3, PP/RI 5

42 43 44 45 (D) 46 47

Game 9: PANYUSHKIN Egor Alexandrovich — PP/SJ 3, PP/RI 6

48 49 50 51 52 53

2nd Set

Game 1: PROCHAZKA Vit — PP/SJ 1, PP/RI 0

54 55 56 57 58 59

FRI 21 JUL 2017

Scorecard - Double

Game	PP/SJ	PP/RI	
Game 2: REVIN Iaroslav Sergeevich	1	1	
Game 3: SMEDEK Jaroslav	2	1	
Game 4: PANYUSHKIN Egor Alexandrovich	2	2	
Game 5: PROCHAZKA Vit	2	3	✸
Game 6: REVIN Iaroslav Sergeevich	2	4	
Game 7: SMEDEK Jaroslav	2	5	✸
Game 8: PANYUSHKIN Egor Alexandrovich	2	6	

LEGEND

- Ace - 1st Server
- Point to receiver - 2nd serve
- W Winner
- Ace - 2nd Server
- Point to server - 1st serve
- Double Fault
- Point to server - 2nd serve
- Point to receiver - 1st serve
- ✸ Service Break

FRI 21 JUL 2017

Match Statistics - Double

	PROCHAZKA Vit SMEDEK Jaroslav	CZE	3	2
W	**PANYUSHKIN Egor Alexandrovich** **REVIN Iaroslav Sergeevich**	**RUS**	**6**	**6**
		Match duration: 00h58min	30min	28min

Court 4

Chair Umpire:

PROCHAZKA,V./SMEDEK,J.					PANYUSHKIN,E./REVIN,I.			
1st Set	2nd Set	3rd Set	**Total**		1st Set	2nd Set	3rd Set	**Total**
0	0		**0**	total aces	0	0		**0**
1	1		**2**	double faults	0	0		**0**
15/29	13/24		**28/53**	1st serve	17/24	11/20		**28/44**
(52%)	(54%)		**(53%)**		(71%)	(55%)		**(64%)**
0	0		**0**	Aces on 1st serve	0	0		**0**
9/15	7/13		**16/28**	Points on 1st serve	13/17	11/11		**24/28**
(60%)	(54%)		**(57%)**		(76%)	(100%)		**(86%)**
13/14	10/11		**23/25**	2nd serve	7/7	9/9		**16/16**
(93%)	(91%)		**(92%)**		(100%)	(100%)		**(100%)**
0	0		**0**	Aces on 2nd serve	0	0		**0**
8/14	4/11		**12/25**	Points on 2nd serve	7/7	5/9		**12/16**
(57%)	(36%)		**(48%)**		(100%)	(56%)		**(75%)**
4/24	4/20		**8/44**	Receiv points won	12/29	13/24		**25/53**
(17%)	(20%)		**(18%)**		(41%)	(54%)		**(47%)**
0/0	0/0		**0/0**	Break point convers	1/5	2/2		**3/7**
(0%)	(0%)		**(0%)**		(20%)	(100%)		**(43%)**
21	15		**36**	Total points won	32	29		**61**

	1st Set									2nd Set								
PROCHAZKA/SMEDEK	0	*1	1	*2	2	*3	3	*3	3	*1	1	*2	2	*2	2	*2	2	
PANYUSHKIN/REVIN	*1	1	*2	2	*3	3	*4	5	*6	0	*1	1	*2	3	*4	5	*6	

LEGEND

* Server **RET** Retired **W** Winner

Report Created FRI 21 JUL 2017 11:07

FRI 21 JUL 2017

Scorecard - Double

	ABRAMOV Vladislav Sergeevich LIKHAREV Sergey	RUS	0	2
W	**GRAVOGL Robert** **KARGL Mario**	**AUT**	**6**	**6**
		Match duration: 00h45min	18min	27min

Court	Court 6	Scoring Rule	Normal Set Match
Chair Umpire		Match Code	MD013
Started	10:13	Finished	00:00

1st Set

Game 1: GRAVOGL Robert — AA/LS 0 — GG/K 1

1 2 3 4

Game 2: ABRAMOV Vladislav Sergeevich — AA/LS 0 — GG/K 2

5 6(D) 7 8 9(D) 10

Game 3: KARGL Mario — AA/LS 0 — GG/K 3

11 12 13(D) 14 15

Game 4: LIKHAREV Sergey — AA/LS 0 — GG/K 4

16 17 18 19 20 21(D)

Game 5: GRAVOGL Robert — AA/LS 0 — GG/K 5

22 23 24 25

Game 6: ABRAMOV Vladislav Sergeevich — AA/LS 0 — GG/K 6

26 27 28 29 30 31 32 33

2nd Set

Game 1: KARGL Mario — AA/LS 0 — GG/K 1

34 35 36 37 38

Game 2: LIKHAREV Sergey — AA/LS 0 — GG/K 2

39(D) 40 41 42 43

Game 3: GRAVOGL Robert — AA/LS 0 — GG/K 3

44(A) 45 46 47 48

Game 4: ABRAMOV Vladislav Sergeevich — AA/LS 1 — GG/K 3

49 50 51 52 53 54

FRI 21 JUL 2017

Scorecard - Double

Game 5: KARGL Mario — AA/LS: 1 — GG/K: 4



55 56 57 58 59 60

Game 6: LIKHAREV Sergey — AA/LS: 2 — GG/K: 4



61 62 63 64 65

Game 7: GRAVOGL Robert — AA/LS: 2 — GG/K: 5



66 67 68 69

Game 8: ABRAMOV Vladislav Sergeevich — AA/LS: 2 — GG/K: 6



70 71 72 73 74 75

LEGEND

- Ace - 1st Server
- Point to receiver - 2nd serve
- W Winner
- Ace - 2nd Server
- Point to server - 1st serve
- Double Fault
- Point to server - 2nd serve
- Point to receiver - 1st serve
- Service Break

FRI 21 JUL 2017

Match Statistics - Double

	ABRAMOV Vladislav Sergeevich LIKHAREV Sergey	RUS	0	2
W	**GRAVOGL Robert** **KARGL Mario**	**AUT**	**6**	**6**
		Match duration: 00h45min	18min	27min

Court 6

Chair Umpire:

ABRAMOV,V.S./LIKHAREV,S.					GRAVOGL,R./KARGL,M.			
1st Set	2nd Set	3rd Set	**Total**		1st Set	2nd Set	3rd Set	**Total**
0	0		**0**	total aces	0	3		**3**
3	2		**5**	double faults	1	1		**2**
11/20	14/22		**25/42**	1st serve	11/13	14/20		**25/33**
(55%)	(64%)		**(60%)**		(85%)	(70%)		**(76%)**
0	0		**0**	Aces on 1st serve	0	3		**3**
4/11	8/14		**12/25**	Points on 1st serve	11/11	12/14		**23/25**
(36%)	(57%)		**(48%)**		(100%)	(86%)		**(92%)**
6/9	6/8		**12/17**	2nd serve	1/2	5/6		**6/8**
(67%)	(75%)		**(71%)**		(50%)	(83%)		**(75%)**
0	0		**0**	Aces on 2nd serve	0	0		**0**
3/9	3/8		**6/17**	Points on 2nd serve	1/2	4/6		**5/8**
(33%)	(38%)		**(35%)**		(50%)	(67%)		**(62%)**
1/13	4/20		**5/33**	Receiv points won	13/20	11/22		**24/42**
(8%)	(20%)		**(15%)**		(65%)	(50%)		**(57%)**
0/0	0/0		**0/0**	Break point convers	3/3	2/2		**5/5**
(0%)	(0%)		**(0%)**		(100%)	(100%)		**(100%)**
8	15		**23**	Total points won	25	27		**52**

	1st Set						2nd Set							
ABRAMOV/LIKHAREV	0	*0	0	*0	0	*0	0	*0	0	*1	1	*2	2	*2
GRAVOGL/KARGL	*1	2	*3	4	*5	6	*1	2	*3	3	*4	4	*5	6

LEGEND

* Server **RET** Retired **W** Winner

SUN 23 JUL 2017

Scorecard - Double

	FLETCHER Lewis Gordon CLIFTON Jack Alexander	GBR	6	6	4
W	**PANYUSHKIN Egor Alexandrovich** **REVIN Iaroslav Sergeevich**	**RUS**	**7**	**3**	**6**
		Match duration: 03h12min	56min	36min	100min

Court	Court 2	Scoring Rule	Normal Set Match
Chair Umpire		Match Code	MD005
Started	09:59	Finished	00:00

1st Set

Game 1: PANYUSHKIN Egor Alexandrovich — FF/CJ 0 — PP/RI 1

1 2 3 4 5 6

Game 2: FLETCHER Lewis Gordon — FF/CJ 0 — PP/RI 2

7 8 9 10 11 12

Game 3: REVIN Iaroslav Sergeevich — FF/CJ 0 — PP/RI 3

13 14 (D) 15 16 17 18 19 20 21 (A) 22 23 24

Game 4: CLIFTON Jack Alexander — FF/CJ 1 — PP/RI 3

25 26 27 28 (A) 29

Game 5: PANYUSHKIN Egor Alexandrovich — FF/CJ 1 — PP/RI 4

30 31 32 33 34

Game 6: FLETCHER Lewis Gordon — FF/CJ 2 — PP/RI 4

35 36 37 38 39 (A)

Game 7: REVIN Iaroslav Sergeevich — FF/CJ 3 — PP/RI 4

40 41 42 43 44 45

Game 8: CLIFTON Jack Alexander — FF/CJ 4 — PP/RI 4

46 47 48 49 50 51 52 53 54 55

Game 9: PANYUSHKIN Egor Alexandrovich — FF/CJ 4 — PP/RI 5

56 57 58 59 60

Game 10: FLETCHER Lewis Gordon — FF/CJ 5 — PP/RI 5

61 62 (D) 63 64 (D) 65 66 67 68

SUN 23 JUL 2017

Scorecard - Double

Game 11: REVIN Iaroslav Sergeevich — FF/CJ 5, PP/RI 6

69 70 71 72

Game 12: CLIFTON Jack Alexander — FF/CJ 6, PP/RI 6

73 74 75 76 77 78

Game 13: FLETCHER Lewis Gordon — FF/CJ 6, PP/RI 7

80 81 84 85 88 89

Game 13: PANYUSHKIN Egor Alexandrovich — FF/CJ (5), PP/RI (7)

79 82 83 86 87 90

2nd Set

Game 1: FLETCHER Lewis Gordon — FF/CJ 1, PP/RI 0

91 92 93 94

Game 2: REVIN Iaroslav Sergeevich — FF/CJ 1, PP/RI 1

95 96 97 98 99

Game 3: CLIFTON Jack Alexander — FF/CJ 2, PP/RI 1

100 101 102 103 104 105

Game 4: PANYUSHKIN Egor Alexandrovich — FF/CJ 3, PP/RI 1

106 107 108 109 110

Game 5: FLETCHER Lewis Gordon — FF/CJ 4, PP/RI 1

111 112 (D) 113 (D) 114 115 116 117 118 119 120 121 122 123 124

Game 6: REVIN Iaroslav Sergeevich — FF/CJ 4, PP/RI 2

125 126 127 128 129 130

Game 7: CLIFTON Jack Alexander — FF/CJ 5, PP/RI 2

131 132 133 134 (D) 135

Game 8: PANYUSHKIN Egor Alexandrovich — FF/CJ 5, PP/RI 3

136 137 138 139 140 141

SUN 23 JUL 2017

Scorecard - Double

Game 9: FLETCHER Lewis Gordon — FF/CJ 6, PP/RI 3



3rd Set

Game 1: REVIN Iaroslav Sergeevich — FF/CJ 0, PP/RI 1



Game 2: CLIFTON Jack Alexander — FF/CJ 1, PP/RI 1



Game 3: PANYUSHKIN Egor Alexandrovich — FF/CJ 1, PP/RI 2



Game 4: FLETCHER Lewis Gordon — FF/CJ 1, PP/RI 3 ✸



Game 5: REVIN Iaroslav Sergeevich — FF/CJ 1, PP/RI 4



Game 6: CLIFTON Jack Alexander — FF/CJ 2, PP/RI 4



Game 7: PANYUSHKIN Egor Alexandrovich — FF/CJ 3, PP/RI 4 ✸



Game 8: FLETCHER Lewis Gordon — FF/CJ 3, PP/RI 5 ✸



Game 9: REVIN Iaroslav Sergeevich — FF/CJ 4, PP/RI 5 ✸



Game 10: CLIFTON Jack Alexander — FF/CJ 4, PP/RI 6 ✸



LEGEND

- A — Ace - 1st Server
- Point to receiver - 2nd serve
- W — Winner
- A — Ace - 2nd Server
- Point to server - 1st serve
- D — Double Fault
- Point to server - 2nd serve
- Point to receiver - 1st serve
- ✸ — Service Break

SUN 23 JUL 2017

Match Statistics - Double

	FLETCHER Lewis Gordon CLIFTON Jack Alexander	GBR	6	6	4
W	**PANYUSHKIN Egor Alexandrovich** **REVIN Iaroslav Sergeevich**	**RUS**	**7**	**3**	**6**
		Match duration: 03h12min	56min	36min	100min

Court 2

Chair Umpire:

FLETCHER,L./CLIFTON,J.					PANYUSHKIN,E./REVIN,I.			
1st Set	2nd Set	3rd Set	**Total**		1st Set	2nd Set	3rd Set	**Total**
2	0	1	**3**	total aces	1	0	0	**1**
2	3	5	**10**	double faults	1	0	0	**1**
28/46	24/34	23/34	**75/114**	1st serve	24/44	15/22	25/36	**64/102**
(61%)	(71%)	(68%)	**(66%)**		(55%)	(68%)	(69%)	**(63%)**
2	0	1	**3**	Aces on 1st serve	1	0	0	**1**
21/28	20/24	14/23	**55/75**	Points on 1st serve	18/24	10/15	14/25	**42/64**
(75%)	(83%)	(61%)	**(73%)**		(75%)	(67%)	(56%)	**(66%)**
16/18	7/10	6/11	**29/39**	2nd serve	19/20	7/7	11/11	**37/38**
(89%)	(70%)	(55%)	**(74%)**		(95%)	(100%)	(100%)	**(97%)**
0	0	0	**0**	Aces on 2nd serve	0	0	0	**0**
9/18	4/10	3/11	**16/39**	Points on 2nd serve	13/20	3/7	6/11	**22/38**
(50%)	(40%)	(27%)	**(41%)**		(65%)	(43%)	(55%)	**(58%)**
13/44	9/22	16/36	**38/102**	Receiv points won	16/46	10/34	17/34	**43/114**
(30%)	(41%)	(44%)	**(37%)**		(35%)	(29%)	(50%)	**(38%)**
1/4	1/1	2/8	**4/13**	Break point convers	1/5	0/2	3/6	**4/13**
(25%)	(100%)	(25%)	**(31%)**		(20%)	(0%)	(50%)	**(31%)**
43	33	33	**109**	Total points won	47	23	37	**107**

	1st Set													2nd Set										3rd Set										
FLETCHER/CLIFTON	0	*0	0	*1	1	*2	3	*4	4	*5	5	*6	6(5)	*1	1	*2	3	*4	4	*5	5	*6	0	*1	1	*1	1	*2	3	*3	4	*4
PANYUSHKIN/REVIN	*1	2	*3	3	*4	4	*4	4	*5	5	*6	6	7	0	*1	1	*1	1	*2	2	*3	3	*1	1	*2	3	*4	4	*4	5	*5	6

LEGEND

* Server **RET** Retired **W** Winner

TUE 25 JUL 2017

Scorecard - Double

W	**LAURENT Mikael Alix** **NOVELLI Vincent**	**FRA**	**7**	**6**
	PANYUSHKIN Egor Alexandrovich REVIN Iaroslav Sergeevich	RUS	5	2
		Match duration: 01h06min	37min	29min

Court	Court 3	Scoring Rule	Normal Set Match
Chair Umpire		Match Code	MD002
Started	10:20	Finished	00:00

1st Set

Game 1: PANYUSHKIN Egor Alexandrovich — LL/NV 0, PP/RI 1

1 2 3 4 5

Game 2: LAURENT Mikael Alix — LL/NV 0, PP/RI 2

6 7 8 9 10

Game 3: REVIN Iaroslav Sergeevich — LL/NV 1, PP/RI 2

11 12 13 14

Game 4: NOVELLI Vincent — LL/NV 1, PP/RI 3

15 16 17 18

Game 5: PANYUSHKIN Egor Alexandrovich — LL/NV 2, PP/RI 3

19 20 21 22

Game 6: LAURENT Mikael Alix — LL/NV 3, PP/RI 3

23 24 25 26 27 28 29 30 31 32 33 34

Game 7: REVIN Iaroslav Sergeevich — LL/NV 3, PP/RI 4

35 36 37 38 39

Game 8: NOVELLI Vincent — LL/NV 4, PP/RI 4

40 41 42 43 44 45

Game 9: PANYUSHKIN Egor Alexandrovich — LL/NV 4, PP/RI 5

46 47 48 49 50 51 52 53 54 55 56 57 58 59

Game 10: LAURENT Mikael Alix — LL/NV 5, PP/RI 5

60 61 62 63 64 65

Report Created TUE 25 JUL 2017 12:28

TUE 25 JUL 2017

Scorecard - Double

Game 11: REVIN Iaroslav Sergeevich — LL/NV 6 — PP/RI 5

66 67 68 69

Game 12: NOVELLI Vincent — LL/NV 7 — PP/RI 5

70 71 72 73 74 75

2nd Set

Game 1: PANYUSHKIN Egor Alexandrovich — LL/NV 1 — PP/RI 0

76 77 78 79 80 81 82 83 84 85 86 87

Game 2: LAURENT Mikael Alix — LL/NV 2 — PP/RI 0

88 89 90 91

Game 3: REVIN Iaroslav Sergeevich — LL/NV 2 — PP/RI 1

92 93 94 95 96 97 98 99

Game 4: NOVELLI Vincent — LL/NV 3 — PP/RI 1

100 101 102 103

Game 5: PANYUSHKIN Egor Alexandrovich — LL/NV 3 — PP/RI 2

104 105 106 107 108 109

Game 6: LAURENT Mikael Alix — LL/NV 4 — PP/RI 2

110 111 (D) 112 113 114 115

Game 7: REVIN Iaroslav Sergeevich — LL/NV 5 — PP/RI 2

116 117 118 119 (D) 120

Game 8: NOVELLI Vincent — LL/NV 6 — PP/RI 2

121 122 123 124

LEGEND

- Ace - 1st Server
- Point to receiver - 2nd serve
- W Winner
- Ace - 2nd Server
- Point to server - 1st serve
- Double Fault
- Point to server - 2nd serve
- Point to receiver - 1st serve
- Service Break

TUE 25 JUL 2017

Match Statistics - Double

W	**LAURENT Mikael Alix** **NOVELLI Vincent**	**FRA**	**7**	**6**
	PANYUSHKIN Egor Alexandrovich REVIN Iaroslav Sergeevich	RUS	5	2
		Match duration: 01h06min	37min	29min

Court 3

Chair Umpire:

LAURENT,M./NOVELLI,V.					PANYUSHKIN,E./REVIN,I.			
1st Set	2nd Set	3rd Set	**Total**		1st Set	2nd Set	3rd Set	**Total**
0	0		**0**	total aces	0	0		**0**
1	1		**2**	double faults	2	1		**3**
32/39	13/18		**45/57**	1st serve	26/36	23/31		**49/67**
(82%)	(72%)		**(79%)**		(72%)	(74%)		**(73%)**
0	0		**0**	Aces on 1st serve	0	0		**0**
15/32	13/13		**28/45**	Points on 1st serve	15/26	11/23		**26/49**
(47%)	(100%)		**(62%)**		(58%)	(48%)		**(53%)**
6/7	4/5		**10/12**	2nd serve	8/10	7/8		**15/18**
(86%)	(80%)		**(83%)**		(80%)	(88%)		**(83%)**
0	0		**0**	Aces on 2nd serve	0	0		**0**
5/7	3/5		**8/12**	Points on 2nd serve	1/10	4/8		**5/18**
(71%)	(60%)		**(67%)**		(10%)	(50%)		**(28%)**
20/36	16/31		**36/67**	Receiv points won	19/39	2/18		**21/57**
(56%)	(52%)		**(54%)**		(49%)	(11%)		**(37%)**
3/5	2/2		**5/7**	Break point convers	2/2	0/0		**2/2**
(60%)	(100%)		**(71%)**		(100%)	(0%)		**(100%)**
40	32		**72**	Total points won	35	17		**52**

	1st Set												2nd Set							
LAURENT/NOVELLI	0	*0	1	*1	2	*3	3	*4	4	*5	6	*7	1	*2	2	*3	3	*4	5	*6
PANYUSHKIN/REVIN	*1	2	*2	3	*3	3	*4	4	*5	5	*5	5	*0	0	*1	1	*2	2	*2	2

LEGEND

* Server **RET** Retired **W** Winner

TUE 25 JUL 2017

Scorecard - Double

	GRAVOGL Robert KARGL Mario	AUT	2	4
W	**BREITENBERGER Urs Ferdinand** **TOEDTER Hans**	**GER**	**6**	**6**
		Match duration: 02h08min	22min	106min

Court	Court 2	Scoring Rule	Normal Set Match
Chair Umpire		Match Code	MD003
Started	10:18	Finished	00:00

1st Set

Game 1: GRAVOGL Robert — GG/KM 0, BB/TH 1

1 2 3 4 5

Game 2: BREITENBERGER Urs Ferdinand — GG/KM 0, BB/TH 2

A 7 8 9
6

Game 3: KARGL Mario — GG/KM 0, BB/TH 3

10 11 12 13 D
14

Game 4: TOEDTER Hans — GG/KM 0, BB/TH 4

A 16 17 18
15

Game 5: GRAVOGL Robert — GG/KM 1, BB/TH 4

19 20 21 22 D 24
23

Game 6: BREITENBERGER Urs Ferdinand — GG/KM 2, BB/TH 4

25 D 27 28 29 30
26

Game 7: KARGL Mario — GG/KM 2, BB/TH 5

D 32 33 34 35
31

Game 8: TOEDTER Hans — GG/KM 2, BB/TH 6

36 37 38 39 40

2nd Set

Game 1: GRAVOGL Robert — GG/KM 1, BB/TH 0

41 42 43 44 45 46

Game 2: BREITENBERGER Urs Ferdinand — GG/KM 1, BB/TH 1

47 48 49 D 51 52 53 54
50

Report Created TUE 25 JUL 2017 12:37

TUE 25 JUL 2017

Scorecard - Double

Game 3: KARGL Mario — GG/KM 2 — BB/TH 1

55	56	57	58
	•		

Game 4: TOEDTER Hans — GG/KM 2 — BB/TH 2

59	60	61	62	63	64	65	66	67	68
				•	•	A	D		

Game 5: GRAVOGL Robert — GG/KM 3 — BB/TH 2

69	70	71	72	73
	D			A

Game 6: BREITENBERGER Urs Ferdinand — GG/KM 3 — BB/TH 3

74	75	76	77	78	79	80	81	82	83	84	85
	D	•		•	•	D		D		•	•

Game 7: KARGL Mario — GG/KM 3 — BB/TH 4 ✸

86	87	88	89	90	91	92	93
D	D		•				

Game 8: TOEDTER Hans — GG/KM 3 — BB/TH 5

94	95	96	97	98
A			•	

Game 9: GRAVOGL Robert — GG/KM 4 — BB/TH 5

99	100	101	102	103
•			•	•

Game 10: BREITENBERGER Urs Ferdinand — GG/KM 4 — BB/TH 6

104	105	106	107	108	109
•					

LEGEND

- A — Ace - 1st Server
- Point to receiver - 2nd serve
- W — Winner
- A — Ace - 2nd Server
- Point to server - 1st serve
- D — Double Fault
- Point to server - 2nd serve
- Point to receiver - 1st serve
- ✸ — Service Break

TUE 25 JUL 2017

Match Statistics - Double

	GRAVOGL Robert KARGL Mario	AUT	2	4
W	**BREITENBERGER Urs Ferdinand** **TOEDTER Hans**	**GER**	**6**	**6**
		Match duration: 02h08min	22min	106min

Court 2

Chair Umpire:

GRAVOGL,R./KARGL,M.					BREITENBERGER/TOEDTER,H.			
1st Set	2nd Set	3rd Set	**Total**		1st Set	2nd Set	3rd Set	**Total**
0	1		**1**	total aces	2	2		**4**
3	3		**6**	double faults	1	5		**6**
14/21	17/28		**31/49**	1st serve	9/19	23/41		**32/60**
(67%)	(61%)		**(63%)**		(47%)	(56%)		**(53%)**
0	1		**1**	Aces on 1st serve	2	1		**3**
6/14	15/17		**21/31**	Points on 1st serve	8/9	17/23		**25/32**
(43%)	(88%)		**(68%)**		(89%)	(74%)		**(78%)**
4/7	8/11		**12/18**	2nd serve	9/10	13/18		**22/28**
(57%)	(73%)		**(67%)**		(90%)	(72%)		**(79%)**
0	0		**0**	Aces on 2nd serve	0	1		**1**
1/7	4/11		**5/18**	Points on 2nd serve	6/10	9/18		**15/28**
(14%)	(36%)		**(28%)**		(60%)	(50%)		**(54%)**
5/19	15/41		**20/60**	Receiv points won	14/21	9/28		**23/49**
(26%)	(37%)		**(33%)**		(67%)	(32%)		**(47%)**
1/1	0/3		**1/4**	Break point convers	3/6	1/3		**4/9**
(100%)	(0%)		**(25%)**		(50%)	(33%)		**(44%)**
12	34		**46**	Total points won	28	35		**63**

	1st Set								2nd Set									
GRAVOGL/KARGL	*0	0	*0	0	*1	2	*2	2	*1	1	*2	2	*3	3	*3	3	*4	4
BREITENBERGER/TOEDTER	1	*2	3	*4	4	*4	5	*6	0	*1	1	*2	2	*3	4	*5	5	*6

LEGEND

* Server **RET** Retired **W** Winner

THU 27 JUL 2017

Scorecard - Double

W			1	2	3
	LAURENT Mikael Alix **NOVELLI Vincent**	**FRA**	**7**	**4**	**6**
	BREITENBERGER Urs Ferdinand TOEDTER Hans	GER	6	6	3
	Match duration: 03h39min		63min	44min	112min

Court	Court 3	Scoring Rule	Normal Set Match
Chair Umpire		Match Code	MD001
Started	10:10	Finished	00:00

1st Set

Game 1: LAURENT Mikael Alix — LL/NV 1 — BB/TH 0

1 2 D 3 4 5 6 7 8

Game 2: BREITENBERGER Urs Ferdinand — LL/NV 2 — BB/TH 0

9 10 11 12 D 13 14 15 16

Game 3: NOVELLI Vincent — LL/NV 3 — BB/TH 0

17 18 D 19 20 21 22 23 24

Game 4: TOEDTER Hans — LL/NV 3 — BB/TH 1

25 26 27 28 29 30

Game 5: LAURENT Mikael Alix — LL/NV 3 — BB/TH 2

31 32 33 34 35 36

Game 6: BREITENBERGER Urs Ferdinand — LL/NV 4 — BB/TH 2

37 38 39 40 D 41 42 D 43 44

Game 7: NOVELLI Vincent — LL/NV 4 — BB/TH 3

45 46 D 47 48 49 D 50

Game 8: TOEDTER Hans — LL/NV 4 — BB/TH 4

51 52 53 54

Game 9: LAURENT Mikael Alix — LL/NV 5 — BB/TH 4

55 56 57 58

Game 10: BREITENBERGER Urs Ferdinand — LL/NV 5 — BB/TH 5

59 60 61 62 63 64 65 66 67 68

THU 27 JUL 2017

Scorecard - Double

Game 11: NOVELLI Vincent — LL/NV: 6 — BB/TH: 5

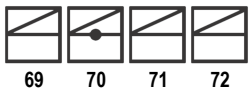

Game 12: TOEDTER Hans — LL/NV: 6 — BB/TH: 6

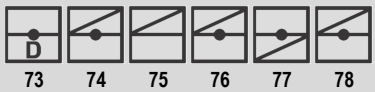

Game 13: LAURENT Mikael Alix — LL/NV: 7 — BB/TH: 6



Game 13: BREITENBERGER Urs Ferdinand — LL/NV: (7) — BB/TH: (4)



2nd Set

Game 1: BREITENBERGER Urs Ferdinand — LL/NV: 0 — BB/TH: 1



Game 2: NOVELLI Vincent — LL/NV: 0 — BB/TH: 2

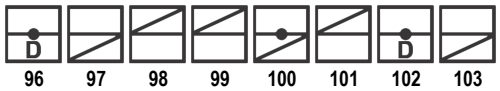

Game 3: TOEDTER Hans — LL/NV: 1 — BB/TH: 2

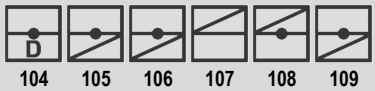

Game 4: LAURENT Mikael Alix — LL/NV: 2 — BB/TH: 2

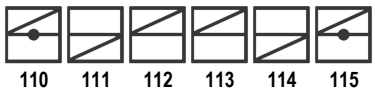

Game 5: BREITENBERGER Urs Ferdinand — LL/NV: 2 — BB/TH: 3

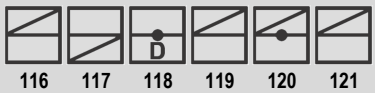

Game 6: NOVELLI Vincent — LL/NV: 2 — BB/TH: 4

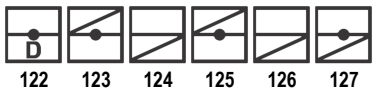

Game 7: TOEDTER Hans — LL/NV: 3 — BB/TH: 4



Game 8: LAURENT Mikael Alix — LL/NV: 4 — BB/TH: 4



THU 27 JUL 2017

Scorecard - Double

Game 9: BREITENBERGER Urs Ferdinand — LL/NV: 4 — BB/TH: 5

137 138 139 140

Game 10: NOVELLI Vincent — LL/NV: 4 — BB/TH: 6 ✸

D

141 142 143 144

3rd Set

Game 1: TOEDTER Hans — LL/NV: 0 — BB/TH: 1

145 146 147 148 149 150 151 152

Game 2: LAURENT Mikael Alix — LL/NV: 1 — BB/TH: 1

D

153 154 155 156 157 158

Game 3: BREITENBERGER Urs Ferdinand — LL/NV: 1 — BB/TH: 2

159 160 161 162 163

Game 4: NOVELLI Vincent — LL/NV: 2 — BB/TH: 2

164 165 166 167

Game 5: TOEDTER Hans — LL/NV: 3 — BB/TH: 2 ✸

D D

168 169 170 171 172 173 174 175

Game 6: LAURENT Mikael Alix — LL/NV: 4 — BB/TH: 2

D

176 177 178 179 180 181 182 183

Game 7: BREITENBERGER Urs Ferdinand — LL/NV: 4 — BB/TH: 3

184 185 186 187 188 189

Game 8: NOVELLI Vincent — LL/NV: 5 — BB/TH: 3

190 191 192 193 194

Game 9: TOEDTER Hans — LL/NV: 6 — BB/TH: 3 ✸

195 196 197 198 199 200 201 202 203 204 205 206

LEGEND

- A — Ace - 1st Server
- Point to receiver - 2nd serve
- W — Winner
- A — Ace - 2nd Server
- Point to server - 1st serve
- D — Double Fault
- Point to server - 2nd serve
- Point to receiver - 1st serve
- ✸ — Service Break

THU 27 JUL 2017

Match Statistics - Double

W					
	LAURENT Mikael Alix **NOVELLI Vincent**	**FRA**	**7**	**4**	**6**
	BREITENBERGER Urs Ferdinand TOEDTER Hans	GER	6	6	3
		Match duration: 03h39min	63min	44min	112min

Court 3

Chair Umpire:

LAURENT,M./NOVELLI,V.					BREITENBERGER/TOEDTER,H.			
1st Set	2nd Set	3rd Set	**Total**		1st Set	2nd Set	3rd Set	**Total**
0	0	0	**0**	total aces	0	0	0	**0**
4	4	2	**10**	double faults	4	2	2	**8**
25/41	16/28	17/23	**58/92**	1st serve	26/48	13/27	20/39	**59/114**
(61%)	(57%)	(74%)	**(63%)**		(54%)	(48%)	(51%)	**(52%)**
0	0	0	**0**	Aces on 1st serve	0	0	0	**0**
20/25	8/16	15/17	**43/58**	Points on 1st serve	19/26	8/13	13/20	**40/59**
(80%)	(50%)	(88%)	**(74%)**		(73%)	(62%)	(65%)	**(68%)**
12/16	8/12	4/6	**24/34**	2nd serve	18/22	12/14	17/19	**47/55**
(75%)	(67%)	(67%)	**(71%)**		(82%)	(86%)	(89%)	**(85%)**
0	0	0	**0**	Aces on 2nd serve	0	0	0	**0**
6/16	5/12	2/6	**13/34**	Points on 2nd serve	8/22	7/14	8/19	**23/55**
(38%)	(42%)	(33%)	**(38%)**		(36%)	(50%)	(42%)	**(42%)**
21/48	12/27	18/39	**51/114**	Receiv points won	15/41	15/28	6/23	**36/92**
(44%)	(44%)	(46%)	**(45%)**		(37%)	(54%)	(26%)	**(39%)**
2/3	2/4	2/5	**6/12**	Break point convers	2/4	3/4	0/3	**5/11**
(67%)	(50%)	(40%)	**(50%)**		(50%)	(75%)	(0%)	**(45%)**
47	25	35	**107**	Total points won	42	30	27	**99**

	1st Set													2nd Set										3rd Set									
LAURENT/NOVELLI	*1	2	*3	3	*3	4	*4	4	*5	5	*6	6	7	0	*0	1	*2	2	*2	3	*4	4	*4	0	*1	1	*2	3	*4	4	*5	6
BREITENBERGER/TOEDTER	0	*0	0	*1	2	*2	3	*4	4	*5	5	*6	6(7)	*1	2	*2	2	*3	4	*4	4	*5	6	*1	1	*2	2	*2	2	*3	3	*3

LEGEND

* Server **RET** Retired **W** Winner

THU 27 JUL 2017

Scorecard - Double

	PANYUSHKIN Egor Alexandrovich REVIN Iaroslav Sergeevich	RUS	5	6	3
W	**GRAVOGL Robert** **KARGL Mario**	**AUT**	**7**	**4**	**6**
		Match duration: 03h09min	49min	45min	95min

Court	Court 1	Scoring Rule	Normal Set Match
Chair Umpire		Match Code	MD070
Started	09:57	Finished	00:00

1st Set

Game 1: GRAVOGL Robert — PP/RI 0, GG/KM 1

1 2 3 4 5

Game 2: PANYUSHKIN Egor Alexandrovich — PP/RI 1, GG/KM 1

6 7 8 9 10 11

Game 3: KARGL Mario — PP/RI 1, GG/KM 2

12 13 14 15

Game 4: REVIN Iaroslav Sergeevich — PP/RI 2, GG/KM 2

16 17 18 19 20 21 22 23 24 25

Game 5: GRAVOGL Robert — PP/RI 3, GG/KM 2

26 27 28 29 30 31

Game 6: PANYUSHKIN Egor Alexandrovich — PP/RI 4, GG/KM 2

A 32 33 34 35 36 37

Game 7: KARGL Mario — PP/RI 4, GG/KM 3

38 39 40 41 42

Game 8: REVIN Iaroslav Sergeevich — PP/RI 4, GG/KM 4

43 44 45 46 47 48 49 50 51 52

Game 9: GRAVOGL Robert — PP/RI 4, GG/KM 5

53 54 55 56 57 58

Game 10: PANYUSHKIN Egor Alexandrovich — PP/RI 5, GG/KM 5

59 60 61 62 63

THU 27 JUL 2017

Scorecard - Double

Game 11: KARGL Mario — PP/RI 5 — GG/KM 6

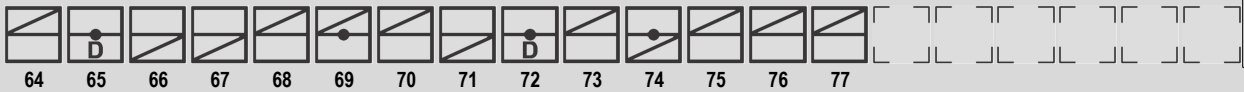

Game 12: REVIN Iaroslav Sergeevich — PP/RI 5 — GG/KM 7



2nd Set

Game 1: GRAVOGL Robert — PP/RI 0 — GG/KM 1



Game 2: PANYUSHKIN Egor Alexandrovich — PP/RI 1 — GG/KM 1



Game 3: KARGL Mario — PP/RI 2 — GG/KM 1



Game 4: REVIN Iaroslav Sergeevich — PP/RI 2 — GG/KM 2



Game 5: GRAVOGL Robert — PP/RI 3 — GG/KM 2



Game 6: PANYUSHKIN Egor Alexandrovich — PP/RI 3 — GG/KM 3



Game 7: KARGL Mario — PP/RI 3 — GG/KM 4



Game 8: REVIN Iaroslav Sergeevich — PP/RI 4 — GG/KM 4



Game 9: GRAVOGL Robert — PP/RI 5 — GG/KM 4



Game 10: PANYUSHKIN Egor Alexandrovich — PP/RI 6 — GG/KM 4



3rd Set

Samsun Tenis Kulubu
Tennis
Men's Doubles
Bronze-medal Match
Match 33

THU 27 JUL 2017

Scorecard - Double

Game	Points	PP/RI	GG/KM
Game 1: KARGL Mario	148 149 150 151 152 153	0	1
Game 2: REVIN Iaroslav Sergeevich	154 155 156 157 158	0	2
Game 3: GRAVOGL Robert	159 160 161 162 163 164 (D)	1	2
Game 4: PANYUSHKIN Egor Alexandrovich	165 166 167 168 169 170 171 172 173 174 (D, A)	2	2
Game 5: KARGL Mario	175 176 177 178 179	2	3
Game 6: REVIN Iaroslav Sergeevich	180 181 182 183 184 185 186 187	3	3
Game 7: GRAVOGL Robert	188 189 190 191 192 193 194 195 196 197 198 199 (D, D)	3	4
Game 8: PANYUSHKIN Egor Alexandrovich	200 201 202 203 204	3	5
Game 9: KARGL Mario	205 206 207 208 209 210 211 212 213 214	3	6

LEGEND

- A — Ace - 1st Server
- Point to receiver - 2nd serve
- W — Winner
- A — Ace - 2nd Server
- Point to server - 1st serve
- D — Double Fault
- Point to server - 2nd serve
- Point to receiver - 1st serve
- Service Break

THU 27 JUL 2017

Match Statistics - Double

	PANYUSHKIN Egor Alexandrovich REVIN Iaroslav Sergeevich	RUS	5	6	3
W	**GRAVOGL Robert** **KARGL Mario**	**AUT**	**7**	**4**	**6**
		Match duration: 03h09min	49min	45min	95min

Court 1

Chair Umpire:

PANYUSHKIN,E./REVIN,I.					GRAVOGL,R./KARGL,M.			
1st Set	2nd Set	3rd Set	**Total**		1st Set	2nd Set	3rd Set	**Total**
1	0	1	**2**	total aces	0	0	0	**0**
0	0	1	**1**	double faults	2	1	3	**6**
27/41	17/29	19/28	**63/98**	1st serve	25/40	28/37	29/39	**82/116**
(66%)	(59%)	(68%)	**(64%)**		(62%)	(76%)	(74%)	**(71%)**
1	0	1	**2**	Aces on 1st serve	0	0	0	**0**
17/27	11/17	11/19	**39/63**	Points on 1st serve	19/25	15/28	19/29	**53/82**
(63%)	(65%)	(58%)	**(62%)**		(76%)	(54%)	(66%)	**(65%)**
14/14	12/12	8/9	**34/35**	2nd serve	13/15	8/9	7/10	**28/34**
(100%)	(100%)	(89%)	**(97%)**		(87%)	(89%)	(70%)	**(82%)**
0	0	0	**0**	Aces on 2nd serve	0	0	0	**0**
5/14	5/12	2/9	**12/35**	Points on 2nd serve	7/15	2/9	4/10	**13/34**
(36%)	(42%)	(22%)	**(34%)**		(47%)	(22%)	(40%)	**(38%)**
14/40	20/37	16/39	**50/116**	Receiv points won	19/41	13/29	15/28	**47/98**
(35%)	(54%)	(41%)	**(43%)**		(46%)	(45%)	(54%)	**(48%)**
1/6	3/8	1/4	**5/18**	Break point convers	2/4	2/4	2/4	**6/12**
(17%)	(38%)	(25%)	**(28%)**		(50%)	(50%)	(50%)	**(50%)**
36	36	29	**101**	Total points won	45	30	38	**113**

	1st Set												2nd Set										3rd Set									
PANYUSHKIN/REVIN	0	*1	1	*2	3	*4	4	*4	4	*5	5	*5	0	*1	2	*2	3	*3	3	*4	5	*6	0	*0	1	*2	2	*3	3	*3	3
GRAVOGL/KARGL	*1	1	*2	2	*2	2	*3	4	*5	5	*6	7	*1	1	*1	2	*2	3	*4	4	*4	4	*1	2	*2	2	*3	3	*4	5	*6

LEGEND

* Server **RET** Retired **W** Winner

Report Created THU 27 JUL 2017 12:24

Medallists

As of FRI 28 JUL 2017 at 11:46

Medal	Name	NOC
GOLD	LIN Chia-Wen	TPE - Chinese Taipei
SILVER	SMIRNOVA Polina	RUS - Russia
BRONZE	HO Chiu-Mei	TPE - Chinese Taipei

Draw

As of FRI 28 JUL 2017 at 11:42

Rank	First Round	Seed	NOC	Second Round	Quarter-finals	Semi-finals	Gold-medal Match
	HO C.		TPE	HO C.			
	BYE				HO C.		
	BOULESTREAU L.		FRA	ANUCHINA A.	6-0 6-1		
	ANUCHINA A.		RUS	6-2 6-3		HO C.	
	KOL B.		TUR	JAFREEN S.		6-2 6-2	
	JAFREEN S.		IND	6-0 6-3	KALOGEROPOULOU		
	MATIAS M.		BRA	KALOGEROPOULOU	2-6 6-4 6-3		
	KALOGEROPOULOU		GRE	6-3 6-4			SMIRNOVA P.
	JANOSIKOVA J.		SVK	JANOSIKOVA J.			6-4 1-6 6-1
	BYE				JANOSIKOVA J.		
	CAI L.		CHN	WU A.	6-2 6-2		
	WU A.		USA	6-0 6-1		SMIRNOVA P.	
	JAISWAL M.		IND	SAKI A.		6-2 6-1	
	SAKI A.		TUR	6-1 6-3	SMIRNOVA P.		
	BYE				6-1 6-2		
	SMIRNOVA P.		RUS	SMIRNOVA P.			
	LIN C.		TPE				Gold Medal
	SABBAGH S.		CAN	LIN C.			LIN Chia-Wen
	VIDISHA V.		IND	6-0 6-0	LIN C.		6-2 6-2
	ASHKENAZY R.		ISR	ASHKENAZY R.	6-1 6-1		
	COUDON A.		FRA	6-2 6-2		LIN C.	
	MURSITOGLU B.		TUR	COUDON A.		6-3 6-1	
	BYE			6-0 6-0	COUDON A.		
	CHUMAK A.		RUS	CHUMAK A.	6-0 6-1		
	GRIN A.		RUS				LIN C.
	YAO D.		CHN	GRIN A.			6-1 6-1
	BENEY M.		FRA	6-2 6-2	BENEY M.		
	GUPTA P.		IND	BENEY M.	6-4 6-0		
	BANGUOGLU T.		TUR	5-0		FLECKENSTEIN V.	
	BASSINI G.		ITA	BANGUOGLU T.		6-3 6-4	
	BYE			6-3 6-2	FLECKENSTEIN V.		
	FLECKENSTEIN V.		GER	FLECKENSTEIN V.	6-1 6-1		

Bronze Medal

HO C. TPE

HO Chiu-Mei

6-0 6-2

FLECKENSTEIN V. GER

CLASSIFICATION

Gold	LIN Chia-Wen	TPE
Silver	SMIRNOVA Polina	RUS
Bronze	HO Chiu-Mei	TPE

LEGEND

ALT Alternate **W/O** Walk-Over

THU 20 JUL 2017

Scorecard - Single

	BOULESTREAU Lucie	FRA	2	3
W	**ANUCHINA Angelina Antonovna**	**RUS**	**6**	**6**
		Match duration: 01h04min	27min	37min

Court	Court 2	Scoring Rule	Normal Set Match
Chair Umpire		Match Code	WS017
Started	13:59	Finished	00:00

1st Set

Game 1: ANUCHINA Angelina Antonovna — BoLu 0, AnAn 1

1 2 3 4 5

Game 2: BOULESTREAU Lucie — BoLu 1, AnAn 1

6 7 8 9 10 11 12 13 14 15

Game 3: ANUCHINA Angelina Antonovna — BoLu 1, AnAn 2

16 17 18 19 20 21

Game 4: BOULESTREAU Lucie — BoLu 1, AnAn 3

22 23 24 25

Game 5: ANUCHINA Angelina Antonovna — BoLu 2, AnAn 3

26 27 28 29 30 31 32 33

Game 6: BOULESTREAU Lucie — BoLu 2, AnAn 4

34 35 36 37 38

Game 7: ANUCHINA Angelina Antonovna — BoLu 2, AnAn 5

39 40 41 42

Game 8: BOULESTREAU Lucie — BoLu 2, AnAn 6

43 44 45 46 47 48

2nd Set

Game 1: ANUCHINA Angelina Antonovna — BoLu 0, AnAn 1

49 50 51 52 53 54 55 56 57 58

Game 2: BOULESTREAU Lucie — BoLu 0, AnAn 2

59 60 61 62 63

THU 20 JUL 2017

Scorecard - Single

Game 3: ANUCHINA Angelina Antonovna



BoLu	AnAn
0	3

Game 4: BOULESTREAU Lucie

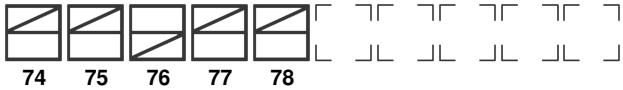

BoLu	AnAn
1	3

Game 5: ANUCHINA Angelina Antonovna



BoLu	AnAn
1	4

Game 6: BOULESTREAU Lucie

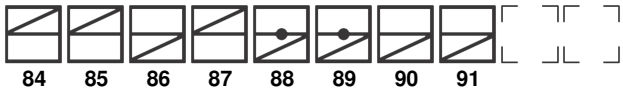

BoLu	AnAn
1	5

Game 7: ANUCHINA Angelina Antonovna



BoLu	AnAn
2	5

Game 8: BOULESTREAU Lucie

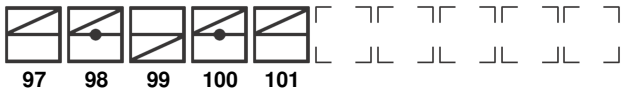

BoLu	AnAn
3	5

Game 9: ANUCHINA Angelina Antonovna

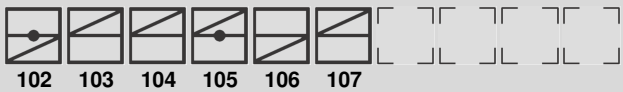

BoLu	AnAn
3	6

LEGEND

- Ace - 1st Server
- Point to receiver - 2nd serve
- W Winner
- Ace - 2nd Server
- Point to server - 1st serve
- Double Fault
- Point to server - 2nd serve
- Point to receiver - 1st serve
- Service Break

THU 20 JUL 2017

Match Statistics

	BOULESTREAU Lucie	FRA	2	3
W	**ANUCHINA Angelina Antonovna**	**RUS**	**6**	**6**
		Match duration: 01h04min	27min	37min

Court 2

Chair Umpire:

BOULESTREAU Lucie					ANUCHINA Angelina Antonovna			
1st Set	2nd Set	3rd Set	**Total**		1st Set	2nd Set	3rd Set	**Total**
0	0		**0**	total aces	0	0		**0**
0	0		**0**	double faults	0	0		**0**
22/25	18/23		**40/48**	1st serve	16/23	22/36		**38/59**
(88%)	(78%)		**(83%)**		(70%)	(61%)		**(64%)**
0	0		**0**	Aces on 1st serve	0	0		**0**
7/22	10/18		**17/40**	Points on 1st serve	11/16	15/22		**26/38**
(32%)	(56%)		**(42%)**		(69%)	(68%)		**(68%)**
3/3	5/5		**8/8**	2nd serve	7/7	14/14		**21/21**
(100%)	(100%)		**(100%)**		(100%)	(100%)		**(100%)**
0	0		**0**	Aces on 2nd serve	0	0		**0**
2/3	2/5		**4/8**	Points on 2nd serve	4/7	6/14		**10/21**
(67%)	(40%)		**(50%)**		(57%)	(43%)		**(48%)**
8/23	15/36		**23/59**	Receiv points won	16/25	11/23		**27/48**
(35%)	(42%)		**(39%)**		(64%)	(48%)		**(56%)**
1/2	1/5		**2/7**	Break point convers	3/7	2/2		**5/9**
(50%)	(20%)		**(29%)**		(43%)	(100%)		**(56%)**
17	27		**44**	Total points won	31	32		**63**

	1st Set								2nd Set								
BOULESTREAU Lucie	0	*1	1	*1	2	*2	2	*2	0	*0	0	*1	1	*1	2	*3	3
ANUCHINA Angelina Antonovna	*1	1	*2	3	*3	4	*5	6	*1	2	*3	3	*4	5	*5	5	*6

LEGEND

* Server **RET** Retired **W** Winner

Report Created THU 20 JUL 2017 15:23

THU 20 JUL 2017

Scorecard - Single

W				
	GRIN Anastasiya	**RUS**	**6**	**6**
	YAO Dongling	CHN	2	2
		Match duration: 01h08min	33min	35min

Court	Court 1	Scoring Rule	Normal Set Match
Chair Umpire		Match Code	WS028
Started	15:25	Finished	00:00

1st Set

Game	GrAn	YaDo
Game 1: GRIN Anastasiya	0	1
Game 2: YAO Dongling	1	1
Game 3: GRIN Anastasiya	1	2
Game 4: YAO Dongling	2	2
Game 5: GRIN Anastasiya	3	2
Game 6: YAO Dongling	4	2
Game 7: GRIN Anastasiya	5	2
Game 8: YAO Dongling	6	2

2nd Set

Game	GrAn	YaDo
Game 1: GRIN Anastasiya	1	0
Game 2: YAO Dongling	2	0

THU 20 JUL 2017

Scorecard - Single

Game 3: GRIN Anastasiya — GrAn 3 — YaDo 0

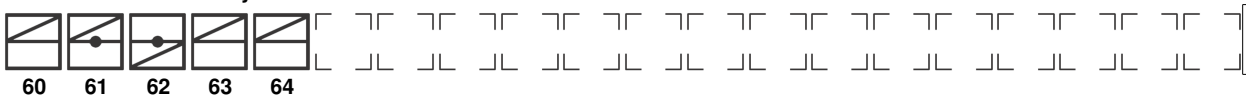

Game 4: YAO Dongling — GrAn 3 — YaDo 1



Game 5: GRIN Anastasiya — GrAn 4 — YaDo 1

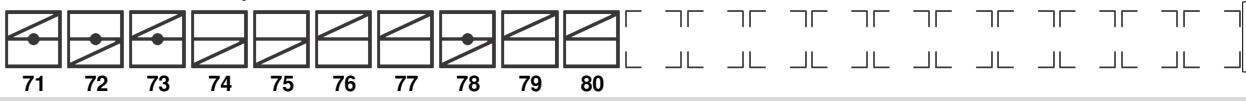

Game 6: YAO Dongling — GrAn 4 — YaDo 2



Game 7: GRIN Anastasiya — GrAn 5 — YaDo 2



Game 8: YAO Dongling — GrAn 6 — YaDo 2



LEGEND

- A — Ace - 1st Server
- Point to receiver - 2nd serve
- W — Winner
- A — Ace - 2nd Server
- Point to server - 1st serve
- D — Double Fault
- Point to server - 2nd serve
- Point to receiver - 1st serve
- Service Break

THU 20 JUL 2017

Match Statistics

W				
W	**GRIN Anastasiya**	**RUS**	**6**	**6**
	YAO Dongling	CHN	2	2
		Match duration: 01h08min	33min	35min

Court 1

Chair Umpire:

GRIN Anastasiya					YAO Dongling			
1st Set	2nd Set	3rd Set	**Total**		1st Set	2nd Set	3rd Set	**Total**
0	0		**0**	total aces	0	0		**0**
0	0		**0**	double faults	0	2		**2**
14/24	14/25		**28/49**	1st serve	13/24	9/22		**22/46**
(58%)	(56%)		**(57%)**		(54%)	(41%)		**(48%)**
0	0		**0**	Aces on 1st serve	0	0		**0**
9/14	12/14		**21/28**	Points on 1st serve	5/13	6/9		**11/22**
(64%)	(86%)		**(75%)**		(38%)	(67%)		**(50%)**
10/10	11/11		**21/21**	2nd serve	11/11	11/13		**22/24**
(100%)	(100%)		**(100%)**		(100%)	(85%)		**(92%)**
0	0		**0**	Aces on 2nd serve	0	0		**0**
3/10	6/11		**9/21**	Points on 2nd serve	2/11	5/13		**7/24**
(30%)	(55%)		**(43%)**		(18%)	(38%)		**(29%)**
17/24	11/22		**28/46**	Receiv points won	12/24	7/25		**19/49**
(71%)	(50%)		**(61%)**		(50%)	(28%)		**(39%)**
4/5	2/3		**6/8**	Break point convers	2/3	0/1		**2/4**
(80%)	(67%)		**(75%)**		(67%)	(0%)		**(50%)**
29	29		**58**	Total points won	19	18		**37**

	1st Set								2nd Set							
GRIN Anastasiya	*0	1	*1	2	*3	4	*5	6	*1	2	*3	3	*4	4	*5	6
YAO Dongling	1	*1	2	*2	2	*2	2	*2	0	*0	0	*1	1	*2	2	*2

LEGEND

* Server **RET** Retired **W** Winner

Samsun Tenis Kulubu

Tennis

Women's Singles

Second Round

Match 17

SAT 22 JUL 2017

Scorecard - Single

W	HO Chiu-Mei	TPE	6	6
	ANUCHINA Angelina Antonovna	RUS	0	1
		Match duration: 00h45min	21min	24min

Court	Court 1	Scoring Rule	Normal Set Match
Chair Umpire		Match Code	WS008
Started	14:00	Finished	00:00

1st Set

Game 1: HO Chiu-Mei — HoCh 1 — AnAn 0

1 2 3 4 5

Game 2: ANUCHINA Angelina Antonovna — HoCh 2 — AnAn 0

D D

6 7 8 9 10 11 12 13 14 15

Game 3: HO Chiu-Mei — HoCh 3 — AnAn 0

16 17 18 19 20 21

Game 4: ANUCHINA Angelina Antonovna — HoCh 4 — AnAn 0

22 23 24 25

Game 5: HO Chiu-Mei — HoCh 5 — AnAn 0

26 27 28 29 30 31

Game 6: ANUCHINA Angelina Antonovna — HoCh 6 — AnAn 0

D

32 33 34 35 36 37

2nd Set

Game 1: HO Chiu-Mei — HoCh 0 — AnAn 1

38 39 40 41

Game 2: ANUCHINA Angelina Antonovna — HoCh 1 — AnAn 1

D

42 43 44 45

Game 3: HO Chiu-Mei — HoCh 2 — AnAn 1

46 47 48 49 50

Game 4: ANUCHINA Angelina Antonovna — HoCh 3 — AnAn 1

51 52 53 54 55 56 57 58 59 60

Report Created SAT 22 JUL 2017 14:55

SAT 22 JUL 2017

Scorecard - Single

Game 5: HO Chiu-Mei

HoCh	AnAn
4	1

61 62 63 64 65

Game 6: ANUCHINA Angelina Antonovna

HoCh	AnAn
5	1

66 67 68 (D) 69

Game 7: HO Chiu-Mei

HoCh	AnAn
6	1

70 71 72 73 74 75 76 77

LEGEND

- A — Ace - 1st Server
- Point to receiver - 2nd serve
- W — Winner
- A — Ace - 2nd Server
- Point to server - 1st serve
- D — Double Fault
- Point to server - 2nd serve
- Point to receiver - 1st serve
- Service Break

SAT 22 JUL 2017

Match Statistics

W	HO Chiu-Mei	TPE	6	6
	ANUCHINA Angelina Antonovna	RUS	0	1
		Match duration: 00h45min	21min	24min

Court 1

Chair Umpire:

HO Chiu-Mei					ANUCHINA Angelina Antonovna			
1st Set	2nd Set	3rd Set	**Total**		1st Set	2nd Set	3rd Set	**Total**
0	0		**0**	total aces	0	0		**0**
0	0		**0**	double faults	3	2		**5**
8/17	17/22		**25/39**	1st serve	12/20	8/18		**20/38**
(47%)	(77%)		**(64%)**		(60%)	(44%)		**(53%)**
0	0		**0**	Aces on 1st serve	0	0		**0**
7/8	11/17		**18/25**	Points on 1st serve	4/12	3/8		**7/20**
(88%)	(65%)		**(72%)**		(33%)	(38%)		**(35%)**
9/9	5/5		**14/14**	2nd serve	5/8	8/10		**13/18**
(100%)	(100%)		**(100%)**		(62%)	(80%)		**(72%)**
0	0		**0**	Aces on 2nd serve	0	0		**0**
5/9	2/5		**7/14**	Points on 2nd serve	2/8	1/10		**3/18**
(56%)	(40%)		**(50%)**		(25%)	(10%)		**(17%)**
14/20	14/18		**28/38**	Receiv points won	5/17	9/22		**14/39**
(70%)	(78%)		**(74%)**		(29%)	(41%)		**(36%)**
3/3	3/3		**6/6**	Break point convers	0/0	1/1		**1/1**
(100%)	(100%)		**(100%)**		(0%)	(100%)		**(100%)**
26	27		**53**	Total points won	11	13		**24**

	1st Set						2nd Set						
HO Chiu-Mei	*1	2	*3	4	*5	6	*0	1	*2	3	*4	5	*6
ANUCHINA Angelina Antonovna	0	*0	0	*0	0	*0	1	*1	1	*1	1	*1	1

LEGEND

* Server **RET** Retired **W** Winner

SAT 22 JUL 2017

Scorecard - Single

	SAKI Asuman	TUR	1	2
W	**SMIRNOVA Polina**	**RUS**	**6**	**6**
		Match duration: 01h14min	28min	46min

Court	Court 3	Scoring Rule	Normal Set Match
Chair Umpire		Match Code	WS011
Started	14:20	Finished	00:00

1st Set

Game 1: SAKI Asuman — SaAs 0, SmPo 1

1 2 3 4 5 6

Game 2: SMIRNOVA Polina — SaAs 0, SmPo 2

D 7 8 9 10 11 12 13 14

Game 3: SAKI Asuman — SaAs 0, SmPo 3

15 16 17 18 19 20

Game 4: SMIRNOVA Polina — SaAs 0, SmPo 4

21 22 23 24 25

Game 5: SAKI Asuman — SaAs 1, SmPo 4

26 27 28 29 30

Game 6: SMIRNOVA Polina — SaAs 1, SmPo 5

31 32 33 34

Game 7: SAKI Asuman — SaAs 1, SmPo 6

35 D 36 37 38 39

2nd Set

Game 1: SMIRNOVA Polina — SaAs 0, SmPo 1

40 D 41 42 43 44 45 46 47

Game 2: SAKI Asuman — SaAs 1, SmPo 1

48 49 50 51 52 53

Game 3: SMIRNOVA Polina — SaAs 1, SmPo 2

54 55 56 57 58 59

SAT 22 JUL 2017

Scorecard - Single

Game 4: SAKI Asuman

SaAs	SmPo
1	3

60 61 D 62 63 64

Game 5: SMIRNOVA Polina

SaAs	SmPo
1	4

65 66 67 68 69 70

Game 6: SAKI Asuman

SaAs	SmPo
2	4

71 72 73 74 75 76 77 78 79 80 81 82 83 84 85 86

Game 7: SMIRNOVA Polina

SaAs	SmPo
2	5

87 88 89 90 D 91

Game 8: SAKI Asuman

SaAs	SmPo
2	6

92 93 94 95 96 97 98 99

LEGEND

- A — Ace - 1st Server
- Point to receiver - 2nd serve
- W — Winner
- A — Ace - 2nd Server
- Point to server - 1st serve
- D — Double Fault
- Point to server - 2nd serve
- Point to receiver - 1st serve
- Service Break

SAT 22 JUL 2017

Match Statistics

	SAKI Asuman	TUR	1	2
W	**SMIRNOVA Polina**	**RUS**	**6**	**6**
		Match duration: 01h14min	28min	46min

Court 3

Chair Umpire:

SAKI Asuman					SMIRNOVA Polina			
1st Set	2nd Set	3rd Set	**Total**		1st Set	2nd Set	3rd Set	**Total**
0	0		**0**	total aces	0	0		**0**
1	1		**2**	double faults	1	2		**3**
14/22	31/35		**45/57**	1st serve	12/17	16/25		**28/42**
(64%)	(89%)		**(79%)**		(71%)	(64%)		**(67%)**
0	0		**0**	Aces on 1st serve	0	0		**0**
7/14	16/31		**23/45**	Points on 1st serve	9/12	12/16		**21/28**
(50%)	(52%)		**(51%)**		(75%)	(75%)		**(75%)**
7/8	3/4		**10/12**	2nd serve	4/5	7/9		**11/14**
(88%)	(75%)		**(83%)**		(80%)	(78%)		**(79%)**
0	0		**0**	Aces on 2nd serve	0	0		**0**
2/8	1/4		**3/12**	Points on 2nd serve	4/5	5/9		**9/14**
(25%)	(25%)		**(25%)**		(80%)	(56%)		**(64%)**
4/17	8/25		**12/42**	Receiv points won	13/22	18/35		**31/57**
(24%)	(32%)		**(29%)**		(59%)	(51%)		**(54%)**
0/0	0/2		**0/2**	Break point convers	3/4	2/3		**5/7**
(0%)	(0%)		**(0%)**		(75%)	(67%)		**(71%)**
13	25		**38**	Total points won	26	35		**61**

	1st Set							2nd Set							
SAKI Asuman	*0	0	*0	0	*1	1	*1	0	*1	1	*1	1	*2	2	*2
SMIRNOVA Polina	1	*2	3	*4	4	*5	6	*1	1	*2	3	*4	4	*5	6

LEGEND

* Server **RET** Retired **W** Winner

Report Created SAT 22 JUL 2017 16:43

SAT 22 JUL 2017

Scorecard - Single

W				
W	**COUDON Aurelie**	**FRA**	**6**	**6**
	CHUMAK Anastasia	RUS	0	1
		Match duration: 01h09min	23min	46min

Court	Court 1	Scoring Rule	Normal Set Match
Chair Umpire		Match Code	WS013
Started	16:37	Finished	00:00

1st Set

Game 1: CHUMAK Anastasia — CoAu 1, ChAn 0

1 2 3 4 5 (D)

Game 2: COUDON Aurelie — CoAu 2, ChAn 0

6 7 8 9 (D) 10

Game 3: CHUMAK Anastasia — CoAu 3, ChAn 0

11 12 13 (D) 14 15

Game 4: COUDON Aurelie — CoAu 4, ChAn 0

16 17 18 19 20 21 22 23 24 25

Game 5: CHUMAK Anastasia — CoAu 5, ChAn 0

26 27 28 29

Game 6: COUDON Aurelie — CoAu 6, ChAn 0

30 31 32 33 34 35

2nd Set

Game 1: CHUMAK Anastasia — CoAu 1, ChAn 0

(D) 37 38 39 40 (D)

Game 2: COUDON Aurelie — CoAu 1, ChAn 1

42 43 44 45 46 47

Game 3: CHUMAK Anastasia — CoAu 2, ChAn 1

48 (D) 50 51 (D) 53

Game 4: COUDON Aurelie — CoAu 3, ChAn 1

54 55 56 57 58

SAT 22 JUL 2017

Scorecard - Single

Game 5: CHUMAK Anastasia

59	60	61	62	63
				D

CoAu	ChAn
4	1

Game 6: COUDON Aurelie

64	65	66	67	68
		•		•

CoAu	ChAn
5	1

Game 7: CHUMAK Anastasia

69	70	71	72	73	74	75	76
•				•		D	•

CoAu	ChAn
6	1

LEGEND

- A — Ace - 1st Server
- Point to receiver - 2nd serve
- W — Winner
- A — Ace - 2nd Server
- Point to server - 1st serve
- D — Double Fault
- Point to server - 2nd serve
- Point to receiver - 1st serve
- Service Break

SAT 22 JUL 2017

Match Statistics

W				
W	**COUDON Aurelie**	**FRA**	**6**	**6**
	CHUMAK Anastasia	RUS	0	1
		Match duration: 01h09min	23min	46min

Court 1

Chair Umpire:

COUDON Aurelie					CHUMAK Anastasia			
1st Set	2nd Set	3rd Set	**Total**		1st Set	2nd Set	3rd Set	**Total**
0	0		**0**	total aces	0	0		**0**
1	0		**1**	double faults	2	6		**8**
14/21	10/16		**24/37**	1st serve	9/14	16/25		**25/39**
(67%)	(62%)		**(65%)**		(64%)	(64%)		**(64%)**
0	0		**0**	Aces on 1st serve	0	0		**0**
10/14	5/10		**15/24**	Points on 1st serve	1/9	7/16		**8/25**
(71%)	(50%)		**(62%)**		(11%)	(44%)		**(32%)**
6/7	6/6		**12/13**	2nd serve	3/5	3/9		**6/14**
(86%)	(100%)		**(92%)**		(60%)	(33%)		**(43%)**
0	0		**0**	Aces on 2nd serve	0	0		**0**
4/7	5/6		**9/13**	Points on 2nd serve	1/5	1/9		**2/14**
(57%)	(83%)		**(69%)**		(20%)	(11%)		**(14%)**
12/14	17/25		**29/39**	Receiv points won	7/21	6/16		**13/37**
(86%)	(68%)		**(74%)**		(33%)	(38%)		**(35%)**
3/5	4/5		**7/10**	Break point convers	0/1	1/1		**1/2**
(60%)	(80%)		**(70%)**		(0%)	(100%)		**(50%)**
26	27		**53**	Total points won	9	14		**23**

	1st Set						2nd Set						
COUDON Aurelie	1	*2	3	*4	5	*6	1	*1	2	*3	4	*5	6
CHUMAK Anastasia	*0	0	*0	0	*0	0	*0	1	*1	1	*1	1	*1

LEGEND

* Server **RET** Retired **W** Winner

SAT 22 JUL 2017

Scorecard - Single

	GRIN Anastasiya	RUS	4	0
W	**BENEY Marine**	**FRA**	**6**	**6**
		Match duration: 01h19min	34min	45min

Court	Court 1	Scoring Rule	Normal Set Match
Chair Umpire		Match Code	WS014
Started	15:04	Finished	00:00

1st Set

Game 1: GRIN Anastasiya — GrAn 0, BeMa 1

1 | 2 D | 3 D | 4

Game 2: BENEY Marine — GrAn 1, BeMa 1

5 | 6 | 7 | 8 | 9 | 10 D

Game 3: GRIN Anastasiya — GrAn 1, BeMa 2

11 | 12 | 13 | 14

Game 4: BENEY Marine — GrAn 1, BeMa 3

15 | 16 | 17 | 18

Game 5: GRIN Anastasiya — GrAn 2, BeMa 3

19 | 20 | 21 | 22

Game 6: BENEY Marine — GrAn 2, BeMa 4

23 | 24 | 25 | 26 | 27

Game 7: GRIN Anastasiya — GrAn 3, BeMa 4

28 | 29 | 30 | 31

Game 8: BENEY Marine — GrAn 4, BeMa 4

32 | 33 | 34 | 35 | 36

Game 9: GRIN Anastasiya — GrAn 4, BeMa 5

37 | 38 D | 39 | 40

Game 10: BENEY Marine — GrAn 4, BeMa 6

41 | 42 | 43 | 44 | 45

2nd Set

SAT 22 JUL 2017

Scorecard - Single

Game 1: GRIN Anastasiya — GrAn 0 — BeMa 1



Game 2: BENEY Marine — GrAn 0 — BeMa 2



Game 3: GRIN Anastasiya — GrAn 0 — BeMa 3



Game 4: BENEY Marine — GrAn 0 — BeMa 4

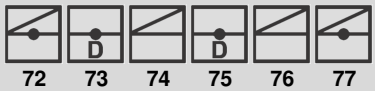

Game 5: GRIN Anastasiya — GrAn 0 — BeMa 5



Game 6: BENEY Marine — GrAn 0 — BeMa 6



LEGEND

- A — Ace - 1st Server
- Point to receiver - 2nd serve
- W — Winner
- A — Ace - 2nd Server
- Point to server - 1st serve
- D — Double Fault
- Point to server - 2nd serve
- Point to receiver - 1st serve
- Service Break

SAT 22 JUL 2017

Match Statistics

	GRIN Anastasiya	RUS	4	0
W	**BENEY Marine**	**FRA**	**6**	**6**
		Match duration: 01h19min	34min	45min

Court 1

Chair Umpire:

GRIN Anastasiya					BENEY Marine			
1st Set	2nd Set	3rd Set	**Total**		1st Set	2nd Set	3rd Set	**Total**
0	0		**0**	total aces	0	0		**0**
3	0		**3**	double faults	1	3		**4**
12/20	17/26		**29/46**	1st serve	18/25	11/19		**29/44**
(60%)	(65%)		**(63%)**		(72%)	(58%)		**(66%)**
0	0		**0**	Aces on 1st serve	0	0		**0**
5/12	6/17		**11/29**	Points on 1st serve	13/18	10/11		**23/29**
(42%)	(35%)		**(38%)**		(72%)	(91%)		**(79%)**
5/8	9/9		**14/17**	2nd serve	6/7	5/8		**11/15**
(62%)	(100%)		**(82%)**		(86%)	(62%)		**(73%)**
0	0		**0**	Aces on 2nd serve	0	0		**0**
3/8	4/9		**7/17**	Points on 2nd serve	2/7	3/8		**5/15**
(38%)	(44%)		**(41%)**		(29%)	(38%)		**(33%)**
10/25	6/19		**16/44**	Receiv points won	12/20	16/26		**28/46**
(40%)	(32%)		**(36%)**		(60%)	(62%)		**(61%)**
2/3	0/1		**2/4**	Break point convers	3/3	3/7		**6/10**
(67%)	(0%)		**(50%)**		(100%)	(43%)		**(60%)**
18	16		**34**	Total points won	27	29		**56**

	1st Set										2nd Set					
GRIN Anastasiya	*0	1	*1	1	*2	2	*3	4	*4	4	*0	0	*0	0	*0	0
BENEY Marine	1	*1	2	*3	3	*4	4	*4	5	*6	1	*2	3	*4	5	*6

LEGEND

* Server **RET** Retired **W** Winner

Report Created SAT 22 JUL 2017 16:30

MON 24 JUL 2017

Scorecard - Single

	JANOSIKOVA Jana	SVK	2	1
W	**SMIRNOVA Polina**	**RUS**	**6**	**6**
		Match duration: 01h15min	34min	41min

Court	Court 3	Scoring Rule	Normal Set Match
Chair Umpire		Match Code	WS005
Started	14:58	Finished	00:00

1st Set

Game 1: JANOSIKOVA Jana — JaJa 0, SmPo 1

1 2 3 4 5(D) 6

Game 2: SMIRNOVA Polina — JaJa 0, SmPo 2

7 8 9 10 11 12

Game 3: JANOSIKOVA Jana — JaJa 1, SmPo 2

13 14(D) 15 16 17

Game 4: SMIRNOVA Polina — JaJa 2, SmPo 2

18 19 20 21 22 23

Game 5: JANOSIKOVA Jana — JaJa 2, SmPo 3

24 25 26 27(D) 28(D)

Game 6: SMIRNOVA Polina — JaJa 2, SmPo 4

29 30 31 32 33

Game 7: JANOSIKOVA Jana — JaJa 2, SmPo 5

34 35 36 37 38

Game 8: SMIRNOVA Polina — JaJa 2, SmPo 6

39 40(D) 41 42 43

2nd Set

Game 1: JANOSIKOVA Jana — JaJa 1, SmPo 0

44(D) 45 46 47 48 49 50 51

Game 2: SMIRNOVA Polina — JaJa 1, SmPo 1

52 53(D) 54 55 56 57

MON 24 JUL 2017

Scorecard - Single

Game 3: JANOSIKOVA Jana

JaJa	SmPo
1	2

58 59 60 D 61

Game 4: SMIRNOVA Polina

JaJa	SmPo
1	3

62 63 64 65 66 67 68 69

Game 5: JANOSIKOVA Jana

JaJa	SmPo
1	4

D 71 72 D 74 75 76 77 78 79 80 81 82 83 84 85

Game 6: SMIRNOVA Polina

JaJa	SmPo
1	5

86 87 88 89 90

Game 7: JANOSIKOVA Jana

JaJa	SmPo
1	6

91 92 D 94 D

LEGEND

- A — Ace - 1st Server
- Point to receiver - 2nd serve
- W — Winner
- A — Ace - 2nd Server
- Point to server - 1st serve
- D — Double Fault
- Point to server - 2nd serve
- Point to receiver - 1st serve
- Service Break

MON 24 JUL 2017

Match Statistics

	JANOSIKOVA Jana	SVK	2	1
W	**SMIRNOVA Polina**	**RUS**	**6**	**6**
		Match duration: 01h15min	34min	41min

Court 3

Chair Umpire:

JANOSIKOVA Jana					SMIRNOVA Polina			
1st Set	2nd Set	3rd Set	**Total**		1st Set	2nd Set	3rd Set	**Total**
0	0		**0**	total aces	0	0		**0**
4	6		**10**	double faults	1	1		**2**
9/21	18/33		**27/54**	1st serve	15/22	16/19		**31/41**
(43%)	(55%)		**(50%)**		(68%)	(84%)		**(76%)**
0	0		**0**	Aces on 1st serve	0	0		**0**
4/9	9/18		**13/27**	Points on 1st serve	9/15	12/16		**21/31**
(44%)	(50%)		**(48%)**		(60%)	(75%)		**(68%)**
8/12	9/15		**17/27**	2nd serve	6/7	2/3		**8/10**
(67%)	(60%)		**(63%)**		(86%)	(67%)		**(80%)**
0	0		**0**	Aces on 2nd serve	0	0		**0**
4/12	4/15		**8/27**	Points on 2nd serve	5/7	1/3		**6/10**
(33%)	(27%)		**(30%)**		(71%)	(33%)		**(60%)**
8/22	6/19		**14/41**	Receiv points won	13/21	20/33		**33/54**
(36%)	(32%)		**(34%)**		(62%)	(61%)		**(61%)**
1/2	0/1		**1/3**	Break point convers	3/4	3/9		**6/13**
(50%)	(0%)		**(33%)**		(75%)	(33%)		**(46%)**
16	19		**35**	Total points won	27	33		**60**

	1st Set								2nd Set							
JANOSIKOVA Jana	*0	0	*1	2	*2	2	*2	2	*1	1	*1	1	*1	1	*1	
SMIRNOVA Polina	1	*2	2	*2	3	*4	5	*6	0	*1	2	*3	4	*5	6	

LEGEND

* Server **RET** Retired **W** Winner

Report Created MON 24 JUL 2017 17:21

WED 26 JUL 2017

Scorecard - Single

	HO Chiu-Mei	TPE	4	6	1
W	**SMIRNOVA Polina**	**RUS**	**6**	**1**	**6**
	Match duration: 02h35min		42min	38min	75min

Court	Court 2	Scoring Rule	Normal Set Match
Chair Umpire		Match Code	WS002
Started	09:54	Finished	00:00

1st Set

Game 1: HO Chiu-Mei — HoCh 0, SmPo 1

1 2 3 4

Game 2: SMIRNOVA Polina — HoCh 1, SmPo 1

5 6 7 8 9 10

Game 3: HO Chiu-Mei — HoCh 2, SmPo 1

11 12 13 14 15 16

Game 4: SMIRNOVA Polina — HoCh 2, SmPo 2

17 18 19 20 21 22

Game 5: HO Chiu-Mei — HoCh 2, SmPo 3

23 24 25 26 27

Game 6: SMIRNOVA Polina — HoCh 3, SmPo 3

28 29 30 31 32 33 34 35 36 37

Game 7: HO Chiu-Mei — HoCh 4, SmPo 3

38 39 40 41

Game 8: SMIRNOVA Polina — HoCh 4, SmPo 4

42 43 44 45 46 47 48 49

Game 9: HO Chiu-Mei — HoCh 4, SmPo 5

50 51 52 53 54 55 56 57

Game 10: SMIRNOVA Polina — HoCh 4, SmPo 6

58 59 60 61

2nd Set

WED 26 JUL 2017

Scorecard - Single

Game 1: HO Chiu-Mei — HoCh 1 — SmPo 0

62	63	64	65	66	67	68	69	70	71	72	73
	•					•			D		

Game 2: SMIRNOVA Polina — HoCh 2 — SmPo 0

74	75	76	77	78	79
	•	D			

Game 3: HO Chiu-Mei — HoCh 3 — SmPo 0

80	81	82	83	84	85
					•

Game 4: SMIRNOVA Polina — HoCh 4 — SmPo 0

86	87	88	89	90	91	92	93
					•		

Game 5: HO Chiu-Mei — HoCh 5 — SmPo 0

94	95	96	97	98	99
	•				•

Game 6: SMIRNOVA Polina — HoCh 5 — SmPo 1

100	101	102	103	104

Game 7: HO Chiu-Mei — HoCh 6 — SmPo 1

105	106	107	108	109	110
•					

3rd Set

Game 1: SMIRNOVA Polina — HoCh 1 — SmPo 0

111	112	113	114	115	116
			•		•

Game 2: HO Chiu-Mei — HoCh 1 — SmPo 1

117	118	119	120	121

Game 3: SMIRNOVA Polina — HoCh 1 — SmPo 2

122	123	124	125	126

Game 4: HO Chiu-Mei — HoCh 1 — SmPo 3

127	128	129	130
•			

Game 5: SMIRNOVA Polina — HoCh 1 — SmPo 4

131	132	133	134	135	136
				•	

WED 26 JUL 2017

Scorecard - Single

Game 6: HO Chiu-Mei

HoCh	SmPo
1	5

137 138 139 140 141

Game 7: SMIRNOVA Polina

HoCh	SmPo
1	6

142 143 144 145 146 147

LEGEND

- Ace - 1st Server
- Point to receiver - 2nd serve
- W Winner
- Ace - 2nd Server
- Point to server - 1st serve
- Double Fault
- Point to server - 2nd serve
- Point to receiver - 1st serve
- Service Break

WED 26 JUL 2017

Match Statistics

	HO Chiu-Mei	TPE	4	6	1
W	**SMIRNOVA Polina**	**RUS**	**6**	**1**	**6**
		Match duration: 02h35min	42min	38min	75min

Court 2

Chair Umpire:

HO Chiu-Mei					SMIRNOVA Polina			
1st Set	2nd Set	3rd Set	**Total**		1st Set	2nd Set	3rd Set	**Total**
0	0	0	**0**	total aces	0	0	0	**0**
0	1	0	**1**	double faults	0	1	1	**2**
20/27	23/30	12/14	**55/71**	1st serve	27/34	16/19	19/23	**62/76**
(74%)	(77%)	(86%)	**(77%)**		(79%)	(84%)	(83%)	**(82%)**
0	0	0	**0**	Aces on 1st serve	0	0	0	**0**
6/20	15/23	2/12	**23/55**	Points on 1st serve	14/27	7/16	14/19	**35/62**
(30%)	(65%)	(17%)	**(42%)**		(52%)	(44%)	(74%)	**(56%)**
7/7	6/7	2/2	**15/16**	2nd serve	7/7	2/3	3/4	**12/14**
(100%)	(86%)	(100%)	**(94%)**		(100%)	(67%)	(75%)	**(86%)**
0	0	0	**0**	Aces on 2nd serve	0	0	0	**0**
6/7	4/7	0/2	**10/16**	Points on 2nd serve	5/7	2/3	0/4	**7/14**
(86%)	(57%)	(0%)	**(62%)**		(71%)	(67%)	(0%)	**(50%)**
15/34	10/19	9/23	**34/76**	Receiv points won	15/27	11/30	12/14	**38/71**
(44%)	(53%)	(39%)	**(45%)**		(56%)	(37%)	(86%)	**(54%)**
2/5	2/3	1/1	**5/9**	Break point convers	3/5	0/0	3/3	**6/8**
(40%)	(67%)	(100%)	**(56%)**		(60%)	(0%)	(100%)	**(75%)**
27	29	11	**67**	Total points won	34	20	26	**80**

	1st Set										2nd Set							3rd Set							
HO Chiu-Mei	*0	1	*2	2	*2	3	*4	4	*4	4	*1	2	*3	4	*5	5	*6	1	*1	1	*1	1	*1	1
SMIRNOVA Polina	1	*1	1	*2	3	*3	3	*4	5	*6	0	*0	0	*0	0	*1	1	*0	1	*2	3	*4	5	*6

LEGEND

* Server **RET** Retired **W** Winner

Report Created WED 26 JUL 2017 12:01

WED 26 JUL 2017

Scorecard - Single

W	LIN Chia-Wen	TPE	6	6
	FLECKENSTEIN Verena	GER	1	1
		Match duration: 01h04min	27min	37min

Court	Court 3	Scoring Rule	Normal Set Match
Chair Umpire		Match Code	WS003
Started	09:58	Finished	00:00

1st Set

Game 1: FLECKENSTEIN Verena — LiCh 1 — FlVe 0

1 2 3 4 5 6

Game 2: LIN Chia-Wen — LiCh 2 — FlVe 0

7 8 9 10 11 12

Game 3: FLECKENSTEIN Verena — LiCh 3 — FlVe 0

13 14 15 16 17 18 (D)

Game 4: LIN Chia-Wen — LiCh 3 — FlVe 1

19 (D) 20 21 22 23 (D) 24

Game 5: FLECKENSTEIN Verena — LiCh 4 — FlVe 1

25 (D) 26 27 28 29 30 31 32 33 34 35 36 37 38 39 40

Game 6: LIN Chia-Wen — LiCh 5 — FlVe 1

41 42 43 44 (D) 45

Game 7: FLECKENSTEIN Verena — LiCh 6 — FlVe 1

46 47 48 49 50 51

2nd Set

Game 1: LIN Chia-Wen — LiCh 1 — FlVe 0

52 53 54 55 56 57 58 59 60 61 62 63

Game 2: FLECKENSTEIN Verena — LiCh 2 — FlVe 0

64 65 66 67 68 69

Game 3: LIN Chia-Wen — LiCh 2 — FlVe 1

70 71 72 73

WED 26 JUL 2017

Scorecard - Single

Game 4: FLECKENSTEIN Verena — LiCh 3 — FlVe 1



Game 5: LIN Chia-Wen — LiCh 4 — FlVe 1



Game 6: FLECKENSTEIN Verena — LiCh 5 — FlVe 1



Game 7: LIN Chia-Wen — LiCh 6 — FlVe 1

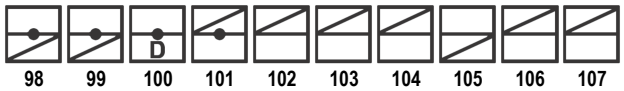

LEGEND

- A — Ace - 1st Server
- Point to receiver - 2nd serve
- W — Winner
- A — Ace - 2nd Server
- Point to server - 1st serve
- D — Double Fault
- Point to server - 2nd serve
- Point to receiver - 1st serve
- Service Break

WED 26 JUL 2017

Match Statistics

W	LIN Chia-Wen	TPE	6	6
	FLECKENSTEIN Verena	GER	1	1
		Match duration: 01h04min	27min	37min

Court 3

Chair Umpire:

LIN Chia-Wen					FLECKENSTEIN Verena			
1st Set	2nd Set	3rd Set	**Total**		1st Set	2nd Set	3rd Set	**Total**
0	0		**0**	total aces	0	0		**0**
3	1		**4**	double faults	2	1		**3**
9/17	24/40		**33/57**	1st serve	22/34	11/16		**33/50**
(53%)	(60%)		**(58%)**		(65%)	(69%)		**(66%)**
0	0		**0**	Aces on 1st serve	0	0		**0**
7/9	15/24		**22/33**	Points on 1st serve	11/22	4/11		**15/33**
(78%)	(62%)		**(67%)**		(50%)	(36%)		**(45%)**
5/8	15/16		**20/24**	2nd serve	10/12	4/5		**14/17**
(62%)	(94%)		**(83%)**		(83%)	(80%)		**(82%)**
0	0		**0**	Aces on 2nd serve	0	0		**0**
3/8	6/16		**9/24**	Points on 2nd serve	2/12	0/5		**2/17**
(38%)	(38%)		**(38%)**		(17%)	(0%)		**(12%)**
21/34	12/16		**33/50**	Receiv points won	7/17	19/40		**26/57**
(62%)	(75%)		**(66%)**		(41%)	(48%)		**(46%)**
4/9	3/6		**7/15**	Break point convers	1/1	1/7		**2/8**
(44%)	(50%)		**(47%)**		(100%)	(14%)		**(25%)**
31	33		**64**	Total points won	20	23		**43**

	1st Set							2nd Set						
LIN Chia-Wen	1	*2	3	*3	4	*5	6	*1	2	*2	3	*4	5	*6
FLECKENSTEIN Verena	*0	0	*0	1	*1	1	*1	0	*0	1	*1	1	*1	1

LEGEND

* Server **RET** Retired **W** Winner

FRI 28 JUL 2017

Scorecard - Single

	SMIRNOVA Polina	RUS	2	2
W	**LIN Chia-Wen**	**TPE**	**6**	**6**
		Match duration: 01h37min	44min	53min

Court	Court 4	Scoring Rule	Normal Set Match
Chair Umpire		Match Code	WS001
Started	09:55	Finished	00:00

1st Set

Game 1: SMIRNOVA Polina — SmPo 0, LiCh 1

1 2 3 4 5 6 7 8 9 10 11 12

Game 2: LIN Chia-Wen — SmPo 1, LiCh 1

13 14 15 16 17 18

Game 3: SMIRNOVA Polina — SmPo 1, LiCh 2

19 20 21 22 23

Game 4: LIN Chia-Wen — SmPo 1, LiCh 3

24 25 26 27 28

Game 5: SMIRNOVA Polina — SmPo 1, LiCh 4

29 30 31 32 33 34

Game 6: LIN Chia-Wen — SmPo 2, LiCh 4

35 36 37 38 39 40

Game 7: SMIRNOVA Polina — SmPo 2, LiCh 5

41 42 43 44 45 46 47 48 49 50 51 52 53 54

Game 8: LIN Chia-Wen — SmPo 2, LiCh 6

55 56 57 58 59

2nd Set

Game 1: SMIRNOVA Polina — SmPo 1, LiCh 0

60 61 62 63 64 65 66 67 68 69

Game 2: LIN Chia-Wen — SmPo 1, LiCh 1

70 71 72 73 74 75

FRI 28 JUL 2017

Scorecard - Single

Game 3: SMIRNOVA Polina

SmPo	LiCh
1	2

76 77 78 79 80

Game 4: LIN Chia-Wen

SmPo	LiCh
2	2

81 82 83 84 85 86 87 88

Game 5: SMIRNOVA Polina

SmPo	LiCh
2	3

89 90 91 92 93 94

Game 6: LIN Chia-Wen

SmPo	LiCh
2	4

95 96 97 98 99 100 101 102

Game 7: SMIRNOVA Polina

SmPo	LiCh
2	5

103 104 105 106 107

Game 8: LIN Chia-Wen

SmPo	LiCh
2	6

108 109 110 111 112 113

LEGEND

- Ace - 1st Server
- Point to receiver - 2nd serve
- W Winner
- Ace - 2nd Server
- Point to server - 1st serve
- Double Fault
- Point to server - 2nd serve
- Point to receiver - 1st serve
- Service Break

FRI 28 JUL 2017

Match Statistics

	SMIRNOVA Polina	RUS	2	2
W	**LIN Chia-Wen**	**TPE**	**6**	**6**
		Match duration: 01h37min	44min	53min

Court 4

Chair Umpire:

SMIRNOVA Polina					LIN Chia-Wen			
1st Set	2nd Set	3rd Set	**Total**		1st Set	2nd Set	3rd Set	**Total**
0	0		**0**	total aces	0	0		**0**
3	1		**4**	double faults	2	2		**4**
21/37	17/26		**38/63**	1st serve	14/22	17/28		**31/50**
(57%)	(65%)		**(60%)**		(64%)	(61%)		**(62%)**
0	0		**0**	Aces on 1st serve	0	0		**0**
11/21	6/17		**17/38**	Points on 1st serve	8/14	11/17		**19/31**
(52%)	(35%)		**(45%)**		(57%)	(65%)		**(61%)**
13/16	8/9		**21/25**	2nd serve	6/8	9/11		**15/19**
(81%)	(89%)		**(84%)**		(75%)	(82%)		**(79%)**
0	0		**0**	Aces on 2nd serve	0	0		**0**
3/16	4/9		**7/25**	Points on 2nd serve	4/8	5/11		**9/19**
(19%)	(44%)		**(28%)**		(50%)	(45%)		**(47%)**
10/22	12/28		**22/50**	Receiv points won	23/37	16/26		**39/63**
(45%)	(43%)		**(44%)**		(62%)	(62%)		**(62%)**
2/3	1/2		**3/5**	Break point convers	4/8	3/3		**7/11**
(67%)	(50%)		**(60%)**		(50%)	(100%)		**(64%)**
24	22		**46**	Total points won	35	32		**67**

	1st Set								2nd Set							
SMIRNOVA Polina	*0	1	*1	1	*1	2	*2	2	*1	1	*1	2	*2	2	*2	2
LIN Chia-Wen	1	*1	2	*3	4	*4	5	*6	0	*1	2	*2	3	*4	5	*6

LEGEND

* Server **RET** Retired **W** Winner

Report Created FRI 28 JUL 2017 11:42

FRI 28 JUL 2017

Scorecard - Single

W	HO Chiu-Mei	TPE	6	6
	FLECKENSTEIN Verena	GER	0	2
		Match duration: 00h56min	22min	34min

Court	Court 1	Scoring Rule	Normal Set Match
Chair Umpire		Match Code	WS070
Started	09:56	Finished	00:00

1st Set

Game 1: HO Chiu-Mei — HoCh 1, FlVe 0

1 2 3 4

Game 2: FLECKENSTEIN Verena — HoCh 2, FlVe 0

5 6 7(D) 8 9 10 11(D) 12

Game 3: HO Chiu-Mei — HoCh 3, FlVe 0

13(D) 14 15 16 17 18 19 20

Game 4: FLECKENSTEIN Verena — HoCh 4, FlVe 0

21(D) 22 23 24 25 26 27 28

Game 5: HO Chiu-Mei — HoCh 5, FlVe 0

29 30 31(D) 32 33 34 35 36 37 38

Game 6: FLECKENSTEIN Verena — HoCh 6, FlVe 0

39 40(D) 41 42 43 44

2nd Set

Game 1: HO Chiu-Mei — HoCh 1, FlVe 0

45 46 47 48 49

Game 2: FLECKENSTEIN Verena — HoCh 1, FlVe 1

50 51 52 53 54 55 56 57

Game 3: HO Chiu-Mei — HoCh 2, FlVe 1

58 59 60 61 62 63 64 65 66 67

Game 4: FLECKENSTEIN Verena — HoCh 2, FlVe 2

68 69 70 71 72

FRI 28 JUL 2017

Scorecard - Single

Game 5: HO Chiu-Mei

	73	74	75	76	77	78	HoCh	FlVe
							3	2

Game 6: FLECKENSTEIN Verena

	79	80	81	82	83	84	HoCh	FlVe	
		D					4	2	✸

Game 7: HO Chiu-Mei

	85	86	87	88	89	90	HoCh	FlVe
							5	2

Game 8: FLECKENSTEIN Verena

	91	92	93	94	95	96	97	98	HoCh	FlVe	
	D				D			D	6	2	✸

LEGEND

- A — Ace - 1st Server
- Point to receiver - 2nd serve
- W — Winner
- A — Ace - 2nd Server
- Point to server - 1st serve
- D — Double Fault
- Point to server - 2nd serve
- Point to receiver - 1st serve
- ✸ — Service Break

FRI 28 JUL 2017

Match Statistics

W	HO Chiu-Mei	TPE	6	6
	FLECKENSTEIN Verena	GER	0	2
		Match duration: 00h56min	22min	34min

Court 1

Chair Umpire:

HO Chiu-Mei					FLECKENSTEIN Verena			
1st Set	2nd Set	3rd Set	**Total**		1st Set	2nd Set	3rd Set	**Total**
0	0		**0**	total aces	0	0		**0**
2	0		**2**	double faults	4	4		**8**
15/22	20/27		**35/49**	1st serve	15/22	15/27		**30/49**
(68%)	(74%)		**(71%)**		(68%)	(56%)		**(61%)**
0	0		**0**	Aces on 1st serve	0	0		**0**
11/15	13/20		**24/35**	Points on 1st serve	8/15	7/15		**15/30**
(73%)	(65%)		**(69%)**		(53%)	(47%)		**(50%)**
5/7	7/7		**12/14**	2nd serve	3/7	8/12		**11/19**
(71%)	(100%)		**(86%)**		(43%)	(67%)		**(58%)**
0	0		**0**	Aces on 2nd serve	0	0		**0**
4/7	5/7		**9/14**	Points on 2nd serve	0/7	7/12		**7/19**
(57%)	(71%)		**(64%)**		(0%)	(58%)		**(37%)**
14/22	13/27		**27/49**	Receiv points won	7/22	9/27		**16/49**
(64%)	(48%)		**(55%)**		(32%)	(33%)		**(33%)**
3/5	2/3		**5/8**	Break point convers	0/2	0/1		**0/3**
(60%)	(67%)		**(62%)**		(0%)	(0%)		**(0%)**
29	31		**60**	Total points won	15	23		**38**

	1st Set						2nd Set							
HO Chiu-Mei	*1	2	*3	4	*5	6	*1	1	*2	2	*3	4	*5	6
FLECKENSTEIN Verena	0	*0	0	*0	0	*0	0	*1	1	*2	2	*2	2	*2

LEGEND

* Server **RET** Retired **W** Winner

Team Medallists

Medal	NOC	Name
GOLD	TPE - Chinese Taipei	HO Chiu-Mei LIN Chia-Wen
SILVER	FRA - France	BENEY Marine COUDON Aurelie
BRONZE	TUR - Turkey	BANGUOGLU Tutem SAKI Asuman

Draw

As of THU 27 JUL 2017 at 17:11

Rank	Quarter-finals	Seed	NOC	Semi-finals	Gold-medal Match

CLASSIFICATION		
Gold	HO/LIN	TPE
Silver	BENEY/COUDON	FRA
Bronze	BANGUOGLU/SAKI	TUR

HO C./LIN C. TPE
JAFREEN S./VIDISHA V. IND

BANGUOGLU T./SAKI A. TUR
CAI L./YAO D. CHN

MURSITOGLU B./KOL B. TUR
GUPTA P./JAISWAL M. IND

BENEY M./COUDON A. FRA
GRIN A./CHUMAK A. RUS

HO C./LIN C.
6-0 6-0

BANGUOGLU T./SAKI A.
6-3 6-3

GUPTA P./JAISWAL M.
6-0 6-0

BENEY M./COUDON A.
6-0 6-1

HO C./LIN C.
6-0 6-1

BENEY M./COUDON A.
6-1 6-1

Gold Medal

HO/LIN
6-1 6-4

Bronze Medal

BANGUOGLU T./SAKI A. TUR
GUPTA P./JAISWAL M. IND

BANGUOGLU/SAKI
6-3 6-2

LEGEND
ALT Alternate **W/O** Walk-Over

Report Created THU 27 JUL 2017 17:11

Samsun Tenis Kulubu

Tennis

Women's Doubles

Quarter-finals

Match 4

FRI 21 JUL 2017

Scorecard - Double

W	**BENEY Marine** **COUDON Aurelie**	**FRA**	**6**	**6**
	GRIN Anastasiya CHUMAK Anastasia	RUS	0	1
		Match duration: 01h07min	31min	36min

Court	Court 6	Scoring Rule	Normal Set Match
Chair Umpire		Match Code	WD007
Started	11:13	Finished	00:00

1st Set

Game 1: BENEY Marine — BB/C 1, GG/C 0

1 2 3 4

Game 2: GRIN Anastasiya — BB/C 2, GG/C 0

5 6 7 8

Game 3: COUDON Aurelie — BB/C 3, GG/C 0

9 10 11 12

Game 4: CHUMAK Anastasia — BB/C 4, GG/C 0

13 14 15 16 17 18 19 20

Game 5: BENEY Marine — BB/C 5, GG/C 0

21 22 23 24 25 26 27 28 29 30

Game 6: GRIN Anastasiya — BB/C 6, GG/C 0

D

31 32 33 34 35 36 37 38 39 40 41 42

2nd Set

Game 1: COUDON Aurelie — BB/C 1, GG/C 0

43 44 45 46 47

Game 2: CHUMAK Anastasia — BB/C 1, GG/C 1

48 49 50 51 52

Game 3: BENEY Marine — BB/C 2, GG/C 1

D

53 54 55 56 57 58

Game 4: GRIN Anastasiya — BB/C 3, GG/C 1

D

59 60 61 62 63 64 65 66 67 68

Report Created FRI 21 JUL 2017 12:28

FRI 21 JUL 2017

Scorecard - Double

Game 5: COUDON Aurelie

BB/C	GG/C
4	1

69 70 71 72 73

Game 6: CHUMAK Anastasia

BB/C	GG/C
5	1

74 75 76 77 78 79

Game 7: BENEY Marine

BB/C	GG/C
6	1

80 81 82 83 84 85

LEGEND

- Ace - 1st Server
- Point to receiver - 2nd serve
- W Winner
- Ace - 2nd Server
- Point to server - 1st serve
- Double Fault
- Point to server - 2nd serve
- Point to receiver - 1st serve
- Service Break

FRI 21 JUL 2017

Match Statistics - Double

W	**BENEY Marine** **COUDON Aurelie**	**FRA**	**6**	**6**
	GRIN Anastasiya CHUMAK Anastasia	RUS	0	1
		Match duration: 01h07min	31min	36min

Court 6

Chair Umpire:

BENEY,M./COUDON,A.					GRIN,A./CHUMAK,A.			
1st Set	2nd Set	3rd Set	**Total**		1st Set	2nd Set	3rd Set	**Total**
0	0		**0**	total aces	0	0		**0**
0	1		**1**	double faults	1	2		**3**
10/18	17/22		**27/40**	1st serve	17/24	14/21		**31/45**
(56%)	(77%)		**(68%)**		(71%)	(67%)		**(69%)**
0	0		**0**	Aces on 1st serve	0	0		**0**
8/10	14/17		**22/27**	Points on 1st serve	5/17	6/14		**11/31**
(80%)	(82%)		**(81%)**		(29%)	(43%)		**(35%)**
8/8	4/5		**12/13**	2nd serve	6/7	5/7		**11/14**
(100%)	(80%)		**(92%)**		(86%)	(71%)		**(79%)**
0	0		**0**	Aces on 2nd serve	0	0		**0**
6/8	2/5		**8/13**	Points on 2nd serve	3/7	4/7		**7/14**
(75%)	(40%)		**(62%)**		(43%)	(57%)		**(50%)**
16/24	11/21		**27/45**	Receiv points won	4/18	6/22		**10/40**
(67%)	(52%)		**(60%)**		(22%)	(27%)		**(25%)**
3/7	2/2		**5/9**	Break point convers	0/0	0/0		**0/0**
(43%)	(100%)		**(56%)**		(0%)	(0%)		**(0%)**
30	27		**57**	Total points won	12	16		**28**

	1st Set						2nd Set						
BENEY/COUDON	*1	2	*3	4	*5	6	*1	1	*2	3	*4	5	*6
GRIN/CHUMAK	0	*0	0	*0	0	*0	0	*1	1	*1	1	*1	1

LEGEND

* Server **RET** Retired **W** Winner

Report Created FRI 21 JUL 2017 12:29

TUE 25 JUL 2017

Scorecard - Double

W	HO Chiu-Mei LIN Chia-Wen	TPE	6	6
	BANGUOGLU Tutem SAKI Asuman	TUR	0	1
		Match duration: 00h45min	23min	22min

Court	Court 4	Scoring Rule	Normal Set Match
Chair Umpire		Match Code	WD002
Started	10:02	Finished	00:00

1st Set

Game 1: BANGUOGLU Tutem — HH/LC 1 — BB/SA 0

1 2 3 4 5 6

Game 2: HO Chiu-Mei — HH/LC 2 — BB/SA 0

7 8 9 10 11 12

Game 3: SAKI Asuman — HH/LC 3 — BB/SA 0

13 14 15 16 17 18 19 20

Game 4: LIN Chia-Wen — HH/LC 4 — BB/SA 0

21 22 23 24

Game 5: BANGUOGLU Tutem — HH/LC 5 — BB/SA 0

25 26 27 28 29 30 31 32

D

Game 6: HO Chiu-Mei — HH/LC 6 — BB/SA 0

33 34 35 36

2nd Set

Game 1: SAKI Asuman — HH/LC 0 — BB/SA 1

37 38 39 40 41 42 43 44

Game 2: LIN Chia-Wen — HH/LC 1 — BB/SA 1

45 46 47 48

Game 3: BANGUOGLU Tutem — HH/LC 2 — BB/SA 1

49 50 51 52 53 54

Game 4: HO Chiu-Mei — HH/LC 3 — BB/SA 1

55 56 57 58

Report Created TUE 25 JUL 2017 10:56

TUE 25 JUL 2017

Scorecard - Double

Game 5: SAKI Asuman

HH/LC	BB/SA
4	1

59 60 61 62 63

Game 6: LIN Chia-Wen

HH/LC	BB/SA
5	1

64 65 66 67 68

Game 7: BANGUOGLU Tutem

HH/LC	BB/SA
6	1

69 70 71 72 73 74

LEGEND

- Ace - 1st Server
- Point to receiver - 2nd serve
- W Winner
- Ace - 2nd Server
- Point to server - 1st serve
- Double Fault
- Point to server - 2nd serve
- Point to receiver - 1st serve
- Service Break

TUE 25 JUL 2017

Match Statistics - Double

W				
	HO Chiu-Mei **LIN Chia-Wen**	**TPE**	**6**	**6**
	BANGUOGLU Tutem SAKI Asuman	TUR	0	1
		Match duration: 00h45min	23min	22min

Court 4

Chair Umpire:

HO,C./LIN,C.					BANGUOGLU,T./SAKI,A.			
1st Set	2nd Set	3rd Set	**Total**		1st Set	2nd Set	3rd Set	**Total**
0	0		**0**	total aces	0	0		**0**
0	0		**0**	double faults	1	1		**2**
6/14	8/13		**14/27**	1st serve	12/22	17/25		**29/47**
(43%)	(62%)		**(52%)**		(55%)	(68%)		**(62%)**
0	0		**0**	Aces on 1st serve	0	0		**0**
5/6	8/8		**13/14**	Points on 1st serve	5/12	9/17		**14/29**
(83%)	(100%)		**(93%)**		(42%)	(53%)		**(48%)**
8/8	5/5		**13/13**	2nd serve	9/10	7/8		**16/18**
(100%)	(100%)		**(100%)**		(90%)	(88%)		**(89%)**
0	0		**0**	Aces on 2nd serve	0	0		**0**
7/8	4/5		**11/13**	Points on 2nd serve	3/10	1/8		**4/18**
(88%)	(80%)		**(85%)**		(30%)	(12%)		**(22%)**
14/22	15/25		**29/47**	Receiv points won	2/14	1/13		**3/27**
(64%)	(60%)		**(62%)**		(14%)	(8%)		**(11%)**
3/4	3/5		**6/9**	Break point convers	0/0	0/0		**0/0**
(75%)	(60%)		**(67%)**		(0%)	(0%)		**(0%)**
26	27		**53**	Total points won	10	11		**21**

	1st Set						2nd Set						
HO/LIN	1	*2	3	*4	5	*6	0	*1	2	*3	4	*5	6
BANGUOGLU/SAKI	*0	0	*0	0	*0	0	*1	1	*1	1	*1	1	*1

LEGEND

* Server **RET** Retired **W** Winner

TUE 25 JUL 2017

Scorecard - Double

	GUPTA Parul JAISWAL Madhu	IND	1	1
W	**BENEY Marine** **COUDON Aurelie**	**FRA**	**6**	**6**
		Match duration: 00h57min	27min	30min

Court	Court 1	Scoring Rule	Normal Set Match
Chair Umpire		Match Code	WD003
Started	10:04	Finished	00:00

1st Set

Game 1: BENEY Marine — GG/JM 0, BB/CA 1

1 2 3 4 5 6

Game 2: GUPTA Parul — GG/JM 0, BB/CA 2

7 8 9 10

Game 3: COUDON Aurelie — GG/JM 0, BB/CA 3

11 12 13 14

Game 4: JAISWAL Madhu — GG/JM 1, BB/CA 3

15 16 17 18 19 20 (D)

Game 5: BENEY Marine — GG/JM 1, BB/CA 4

21 22 23 24 25 26

Game 6: GUPTA Parul — GG/JM 1, BB/CA 5

27 28 29 30 31 32

Game 7: COUDON Aurelie — GG/JM 1, BB/CA 6

33 34 35 36 37

2nd Set

Game 1: JAISWAL Madhu — GG/JM 0, BB/CA 1

38 39 40 41 42 43 44 45

Game 2: BENEY Marine — GG/JM 0, BB/CA 2

46 47 48 49 50

Game 3: GUPTA Parul — GG/JM 0, BB/CA 3

51 52 53 54

TUE 25 JUL 2017

Scorecard - Double

Game 4: COUDON Aurelie

GG/JM	BB/CA
0	4

55 56 57 58 59 60

Game 5: JAISWAL Madhu

GG/JM	BB/CA
1	4

61 62 63 64 65 66

Game 6: BENEY Marine

GG/JM	BB/CA
1	5

67 68 69 70 71

Game 7: GUPTA Parul

GG/JM	BB/CA
1	6

72 73 74 75

LEGEND

- Ace - 1st Server
- Point to receiver - 2nd serve
- W Winner
- Ace - 2nd Server
- Point to server - 1st serve
- Double Fault
- Point to server - 2nd serve
- Point to receiver - 1st serve
- Service Break

TUE 25 JUL 2017

Match Statistics - Double

	GUPTA Parul JAISWAL Madhu	IND	1	1
W	**BENEY Marine** **COUDON Aurelie**	**FRA**	**6**	**6**
		Match duration: 00h57min	27min	30min

Court 1

Chair Umpire:

GUPTA,P./JAISWAL,M.					BENEY,M./COUDON,A.			
1st Set	2nd Set	3rd Set	**Total**		1st Set	2nd Set	3rd Set	**Total**
0	0		**0**	total aces	0	0		**0**
1	0		**1**	double faults	0	0		**0**
12/16	13/22		**25/38**	1st serve	16/21	12/16		**28/37**
(75%)	(59%)		**(66%)**		(76%)	(75%)		**(76%)**
0	0		**0**	Aces on 1st serve	0	0		**0**
6/12	3/13		**9/25**	Points on 1st serve	11/16	11/12		**22/28**
(50%)	(23%)		**(36%)**		(69%)	(92%)		**(79%)**
3/4	9/9		**12/13**	2nd serve	5/5	4/4		**9/9**
(75%)	(100%)		**(92%)**		(100%)	(100%)		**(100%)**
0	0		**0**	Aces on 2nd serve	0	0		**0**
0/4	4/9		**4/13**	Points on 2nd serve	5/5	1/4		**6/9**
(0%)	(44%)		**(31%)**		(100%)	(25%)		**(67%)**
5/21	4/16		**9/37**	Receiv points won	10/16	15/22		**25/38**
(24%)	(25%)		**(24%)**		(62%)	(68%)		**(66%)**
0/0	0/0		**0/0**	Break point convers	2/4	3/5		**5/9**
(0%)	(0%)		**(0%)**		(50%)	(60%)		**(56%)**
11	11		**22**	Total points won	26	27		**53**

	1st Set							2nd Set						
GUPTA/JAISWAL	0	*0	0	*1	1	*1	1	*0	0	*0	0	*1	1	*1
BENEY/COUDON	*1	2	*3	3	*4	5	*6	1	*2	3	*4	4	*5	6

LEGEND

* Server **RET** Retired **W** Winner

Report Created TUE 25 JUL 2017 12:09

THU 27 JUL 2017

Scorecard - Double

W	HO Chiu-Mei LIN Chia-Wen	TPE	6	6
	BENEY Marine COUDON Aurelie	FRA	1	4
		Match duration: 01h12min	26min	46min

Court	Court 4	Scoring Rule	Normal Set Match
Chair Umpire		Match Code	WD001
Started	10:01	Finished	00:00

1st Set

Game 1: BENEY Marine — HH/LC 1, BB/CA 0

1 2 3 4

Game 2: HO Chiu-Mei — HH/LC 2, BB/CA 0

5 6 7 8

Game 3: COUDON Aurelie — HH/LC 3, BB/CA 0

9 10 11 12

Game 4: LIN Chia-Wen — HH/LC 3, BB/CA 1

13 14 15(D) 16 17 18(D)

Game 5: BENEY Marine — HH/LC 4, BB/CA 1

19 20 21 22 23 24 25 26 27 28

Game 6: HO Chiu-Mei — HH/LC 5, BB/CA 1

29 30 31 32 33 34 35 36 37 38

Game 7: COUDON Aurelie — HH/LC 6, BB/CA 1

39 40 41 42

2nd Set

Game 1: LIN Chia-Wen — HH/LC 1, BB/CA 0

43 44 45 46 47

Game 2: BENEY Marine — HH/LC 1, BB/CA 1

48 49 50 51 52 53 54 55

Game 3: HO Chiu-Mei — HH/LC 2, BB/CA 1

56 57 58(D) 59 60 61 62 63

THU 27 JUL 2017

Scorecard - Double

	HH/LC	BB/CA	
Game 4: COUDON Aurelie	2	2	
64 65 66 67 68 69 70 71 72 73 74 75			
Game 5: LIN Chia-Wen	2	3	✸
76 77 78 79 80 81 82 83 84 85			
Game 6: BENEY Marine	3	3	✸
86 87 88 89			
Game 7: HO Chiu-Mei	3	4	✸
90 91 92 93 94 95 96 97			
Game 8: COUDON Aurelie	4	4	✸
98 99 100 101			
Game 9: LIN Chia-Wen	5	4	
102 103 104 105 106			
Game 10: BENEY Marine	6	4	✸
107 108 109 110 111 112			

LEGEND

- A — Ace - 1st Server
- Point to receiver - 2nd serve
- W — Winner
- A — Ace - 2nd Server
- Point to server - 1st serve
- D — Double Fault
- Point to server - 2nd serve
- Point to receiver - 1st serve
- ✸ — Service Break

THU 27 JUL 2017

Match Statistics - Double

W				
	HO Chiu-Mei **LIN Chia-Wen**	**TPE**	**6**	**6**
	BENEY Marine COUDON Aurelie	FRA	1	4
		Match duration: 01h12min	26min	46min

Court 4

Chair Umpire:

HO,C./LIN,C.					BENEY,M./COUDON,A.			
1st Set	2nd Set	3rd Set	**Total**		1st Set	2nd Set	3rd Set	**Total**
0	0		**0**	total aces	0	0		**0**
2	3		**5**	double faults	0	2		**2**
10/20	26/36		**36/56**	1st serve	16/22	26/34		**42/56**
(50%)	(72%)		**(64%)**		(73%)	(76%)		**(75%)**
0	0		**0**	Aces on 1st serve	0	0		**0**
9/10	18/26		**27/36**	Points on 1st serve	3/16	13/26		**16/42**
(90%)	(69%)		**(75%)**		(19%)	(50%)		**(38%)**
8/10	7/10		**15/20**	2nd serve	6/6	6/8		**12/14**
(80%)	(70%)		**(75%)**		(100%)	(75%)		**(86%)**
0	0		**0**	Aces on 2nd serve	0	0		**0**
3/10	2/10		**5/20**	Points on 2nd serve	1/6	1/8		**2/14**
(30%)	(20%)		**(25%)**		(17%)	(12%)		**(14%)**
18/22	20/34		**38/56**	Receiv points won	8/20	16/36		**24/56**
(82%)	(59%)		**(68%)**		(40%)	(44%)		**(43%)**
4/5	3/9		**7/14**	Break point convers	1/2	2/7		**3/9**
(80%)	(33%)		**(50%)**		(50%)	(29%)		**(33%)**
30	40		**70**	Total points won	12	30		**42**

	1st Set							2nd Set									
HO/LIN	1	*2	3	*3	4	*5	6	*1	1	*2	2	*2	3	*3	4	*5	6
BENEY/COUDON	*0	0	*0	1	*1	1	*1	0	*1	1	*2	3	*3	4	*4	4	*4

LEGEND

* Server **RET** Retired **W** Winner

THU 27 JUL 2017

Scorecard - Double

W	BANGUOGLU Tutem SAKI Asuman	TUR	6	6
	GUPTA Parul JAISWAL Madhu	IND	3	2
		Match duration: 01h29min	46min	43min

Court	Court 2	Scoring Rule	Normal Set Match
Chair Umpire		Match Code	WD070
Started	09:57	Finished	00:00

1st Set

Game 1: BANGUOGLU Tutem — BB/SA 0, GG/JM 1

1	2	3	4	5	6
●					●

Game 2: GUPTA Parul — BB/SA 0, GG/JM 2

7	8	9	10	11	12	13	14	15	16	17	18	19	20
●	●				●	●		●				●	

Game 3: SAKI Asuman — BB/SA 1, GG/JM 2

21	22	23	24	25
	A			

Game 4: JAISWAL Madhu — BB/SA 2, GG/JM 2

26	27	28	29	30	31	32	33	34	35
D				●	●	D		D	D

Game 5: BANGUOGLU Tutem — BB/SA 2, GG/JM 3

36	37	38	39	40	41	42	43	44	45	46	47
●						●					

Game 6: GUPTA Parul — BB/SA 3, GG/JM 3

48	49	50	51
●	●		

Game 7: SAKI Asuman — BB/SA 4, GG/JM 3

52	53	54	55	56
	●	●	●	

Game 8: JAISWAL Madhu — BB/SA 5, GG/JM 3

57	58	59	60
			D

Game 9: BANGUOGLU Tutem — BB/SA 6, GG/JM 3

61	62	63	64

2nd Set

Game 1: GUPTA Parul — BB/SA 1, GG/JM 0

65	66	67	68	69
			●	

THU 27 JUL 2017

Scorecard - Double

Game 2: SAKI Asuman — BB/SA 2 — GG/JM 0

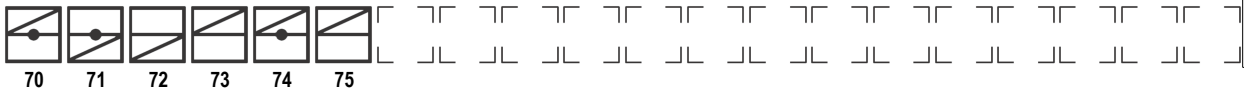

Game 3: JAISWAL Madhu — BB/SA 3 — GG/JM 0



Game 4: BANGUOGLU Tutem — BB/SA 3 — GG/JM 1



Game 5: GUPTA Parul — BB/SA 3 — GG/JM 2



Game 6: SAKI Asuman — BB/SA 4 — GG/JM 2

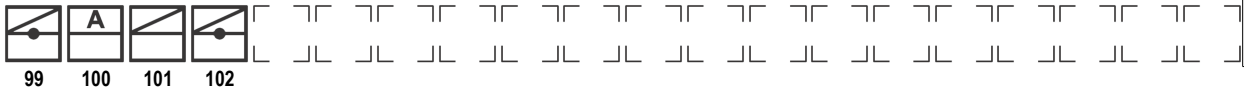

Game 7: JAISWAL Madhu — BB/SA 5 — GG/JM 2



Game 8: BANGUOGLU Tutem — BB/SA 6 — GG/JM 2

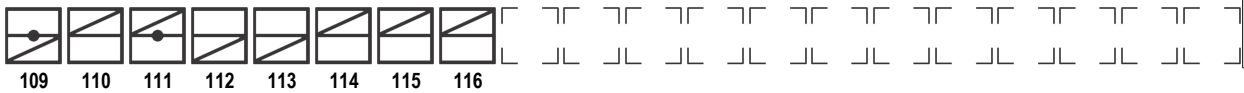

LEGEND

- A — Ace - 1st Server
- Point to receiver - 2nd serve
- W — Winner
- A — Ace - 2nd Server
- Point to server - 1st serve
- D — Double Fault
- Point to server - 2nd serve
- Point to receiver - 1st serve
- Service Break

THU 27 JUL 2017

Match Statistics - Double

W	**BANGUOGLU Tutem** **SAKI Asuman**	**TUR**	**6**	**6**
	GUPTA Parul JAISWAL Madhu	IND	3	2
		Match duration: 01h29min	46min	43min

Court 2

Chair Umpire:

BANGUOGLU,T./SAKI,A.					GUPTA,P./JAISWAL,M.			
1st Set	2nd Set	3rd Set	**Total**		1st Set	2nd Set	3rd Set	**Total**
1	1		**2**	total aces	0	1		**1**
0	0		**0**	double faults	5	2		**7**
22/32	14/23		**36/55**	1st serve	17/32	21/29		**38/61**
(69%)	(61%)		**(65%)**		(53%)	(72%)		**(62%)**
1	1		**2**	Aces on 1st serve	0	1		**1**
13/22	9/14		**22/36**	Points on 1st serve	8/17	11/21		**19/38**
(59%)	(64%)		**(61%)**		(47%)	(52%)		**(50%)**
10/10	9/9		**19/19**	2nd serve	10/15	6/8		**16/23**
(100%)	(100%)		**(100%)**		(67%)	(75%)		**(70%)**
0	0		**0**	Aces on 2nd serve	0	0		**0**
6/10	5/9		**11/19**	Points on 2nd serve	4/15	1/8		**5/23**
(60%)	(56%)		**(58%)**		(27%)	(12%)		**(22%)**
20/32	17/29		**37/61**	Receiv points won	13/32	9/23		**22/55**
(62%)	(59%)		**(61%)**		(41%)	(39%)		**(40%)**
3/8	3/5		**6/13**	Break point convers	2/6	1/2		**3/8**
(38%)	(60%)		**(46%)**		(33%)	(50%)		**(38%)**
39	31		**70**	Total points won	25	21		**46**

	1st Set									2nd Set								
BANGUOGLU/SAKI	*0	0	*1	2	*2	3	*4	5	*6	1	*2	3	*3	3	*4	5	*6	
GUPTA/JAISWAL	1	*2	2	*2	3	*3	3	*3	3	*0	0	*0	1	*2	2	*2	2	

LEGEND

* Server **RET** Retired **W** Winner

Team Medallists

Medal	NOC	Name
GOLD	RUS - Russia	PANYUSHKIN Egor Alexandrovich SMIRNOVA Polina
SILVER	FRA - France	COUDON Aurelie NOVELLI Vincent
BRONZE	IND - India	JAFREEN Shaik SEKHAR Prithvi

Draw

As of THU 27 JUL 2017 at 17:13



LEGEND

ALT Alternate **W/O** Walk-Over

Report Created THU 27 JUL 2017 17:13

WED 19 JUL 2017

Scorecard - Double

W	**DANIELS Christopher** **WU Amanda**	**USA**	**7**	**6**
	ABRAMOV Vladislav Sergeevich GRIN Anastasiya	RUS	6	0
		Match duration: 01h29min	64min	25min

Court	Court 1	Scoring Rule	Normal Set Match
Chair Umpire		Match Code	MX021
Started	15:16	Finished	00:00

1st Set

																				DD/W	AA/G
Game 1:																				0	1
1	2	3	4	5																	
Game 2:																				1	1
6	7	8	9	10	11	12	13														
Game 3:																				1	2
14	15	16	17	18	19	20	21	22	23												
Game 4:																				2	2
24	25	26	27	28																	
Game 5:																				2	3
29	30	31	32	33	34	35	36	37	38												
Game 6:																				3	3
39	40	41	42	43	44	45	46														
Game 7:																				4	3
47	48	49	50	51	52	53	54	55	56	57	58										
Game 8:																				4	4
59	60	61	62	63	64	65	66														
Game 9:																				4	5
67	68	69	70	71	72	73	74	75	76												
Game 10:																				5	5
77	78	79	80	81																	

Samsun Tenis Kulubu
Tennis
Mixed's Doubles
First Round
Match 6

WED 19 JUL 2017

Scorecard - Double

Game	Points	DD/W	AA/G
Game 11:	82 83 84 85 86 87	5	6
Game 12:	88 89 90 91 92 93	6	6
Game 13:	95 96 99 100 103 104 107	7	6
Game 13:	94 97 98 101 102 105 106	(8)	(6)

2nd Set

Game	Points	DD/W	AA/G
Game 1:	108 109 110 111	1	0
Game 2:	112 113 114 115 116	2	0
Game 3:	117 118 119 120	3	0
Game 4:	121 122 123 124 125	4	0
Game 5:	126 127 128 129 130 131 132 133 134 135	5	0
Game 6:	136 137 138 139 140	6	0

LEGEND

- Ace - 1st Server
- Point to receiver - 2nd serve
- W Winner
- Ace - 2nd Server
- Point to server - 1st serve
- Double Fault
- Point to server - 2nd serve
- Point to receiver - 1st serve
- Service Break

WED 19 JUL 2017

Match Statistics - Double

W				
W	**DANIELS Christopher** **WU Amanda**	**USA**	**7**	**6**
	ABRAMOV Vladislav Sergeevich GRIN Anastasiya	RUS	6	0
		Match duration: 01h29min	64min	25min

Court 1

Chair Umpire:

DANIELS,C./WU,A.					ABRAMOV,V.S./GRIN,A.			
1st Set	2nd Set	3rd Set	**Total**		1st Set	2nd Set	3rd Set	**Total**
0	0		**0**	total aces	0	0		**0**
6	1		**7**	double faults	6	4		**10**
31/47	10/18		**41/65**	1st serve	41/60	3/15		**44/75**
(66%)	(56%)		**(63%)**		(68%)	(20%)		**(59%)**
0	0		**0**	Aces on 1st serve	0	0		**0**
20/31	8/10		**28/41**	Points on 1st serve	28/41	1/3		**29/44**
(65%)	(80%)		**(68%)**		(68%)	(33%)		**(66%)**
10/16	7/8		**17/24**	2nd serve	13/19	8/12		**21/31**
(62%)	(88%)		**(71%)**		(68%)	(67%)		**(68%)**
0	0		**0**	Aces on 2nd serve	0	0		**0**
9/16	6/8		**15/24**	Points on 2nd serve	6/19	2/12		**8/31**
(56%)	(75%)		**(62%)**		(32%)	(17%)		**(26%)**
26/60	12/15		**38/75**	Receiv points won	18/47	4/18		**22/65**
(43%)	(80%)		**(51%)**		(38%)	(22%)		**(34%)**
1/4	3/5		**4/9**	Break point convers	1/6	0/2		**1/8**
(25%)	(60%)		**(44%)**		(17%)	(0%)		**(12%)**
55	26		**81**	Total points won	52	7		**59**

	1st Set												2nd Set					
DANIELS/WU	0	*1	1	*2	2	*3	4	*4	4	*5	5	*6	7	*1	2	*3	4	*5	6
ABRAMOV/GRIN	*1	1	*2	2	*3	3	*3	4	*5	5	*6	6	6(8)	0	*0	0	*0	0	*0

LEGEND

* Server **RET** Retired **W** Winner

Samsun Tenis Kulubu
Tennis
Mixed's Doubles
Third Round
Match 18

FRI 21 JUL 2017

Scorecard - Double

	YILMAZ Ismail Hakki KOL Bercem	TUR	0	0
W	**REVIN Iaroslav Sergeevich** **CHUMAK Anastasia**	**RUS**	**6**	**6**
		Match duration: 00h42min	22min	20min

Court	Court 1	Scoring Rule	Normal Set Match
Chair Umpire		Match Code	MX009
Started	15:00	Finished	00:00

1st Set

Game 1: YY/K 0 RR/C 1

1 2 3 4 5 (A)

Game 2: YY/K 0 RR/C 2

6 7 8 9 10 (D D)

Game 3: YY/K 0 RR/C 3

11 12 13 14

Game 4: YY/K 0 RR/C 4

15 16 17 18 19 20 21 22 23 24 25 26

Game 5: YY/K 0 RR/C 5

27 28 29 30

Game 6: YY/K 0 RR/C 6

31 32 33 34 35 36 37 38

2nd Set

Game 1: YY/K 0 RR/C 1

39 40 41 42

Game 2: YY/K 0 RR/C 2

43 44 45 46 47 48

Game 3: YY/K 0 RR/C 3

49 50 51 52

Game 4: YY/K 0 RR/C 4

53 54 55 56 57 58

Samsun Tenis Kulubu

Tennis

Mixed's Doubles

Third Round

Match 18

FRI 21 JUL 2017

Scorecard - Double

Game 5:



YY/K	RR/C
0	5

Game 6:

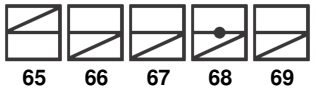

YY/K	RR/C
0	6

LEGEND

- Ace - 1st Server
- Point to receiver - 2nd serve
- W Winner
- Ace - 2nd Server
- Point to server - 1st serve
- Double Fault
- Point to server - 2nd serve
- Point to receiver - 1st serve
- Service Break

Report Created FRI 21 JUL 2017 15:56

FRI 21 JUL 2017

Match Statistics - Double

	YILMAZ Ismail Hakki KOL Bercem	TUR	0	0
W	**REVIN Iaroslav Sergeevich** **CHUMAK Anastasia**	**RUS**	**6**	**6**
		Match duration: 00h42min	22min	20min

Court 1

Chair Umpire:

YILMAZ,I./KOL,B.					REVIN,I./CHUMAK,A.			
1st Set	2nd Set	3rd Set	**Total**		1st Set	2nd Set	3rd Set	**Total**
0	0		**0**	total aces	1	0		**1**
2	0		**2**	double faults	0	0		**0**
13/25	15/17		**28/42**	1st serve	11/13	10/14		**21/27**
(52%)	(88%)		**(67%)**		(85%)	(71%)		**(78%)**
0	0		**0**	Aces on 1st serve	1	0		**1**
5/13	4/15		**9/28**	Points on 1st serve	10/11	8/10		**18/21**
(38%)	(27%)		**(32%)**		(91%)	(80%)		**(86%)**
10/12	2/2		**12/14**	2nd serve	2/2	4/4		**6/6**
(83%)	(100%)		**(86%)**		(100%)	(100%)		**(100%)**
0	0		**0**	Aces on 2nd serve	0	0		**0**
4/12	1/2		**5/14**	Points on 2nd serve	2/2	4/4		**6/6**
(33%)	(50%)		**(36%)**		(100%)	(100%)		**(100%)**
1/13	2/14		**3/27**	Receiv points won	16/25	12/17		**28/42**
(8%)	(14%)		**(11%)**		(64%)	(71%)		**(67%)**
0/0	0/0		**0/0**	Break point convers	3/4	3/6		**6/10**
(0%)	(0%)		**(0%)**		(75%)	(50%)		**(60%)**
10	7		**17**	Total points won	28	24		**52**

	1st Set						2nd Set					
YILMAZ/KOL	0	*0	0	*0	0	*0	0	*0	0	*0	0	*0
REVIN/CHUMAK	*1	2	*3	4	*5	6	*1	2	*3	4	*5	6

LEGEND

* Server **RET** Retired **W** Winner

FRI 21 JUL 2017

Scorecard - Double

W	**PANYUSHKIN Egor Alexandrovich** **SMIRNOVA Polina**	**RUS**	**6**	**6**
	YANG Zengbao CAI Li	CHN	0	1
		Match duration: 01h06min	27min	39min

Court	Court 4	Scoring Rule	Normal Set Match
Chair Umpire		Match Code	MX012
Started	15:00	Finished	00:00

1st Set

Game 1: PP/SP 1 YY/CL 0

1 2 3 4

Game 2: PP/SP 2 YY/CL 0

5 6 7 8 9

Game 3: PP/SP 3 YY/CL 0

10 11 12 13 14 15 16 17 18 19

Game 4: PP/SP 4 YY/CL 0

20 21 22 23 24 25

Game 5: PP/SP 5 YY/CL 0

26 27 28 29 30

Game 6: PP/SP 6 YY/CL 0

31 32 33 34 35 36 37 38

2nd Set

Game 1: PP/SP 1 YY/CL 0

39 40 41 42 43 44 45 46 47 48 49 50

Game 2: PP/SP 2 YY/CL 0

51 52 53 54 55 56 57 58 59 60

Game 3: PP/SP 3 YY/CL 0

61 62 63 64

Game 4: PP/SP 4 YY/CL 0

65 66 67 68 69

FRI 21 JUL 2017

Scorecard - Double

Game	70	71	72	73	74	75	76	77	78	79	80	81	82	83	84	85	86	87	88	89	PP/SP	YY/CL
Game 5:					A																4	1
Game 6:																					5	1
Game 7:														D							6	1

LEGEND

- A — Ace - 1st Server
- Point to receiver - 2nd serve
- W — Winner
- A — Ace - 2nd Server
- Point to server - 1st serve
- D — Double Fault
- Point to server - 2nd serve
- Point to receiver - 1st serve
- Service Break

FRI 21 JUL 2017

Match Statistics - Double

W	**PANYUSHKIN Egor Alexandrovich** **SMIRNOVA Polina**	**RUS**	**6**	**6**
	YANG Zengbao CAI Li	CHN	0	1
		Match duration: 01h06min	27min	39min

Court 4

Chair Umpire:

PANYUSHKIN,E./SMIRNOVA,P.					YANG,Z./CAI,L.			
1st Set	2nd Set	3rd Set	**Total**		1st Set	2nd Set	3rd Set	**Total**
0	0		**0**	total aces	0	1		**1**
1	0		**1**	double faults	2	3		**5**
13/19	15/20		**28/39**	1st serve	10/19	17/31		**27/50**
(68%)	(75%)		**(72%)**		(53%)	(55%)		**(54%)**
0	0		**0**	Aces on 1st serve	0	1		**1**
10/13	10/15		**20/28**	Points on 1st serve	3/10	8/17		**11/27**
(77%)	(67%)		**(71%)**		(30%)	(47%)		**(41%)**
5/6	5/5		**10/11**	2nd serve	7/9	11/14		**18/23**
(83%)	(100%)		**(91%)**		(78%)	(79%)		**(78%)**
0	0		**0**	Aces on 2nd serve	0	0		**0**
3/6	4/5		**7/11**	Points on 2nd serve	2/9	5/14		**7/23**
(50%)	(80%)		**(64%)**		(22%)	(36%)		**(30%)**
14/19	18/31		**32/50**	Receiv points won	6/19	6/20		**12/39**
(74%)	(58%)		**(64%)**		(32%)	(30%)		**(31%)**
3/5	3/5		**6/10**	Break point convers	0/1	0/1		**0/2**
(60%)	(60%)		**(60%)**		(0%)	(0%)		**(0%)**
27	32		**59**	Total points won	11	19		**30**

	1st Set						2nd Set						
PANYUSHKIN/SMIRNOVA	1	*2	3	*4	5	*6	1	*2	3	*4	4	*5	6
YANG/CAI	*0	0	*0	0	*0	0	*0	0	*0	0	*1	1	*1

LEGEND

* Server **RET** Retired **W** Winner

FRI 21 JUL 2017

Scorecard - Double

W	**YESILOVA Sercan** **SAKI Asuman**	**TUR**	**6**	**6**
	LIKHAREV Sergey ANUCHINA Angelina Antonovna	RUS	4	2
		Match duration: 01h44min	59min	45min

Court	Court 4	Scoring Rule	Normal Set Match
Chair Umpire		Match Code	MX014
Started	16:21	Finished	00:00

1st Set

Game 1: YY/SA 1, LL/AA 0

1 2 3 4 5 6 7 8 9(D) 10 11 12 13 14

Game 2: YY/SA 2, LL/AA 0

15 16 17 18 19(A) 20 21 22

Game 3: YY/SA 2, LL/AA 1

23 24 25 26 27

Game 4: YY/SA 3, LL/AA 1

28 29 30 31 32

Game 5: YY/SA 3, LL/AA 2

33(D) 34 35 36 37 38 39 40

Game 6: YY/SA 4, LL/AA 2

41 42 43 44 45 46

Game 7: YY/SA 4, LL/AA 3

47 48 49 50 51 52 53 54 55 56 57 58 59 60

Game 8: YY/SA 4, LL/AA 4

61 62 63 64 65 66

Game 9: YY/SA 5, LL/AA 4

67 68 69(D) 70 71 72 73 74 75 76

Game 10: YY/SA 6, LL/AA 4

77 78 79 80 81 82

2nd Set

FRI 21 JUL 2017

Scorecard - Double

											YY/SA	LL/AA	
Game 1:		A									1	0	✹
	83	84	85	86	87	88	89	90	91	92			
Game 2:		A									2	0	
	93	94	95	96	97	98							
Game 3:											2	1	
	99	100	101	102	103								
Game 4:											3	1	
	104	105	106	107	108	109							
Game 5:					D						3	2	
	110	111	112	113	114	115	116	117	118	119	120	121	
Game 6:											4	2	
	122	123	124	125	126	127	128	129	130	131			
Game 7:											5	2	✹
	132	133	134	135									
Game 8:											6	2	
	136	137	138	139	140								

LEGEND

- Ace - 1st Server
- Point to receiver - 2nd serve
- W Winner
- Ace - 2nd Server
- Point to server - 1st serve
- Double Fault
- Point to server - 2nd serve
- Point to receiver - 1st serve
- ✹ Service Break

FRI 21 JUL 2017

Match Statistics - Double

W	**YESILOVA Sercan** **SAKI Asuman**	**TUR**	**6**	**6**
	LIKHAREV Sergey ANUCHINA Angelina Antonovna	RUS	4	2
		Match duration: 01h44min	59min	45min

Court 4

Chair Umpire:

YESILOVA,S./SAKI,A.					LIKHAREV,S./ANUCHINA,A.			
1st Set	2nd Set	3rd Set	**Total**		1st Set	2nd Set	3rd Set	**Total**
1	1		**2**	total aces	0	1		**1**
0	0		**0**	double faults	3	1		**4**
25/31	21/27		**46/58**	1st serve	36/51	22/31		**58/82**
(81%)	(78%)		**(79%)**		(71%)	(71%)		**(71%)**
1	1		**2**	Aces on 1st serve	0	1		**1**
15/25	15/21		**30/46**	Points on 1st serve	19/36	13/22		**32/58**
(60%)	(71%)		**(65%)**		(53%)	(59%)		**(55%)**
6/6	6/6		**12/12**	2nd serve	12/15	8/9		**20/24**
(100%)	(100%)		**(100%)**		(80%)	(89%)		**(83%)**
0	0		**0**	Aces on 2nd serve	0	0		**0**
4/6	3/6		**7/12**	Points on 2nd serve	8/15	2/9		**10/24**
(67%)	(50%)		**(58%)**		(53%)	(22%)		**(42%)**
24/51	16/31		**40/82**	Receiv points won	12/31	9/27		**21/58**
(47%)	(52%)		**(49%)**		(39%)	(33%)		**(36%)**
2/8	2/4		**4/12**	Break point convers	1/4	0/0		**1/4**
(25%)	(50%)		**(33%)**		(25%)	(0%)		**(25%)**
43	34		**77**	Total points won	39	24		**63**

	1st Set										2nd Set									
YESILOVA/SAKI	1	*2	2	*3	3	*4	4	*4	5	*6	1	*2	2	*3	3	*4	5	*6		
LIKHAREV/ANUCHINA	*0	0	*1	1	*2	2	*3	4	*4	4	*0	0	*1	1	*2	2	*2	2		

LEGEND

* Server **RET** Retired **W** Winner

SUN 23 JUL 2017

Scorecard - Double

W	**COUDON Aurelie** **NOVELLI Vincent**	**FRA**	**6**	**6**
	REVIN Iaroslav Sergeevich CHUMAK Anastasia	RUS	2	2
		Match duration: 01h24min	41min	43min

Court	Court 2	Scoring Rule	Normal Set Match
Chair Umpire		Match Code	MX004
Started	13:59	Finished	00:00

1st Set

Game 1: CC/N 1 RR/C 0 ✸
1 2 3 4

Game 2: COUDON Aurelie CC/N 2 RR/C 0
5 6 7 8 9 10 11 12 13 14 15 16

Game 3: CC/N 3 RR/C 0 ✸
17 18 19 20 21 22

Game 4: NOVELLI Vincent CC/N 4 RR/C 0
23 24 25 26 27

Game 5: CC/N 4 RR/C 1
28 29 30 31 32 33

Game 6: COUDON Aurelie CC/N 4 RR/C 2 ✸
34 35 36 37 38 39 40 41 42 43 44 45 46 47

Game 7: CC/N 5 RR/C 2 ✸
48 49 50 51 52

Game 8: NOVELLI Vincent CC/N 6 RR/C 2
53 54 55 56

2nd Set

Game 1: CC/N 0 RR/C 1
57 58 59 60

Game 2: COUDON Aurelie CC/N 1 RR/C 1
61 62 63 64

Samsun Tenis Kulubu
Tennis
Mixed's Doubles
Quarter-finals
Match 25

SUN 23 JUL 2017

Scorecard - Double

Game	Points	CC/N	RR/C
Game 3:	65 66 67 68 69 70	2	1
Game 4: NOVELLI Vincent	71 72 73 74 75 76	3	1
Game 5:	77 78 79 80 81 82 83 84 85 86 87 88 89 90 91 92 93 94	3	2
Game 6: COUDON Aurelie	95 96 97 98 99 100 101 102	4	2
Game 7:	103 104 105 106 107 108	5	2
Game 8: NOVELLI Vincent	109 110 111 112	6	2

LEGEND

Ace - 1st Server	Ace - 2nd Server	Double Fault	Point to receiver - 1st serve
Point to receiver - 2nd serve	Point to server - 1st serve	Point to server - 2nd serve	Service Break
W Winner			

SUN 23 JUL 2017

Match Statistics - Double

W	**COUDON Aurelie** **NOVELLI Vincent**	**FRA**	**6**	**6**
	REVIN Iaroslav Sergeevich CHUMAK Anastasia	RUS	2	2
		Match duration: 01h24min	41min	43min

Court 2

Chair Umpire:

COUDON,A./NOVELLI,V.					REVIN,I./CHUMAK,A.			
1st Set	2nd Set	3rd Set	**Total**		1st Set	2nd Set	3rd Set	**Total**
0	0		**0**	total aces	0	0		**0**
0	0		**0**	double faults	0	0		**0**
23/35	11/22		**34/57**	1st serve	13/21	27/34		**40/55**
(66%)	(50%)		**(60%)**		(62%)	(79%)		**(73%)**
0	0		**0**	Aces on 1st serve	0	0		**0**
18/23	9/11		**27/34**	Points on 1st serve	4/13	15/27		**19/40**
(78%)	(82%)		**(79%)**		(31%)	(56%)		**(48%)**
12/12	11/11		**23/23**	2nd serve	8/8	7/7		**15/15**
(100%)	(100%)		**(100%)**		(100%)	(100%)		**(100%)**
0	0		**0**	Aces on 2nd serve	0	0		**0**
3/12	8/11		**11/23**	Points on 2nd serve	3/8	3/7		**6/15**
(25%)	(73%)		**(48%)**		(38%)	(43%)		**(40%)**
14/21	16/34		**30/55**	Receiv points won	14/35	5/22		**19/57**
(67%)	(47%)		**(55%)**		(40%)	(23%)		**(33%)**
3/4	2/8		**5/12**	Break point convers	1/5	0/1		**1/6**
(75%)	(25%)		**(42%)**		(20%)	(0%)		**(17%)**
35	33		**68**	Total points won	21	23		**44**

	1st Set								2nd Set							
COUDON/NOVELLI	1	*2	3	*4	4	*4	5	*6	0	*1	2	*3	3	*4	5	*6
REVIN/CHUMAK	*0	0	*0	0	*1	2	*2	2	*1	1	*1	1	*2	2	*2	2

LEGEND

* Server **RET** Retired **W** Winner

SUN 23 JUL 2017

Scorecard - Double

W	**PANYUSHKIN Egor Alexandrovich** **SMIRNOVA Polina**	**RUS**	**6**	**4**
	SCHAEFFER Sebastian FLECKENSTEIN Verena	GER	4	2
		Match duration: 00h00min	0min	0min

Court	Court 3	Scoring Rule	Normal Set Match
Chair Umpire		Match Code	MX006
Started	13:58	Finished	14:58

LEGEND

- Ace - 1st Server
- Point to receiver - 2nd serve
- W Winner
- Ace - 2nd Server
- Point to server - 1st serve
- Double Fault
- Point to server - 2nd serve
- Point to receiver - 1st serve
- Service Break

SUN 23 JUL 2017

Match Statistics - Double

W	**PANYUSHKIN Egor Alexandrovich** **SMIRNOVA Polina**	**RUS**	**6**	**4**
	SCHAEFFER Sebastian FLECKENSTEIN Verena	GER	4	2
		Match duration: 00h00min	0min	0min

Court 3

Chair Umpire:

PANYUSHKIN,E./SMIRNOVA,P.					SCHAEFFER,S./FLECKENSTEIN,V.			
1st Set	2nd Set	3rd Set	**Total**		1st Set	2nd Set	3rd Set	**Total**
0	0		**0**	total aces	0	0		**0**
0	0		**0**	double faults	0	0		**0**
0/0	0/0		**0/0**	1st serve	0/0	0/0		**0/0**
(0%)	(0%)		**(0%)**		(0%)	(0%)		**(0%)**
0	0		**0**	Aces on 1st serve	0	0		**0**
0/0	0/0		**0/0**	Points on 1st serve	0/0	0/0		**0/0**
(0%)	(0%)		**(0%)**		(0%)	(0%)		**(0%)**
0/0	0/0		**0/0**	2nd serve	0/0	0/0		**0/0**
(0%)	(0%)		**(0%)**		(0%)	(0%)		**(0%)**
0	0		**0**	Aces on 2nd serve	0	0		**0**
0/0	0/0		**0/0**	Points on 2nd serve	0/0	0/0		**0/0**
(0%)	(0%)		**(0%)**		(0%)	(0%)		**(0%)**
0/0	0/0		**0/0**	Receiv points won	0/0	0/0		**0/0**
(0%)	(0%)		**(0%)**		(0%)	(0%)		**(0%)**
0/0	0/0		**0/0**	Break point convers	0/0	0/0		**0/0**
(0%)	(0%)		**(0%)**		(0%)	(0%)		**(0%)**
0	0		**0**	Total points won	0	0		**0**

LEGEND

* Server **RET** Retired **W** Winner

TUE 25 JUL 2017

Scorecard - Double

W	COUDON Aurelie NOVELLI Vincent	FRA	6	7
	SEKHAR Prithvi JAFREEN Shaik	IND	2	5
		Match duration: 01h23min	32min	51min

Court	Court 2	Scoring Rule	Normal Set Match
Chair Umpire		Match Code	MX002
Started	15:03	Finished	00:00

1st Set

Game 1: CC/NV 1 — SS/JS 0

1 2 3 4 5 6

Game 2: COUDON Aurelie CC/NV 1 — SS/JS 1

7 8 9 10 11(D)

Game 3: CC/NV 1 — SS/JS 2

12 13(D) 14 15 16

Game 4: NOVELLI Vincent CC/NV 2 — SS/JS 2

17 18 19 20 21 22(D) 23 24 25 26 27 28

Game 5: CC/NV 3 — SS/JS 2

29 30 31 32 33 34 35 36

Game 6: COUDON Aurelie CC/NV 4 — SS/JS 2

37 38 39 40 41

Game 7: CC/NV 5 — SS/JS 2

42 43 44 45 46 47

Game 8: NOVELLI Vincent CC/NV 6 — SS/JS 2

48 49 50 51 52 53

2nd Set

Game 1: CC/NV 0 — SS/JS 1

54 55 56 57 58 59 60 61

Game 2: COUDON Aurelie CC/NV 1 — SS/JS 1

62 63(D) 64 65 66 67

Samsun Tenis Kulubu
Tennis
Mixed Doubles
Semi-finals
Match 29

TUE 25 JUL 2017

Scorecard - Double

Game	Points	CC/NV	SS/JS
Game 3:	68 69 70 71 72 73	1	2
Game 4: NOVELLI Vincent	74 75 76 77 78 79 80 81 82 83	2	2
Game 5:	84 85 86 87 88	2	3
Game 6: COUDON Aurelie	89 90 91 92 93 94	2	4
Game 7:	95 96 97 98 99 100 101 102 (D)	3	4
Game 8: NOVELLI Vincent	103 104 105 106 107	4	4
Game 9:	108 109 110 111	4	5
Game 10: COUDON Aurelie	112 113 114 115 116 (D) 117	5	5
Game 11:	118 (D) 119 120 (D) 121 122 123 (D)	6	5
Game 12: NOVELLI Vincent	124 125 126 127 128	7	5

LEGEND

- Ace - 1st Server
- Point to receiver - 2nd serve
- W Winner
- Ace - 2nd Server
- Point to server - 1st serve
- Double Fault
- Point to server - 2nd serve
- Point to receiver - 1st serve
- Service Break

Report Created TUE 25 JUL 2017 16:32

TUE 25 JUL 2017

Match Statistics - Double

W				
W	**COUDON Aurelie** **NOVELLI Vincent**	**FRA**	**6**	**7**
	SEKHAR Prithvi JAFREEN Shaik	IND	2	5
		Match duration: 01h23min	32min	51min

Court 2

Chair Umpire:

COUDON,A./NOVELLI,V.					SEKHAR,P./JAFREEN,S.			
1st Set	2nd Set	3rd Set	**Total**		1st Set	2nd Set	3rd Set	**Total**
0	0		**0**	total aces	0	0		**0**
2	2		**4**	double faults	1	4		**5**
22/28	28/38		**50/66**	1st serve	14/25	18/37		**32/62**
(79%)	(74%)		**(76%)**		(56%)	(49%)		**(52%)**
0	0		**0**	Aces on 1st serve	0	0		**0**
16/22	17/28		**33/50**	Points on 1st serve	7/14	11/18		**18/32**
(73%)	(61%)		**(66%)**		(50%)	(61%)		**(56%)**
4/6	8/10		**12/16**	2nd serve	10/11	15/19		**25/30**
(67%)	(80%)		**(75%)**		(91%)	(79%)		**(83%)**
0	0		**0**	Aces on 2nd serve	0	0		**0**
0/6	7/10		**7/16**	Points on 2nd serve	4/11	11/19		**15/30**
(0%)	(70%)		**(44%)**		(36%)	(58%)		**(50%)**
14/25	15/37		**29/62**	Receiv points won	12/28	14/38		**26/66**
(56%)	(41%)		**(47%)**		(43%)	(37%)		**(39%)**
3/4	2/7		**5/11**	Break point convers	1/2	1/2		**2/4**
(75%)	(29%)		**(45%)**		(50%)	(50%)		**(50%)**
30	39		**69**	Total points won	23	36		**59**

	1st Set								2nd Set											
COUDON/NOVELLI	1	*1	1	*2	3	*4	5	*6	0	*1	1	*2	2	*2	3	*4	4	*5	6	*7
SEKHAR/JAFREEN	*0	1	*2	2	*2	2	*2	2	*1	1	*2	2	*3	4	*4	4	*5	5	*5	5

LEGEND

* Server **RET** Retired **W** Winner

Samsun Tenis Kulubu
Tennis
Mixed Doubles
Semi-finals
Match 30

TUE 25 JUL 2017

Scorecard - Double

W	**PANYUSHKIN Egor Alexandrovich** **SMIRNOVA Polina**	**RUS**	**6**	**6**
	WANG Chun-Wei HO Chiu-Mei	TPE	4	1
		Match duration: 01h07min	43min	24min

Court	Court 3	Scoring Rule	Normal Set Match
Chair Umpire		Match Code	MX003
Started	15:05	Finished	00:00

1st Set

Game 1: PP/SP 0 WW/HC 1

1 2 3 4 5 6 7 8

Game 2: PP/SP 1 WW/HC 1

9 10 11 12 13 14 15 16 17 18

Game 3: PP/SP 2 WW/HC 1

19 20 21 22 23 24

Game 4: PP/SP 2 WW/HC 2

25 26 27 28 29

Game 5: PP/SP 3 WW/HC 2

30 31 32 33 34 35

Game 6: PP/SP 4 WW/HC 2

36 37 38 39 40 41 42 43

Game 7: PP/SP 4 WW/HC 3

44 45 46 47 48 49

Game 8: PP/SP 5 WW/HC 3

50 51 52 53 54

Game 9: PP/SP 5 WW/HC 4

55 56 57 58 59 60 61 62 63 64

Game 10: PP/SP 6 WW/HC 4

65 66 67 68 69 70 71 72 73 74 75 76

2nd Set

Samsun Tenis Kulubu

Tennis

Mixed Doubles

Semi-finals

Match 30

TUE 25 JUL 2017

Scorecard - Double

																		PP/SP	WW/HC	
Game 1:																		0	1	
77	78	79	80	81																
Game 2:																		1	1	
82	83	84	85	86	87	88	89													
Game 3:																		2	1	✸
90	91	92	93	94	95															
Game 4:																		3	1	
96	97	98	99	D 100	101															
Game 5:																		4	1	✸
D 102	103	104	105																	
Game 6:																		5	1	
106	107	108	109	110	111															
Game 7:																		6	1	✸
112	113	114	115	116	117	118	119	120	121											

LEGEND

- A — Ace - 1st Server
- Point to receiver - 2nd serve
- W — Winner
- A — Ace - 2nd Server
- Point to server - 1st serve
- D — Double Fault
- Point to server - 2nd serve
- Point to receiver - 1st serve
- ✸ — Service Break

Report Created TUE 25 JUL 2017 16:16

TUE 25 JUL 2017

Match Statistics - Double

W	**PANYUSHKIN Egor Alexandrovich** **SMIRNOVA Polina**	**RUS**	**6**	**6**
	WANG Chun-Wei HO Chiu-Mei	TPE	4	1
		Match duration: 01h07min	43min	24min

Court 3

Chair Umpire:

PANYUSHKIN,E./SMIRNOVA,P.					WANG,C./HO,C.			
1st Set	2nd Set	3rd Set	**Total**		1st Set	2nd Set	3rd Set	**Total**
0	0		**0**	total aces	0	0		**0**
1	1		**2**	double faults	2	1		**3**
25/40	14/20		**39/60**	1st serve	21/36	15/25		**36/61**
(62%)	(70%)		**(65%)**		(58%)	(60%)		**(59%)**
0	0		**0**	Aces on 1st serve	0	0		**0**
17/25	12/14		**29/39**	Points on 1st serve	14/21	8/15		**22/36**
(68%)	(86%)		**(74%)**		(67%)	(53%)		**(61%)**
14/15	5/6		**19/21**	2nd serve	13/15	9/10		**22/25**
(93%)	(83%)		**(90%)**		(87%)	(90%)		**(88%)**
0	0		**0**	Aces on 2nd serve	0	0		**0**
6/15	1/6		**7/21**	Points on 2nd serve	5/15	2/10		**7/25**
(40%)	(17%)		**(33%)**		(33%)	(20%)		**(28%)**
17/36	15/25		**32/61**	Receiv points won	17/40	7/20		**24/60**
(47%)	(60%)		**(52%)**		(42%)	(35%)		**(40%)**
2/5	3/7		**5/12**	Break point convers	1/4	0/2		**1/6**
(40%)	(43%)		**(42%)**		(25%)	(0%)		**(17%)**
40	28		**68**	Total points won	36	17		**53**

	1st Set										2nd Set							
PANYUSHKIN/SMIRNOVA	0	*1	2	*2	3	*4	4	*5	5	*6	0	*1	2	*3	4	*5	6	
WANG/HO	*1	1	*1	2	*2	2	*3	3	*4	4	*1	1	*1	1	*1	1	*1	

LEGEND

* Server **RET** Retired **W** Winner

THU 27 JUL 2017

Scorecard - Double

	COUDON Aurelie NOVELLI Vincent	FRA	5	0
W	**PANYUSHKIN Egor Alexandrovich** **SMIRNOVA Polina**	**RUS**	**7**	**6**
		Match duration: 01h18min	45min	33min

Court	Court 3	Scoring Rule	Normal Set Match
Chair Umpire		Match Code	MX001
Started	14:58	Finished	00:00

1st Set

Game 1: COUDON Aurelie — CC/NV 0, PP/SP 1

1	2	3	4	5
	D		D	

Game 2: — CC/NV 0, PP/SP 2

6	7	8	9	10	11

Game 3: NOVELLI Vincent — CC/NV 0, PP/SP 3

12	13	14	15	16
			D	

Game 4: — CC/NV 1, PP/SP 3

17	18	19	20	21	22

Game 5: COUDON Aurelie — CC/NV 1, PP/SP 4

23	24	25	26
	D	D	D

Game 6: — CC/NV 1, PP/SP 5

27	28	29	30	31	32	33	34
			D				

Game 7: NOVELLI Vincent — CC/NV 2, PP/SP 5

35	36	37	38

Game 8: — CC/NV 3, PP/SP 5

39	40	41	42	43	44	45	46	47	48	49	50

Game 9: COUDON Aurelie — CC/NV 4, PP/SP 5

51	52	53	54	55	56
			D		

Game 10: — CC/NV 5, PP/SP 5

57	58	59	60	61	62

THU 27 JUL 2017

Scorecard - Double

Game 11: NOVELLI Vincent — CC/NV 5 — PP/SP 6 ✸

63 64 65 66

Game 12: — CC/NV 5 — PP/SP 7

67 68 69 70 71

2nd Set

Game 1: COUDON Aurelie — CC/NV 0 — PP/SP 1 ✸

72 73 74 75 76 77 78 79 80 81 82 83 84 85 (D) 86 87 88 89

Game 2: — CC/NV 0 — PP/SP 2

90 91 92 93 94 95 96 97 98 (A) 99 100 101

Game 3: NOVELLI Vincent — CC/NV 0 — PP/SP 3 ✸

102 103 104 105

Game 4: — CC/NV 0 — PP/SP 4

106 107 108 109 110

Game 5: COUDON Aurelie — CC/NV 0 — PP/SP 5 ✸

111 112 113 114 115 116

Game 6: — CC/NV 0 — PP/SP 6

117 118 119 (A) 120 121

LEGEND

- Ace - 1st Server
- Ace - 2nd Server
- Double Fault
- Point to receiver - 1st serve
- Point to receiver - 2nd serve
- Point to server - 1st serve
- Point to server - 2nd serve
- Service Break
- W Winner

THU 27 JUL 2017

Match Statistics - Double

	COUDON Aurelie NOVELLI Vincent	FRA	5	0
W	**PANYUSHKIN Egor Alexandrovich** **SMIRNOVA Polina**	**RUS**	**7**	**6**
		Match duration: 01h18min	45min	33min

Court 3

Chair Umpire:

COUDON,A./NOVELLI,V.					PANYUSHKIN,E./SMIRNOVA,P.			
1st Set	2nd Set	3rd Set	**Total**		1st Set	2nd Set	3rd Set	**Total**
0	0		**0**	total aces	0	2		**2**
7	1		**8**	double faults	1	0		**1**
16/28	23/28		**39/56**	1st serve	31/43	17/22		**48/65**
(57%)	(82%)		**(70%)**		(72%)	(77%)		**(74%)**
0	0		**0**	Aces on 1st serve	0	2		**2**
6/16	9/23		**15/39**	Points on 1st serve	17/31	12/17		**29/48**
(38%)	(39%)		**(38%)**		(55%)	(71%)		**(60%)**
5/12	4/5		**9/17**	2nd serve	11/12	5/5		**16/17**
(42%)	(80%)		**(53%)**		(92%)	(100%)		**(94%)**
0	0		**0**	Aces on 2nd serve	0	0		**0**
4/12	1/5		**5/17**	Points on 2nd serve	5/12	3/5		**8/17**
(33%)	(20%)		**(29%)**		(42%)	(60%)		**(47%)**
21/43	7/22		**28/65**	Receiv points won	18/28	18/28		**36/56**
(49%)	(32%)		**(43%)**		(64%)	(64%)		**(64%)**
3/5	0/2		**3/7**	Break point convers	4/4	3/7		**7/11**
(60%)	(0%)		**(43%)**		(100%)	(43%)		**(64%)**
31	17		**48**	Total points won	40	33		**73**

	1st Set												2nd Set					
COUDON/NOVELLI	*0	0	*0	1	*1	1	*2	3	*4	5	*5	5	*0	0	*0	0	*0	0
PANYUSHKIN/SMIRNOVA	1	*2	3	*3	4	*5	5	*5	5	*5	6	*7	1	*2	3	*4	5	*6

LEGEND

* Server **RET** Retired **W** Winner

THU 27 JUL 2017

Scorecard - Double

W	**SEKHAR Prithvi** **JAFREEN Shaik**	**IND**	**6**	**6**
	WANG Chun-Wei HO Chiu-Mei	TPE	4	3
		Match duration: 01h26min	43min	43min

Court	Court 4	Scoring Rule	Normal Set Match
Chair Umpire		Match Code	MX070
Started	14:57	Finished	00:00

1st Set

Game 1: SS/JS 0 — WW/HC 1

1 2 3 4 5 6 7 8 9 10

Game 2: SS/JS 1 — WW/HC 1

11 12 13 14 15

Game 3: SS/JS 2 — WW/HC 1

16 17 18 19 (D) 20

Game 4: SS/JS 2 — WW/HC 2

(D) 21 22 23 24 25 26 27 28 29 30 31 32

Game 5: SS/JS 2 — WW/HC 3

33 34 35 36 37 38 39 40 41 42

Game 6: SS/JS 3 — WW/HC 3

43 44 45 46 47

Game 7: SS/JS 4 — WW/HC 3

48 49 50 51 52

Game 8: SS/JS 4 — WW/HC 4

53 54 55 56 (D) 57 (D) 58

Game 9: SS/JS 5 — WW/HC 4

59 60 61 62

Game 10: SS/JS 6 — WW/HC 4

63 64 65 66 67 68

2nd Set

THU 27 JUL 2017

Scorecard - Double

																		SS/JS	WW/HC	
Game 1:																				
	69	70	71	72	73													0	1	
Game 2:																				
	74	75	76	77	78													1	1	
Game 3:																				
	79	80	81	82	83	84	85	86	87	88								2	1	✸
Game 4:																				
	89	90	91	92	93	94												3	1	
Game 5:																				
	95	96	97	98	99													4	1	✸
Game 6:																				
	100	101	102	103	104	105	106	107										5	1	
Game 7:																				
	108	109	110	111	112	113	114	115	116	117	118	119						5	2	
Game 8:																				
	120	121	122	D 123	124													5	3	✸
Game 9:																				
	125	126	127	128	129	130												6	3	✸

LEGEND

- A — Ace - 1st Server
- Point to receiver - 2nd serve
- W — Winner
- A — Ace - 2nd Server
- Point to server - 1st serve
- D — Double Fault
- Point to server - 2nd serve
- Point to receiver - 1st serve
- ✸ — Service Break

THU 27 JUL 2017

Match Statistics - Double

W				
W	**SEKHAR Prithvi** **JAFREEN Shaik**	**IND**	**6**	**6**
	WANG Chun-Wei HO Chiu-Mei	TPE	4	3
		Match duration: 01h26min	43min	43min

Court 4

Chair Umpire:

SEKHAR,P./JAFREEN,S.					WANG,C./HO,C.			
1st Set	2nd Set	3rd Set	**Total**		1st Set	2nd Set	3rd Set	**Total**
0	0		**0**	total aces	0	0		**0**
3	1		**4**	double faults	1	0		**1**
25/34	16/24		**41/58**	1st serve	22/34	28/38		**50/72**
(74%)	(67%)		**(71%)**		(65%)	(74%)		**(69%)**
0	0		**0**	Aces on 1st serve	0	0		**0**
13/25	12/16		**25/41**	Points on 1st serve	8/22	13/28		**21/50**
(52%)	(75%)		**(61%)**		(36%)	(46%)		**(42%)**
6/9	7/8		**13/17**	2nd serve	11/12	10/10		**21/22**
(67%)	(88%)		**(76%)**		(92%)	(100%)		**(95%)**
0	0		**0**	Aces on 2nd serve	0	0		**0**
6/9	2/8		**8/17**	Points on 2nd serve	6/12	5/10		**11/22**
(67%)	(25%)		**(47%)**		(50%)	(50%)		**(50%)**
20/34	20/38		**40/72**	Receiv points won	15/34	10/24		**25/58**
(59%)	(53%)		**(56%)**		(44%)	(42%)		**(43%)**
3/6	3/5		**6/11**	Break point convers	2/2	1/1		**3/3**
(50%)	(60%)		**(55%)**		(100%)	(100%)		**(100%)**
39	34		**73**	Total points won	29	28		**57**

	1st Set										2nd Set									
SEKHAR/JAFREEN	0	*1	2	*2	2	*3	4	*4	5	*6	0	*1	2	*3	4	*5	5	*5	6	
WANG/HO	*1	1	*1	2	*3	3	*3	4	*4	4	*1	1	*1	1	*1	1	*2	3	*3	

LEGEND

* Server **RET** Retired **W** Winner

Report Created THU 27 JUL 2017 16:31

Competition Schedule

As of SAT 29 JUL 2017

SINGLES/DOUBLES COMPETITION

Event	Code	Initial Rounds				Final Rounds			Start Date	Finish Date
Women Doubles	WD			R32	R16	QF	SF	F	23 JUL	27 JUL
Women Singles	WS	RR		R32	R16	QF	SF	F	23 JUL	27 JUL
Men Doubles	WD		R64	R32	R16	QF	SF	F	23 JUL	27 JUL
Men Singles	WS	RR	R64	R32	R16	QF	SF	F	23 JUL	27 JUL
Mixed Doubles	XD		R64	R32	R16	QF	SF	F	23 JUL	27 JUL

Day	Date	Session	Session	Start Time	Estimated Finish Time	T1	T2	T3	T4	T5	T6	T7	T8	T9	T10
1	SUN	Round of 64	3	9:00	9:15	XD-R6	XD-R6	XD-R6	XD-R6	XD-R6		XD-R6	XD-R6		
	23 JUL	Round of 32		9:45	10:00	XD-R3	XD-R3	XD-R3	XD-R3	XD-R3		XD-R3	XD-R3	XD-R3	
				10:30	10:45	XD-R3	XD-R3	XD-R3	XD-R3	XD-R3		XD-R3	XD-R3	XD-R3	
		Round of 16		11:45	12:00	XD-R1	XD-R1	XD-R1	XD-R1	XD-R1		XD-R1	XD-R1	XD-R1	
		Quarter-finals		13:30	13:45	XD-QF	XD-QF	XD-QF				XD-QF			
		Semi-finals		14:30	14:45	XD-SF	XD-SF								
		Gold-medal Match		15:30	15:45	XD-F									
2	MON	Round of 64	1	9:00	9:15	WD-R6									
	24 JUL	Round of 32		9:00	9:15		WD-R3	WD-R3	WD-R3	WD-R3	WD-R3	WD-R3	WD-R3	WD-R3	
				9:45	10:00	WD-R3		WD-R3				WD-R3			
				10:30	10:45	WD-R3	WD-R3	WD-R3	WD-R3	WD-R3		WD-R3	WD-R3	WD-R3	
		Round of 64		11:15	11:30						WD-R6				
		Round of 16		11:15	11:30	WD-R1	WD-R1	WD-R1	WD-R1	WD-R1		WD-R1	WD-R1	WD-R1	
				12:00	12:15	WD-R1	WD-R1	WD-R1	WD-R1	WD-R1		WD-R1	WD-R1	WD-R1	
		Quarter-finals		14:00	14:15	WD-Q	WD-Q	WD-Q	WD-Q	WD-Q		WD-Q	WD-Q	WD-Q	
		Semi-finals		15:00	15:15	WD-SF	WD-SF	WD-SF				WD-SF			
		Gold-medal Match		16:00	16:15	WD-F									
				17:00	17:15	WD-F									
3	TUE	Round-Robin	4	9:00	9:15	WS-R	WS-R	WS-R	WS-R	WS-R		WS-R	WS-R		
	25 JUL			9:30	9:45	WS-R	WS-R	WS-R	WS-R	WS-R		WS-R	WS-R	WS-R	
				10:00	10:15	WS-R	WS-R	WS-R	WS-R	WS-R		WS-R	WS-R	WS-R	
				10:30	10:45	WS-R	WS-R	WS-R	WS-R	WS-R		WS-R	WS-R	WS-R	
				11:00	11:15	WS-R	WS-R	WS-R	WS-R	WS-R		WS-R	WS-R	WS-R	
				11:30	11:45	WS-R	WS-R	WS-R	WS-R	WS-R		WS-R	WS-R	WS-R	
				12:00	12:15	WS-R	WS-R	WS-R	WS-R	WS-R		WS-R	WS-R	WS-R	
				13:30	13:45	WS-R	WS-R	WS-R	WS-R	WS-R		WS-R	WS-R		
				14:00	14:15	WS-R	WS-R	WS-R	WS-R	WS-R		WS-R	WS-R	WS-R	
				14:30	14:45	WS-R	WS-R	WS-R	WS-R	WS-R		WS-R	WS-R	WS-R	
				15:00	15:15	WS-R	WS-R	WS-R	WS-R	WS-R		WS-R	WS-R	WS-R	

Competition Schedule

As of SAT 29 JUL 2017

				15:30	15:45	WS-R	WS-R	WS-R	WS-R	WS-R		WS-R	WS-R	WS-R	
				16:00	16:15	WS-R	WS-R	WS-R	WS-R	WS-R		WS-R	WS-R	WS-R	
				16:30	16:45	WS-R	WS-R	WS-R	WS-R	WS-R		WS-R	WS-R	WS-R	
4	WED	Round-Robin	5	9:00	9:15	WS-R	WS-R	WS-R	WS-R	WS-R		WS-R	WS-R		
	26 JUL			9:30	9:45	WS-R	WS-R	WS-R	WS-R	WS-R		WS-R	WS-R	WS-R	
				10:00	10:15	WS-R	WS-R	WS-R	WS-R	WS-R		WS-R	WS-R	WS-R	
				10:30	10:45	WS-R	WS-R	WS-R	WS-R	WS-R		WS-R	WS-R	WS-R	
				11:00	11:15	WS-R	WS-R	WS-R	WS-R	WS-R		WS-R	WS-R	WS-R	
				11:30	11:45	WS-R	WS-R	WS-R	WS-R	WS-R		WS-R	WS-R	WS-R	
				12:00	12:15	WS-R	WS-R	WS-R	WS-R	WS-R		WS-R	WS-R	WS-R	
		Round of 64		13:30	13:45	WS-R6	WS-R6	WS-R6	WS-R6	WS-R6		WS-R6	WS-R6	WS-R6	
		Round of 32		14:15	14:30	WS-R3	WS-R3	WS-R3	WS-R3	WS-R3		WS-R3			
				15:00	15:15	WS-R3	WS-R3	WS-R3	WS-R3	WS-R3		WS-R3			
				15:45	16:00	WS-R3	WS-R3	WS-R3	WS-R3	WS-R3		WS-R3	WS-R3	WS-R3	
				16:30	16:45	WS-R3	WS-R3	WS-R3	WS-R3	WS-R3		WS-R3	WS-R3	WS-R3	
		Round of 16		17:15	17:30	WS-R1	WS-R1	WS-R1	WS-R1	WS-R1		WS-R1	WS-R1	WS-R1	
				18:00	18:15	WS-R1	WS-R1	WS-R1	WS-R1	WS-R1		WS-R1	WS-R1	WS-R1	
5	THU	Quarter-finals	6	9:00	9:15	WS-Q	WS-Q	WS-Q	WS-Q	WS-Q		WS-Q	WS-Q	WS-Q	
	27 JUL	Semi-finals		10:00	10:15	WS-SF	WS-SF	WS-SF				WS-SF			
		Gold-medal Match		11:00	11:15	WS-F									
				12:00	12:15	WS-F									

Competition Schedule

As of SAT 29 JUL 2017

TEAM COMPETITION

Event	Code	Initial	Final Rounds														Start Date	Finish Date
Women Team	WT	RR		SF	F			F5	F7			F9					20 JUL	27 JUL
Men Team	WT	RR	QF	SF	F		SF	F5	F7	Q7-	S9-	F9	F11	S13	F13	F15	20 JUL	27 JUL

Day	Date	Session	Session	Start Time	Estimated Finish Time	T1	T2	T3	T4	T5	T6	T7	T8	T9	T10
1	THU 20 JUL	Round-Robin	1	9:00	10:15	WT-R	WT-R	WT-R	WT-R	WT-R		WT-R	WT-R	WT-R	
				10:30	11:45	WT-R	WT-R	WT-R				WT-R			
				13:00	14:15	WT-R	WT-R	WT-R				WT-R			
				14:30	15:45	WT-R	WT-R	WT-R	WT-R	WT-R		WT-R	WT-R	WT-R	
				16:00	17:15	WT-R	WT-R	WT-R				WT-R			
				17:30	18:45	WT-R	WT-R	WT-R	WT-R	WT-R		WT-R	WT-R	WT-R	
				19:00	20:15	WT-R	WT-R	WT-R				WT-R			
2	FRI 21 JUL	Round-Robin	2	9:00	10:15	WT-R	WT-R	WT-R				WT-R			
		Quarter-finals		9:00	10:15				WT-QF	WT-QF			WT-QF	WT-QF	
		Semi-finals		11:00	12:15	WT-SF	WT-SF								
		Final 5th-6th Place		11:00	12:15				WT-F5						
		Final 7th-8th Place		11:00	12:15								WT-F7		
		Quarterfinals 9-16		11:00	12:15			WT-Q7		WT-Q7		WT-Q7		WT-Q7	
		Final 9th-10th Place		11:00	12:15										WT-F9
		Semi-finals		13:00	14:15	WT-SF	WT-SF								
		Semifinals 5-8		13:00	14:15			WT-SF				WT-SF			
		Semifinals 9-12		13:00	14:15				WT-S9				WT-S9		
		Semifinals 13-16		13:00	14:15					WT-S1				WT-S1	
		Final 13th-14th Pl.		15:45	17:00								WT-F1		
		Gold-medal Match		16:00	17:15	WT-F									
		Final 5th-6th Place		16:00	17:15			WT-F5							
		Final 7th-8th Place		16:00	17:15							WT-F7			
		Final 9th-10th Place		16:00	17:15				WT-F9						
		Final 11th-12th Pl.		16:00	17:15					WT-F1					
		Final 15th-16th Pl.		16:00	17:15									WT-F1	
		Gold-medal Match		18:00	19:15	WT-F									

LEGEND

F	Finals	**F11**	Final 11th-12th Pl.	**F13**	Final 13th-14th Pl.	**F15**	Final 15th-16th Pl.	**MS**	Men's Single
MT	Men's Team	**Q7-1**	Quarterfinals 9-16	**QF**	Quarterfinals	**Rn**	Round n	**RR**	Round-Robin
WS	Women's Single	**WT**	Women's Team	**SF**	Semifinals	**SF58**	Semifinals 5-8	**SFR**	Bronze-medal Contest

Entry List by NOC

As of THU 20 JUL 2017 at 11:35

NOC	Gender	Name	Date of Birth	Event			
				WD	WS	WT	XD
AUT - Austria	M	Lukas KRAMER		X	X	X	
	M	Christopher KRÄMER		X	X	X	
	M	Erwin STÜRMER			X	X	
BRA - Brazil	M	Joao DE OLIVEIRA		X	X		X
	M	Leonildo OLIVEIRA		X	X		X
	F	Maria COSTA	17 SEP 2001	X	X		X
	F	Thais RODRIGUES	16 MAR 2000	X	X		X
BUL - Bulgaria	M	Halit Mehmed HASAN		X	X	X	
	M	Petar Veselinov KOLEV		X	X	X	
	M	Ivan Dimitrov NEDEV			X	X	
CHI - Chile	M	Roberto CAMPOS			X		
CHN - China	M	Jiping TIAN		X	X	X	X
	M	Cong WANG		X	X	X	X
	M	Youyue XU		X	X	X	X
	M	Chaoyue ZHANG		X	X	X	X
	F	Meng Ping HUANG	18 JAN 1990	X	X	X	X
	F	Huan LIN	18 FEB 1992	X	X	X	X
	F	Ce SHI	15 DEC 1985	X	X	X	X
	F	Zhe WANG	3 AUG 2001	X	X	X	X
COL - Colombia	F	Angie Lizeth BEDOYA	5 JUL 1995	X	X		X
	F	Kelly Johanna MONTIEL	19 JUN 1986	X	X		X
	M	Kevin Daniel AYALA		X	X		X
	M	Jairo ZAPATA RIANO		X	X		X
CRO - Croatia	M	Ivan HRIBAR		X	X		X
	M	Ilija TOMIC		X	X		X
	F	Paola BALDER	27 JUN 1996	X	X	X	X
	F	Anamarija HRIBAR	5 APR 1998	X	X	X	X
	F	Stana MARIC	6 APR 1963		X	X	
CZE - Czech Republic	M	Jaroslav HELUS			X	X	
	M	Michal KRATOCHVIL		X	X	X	
	M	Roman MATOUS		X	X	X	
GER - Germany	M	Matthias KNOELL			X	X	
	M	Mark MECHAU		X	X	X	X
	M	Sebastian SCHÖLZEL		X	X	X	X
	F	Annalena MOLL	20 JAN 2000	X	X		X
	F	Charis WERNHARDT	10 MAY 2000	X	X		X
HKG - Hong Kong	M	Lok Wing HO		X	X	X	
	M	Kin Sing NG		X	X	X	
	M	Wai Yip NG		X	X	X	
	M	Ho Ting WU		X	X	X	
HUN - Hungary	M	Gergely BENCSIK		X	X	X	X
	M	Akos Emil MAKAI		X	X	X	X

Entry List by NOC

As of THU 20 JUL 2017 at 11:35

NOC	Gender	Name	Date of Birth	Event			
				WD	WS	WT	XD
	M	Bela SZALAI			X	X	X
	F	Zsuzsanna FEKETE	15 AUG 1982	X	X	X	X
	F	Pamela IOLA	23 MAY 2004		X	X	X
	F	Krisztina SZECSI	21 AUG 1975	X	X	X	X
IND - India	F	Suravi GHOSH	9 NOV 1997	X	X	X	X
	F	Shineya GOMES	1 MAY 1997	X	X	X	X
	F	Archana PANDEY	21 AUG 1991	X	X	X	X
	F	Poli SAHA	14 APR 1980	X	X	X	X
	M	Tanuj MUKHERJEE		X	X		X
	M	Kakarlamudi NAGESH		X	X		X
	M	Ullas NAIK		X	X		X
	M	GUPTA Suvro SEN		X	X		X
IRI - Iran	M	Farzad CHERAGHI			X		
JPN - Japan	F	Riho KAMEZAWA	28 OCT 1990	X	X	X	
	F	Mizue KAWASAKI	20 JUL 1995	X	X	X	
	F	Risato TAKAOKA	9 JAN 1993		X	X	
KAZ - Kazakhstan	M	Gaip DANIYAROV			X	X	
	M	Daniyar ISKENDIROV		X	X	X	
	M	Kanat KONKUBAYEV		X	X	X	
KOR - Korea	M	Gwonhwi CHOI		X	X	X	
	M	Gyungwoo JEON		X	X	X	X
	M	Jongkuk KIM		X	X	X	X
	M	Cheoljin SHIN		X	X	X	X
	F	Seoyoung KIM	18 MAR 2003	X	X	X	X
	F	Ahhyun LEE	24 FEB 1997		X	X	X
	F	Jiyeun LEE	31 OCT 1988	X	X	X	X
LTU - Lithuania	M	Gintautas JUCHNA		X	X	X	
	M	Viktoras NARKEVICIUS		X	X	X	
	M	Deividas TAKINAS		X	X	X	
	M	Kestutis ZIZIUNAS		X	X	X	
NGR - Nigeria	M	Isamila Saka ADENIRAN		X	X		
	M	Babatunde AWOSANYA		X	X		
	M	John EZEKWUDO		X	X		X
	M	Adetayo ODUPITAN		X	X		X
	M	Nurudeen BADMUS	4 JUL 1980		X		
	F	Ganiyat ANIMASHAUN	8 JAN 1995	X	X		X
	F	Idayat JIMOH	6 FEB 1996	X	X		X
NOR - Norway	M	Jan Roger ANDERSSON			X		
PAK - Pakistan	M	Tanveer AHMAD			X		
PHI - Philippines	F	Abrianne NUEVO	26 MAY 1998		X		
POL - Poland	F	Monika DORSZ	21 AUG 1992	X	X	X	X

Entry List by NOC

As of THU 20 JUL 2017 at 11:35

NOC	Gender	Name	Date of Birth	Event			
				WD	WS	WT	XD
	F	Julia SZEMIEL	5 DEC 1999		X	X	X
	F	Iwona Ewa ZYLA	4 OCT 1971	X	X	X	X
	M	Grzegorz NOWAK		X	X	X	
	M	Pawel PIETA		X	X	X	X
	M	Marek Jan RUTOWSKI		X	X	X	X
	M	Adrian SZELIGA		X	X	X	X
RUS - Russia	M	Egor ASTAFYEV		X	X	X	X
	M	Vitaly CHULKOV		X	X	X	X
	M	Dmitry Olegovich PISHCHUK		X	X	X	X
	M	Asilbek SUYNALIEV		X	X	X	X
	F	Diana GUBANOVA	8 FEB 1999	X	X	X	X
	F	Anna Alexandrovna KONDRATOVA	13 JUL 1989	X	X	X	X
	F	Anastasiia KUDRIASHOVA	20 MAY 1994	X	X	X	X
	F	Ksenia MARKOVICH	18 MAY 1992	X	X	X	X
SVK - Slovakia	F	Eva JURKOVA	24 MAR 1995		X		X
	M	Thomas KEINATH		X	X		X
	M	Marek TUTURA		X	X		
THA - Thailand	M	Sirisak BUNPRASAN		X	X	X	
	M	Wittaya PRATUEANGPAIBOON		X	X	X	
	M	_				X	
TPE - Chinese Taipei	M	Yueh-Tung KUO		X	X	X	
	M	Shih-Chieh LU		X	X	X	
	M	Yi-Hsiang WANG		X	X	X	
	M	Jung-Tsung YANG		X	X	X	
TUR - Turkey	M	Dogan ERDAL		X	X	X	X
	M	Saffet ERDOGAN		X	X	X	X
	M	Garip OLCAS		X	X	X	X
	M	Avni TIMUCIN		X	X	X	X
	F	Meltem AKYAZ	30 JUL 1995	X	X	X	X
	F	Dilem AKYUZ	25 JAN 1997	X	X	X	X
	F	Nevroz CIFTKURAN	25 MAR 2000	X	X	X	X
	F	Emine KAHRAMAN	27 AUG 2001	X	X	X	X
UKR - Ukraine	F	Iuliia KHODKO	29 JUL 1982	X	X	X	X
	F	Larysa STARIKOVA	4 MAY 1993	X	X	X	X
	F	Mariia VASYLIEVA	12 JAN 1990	X	X	X	X
	F	Karyna ZAVINOVSKA	21 DEC 1997	X	X	X	X
	M	Grygorii KUZMENKO		X	X	X	X
	M	Anton VELIIEV		X	X	X	X
	M	Anatolii YAKOVENKO		X	X	X	X
	M	Gennadii ZAKLADNYI		X	X	X	X
UZB - Uzbekistan	M	Azizbek KURBANOV		X	X		
	M	Dilmurod ORIFOV		X	X		
VEN - Venezuela	M	Sergio Frank LEMUS ROJAS			X		

Medallists by event

As of FRI 21 JUL 2017 at 20:27

After 7 of 7 events

Event Name	Date	Medal	Name	NOC Code
Women Singles	THU 27 JUL 2017	GOLD	HUANG Meng Ping	CHN
		SILVER	SHI Ce	CHN
		BRONZE	WANG Zhe	CHN
		BRONZE	KONDRATOVA Anna Alexandrovna	RUS
Men Singles	THU 27 JUL 2017	GOLD	WANG Cong	CHN
		SILVER	KEINATH Thomas	SVK
		BRONZE	WANG Yi-Hsiang	TPE
		BRONZE	ZAKLADNYI Gennadii	UKR
Women Doubles	MON 24 JUL 2017	GOLD	HUANG Meng Ping SHI Ce	CHN
		SILVER	LIN Huan WANG Zhe	CHN
		BRONZE	KAMEZAWA Riho KAWASAKI Mizue	JPN
		BRONZE	VASYLIEVA Mariia ZAVINOVSKA Karyna	UKR
Men Doubles	MON 24 JUL 2017	GOLD	WANG Cong ZHANG Chaoyue	CHN
		SILVER	WANG Yi-Hsiang YANG Jung-Tsung	TPE
		BRONZE	TIAN Jiping XU Youyue	CHN
		BRONZE	JUCHNA Gintautas TAKINAS Deividas	LTU
Mixed Doubles	SUN 23 JUL 2017	GOLD	SHI Ce WANG Cong	CHN
		SILVER	HUANG Meng Ping TIAN Jiping	CHN
		BRONZE	JURKOVA Eva KEINATH Thomas	SVK
		BRONZE	KHODKO Iuliia ZAKLADNYI Gennadii	UKR

Medallists by event

As of FRI 21 JUL 2017 at 20:27

After 7 of 7 events

Event Name	Date	Medal	Name	NOC Code
Women Team	FRI 21 JUL 2017	GOLD	HUANG Meng Ping LIN Huan SHI Ce WANG Zhe	CHN
		SILVER	KHODKO Iuliia STARIKOVA Larysa VASYLIEVA Mariia ZAVINOVSKA Karyna	UKR
		BRONZE	KAMEZAWA Riho KAWASAKI Mizue TAKAOKA Risato	JPN
		BRONZE	GUBANOVA Diana KONDRATOVA Anna Alexandrovna KUDRIASHOVA Anastasiia MARKOVICH Ksenia	RUS
Men Team	FRI 21 JUL 2017	GOLD	TIAN Jiping WANG Cong XU Youyue ZHANG Chaoyue	CHN
		SILVER	KUO Yueh-Tung LU Shih-Chieh WANG Yi-Hsiang YANG Jung-Tsung	TPE
		BRONZE	DANIYAROV Gaip ISKENDIROV Danivar KONKUBAYEV Kanat	KAZ
		BRONZE	JUCHNA Gintautas NARKEVICIUS Viktoras TAKINAS Deividas ZIZIUNAS Kestutis	LTU

Draw

Group A						Matches		
Rank	Id		a	b	c	Played	Won	Lost
1	a	WANG Cong (CHN)	---	3-0 - 0-3	3-0 - 0-3	2	2	0
2	b	STÜRMER Erwin (AUT)	0-3 - 3-0	---	3-0 - 0-3	2	1	1
3	c	AHMAD Tanveer (PAK)	0-3 - 3-0	0-3 - 3-0	---	2	0	2

Group B							Matches		
Rank	Id		a	b	c	d	Played	Won	Lost
1	a	KEINATH Thomas (SVK)	---	3-0 - 0-3	3-0 - 0-3	3-0 - 0-3	3	3	0
2	b	VELIIEV Anton (UKR)	0-3 - 3-0	---	3-2 - 2-3	3-0 - 0-3	3	2	1
3	c	PRATUEANGPAIBOON Wittaya (THA)	0-3 - 3-0	2-3 - 3-2	---	3-2 - 2-3	3	1	2
4	d	KRAMER Lukas (AUT)	0-3 - 3-0	0-3 - 3-0	2-3 - 3-2	---	3	0	3

Group C							Matches		
Rank	Id		a	b	c	d	Played	Won	Lost
1	a	ZAKLADNYI Gennadii (UKR)	---	3-0 - 0-3	3-0 - 0-3	3-0 - 0-3	3	3	0
2	b	SZELIGA Adrian (POL)	0-3 - 3-0	---	3-0 - 0-3	3-0 - 0-3	3	2	1
3	c	JEON Gyungwoo (KOR)	0-3 - 3-0	0-3 - 3-0	---	3-0 - 0-3	3	1	2
4	d	ODUPITAN Adetayo (NGR)	0-3 - 3-0	0-3 - 3-0	0-3 - 3-0	---	3	0	3

Group D							Matches		
Rank	Id		a	b	c	d	Played	Won	Lost
1	a	TIAN Jiping (CHN)	---	3-1 - 1-3	3-1 - 1-3	3-0 - 0-3	3	3	0
2	b	JUCHNA Gintautas (LTU)	1-3 - 3-1	---	3-0 - 0-3	3-0 - 0-3	3	2	1
3	c	BENCSIK Gergely (HUN)	1-3 - 3-1	0-3 - 3-0	---	3-2 - 2-3	3	1	2
4	d	MUKHERJEE Tanuj (IND)	0-3 - 3-0	0-3 - 3-0	2-3 - 3-2	---	3	0	3

Group E							Matches		
Rank	Id		a	b	c	d	Played	Won	Lost
1	a	TAKINAS Deividas (LTU)	---	3-0 - 0-3	3-0 - 0-3	3-0 - 0-3	3	3	0
2	b	NAIK Ullas (IND)	0-3 - 3-0	---	3-0 - 0-3	3-0 - 0-3	3	2	1
3	c	KURBANOV Azizbek (UZB)	0-3 - 3-0	0-3 - 3-0	---	3-0 - 0-3	3	1	2
4	d	ADENIRAN Isamila Saka (NGR)	0-3 - 3-0	0-3 - 3-0	0-3 - 3-0	---	3	0	3

Group F							Matches		
Rank	Id		a	b	c	d	Played	Won	Lost
1	a	ZHANG Chaoyue (CHN)	---	2-3 - 3-2	3-0 - 0-3	3-0 - 0-3	3	2	1
1	b	DANIYAROV Gaip (KAZ)	3-2 - 2-3	---	1-3 - 3-1	3-0 - 0-3	3	2	1
1	c	KUO Yueh-Tung (TPE)	0-3 - 3-0	3-1 - 1-3	---	3-0 - 0-3	3	2	1
4	d	HO Lok Wing (HKG)	0-3 - 3-0	0-3 - 3-0	0-3 - 3-0	---	3	0	3

Approval date/time: WED 26 JUL 2017 11:39 Referee: _____ ITTF TD: _____

Draw

Group G							Matches		
Rank	Id		a	b	c	d	Played	Won	Lost
1	a	MECHAU Mark (GER)	---	3-0 - 0-3	3-0 - 0-3	3-0 - 0-3	3	3	0
2	b	NG Kin Sing (HKG)	0-3 - 3-0	---	3-2 - 2-3	3-1 - 1-3	3	2	1
3	c	RUTOWSKI Marek Jan (POL)	0-3 - 3-0	2-3 - 3-2	---	3-1 - 1-3	3	1	2
4	d	ZAPATA RIANO Jairo (COL)	0-3 - 3-0	1-3 - 3-1	1-3 - 3-1	---	3	0	3

Group H							Matches		
Rank	Id		a	b	c	d	Played	Won	Lost
1	a	TUTURA Marek (SVK)	---	3-1 - 1-3	3-1 - 1-3	3-0 - 0-3	3	3	0
2	b	NG Wai Yip (HKG)	1-3 - 3-1	---	3-0 - 0-3	3-0 - 0-3	3	2	1
3	c	SEN GUPTA Suvro (IND)	1-3 - 3-1	0-3 - 3-0	---	3-0 - 0-3	3	1	2
4	d	BADMUS Nurudeen (NGR)	0-3 - 3-0	0-3 - 3-0	0-3 - 3-0	---	3	0	3

Group J							Matches		
Rank	Id		a	b	c	d	Played	Won	Lost
1	a	XU Youyue (CHN)	---	3-1 - 1-3	3-0 - 0-3	3-0 - 0-3	3	3	0
2	b	ERDAL Dogan (TUR)	1-3 - 3-1	---	3-0 - 0-3	3-1 - 1-3	3	2	1
3	c	NOWAK Grzegorz (POL)	0-3 - 3-0	0-3 - 3-0	---	3-1 - 1-3	3	1	2
4	d	AYALA Kevin Daniel (COL)	0-3 - 3-0	1-3 - 3-1	1-3 - 3-1	---	3	0	3

Group K							Matches		
Rank	Id		a	b	c	d	Played	Won	Lost
1	a	YANG Jung-Tsung (TPE)	---	3-1 - 1-3	3-0 - 0-3	3-0 - 0-3	3	3	0
2	b	SUYNALIEV Asilbek (RUS)	1-3 - 3-1	---	3-1 - 1-3	3-0 - 0-3	3	2	1
3	c	CHERAGHI Farzad (IRI)	0-3 - 3-0	1-3 - 3-1	---	3-2 - 2-3	3	1	2
4	d	LEMUS ROJAS Sergio Frank (VEN)	0-3 - 3-0	0-3 - 3-0	2-3 - 3-2	---	3	0	3

Group L								Matches		
Rank	Id		a	b	c	d	e	Played	Won	Lost
1	a	ASTAFYEV Egor (RUS)	---	3-0 - 0-3	3-1 - 1-3	3-0 - 0-3		3	3	0
2	b	LU Shih-Chieh (TPE)	0-3 - 3-0	---	3-2 - 2-3	3-0 - 0-3		3	2	1
3	c	NARKEVICIUS Viktoras (LTU)	1-3 - 3-1	2-3 - 3-2	---	3-0 - 0-3		3	1	2
4	d	KONKUBAYEV Kanat (KAZ)	0-3 - 3-0	0-3 - 3-0	0-3 - 3-0	---		3	0	3
	e	ADENIRAN Isamila Saka (NGR)					---	0	0	0

Group M							Matches		
Rank	Id		a	b	c	d	Played	Won	Lost
1	a	CHOI Gwonhwi (KOR)	---	3-2 - 2-3	3-1 - 1-3	3-0 - 0-3	3	3	0
2	b	PISHCHUK Dmitry Olegovich (RUS)	2-3 - 3-2	---	3-1 - 1-3	3-0 - 0-3	3	2	1
3	c	HELUS Jaroslav (CZE)	1-3 - 3-1	1-3 - 3-1	---	3-0 - 0-3	3	1	2

Approval date/time: WED 26 JUL 2017 11:39 Referee: _____ ITTF TD: _____

Draw

4	d	HRIBAR Ivan (CRO)	0-3 - 3-0	0-3 - 3-0	0-3 - 3-0	---	3	0	3

Group N							Matches		
Rank	Id		a	b	c	d	Played	Won	Lost
1	a	WANG Yi-Hsiang (TPE)	---	3-0 - 0-3	3-0 - 0-3	3-0 - 0-3	3	3	0
2	b	SCHÖLZEL Sebastian (GER)	0-3 - 3-0	---	3-2 - 2-3	3-1 - 1-3	3	2	1
3	c	ORIFOV Dilmurod (UZB)	0-3 - 3-0	2-3 - 3-2	---	3-0 - 0-3	3	1	2
4	d	MAKAI Akos Emil (HUN)	0-3 - 3-0	1-3 - 3-1	0-3 - 3-0	---	3	0	3

Group P							Matches		
Rank	Id		a	b	c	d	Played	Won	Lost
1	a	KRÄMER Christopher (AUT)	---	3-0 - 0-3	3-0 - 0-3	3-0 - 0-3	3	3	0
2	b	TOMIC Ilija (CRO)	0-3 - 3-0	---	3-1 - 1-3	3-1 - 1-3	3	2	1
3	c	MATOUS Roman (CZE)	0-3 - 3-0	1-3 - 3-1	---	3-0 - 0-3	3	1	2
4	d	BUNPRASAN Sirisak (THA)	0-3 - 3-0	1-3 - 3-1	0-3 - 3-0	---	3	0	3

Group R							Matches		
Rank	Id		a	b	c	d	Played	Won	Lost
1	a	WU Ho Ting (HKG)	---	3-1 - 1-3	3-2 - 2-3	3-0 - 0-3	3	3	0
2	b	YAKOVENKO Anatolii (UKR)	1-3 - 3-1	---	3-1 - 1-3	3-0 - 0-3	3	2	1
3	c	ANDERSSON Jan Roger (NOR)	2-3 - 3-2	1-3 - 3-1	---	3-0 - 0-3	3	1	2
4	d	NAGESH Kakarlamudi (IND)	0-3 - 3-0	0-3 - 3-0	0-3 - 3-0	---	3	0	3

Group S							Matches		
Rank	Id		a	b	c	d	Played	Won	Lost
1	a	KUZMENKO Grygorii (UKR)	---	3-2 - 2-3	3-1 - 1-3	3-0 - 0-3	3	3	0
2	b	ZIZIUNAS Kestutis (LTU)	2-3 - 3-2	---	3-2 - 2-3	3-0 - 0-3	3	2	1
3	c	KIM Jongkuk (KOR)	1-3 - 3-1	2-3 - 3-2	---	3-0 - 0-3	3	1	2
4	d	SZALAI Bela (HUN)	0-3 - 3-0	0-3 - 3-0	0-3 - 3-0	---	3	0	3

Group T							Matches		
Rank	Id		a	b	c	d	Played	Won	Lost
1	a	KRATOCHVIL Michal (CZE)	---	3-0 - 0-3	3-0 - 0-3	3-0 - 0-3	3	3	0
2	b	OLCAS Garip (TUR)	0-3 - 3-0	---	3-0 - 0-3	3-0 - 0-3	3	2	1
3	c	NEDEV Ivan Dimitrov (BUL)	0-3 - 3-0	0-3 - 3-0	---	3-0 - 0-3	3	1	2
4	d	OLIVEIRA Leonildo (BRA)	0-3 - 3-0	0-3 - 3-0	0-3 - 3-0	---	3	0	3

Group V							Matches		
Rank	Id		a	b	c	d	Played	Won	Lost
1	a	HASAN Halit Mehmed (BUL)	---	3-1 - 1-3	3-0 - 0-3	3-0 - 0-3	3	3	0
2	b	TIMUCIN Avni (TUR)	1-3 - 3-1	---	3-0 - 0-3	3-0 - 0-3	3	2	1

Approval date/time: WED 26 JUL 2017 11:39 Referee: _____ ITTF TD: _____

KRONOS DEAFLYMPICS

Draw

3	c	CAMPOS Roberto (CHI)	0-3 - 3-0	0-3 - 3-0	---	3-0 - 0-3	3	1	2
4	d	EZEKWUDO John (NGR)	0-3 - 3-0	0-3 - 3-0	0-3 - 3-0	---	3	0	3

Group Y							Matches		
Rank	Id		a	b	c	d	Played	Won	Lost
1	a	ISKENDIROV Daniyar (KAZ)	---	3-0 - 0-3	3-2 - 2-3	3-0 - 0-3	3	3	0
2	b	KOLEV Petar Veselinov (BUL)	0-3 - 3-0	---	3-2 - 2-3	3-0 - 0-3	3	2	1
3	c	SHIN Cheoljin (KOR)	2-3 - 3-2	2-3 - 3-2	---	3-0 - 0-3	3	1	2
4	d	ERDOGAN Saffet (TUR)	0-3 - 3-0	0-3 - 3-0	0-3 - 3-0	---	3	0	3

Group Z							Matches		
Rank	Id		a	b	c	d	Played	Won	Lost
1	a	CHULKOV Vitaly (RUS)	---	3-0 - 0-3	3-0 - 0-3	3-0 - 0-3	3	3	0
2	b	KNOELL Matthias (GER)	0-3 - 3-0	---	3-0 - 0-3	3-0 - 0-3	3	2	1
3	c	PIETA Pawel (POL)	0-3 - 3-0	0-3 - 3-0	---	3-0 - 0-3	3	1	2
4	d	DE OLIVEIRA Joao (BRA)	0-3 - 3-0	0-3 - 3-0	0-3 - 3-0	---	3	0	3

Approval date/time: WED 26 JUL 2017 11:39 Referee: _____ ITTF TD: _____

Draw



Approval date/time: WED 26 JUL 2017 11:39 Referee: _____ ITTF TD: _____

TUE 25 JUL 2017
Start Time 10:00

Match Results

SUYNALIEV Asilbek (RUS) **3 - 0** LEMUS ROJAS Sergio Frank (VEN)

Game Summary		Match	1st Game	2nd Game	3rd Game
SUYNALIEV Asilbek	**RUS**	**3**	11	11	11
LEMUS ROJAS Sergio Frank	VEN	**0**	5	6	7
	Duration	**13min**	3min	5min	5min

Match No: WS30 Table: Table 3
Umpires:

	SUYNALIEV Asilbek (RUS)				LEMUS ROJAS Sergio Frank (VEN)			
	Game			Match	Game			Match
Player Statistics	**1**	**2**	**3**		**1**	**2**	**3**	
Points won	11	11	11	**33**	5	6	7	**18**
Biggest lead	6	5	4	**6**	-	4	3	**4**
Points won on own serve	7	7	4	**18**	4	4	3	**11**
Points lost on own serve	1	2	4	**7**	4	4	7	**15**
Most consecutive points won	4	7	6	**7**	3	4	3	**4**
Greatest deficit overcome	-	4	3	**4**	-	-	-	**-**
Handedness/Grip								

	Game			Match
Game/Match Statistics	**1**	**2**	**3**	
Longest rally (strokes)	5	10	11	**11**
Average rally	4	4	4	**4**

Game Progress

1	**SUYNALIEV Asilbek (RUS)**	0	*2	3	*3	5	*6	8	*9	**11**	
	LEMUS ROJAS Sergio Frank (VEN)	*0	0	*1	3	*3	4	*4	5	**5**	
2	**SUYNALIEV Asilbek (RUS)**	*0	0	*0	2	*4	6	*7	9	*10	**11**
	LEMUS ROJAS Sergio Frank (VEN)	0	*2	4	*4	4	*4	5	*5	6	**6**
3	**SUYNALIEV Asilbek (RUS)**	0	*1	2	*2	3	*5	5	*7	9	**11**
	LEMUS ROJAS Sergio Frank (VEN)	*0	1	*2	4	*5	5	*7	7	*7	**7**

LEGEND
* Server **MS** Men's Single **MT** Men's Team **No.** Number **WS** Women's Single
WT Women's Team

Note: The "Greatest deficit overcome" only applies when the player ends up winning the game.

TUE 25 JUL 2017
Start Time 14:30

Match Results

YANG Jung-Tsung (TPE) **3 - 1** SUYNALIEV Asilbek (RUS)

Game Summary		Match	1st Game	2nd Game	3rd Game	4th Game
YANG Jung-Tsung	**TPE**	**3**	14	11	10	11
SUYNALIEV Asilbek	RUS	**1**	12	3	12	6
	Duration	**26min**	9min	3min	8min	6min

Match No: WS50 Table: Table 2
Umpires:

	YANG Jung-Tsung (TPE)					SUYNALIEV Asilbek (RUS)				
	Game				Match	Game				Match
Player Statistics	**1**	**2**	**3**	**4**		**1**	**2**	**3**	**4**	
Points won	14	11	10	11	**46**	12	3	12	6	**33**
Biggest lead	2	8	2	5	**8**	3	1	3	-	**3**
Points won on own serve	7	5	4	6	**22**	6	2	5	4	**17**
Points lost on own serve	6	1	7	2	**16**	7	6	6	5	**24**
Most consecutive points won	3	5	3	4	**5**	3	1	5	2	**5**
Greatest deficit overcome	3	1	-	-	**3**	-	-	2	-	**2**
Handedness/Grip										

	Game				Match
Game/Match Statistics	**1**	**2**	**3**	**4**	
Longest rally (strokes)	12	12	19	-	**19**
Average rally	5	4	6	-	**4**

Game Progress

1	**YANG Jung-Tsung (TPE)**	*0	0	*1	2	*4	5	*6	8	*9	9	*10	11	*11	12	*12	13	**14**
	SUYNALIEV Asilbek (RUS)	0	*2	3	*4	4	*5	6	*6	7	*9	10	*10	11	*11	12	*12	**12**
2	**YANG Jung-Tsung (TPE)**	0	*1	2	*4	6	*7	9	**11**									
	SUYNALIEV Asilbek (RUS)	*0	1	*2	2	*2	3	*3	**3**									
3	YANG Jung-Tsung (TPE)	*0	1	*3	3	*3	4	*5	6	*8	9	*10	10	**10**				
	SUYNALIEV Asilbek (RUS)	0	*1	1	*3	5	*6	7	*8	8	*9	10	*11	**12**				
4	**YANG Jung-Tsung (TPE)**	0	*2	4	*4	5	*6	7	*8	10	**11**							
	SUYNALIEV Asilbek (RUS)	*0	0	*0	2	*3	4	*5	6	*6	**6**							

LEGEND
* Server **MS** Men's Single **MT** Men's Team **No.** Number **WS** Women's Single
WT Women's Team

Note: The "Greatest deficit overcome" only applies when the player ends up winning the game.

WED 26 JUL 2017
Start Time 10:00

Match Results

SUYNALIEV Asilbek (RUS) **3 - 1** CHERAGHI Farzad (IRI)

Game Summary		Match	1st Game	2nd Game	3rd Game	4th Game
SUYNALIEV Asilbek	**RUS**	**3**	11	9	11	11
CHERAGHI Farzad	IRI	**1**	3	11	7	5
	Duration	**21min**	3min	7min	6min	5min

Match No: WS88 Table: Table 2
Umpires:

	SUYNALIEV Asilbek (RUS)					CHERAGHI Farzad (IRI)				
	Game				Match	Game				Match
Player Statistics	**1**	**2**	**3**	**4**		**1**	**2**	**3**	**4**	
Points won	11	9	11	11	**42**	3	11	7	5	**26**
Biggest lead	8	1	4	6	**8**	-	3	4	-	**4**
Points won on own serve	7	5	5	4	**21**	2	6	2	1	**11**
Points lost on own serve	1	5	5	4	**15**	4	4	6	7	**21**
Most consecutive points won	6	3	8	5	**8**	2	3	3	3	**3**
Greatest deficit overcome	-	-	4	-	**4**	-	1	-	-	**1**
Handedness/Grip										

	Game				Match
Game/Match Statistics	**1**	**2**	**3**	**4**	
Longest rally (strokes)	7	15	12	15	**15**
Average rally	4	5	5	6	**5**

Game Progress

1	**SUYNALIEV Asilbek (RUS)**	*0	2	*3	4	*6	8	*9	**11**			
	CHERAGHI Farzad (IRI)	0	*0	1	*2	2	*2	3	**3**			
2	SUYNALIEV Asilbek (RUS)	0	*1	2	*3	4	*4	6	*6	7	*9	**9**
	CHERAGHI Farzad (IRI)	*0	1	*2	3	*4	6	*6	8	*9	9	**11**
3	**SUYNALIEV Asilbek (RUS)**	*0	0	*1	2	*3	3	*5	7	*9	**11**	
	CHERAGHI Farzad (IRI)	0	*2	3	*4	5	*7	7	*7	7	**7**	
4	**SUYNALIEV Asilbek (RUS)**	0	*2	4	*5	5	*7	7	*9	**11**		
	CHERAGHI Farzad (IRI)	*0	0	*0	1	*3	3	*5	5	**5**		

LEGEND
* Server **MS** Men's Single **MT** Men's Team **No.** Number **WS** Women's Single
WT Women's Team

Note: The "Greatest deficit overcome" only applies when the player ends up winning the game.

TUE 25 JUL 2017
Start Time 10:00

Match Results

KONKUBAYEV Kanat (KAZ) **0 - 3** **ASTAFYEV Egor (RUS)**

Game Summary		Match	1st Game	2nd Game	3rd Game	4th Game
KONKUBAYEV Kanat	KAZ	**0**	4	4	7	0
ASTAFYEV Egor	**RUS**	**3**	11	11	11	0
	Duration	**8min**	3min	0min	1min	4min

Match No: WS31 Table: Table 5
Umpires:

	KONKUBAYEV Kanat (KAZ)					ASTAFYEV Egor (RUS)				
	Game				Match	Game				Match
Player Statistics	**1**	**2**	**3**	**4**		**1**	**2**	**3**	**4**	
Points won	4	4	4	7	**19**	10	11	11	11	**43**
Biggest lead	-	-	3	-	**3**	7	9	7	4	**9**
Points won on own serve	-	2	2	4	**8**	4	5	6	5	**20**
Points lost on own serve	6	6	5	6	**23**	4	2	2	3	**11**
Most consecutive points won	2	4	3	2	**4**	7	9	8	3	**9**
Greatest deficit overcome	-	-	-	-	**-**	-	-	3	-	**3**
Handedness/Grip										

	Game				Match
Game/Match Statistics	**1**	**2**	**3**	**4**	
Longest rally (strokes)	8	-	6	9	**9**
Average rally	2	-	1	5	**2**

Game Progress

1	KONKUBAYEV Kanat (KAZ)	0	*1	1	*3	3	*3	3	**4**	
	ASTAFYEV Egor (RUS)	*0	1	*3	3	*5	7	*9	**11**	
2	KONKUBAYEV Kanat (KAZ)	*0	0	*0	0	*0	1	*3	4	**4**
	ASTAFYEV Egor (RUS)	0	*2	4	*6	8	*9	9	*10	**11**
3	KONKUBAYEV Kanat (KAZ)	0	*2	3	*3	3	*3	4	*4	**7**
	ASTAFYEV Egor (RUS)	*0	0	*1	3	*5	7	*8	10	**11**
4	KONKUBAYEV Kanat (KAZ)	*0	0	*2	2	*3	5	*5	6	*6	**0**
	ASTAFYEV Egor (RUS)	0	*2	2	*4	5	*5	7	*8	10	**0**

LEGEND
* Server **MS** Men's Single **MT** Men's Team **No.** Number **WS** Women's Single
WT Women's Team

Note: The "Greatest deficit overcome" only applies when the player ends up winning the game.

TUE 25 JUL 2017
Start Time 14:30

Match Results

LU Shih-Chieh (TPE) **0 - 3** **ASTAFYEV Egor (RUS)**

Game Summary		Match	1st Game	2nd Game	3rd Game
LU Shih-Chieh	TPE	**0**	9	7	6
ASTAFYEV Egor	**RUS**	**3**	11	11	11
	Duration	**14min**	5min	5min	4min

Match No: WS70 Table: Table 5
Umpires:

	LU Shih-Chieh (TPE)				ASTAFYEV Egor (RUS)			
	Game			Match	Game			Match
Player Statistics	**1**	**2**	**3**		**1**	**2**	**3**	
Points won	9	7	6	**22**	11	11	11	**33**
Biggest lead	-	-	-	**-**	3	4	6	**6**
Points won on own serve	6	4	3	**13**	7	5	6	**18**
Points lost on own serve	4	6	5	**15**	3	3	3	**9**
Most consecutive points won	3	1	3	**3**	2	3	4	**4**
Greatest deficit overcome	-	-	-	**-**	-	-	-	**-**
Handedness/Grip								

	Game			Match
Game/Match Statistics	**1**	**2**	**3**	
Longest rally (strokes)	6	8	7	**8**
Average rally	4	4	4	**4**

Game Progress

1	LU Shih-Chieh (TPE)	0	*0	2	*2	4	*4	5	*6	7	*9	**9**
	ASTAFYEV Egor (RUS)	*0	2	*2	4	*4	6	*7	8	*9	9	**11**
2	LU Shih-Chieh (TPE)	*0	1	*1	2	*3	3	*4	5	*6	**7**	
	ASTAFYEV Egor (RUS)	0	*1	3	*4	5	*7	8	*9	10	**11**	
3	LU Shih-Chieh (TPE)	0	*0	2	*2	2	*3	3	*5	6	**6**	
	ASTAFYEV Egor (RUS)	*0	2	*2	4	*6	7	*9	9	*10	**11**	

LEGEND
***** Server **MS** Men's Single **MT** Men's Team **No.** Number **WS** Women's Single
WT Women's Team

Note: The "Greatest deficit overcome" only applies when the player ends up winning the game.

WED 26 JUL 2017
Start Time 10:00

Match Results

NARKEVICIUS Viktoras (LTU) **1 - 3** **ASTAFYEV Egor (RUS)**

Game Summary		Match	1st Game	2nd Game	3rd Game	4th Game
NARKEVICIUS Viktoras	LTU	**1**	7	11	8	12
ASTAFYEV Egor	**RUS**	**3**	11	7	11	14
	Duration	**16min**	3min	3min	4min	6min

Match No: WS108 Table: Table 5
Umpires:

	NARKEVICIUS Viktoras (LTU)					ASTAFYEV Egor (RUS)				
	Game				Match	Game				Match
Player Statistics	**1**	**2**	**3**	**4**		**1**	**2**	**3**	**4**	
Points won	7	11	8	12	**38**	11	7	11	14	**43**
Biggest lead	1	4	1	3	**4**	4	3	4	2	**4**
Points won on own serve	3	6	4	6	**19**	4	5	5	7	**21**
Points lost on own serve	7	2	6	7	**22**	4	5	4	6	**19**
Most consecutive points won	4	5	3	5	**5**	3	2	5	3	**5**
Greatest deficit overcome	-	3	-	-	**3**	1	-	1	3	**3**
Handedness/Grip										

	Game				Match
Game/Match Statistics	**1**	**2**	**3**	**4**	
Longest rally (strokes)	10	11	10	9	**11**
Average rally	5	5	5	4	**4**

Game Progress

1	NARKEVICIUS Viktoras (LTU)	*0	0	*1	2	*3	5	*6	6	*7	**7**							
	ASTAFYEV Egor (RUS)	0	*2	3	*4	5	*5	6	*8	9	**11**							
2	**NARKEVICIUS Viktoras (LTU)**	0	*0	1	*2	4	*6	7	*8	10	**11**							
	ASTAFYEV Egor (RUS)	*0	2	*3	4	*4	4	*5	6	*6	**7**							
3	NARKEVICIUS Viktoras (LTU)	*0	1	*2	3	*4	5	*5	5	*7	8	**8**						
	ASTAFYEV Egor (RUS)	0	*1	2	*3	4	*5	7	*9	9	*10	**11**						
4	NARKEVICIUS Viktoras (LTU)	0	*1	1	*3	5	*6	7	*7	8	*9	10	*10	11	*12	12	*12	**12**
	ASTAFYEV Egor (RUS)	*0	1	*3	3	*3	4	*5	7	*8	9	*10	11	*11	11	*12	13	**14**

LEGEND
* Server **MS** Men's Single **MT** Men's Team **No.** Number **WS** Women's Single
WT Women's Team

Note: The "Greatest deficit overcome" only applies when the player ends up winning the game.

TUE 25 JUL 2017
Start Time 10:00

Match Results

PISHCHUK Dmitry Olegovich (RUS) **3 - 0** HRIBAR Ivan (CRO)

Game Summary		Match	1st Game	2nd Game	3rd Game
PISHCHUK Dmitry Olegovich	**RUS**	**3**	11	11	11
HRIBAR Ivan	CRO	**0**	4	5	2
	Duration	**5min**	2min	2min	1min

Match No: WS12 Table: Table 7
Umpires:

	PISHCHUK Dmitry Olegovich (RUS)				HRIBAR Ivan (CRO)			
	Game			Match	Game			Match
Player Statistics	**1**	**2**	**3**		**1**	**2**	**3**	
Points won	11	11	11	**33**	4	5	2	**11**
Biggest lead	7	6	9	**9**	-	-	-	**-**
Points won on own serve	7	6	6	**19**	3	3	1	**7**
Points lost on own serve	1	2	1	**4**	4	5	5	**14**
Most consecutive points won	4	4	8	**8**	2	2	1	**2**
Greatest deficit overcome	-	-	-	**-**	-	-	-	**-**
Handedness/Grip								

	Game			Match
Game/Match Statistics	**1**	**2**	**3**	
Longest rally (strokes)	6	7	6	**7**
Average rally	2	4	3	**3**

Game Progress

1	**PISHCHUK Dmitry Olegovich (RUS)**	*0	2	*3	5	*6	8	*9	10	**11**
	HRIBAR Ivan (CRO)	0	*0	1	*1	2	*2	3	*4	**4**
2	**PISHCHUK Dmitry Olegovich (RUS)**	0	*1	3	*5	5	*6	8	*9	**11**
	HRIBAR Ivan (CRO)	*0	1	*1	1	*3	4	*4	5	**5**
3	**PISHCHUK Dmitry Olegovich (RUS)**	*0	1	*3	5	*7	9	*10	**11**	
	HRIBAR Ivan (CRO)	0	*1	1	*1	1	*1	2	**2**	

LEGEND
* Server **MS** Men's Single **MT** Men's Team **No.** Number **WS** Women's Single
WT Women's Team

Note: The "Greatest deficit overcome" only applies when the player ends up winning the game.

TUE 25 JUL 2017
Start Time 14:30

Match Results

PISHCHUK Dmitry Olegovich (RUS) **3 - 1** HELUS Jaroslav (CZE)

Game Summary		Match	1st Game	2nd Game	3rd Game	4th Game
PISHCHUK Dmitry Olegovich	**RUS**	**3**	7	11	11	11
HELUS Jaroslav	CZE	**1**	11	4	8	2
	Duration	**10min**	2min	2min	4min	2min

Match No: WS52 Table: Table 7
Umpires:

	PISHCHUK Dmitry Olegovich (RUS)					HELUS Jaroslav (CZE)				
	Game				Match	Game				Match
Player Statistics	**1**	**2**	**3**	**4**		**1**	**2**	**3**	**4**	
Points won	7	11	11	11	**40**	11	4	8	2	**25**
Biggest lead	1	7	3	9	**9**	5	-	-	-	**5**
Points won on own serve	4	6	6	7	**23**	7	2	5	2	**16**
Points lost on own serve	4	2	3	-	**9**	3	5	5	4	**17**
Most consecutive points won	3	4	3	9	**9**	6	1	2	2	**6**
Greatest deficit overcome	-	-	-	-	**-**	1	-	-	-	**1**
Handedness/Grip										

	Game				Match
Game/Match Statistics	**1**	**2**	**3**	**4**	
Longest rally (strokes)	8	7	9	7	**9**
Average rally	2	4	3	4	**3**

Game Progress

1	PISHCHUK Dmitry Olegovich (RUS)	0	*1	2	*2	2	*3	4	*5	7	**7**	
	HELUS Jaroslav (CZE)	*0	1	*2	4	*6	7	*8	9	*9	**11**	
2	**PISHCHUK Dmitry Olegovich (RUS)**	*0	2	*4	5	*6	8	*9	10	**11**		
	HELUS Jaroslav (CZE)	0	*0	0	*1	2	*2	3	*4	**4**		
3	**PISHCHUK Dmitry Olegovich (RUS)**	0	*2	3	*4	5	*5	7	*8	9	*10	**11**
	HELUS Jaroslav (CZE)	*0	0	*1	2	*3	5	*5	6	*7	8	**8**
4	**PISHCHUK Dmitry Olegovich (RUS)**	*0	2	*2	4	*6	8	*10	**11**			
	HELUS Jaroslav (CZE)	0	*0	2	*2	2	*2	2	**2**			

LEGEND
* Server **MS** Men's Single **MT** Men's Team **No.** Number **WS** Women's Single
WT Women's Team

Note: The "Greatest deficit overcome" only applies when the player ends up winning the game.

WED 26 JUL 2017
Start Time 10:00

Match Results

PISHCHUK Dmitry Olegovich (RUS) **2 - 3** **CHOI Gwonhwi (KOR)**

Game Summary		Match	1st Game	2nd Game	3rd Game	4th Game	5th Game
PISHCHUK Dmitry Olegovich	RUS	**2**	11	11	11	7	9
CHOI Gwonhwi	**KOR**	**3**	9	7	13	11	11
	Duration	**20min**	4min	4min	5min	3min	4min

Match No: WS109 Table: Table 8
Umpires:

	PISHCHUK Dmitry Olegovich (RUS)						CHOI Gwonhwi (KOR)					
	Game					Match	Game					Match
Player Statistics	**1**	**2**	**3**	**4**	**5**		**1**	**2**	**3**	**4**	**5**	
Points won	11	11	11	7	9	**49**	9	7	13	11	11	**51**
Biggest lead	2	4	4	-	3	**4**	4	1	2	5	2	**5**
Points won on own serve	7	6	7	5	5	**30**	6	5	8	8	6	**33**
Points lost on own serve	3	2	5	3	5	**18**	4	5	4	2	4	**19**
Most consecutive points won	3	5	4	2	4	**5**	4	3	3	4	4	**4**
Greatest deficit overcome	4	1	-	-	-	**4**	-	-	4	-	3	**4**
Handedness/Grip												

	Game					Match
Game/Match Statistics	**1**	**2**	**3**	**4**	**5**	
Longest rally (strokes)	7	6	9	7	6	**9**
Average rally	3	4	4	4	4	**3**

Game Progress

1	**PISHCHUK Dmitry Olegovich (RUS)**	*0	1	*2	2	*2	4	*5	7	*8	10	**11**				
	CHOI Gwonhwi (KOR)	0	*1	2	*4	6	*6	7	*7	8	*8	**9**				
2	**PISHCHUK Dmitry Olegovich (RUS)**	0	*1	2	*4	6	*6	7	*8	10	**11**					
	CHOI Gwonhwi (KOR)	*0	1	*2	2	*2	4	*5	6	*6	**7**					
3	PISHCHUK Dmitry Olegovich (RUS)	*0	2	*3	3	*4	5	*7	9	*9	10	*10	11	*11	11	**11**
	CHOI Gwonhwi (KOR)	0	*0	1	*3	4	*5	5	*5	7	*8	10	*10	11	*12	**13**
4	PISHCHUK Dmitry Olegovich (RUS)	0	*0	2	*2	3	*4	5	*5	6	**7**					
	CHOI Gwonhwi (KOR)	*0	2	*2	4	*5	6	*7	9	*10	**11**					
5	PISHCHUK Dmitry Olegovich (RUS)	*0	1	*2	4	*5	5	*6	7	*8	9	**9**				
	CHOI Gwonhwi (KOR)	0	*1	2	*2	3	*5	6	*7	8	*9	**11**				

LEGEND
* Server **MS** Men's Single **MT** Men's Team **No.** Number **WS** Women's Single
WT Women's Team

Note: The "Greatest deficit overcome" only applies when the player ends up winning the game.

Report Created TUE 25 JUL 2017 10:59

TUE 25 JUL 2017
Start Time 11:00

Match Results

CHULKOV Vitaly (RUS) **3 - 0** KNOELL Matthias (GER)

Game Summary		Match	1st Game	2nd Game	3rd Game
CHULKOV Vitaly	**RUS**	**3**	11	11	11
KNOELL Matthias	GER	**0**	3	2	9
	Duration	**8min**	2min	2min	4min

Match No: WS20 Table: Table 7
Umpires:

	CHULKOV Vitaly (RUS)				KNOELL Matthias (GER)			
	Game			Match	Game			Match
Player Statistics	**1**	**2**	**3**		**1**	**2**	**3**	
Points won	11	11	11	**33**	3	2	9	**14**
Biggest lead	8	9	2	**9**	1	-	3	**3**
Points won on own serve	7	5	8	**20**	2	1	7	**10**
Points lost on own serve	1	1	2	**4**	4	6	3	**13**
Most consecutive points won	6	5	3	**6**	1	1	3	**3**
Greatest deficit overcome	1	-	3	**3**	-	-	-	**-**
Handedness/Grip								

	Game			Match
Game/Match Statistics	**1**	**2**	**3**	
Longest rally (strokes)	8	11	8	**11**
Average rally	4	4	4	**4**

Game Progress

1	**CHULKOV Vitaly (RUS)**	*0	1	*2	4	*5	7	*9	**11**			
	KNOELL Matthias (GER)	0	*1	2	*2	3	*3	3	**3**			
2	**CHULKOV Vitaly (RUS)**	0	*2	4	*5	6	*8	10	**11**			
	KNOELL Matthias (GER)	*0	0	*0	1	*2	2	*2	**2**			
3	**CHULKOV Vitaly (RUS)**	*0	2	*2	3	*3	4	*5	7	*8	10	**11**
	KNOELL Matthias (GER)	0	*0	2	*3	5	*6	7	*7	8	*8	**9**

LEGEND
* Server **MS** Men's Single **MT** Men's Team **No.** Number **WS** Women's Single
WT Women's Team

Note: The "Greatest deficit overcome" only applies when the player ends up winning the game.

TUE 25 JUL 2017
Start Time 15:30

Match Results

CHULKOV Vitaly (RUS) **3 - 0** PIETA Pawel (POL)

Game Summary		Match	1st Game	2nd Game	3rd Game
CHULKOV Vitaly	**RUS**	**3**	11	11	11
PIETA Pawel	POL	**0**	5	9	7
	Duration	**12min**	3min	5min	4min

Match No: WS60 Table: Table 7
Umpires:

	CHULKOV Vitaly (RUS)				PIETA Pawel (POL)			
	Game			Match	Game			Match
Player Statistics	**1**	**2**	**3**		**1**	**2**	**3**	
Points won	11	11	11	**33**	5	9	7	**21**
Biggest lead	6	4	5	**6**	1	-	-	**1**
Points won on own serve	4	6	7	**17**	1	5	4	**10**
Points lost on own serve	4	4	3	**11**	7	5	4	**16**
Most consecutive points won	6	4	3	**6**	2	3	2	**3**
Greatest deficit overcome	1	-	-	**1**	-	-	-	**-**
Handedness/Grip								

	Game			Match
Game/Match Statistics	**1**	**2**	**3**	
Longest rally (strokes)	8	9	6	**9**
Average rally	3	4	3	**3**

Game Progress

1	**CHULKOV Vitaly (RUS)**	*0	1	*2	3	*5	5	*7	9	**11**		
	PIETA Pawel (POL)	0	*1	2	*3	3	*5	5	*5	**5**		
2	**CHULKOV Vitaly (RUS)**	0	*2	4	*5	5	*6	7	*8	10	*10	**11**
	PIETA Pawel (POL)	*0	0	*0	1	*3	4	*5	6	*6	8	**9**
3	**CHULKOV Vitaly (RUS)**	*0	2	*3	5	*5	6	*8	9	*10	**11**	
	PIETA Pawel (POL)	0	*0	1	*1	3	*4	4	*5	6	**7**	

LEGEND
* Server **MS** Men's Single **MT** Men's Team **No.** Number **WS** Women's Single
WT Women's Team

Note: The "Greatest deficit overcome" only applies when the player ends up winning the game.

WED 26 JUL 2017
Start Time 11:00

Match Results

CHULKOV Vitaly (RUS) **3 - 0** DE OLIVEIRA Joao (BRA)

Game Summary		Match	1st Game	2nd Game	3rd Game
CHULKOV Vitaly	**RUS**	**3**	11	11	11
DE OLIVEIRA Joao	BRA	**0**	1	6	1
	Duration	**5min**	1min	2min	2min

Match No: WS117 Table: Table 8
Umpires:

	CHULKOV Vitaly (RUS)				DE OLIVEIRA Joao (BRA)			
	Game			Match	Game			Match
Player Statistics	**1**	**2**	**3**		**1**	**2**	**3**	
Points won	11	11	11	**33**	1	6	1	**8**
Biggest lead	10	5	10	**10**	-	1	-	**1**
Points won on own serve	6	8	6	**20**	1	5	1	**7**
Points lost on own serve	-	1	-	**1**	5	3	5	**13**
Most consecutive points won	7	6	9	**9**	1	3	1	**3**
Greatest deficit overcome	-	1	-	**1**	-	-	-	**-**
Handedness/Grip								

	Game			Match
Game/Match Statistics	**1**	**2**	**3**	
Longest rally (strokes)	8	8	8	**8**
Average rally	3	3	3	**3**

Game Progress

1	**CHULKOV Vitaly (RUS)**	0	*2	4	*5	7	*9	**11**			
	DE OLIVEIRA Joao (BRA)	*0	0	*0	1	*1	1	**1**			
2	**CHULKOV Vitaly (RUS)**	*0	2	*2	4	*4	5	*7	9	*10	**11**
	DE OLIVEIRA Joao (BRA)	0	*0	2	*2	4	*5	5	*5	6	**6**
3	**CHULKOV Vitaly (RUS)**	0	*2	4	*6	8	*9	**11**			
	DE OLIVEIRA Joao (BRA)	*0	0	*0	0	*0	1	**1**			

LEGEND
* Server **MS** Men's Single **MT** Men's Team **No.** Number **WS** Women's Single
WT Women's Team

Note: The "Greatest deficit overcome" only applies when the player ends up winning the game.

WED 26 JUL 2017
Start Time 13:30

Match Results

KNOELL Matthias (GER) **1 - 4** **PISHCHUK Dmitry Olegovich (RUS)**

Game Summary		Match	1st Game	2nd Game	3rd Game	4th Game	5th Game
KNOELL Matthias	GER	**1**	8	8	8	11	3
PISHCHUK Dmitry Olegovich	**RUS**	**4**	11	11	11	7	11
	Duration	**20min**	4min	4min	5min	4min	3min

Match No: WS123 Table: Table 2
Umpires:

	KNOELL Matthias (GER)						PISHCHUK Dmitry Olegovich (RUS)					
	Game					Match	Game					Match
Player Statistics	**1**	**2**	**3**	**4**	**5**		**1**	**2**	**3**	**4**	**5**	
Points won	8	8	8	11	3	**38**	11	11	11	7	11	**51**
Biggest lead	2	3	-	4	1	**4**	3	3	3	1	8	**8**
Points won on own serve	5	4	3	8	1	**21**	7	5	5	5	6	**28**
Points lost on own serve	4	6	6	2	5	**23**	3	4	5	3	2	**17**
Most consecutive points won	4	2	3	3	1	**4**	5	4	3	2	6	**6**
Greatest deficit overcome	-	-	-	1	-	**1**	2	3	-	-	1	**3**
Handedness/Grip												

	Game					Match
Game/Match Statistics	**1**	**2**	**3**	**4**	**5**	
Longest rally (strokes)	9	10	19	10	15	**19**
Average rally	4	5	6	5	6	**5**

Game Progress

1	KNOELL Matthias (GER)	0	*1	3	*3	3	*4	6	*7	8	*8	**8**
	PISHCHUK Dmitry Olegovich (RUS)	*0	1	*1	3	*5	6	*6	7	*8	10	**11**
2	KNOELL Matthias (GER)	*0	1	*3	4	*5	6	*6	7	*8	8	**8**
	PISHCHUK Dmitry Olegovich (RUS)	0	*1	1	*2	3	*4	6	*7	8	*10	**11**
3	KNOELL Matthias (GER)	0	*0	1	*3	4	*4	5	*7	7	*8	**8**
	PISHCHUK Dmitry Olegovich (RUS)	*0	2	*3	3	*4	6	*7	7	*9	10	**11**
4	**KNOELL Matthias (GER)**	*0	1	*2	4	*4	6	*7	8	*9	**11**	
	PISHCHUK Dmitry Olegovich (RUS)	0	*1	2	*2	4	*4	5	*6	7	**7**	
5	KNOELL Matthias (GER)	0	*1	2	*2	2	*3	3	**3**			
	PISHCHUK Dmitry Olegovich (RUS)	*0	1	*2	4	*6	7	*9	**11**			

LEGEND
* Server **MS** Men's Single **MT** Men's Team **No.** Number **WS** Women's Single
WT Women's Team

Note: The "Greatest deficit overcome" only applies when the player ends up winning the game.

WED 26 JUL 2017
Start Time 13:30

Match Results

ERDAL Dogan (TUR) **0 - 4** **SUYNALIEV Asilbek (RUS)**

Game Summary		Match	1st Game	2nd Game	3rd Game	4th Game
ERDAL Dogan	TUR	**0**	7	5	2	3
SUYNALIEV Asilbek	**RUS**	**4**	11	11	11	11
	Duration	**14min**	4min	4min	3min	3min

Match No: WS139 Table: Table 7
Umpires:

	ERDAL Dogan (TUR)					SUYNALIEV Asilbek (RUS)				
	Game				Match	Game				Match
Player Statistics	**1**	**2**	**3**	**4**		**1**	**2**	**3**	**4**	
Points won	7	5	2	3	**17**	11	11	11	11	**44**
Biggest lead	1	-	-	1	**1**	4	7	9	8	**9**
Points won on own serve	4	3	1	1	**9**	5	6	5	6	**22**
Points lost on own serve	6	5	6	5	**22**	3	2	1	2	**8**
Most consecutive points won	1	2	1	2	**2**	4	5	7	9	**9**
Greatest deficit overcome	-	-	-	-	**-**	1	-	-	1	**1**
Handedness/Grip										

	Game				Match
Game/Match Statistics	**1**	**2**	**3**	**4**	
Longest rally (strokes)	8	10	10	9	**10**
Average rally	3	4	4	4	**4**

Game Progress

1	ERDAL Dogan (TUR)	*0	1	*2	3	*4	5	*6	7	*7	**7**
	SUYNALIEV Asilbek (RUS)	0	*1	2	*3	4	*5	6	*7	9	**11**
2	ERDAL Dogan (TUR)	0	*0	1	*2	3	*3	3	*4	**5**	
	SUYNALIEV Asilbek (RUS)	*0	2	*3	4	*5	7	*9	10	**11**	
3	ERDAL Dogan (TUR)	*0	0	*1	2	*2	2	*2	**2**		
	SUYNALIEV Asilbek (RUS)	0	*2	3	*4	6	*8	10	**11**		
4	ERDAL Dogan (TUR)	0	*1	2	*2	2	*2	2	**3**		
	SUYNALIEV Asilbek (RUS)	*0	1	*2	4	*6	8	*10	**11**		

LEGEND
* Server **MS** Men's Single **MT** Men's Team **No.** Number **WS** Women's Single
WT Women's Team

Note: The "Greatest deficit overcome" only applies when the player ends up winning the game.

WED 26 JUL 2017
Start Time 15:45

Match Results

WU Ho Ting (HKG) **0 - 4** **PISHCHUK Dmitry Olegovich (RUS)**

Game Summary		Match	1st Game	2nd Game	3rd Game	4th Game
WU Ho Ting	HKG	**0**	9	7	7	9
PISHCHUK Dmitry Olegovich	**RUS**	**4**	11	11	11	11
	Duration	**10min**	0min	0min	5min	5min

Match No: WS152 Table: Table 3
Umpires:

	WU Ho Ting (HKG)					PISHCHUK Dmitry Olegovich (RUS)				
	Game				Match	Game				Match
Player Statistics	**1**	**2**	**3**	**4**		**1**	**2**	**3**	**4**	
Points won	9	7	7	9	**32**	11	11	11	11	**44**
Biggest lead	2	-	1	3	**3**	7	10	4	2	**10**
Points won on own serve	4	4	4	5	**17**	5	7	5	6	**23**
Points lost on own serve	6	4	6	5	**21**	5	3	3	4	**15**
Most consecutive points won	9	7	2	4	**9**	7	10	4	5	**10**
Greatest deficit overcome	-	-	-	-	**-**	2	-	1	3	**3**
Handedness/Grip										

	Game				Match
Game/Match Statistics	**1**	**2**	**3**	**4**	
Longest rally (strokes)	-	-	10	12	**12**
Average rally	-	-	4	3	**2**

Game Progress

1	WU Ho Ting (HKG)	*0	0	*0	0	*1	3	*5	7	*9	9	**9**
	PISHCHUK Dmitry Olegovich (RUS)	0	*2	4	*6	7	*7	7	*7	7	*9	**11**
2	WU Ho Ting (HKG)	0	*0	0	*0	0	*0	2	*4	6	**7**	
	PISHCHUK Dmitry Olegovich (RUS)	*0	2	*4	6	*8	10	*10	10	*10	**11**	
3	WU Ho Ting (HKG)	*0	1	*2	3	*4	5	*6	7	*7	**7**	
	PISHCHUK Dmitry Olegovich (RUS)	0	*1	2	*3	4	*5	6	*7	9	**11**	
4	WU Ho Ting (HKG)	0	*1	3	*3	4	*5	6	*8	9	*9	**9**
	PISHCHUK Dmitry Olegovich (RUS)	*0	1	*1	3	*4	5	*6	6	*7	9	**11**

LEGEND

* Server **MS** Men's Single **MT** Men's Team **No.** Number **WS** Women's Single
WT Women's Team

Note: The "Greatest deficit overcome" only applies when the player ends up winning the game.

Report Created WED 26 JUL 2017 18:15

WED 26 JUL 2017
Start Time 15:45

Match Results

TIMUCIN Avni (TUR) **1 - 4** **ASTAFYEV Egor (RUS)**

Game Summary		Match	1st Game	2nd Game	3rd Game	4th Game	5th Game
TIMUCIN Avni	TUR	**1**	9	9	11	5	9
ASTAFYEV Egor	**RUS**	**4**	11	11	9	11	11
	Duration	**21min**	4min	4min	5min	3min	5min

Match No: WS155 Table: Table 7
Umpires:

	TIMUCIN Avni (TUR)						ASTAFYEV Egor (RUS)					
	Game					Match	Game					Match
Player Statistics	**1**	**2**	**3**	**4**	**5**		**1**	**2**	**3**	**4**	**5**	
Points won	9	9	11	5	9	**43**	11	11	9	11	11	**53**
Biggest lead	-	4	3	-	1	**4**	5	2	1	6	3	**6**
Points won on own serve	4	5	5	3	6	**23**	5	6	4	6	7	**28**
Points lost on own serve	6	5	5	5	4	**25**	5	4	6	2	3	**20**
Most consecutive points won	3	4	4	2	3	**4**	4	5	2	5	4	**5**
Greatest deficit overcome	-	-	1	-	-	**1**	-	4	-	-	1	**4**
Handedness/Grip												

	Game					Match
Game/Match Statistics	**1**	**2**	**3**	**4**	**5**	
Longest rally (strokes)	12	8	7	9	7	**12**
Average rally	5	3	3	4	3	**4**

Game Progress

1	TIMUCIN Avni (TUR)	*0	0	*1	1	*2	4	*5	6	*7	8	**9**
	ASTAFYEV Egor (RUS)	0	*2	3	*5	6	*6	7	*8	9	*10	**11**
2	TIMUCIN Avni (TUR)	0	*2	4	*4	4	*5	6	*7	8	*8	**9**
	ASTAFYEV Egor (RUS)	*0	0	*0	2	*4	5	*6	7	*8	10	**11**
3	**TIMUCIN Avni (TUR)**	*0	1	*3	4	*5	6	*7	8	*9	10	**11**
	ASTAFYEV Egor (RUS)	0	*1	1	*2	3	*4	5	*6	7	*8	**9**
4	TIMUCIN Avni (TUR)	0	*0	0	*1	2	*3	4	*4	**5**		
	ASTAFYEV Egor (RUS)	*0	2	*4	5	*6	7	*8	10	**11**		
5	TIMUCIN Avni (TUR)	*0	1	*1	2	*3	5	*5	7	*8	8	**9**
	ASTAFYEV Egor (RUS)	0	*1	3	*4	5	*5	7	*7	8	*10	**11**

LEGEND

* Server **MS** Men's Single **MT** Men's Team **No.** Number **WS** Women's Single
WT Women's Team

Note: The "Greatest deficit overcome" only applies when the player ends up winning the game.

Report Created WED 26 JUL 2017 18:16

WED 26 JUL 2017
Start Time 16:30

Match Results

ISKENDIROV Daniyar (KAZ) **0 - 4** **SUYNALIEV Asilbek (RUS)**

Game Summary		Match	1st Game	2nd Game	3rd Game	4th Game
ISKENDIROV Daniyar	KAZ	**0**	8	4	4	11
SUYNALIEV Asilbek	**RUS**	**4**	11	11	11	13
	Duration	**16min**	4min	3min	3min	6min

Match No: WS160 Table: Table 7
Umpires:

	ISKENDIROV Daniyar (KAZ)					SUYNALIEV Asilbek (RUS)				
	Game				Match	Game				Match
Player Statistics	**1**	**2**	**3**	**4**		**1**	**2**	**3**	**4**	
Points won	8	4	4	11	**27**	11	11	11	13	**46**
Biggest lead	3	-	-	1	**3**	3	8	7	3	**8**
Points won on own serve	3	2	2	4	**11**	5	5	6	5	**21**
Points lost on own serve	6	6	5	8	**25**	5	2	2	7	**16**
Most consecutive points won	3	3	1	3	**3**	5	8	5	3	**8**
Greatest deficit overcome	-	-	-	-	**-**	3	-	-	1	**3**
Handedness/Grip										

	Game				Match
Game/Match Statistics	**1**	**2**	**3**	**4**	
Longest rally (strokes)	8	6	11	14	**14**
Average rally	4	3	5	4	**4**

Game Progress

1	ISKENDIROV Daniyar (KAZ)	0	*2	3	*4	4	*5	7	*8	8	*8	**8**					
	SUYNALIEV Asilbek (RUS)	*0	0	*1	2	*4	5	*5	6	*8	10	**11**					
2	ISKENDIROV Daniyar (KAZ)	*0	0	*0	0	*0	1	*3	4	**4**							
	SUYNALIEV Asilbek (RUS)	0	*2	4	*6	8	*9	9	*10	**11**							
3	ISKENDIROV Daniyar (KAZ)	0	*0	1	*2	3	*4	4	*4	**4**							
	SUYNALIEV Asilbek (RUS)	*0	2	*3	4	*5	6	*8	10	**11**							
4	ISKENDIROV Daniyar (KAZ)	*0	0	*1	2	*3	4	*6	7	*8	8	*10	11	*11	11	**11**	
	SUYNALIEV Asilbek (RUS)	0	*2	3	*4	5	*6	6	*7	8	*10	10	*10	11	*12	**13**	

LEGEND

*	Server	**MS**	Men's Single	**MT**	Men's Team	**No.**	Number	**WS**	Women's Single
WT	Women's Team								

Note: The "Greatest deficit overcome" only applies when the player ends up winning the game.

WED 26 JUL 2017
Start Time 16:30

Match Results

CHULKOV Vitaly (RUS) **1 - 4** **LU Shih-Chieh (TPE)**

Game Summary		Match	1st Game	2nd Game	3rd Game	4th Game	5th Game
CHULKOV Vitaly	RUS	**1**	11	6	5	10	8
LU Shih-Chieh	**TPE**	**4**	7	11	11	12	11
	Duration	**22min**	4min	4min	4min	6min	4min

Match No: WS164 Table: Table 2
Umpires:

	CHULKOV Vitaly (RUS)						LU Shih-Chieh (TPE)					
	Game					Match	Game					Match
Player Statistics	**1**	**2**	**3**	**4**	**5**		**1**	**2**	**3**	**4**	**5**	
Points won	11	6	5	10	8	**40**	7	11	11	12	11	**52**
Biggest lead	4	1	1	3	1	**4**	3	5	6	2	4	**6**
Points won on own serve	7	2	2	6	6	**23**	4	5	5	7	7	**28**
Points lost on own serve	3	6	6	5	4	**24**	4	4	3	4	2	**17**
Most consecutive points won	4	2	2	3	2	**4**	3	4	3	3	3	**4**
Greatest deficit overcome	3	-	-	-	-	**3**	-	1	1	3	1	**3**
Handedness/Grip												

	Game					Match
Game/Match Statistics	**1**	**2**	**3**	**4**	**5**	
Longest rally (strokes)	8	9	13	12	7	**13**
Average rally	3	5	4	4	4	**4**

Game Progress

1	**CHULKOV Vitaly (RUS)**	*0	1	*1	2	*3	5	*6	8	*10	**11**			
	LU Shih-Chieh (TPE)	0	*1	3	*4	5	*5	6	*6	6	**7**			
2	CHULKOV Vitaly (RUS)	0	*1	1	*2	3	*4	5	*6	6	**6**			
	LU Shih-Chieh (TPE)	*0	1	*3	4	*5	6	*7	8	*10	**11**			
3	CHULKOV Vitaly (RUS)	*0	1	*2	2	*3	3	*4	5	**5**				
	LU Shih-Chieh (TPE)	0	*1	2	*4	5	*7	8	*9	**11**				
4	CHULKOV Vitaly (RUS)	0	*0	2	*3	4	*6	7	*7	8	*9	10	*10	**10**
	LU Shih-Chieh (TPE)	*0	2	*2	3	*4	4	*5	7	*8	9	*10	11	**12**
5	CHULKOV Vitaly (RUS)	*0	1	*2	3	*3	4	*4	6	*7	8	**8**		
	LU Shih-Chieh (TPE)	0	*1	2	*3	5	*6	8	*8	9	*10	**11**		

LEGEND

*	Server	**MS**	Men's Single	**MT**	Men's Team	**No.**	Number	**WS**	Women's Single
WT	Women's Team								

Note: The "Greatest deficit overcome" only applies when the player ends up winning the game.

WED 26 JUL 2017
Start Time 18:00

Match Results

PISHCHUK Dmitry Olegovich (RUS) **4 - 1** TUTURA Marek (SVK)

Game Summary		Match	1st Game	2nd Game	3rd Game	4th Game	5th Game
PISHCHUK Dmitry Olegovich	**RUS**	**4**	11	11	9	11	11
TUTURA Marek	SVK	**1**	9	9	11	6	5
	Duration	**30min**	5min	6min	7min	6min	6min

Match No: WS167 Table: Table 2
Umpires:

	PISHCHUK Dmitry Olegovich (RUS)						TUTURA Marek (SVK)					
	Game					Match	Game					Match
Player Statistics	**1**	**2**	**3**	**4**	**5**		**1**	**2**	**3**	**4**	**5**	
Points won	11	11	9	11	11	**53**	9	9	11	6	5	**40**
Biggest lead	2	2	2	7	6	**7**	3	3	3	-	1	**3**
Points won on own serve	7	5	3	7	5	**27**	6	4	4	4	2	**20**
Points lost on own serve	3	5	7	2	3	**20**	4	6	6	4	6	**26**
Most consecutive points won	5	3	2	6	5	**6**	2	3	4	4	2	**4**
Greatest deficit overcome	3	3	-	-	1	**3**	-	-	2	-	-	**2**
Handedness/Grip												

	Game					Match
Game/Match Statistics	**1**	**2**	**3**	**4**	**5**	
Longest rally (strokes)	10	11	11	8	18	**18**
Average rally	3	4	5	3	5	**4**

Game Progress

1	**PISHCHUK Dmitry Olegovich (RUS)**	0	*0	2	*3	4	*4	5	*6	8	*10	**11**
	TUTURA Marek (SVK)	*0	2	*2	3	*4	6	*7	8	*8	8	**9**
2	**PISHCHUK Dmitry Olegovich (RUS)**	*0	0	*1	2	*4	5	*6	8	*8	9	**11**
	TUTURA Marek (SVK)	0	*2	3	*4	4	*5	6	*6	8	*9	**9**
3	PISHCHUK Dmitry Olegovich (RUS)	0	*2	2	*3	3	*4	5	*6	7	*8	**9**
	TUTURA Marek (SVK)	*0	0	*2	3	*5	6	*7	8	*9	10	**11**
4	**PISHCHUK Dmitry Olegovich (RUS)**	*0	2	*3	5	*7	8	*8	9	*10	**11**	
	TUTURA Marek (SVK)	0	*0	1	*1	1	*2	4	*5	6	**6**	
5	**PISHCHUK Dmitry Olegovich (RUS)**	0	*1	2	*3	5	*7	7	*9	**11**		
	TUTURA Marek (SVK)	*0	1	*2	3	*3	3	*5	5	**5**		

LEGEND

* Server **MS** Men's Single **MT** Men's Team **No.** Number **WS** Women's Single
WT Women's Team

Note: The "Greatest deficit overcome" only applies when the player ends up winning the game.

WED 26 JUL 2017
Start Time 18:00

Match Results

JUCHNA Gintautas (LTU) **4 - 0** ASTAFYEV Egor (RUS)

Game Summary		Match	1st Game	2nd Game	3rd Game	4th Game
JUCHNA Gintautas	**LTU**	**4**	11	11	11	11
ASTAFYEV Egor	RUS	**0**	2	9	8	2
	Duration	**9min**	1min	3min	3min	2min

Match No: WS168 Table: Table 3
Umpires:

	JUCHNA Gintautas (LTU)					ASTAFYEV Egor (RUS)				
	Game				Match	Game				Match
Player Statistics	**1**	**2**	**3**	**4**		**1**	**2**	**3**	**4**	
Points won	11	11	11	11	**44**	2	9	8	2	**21**
Biggest lead	9	5	5	9	**9**	-	-	-	-	**-**
Points won on own serve	5	6	6	6	**23**	1	5	5	1	**12**
Points lost on own serve	1	4	3	1	**9**	6	5	5	5	**21**
Most consecutive points won	8	4	3	7	**8**	2	4	3	1	**4**
Greatest deficit overcome	-	-	-	-	**-**	-	-	-	-	**-**
Handedness/Grip										

	Game				Match
Game/Match Statistics	**1**	**2**	**3**	**4**	
Longest rally (strokes)	9	5	13	12	**13**
Average rally	2	3	6	4	**4**

Game Progress

1	**JUCHNA Gintautas (LTU)**	0	*2	3	*4	6	*8	10	**11**			
	ASTAFYEV Egor (RUS)	*0	0	*1	2	*2	2	*2	**2**			
2	**JUCHNA Gintautas (LTU)**	*0	1	*3	5	*5	6	*7	9	*10	10	**11**
	ASTAFYEV Egor (RUS)	0	*1	1	*1	3	*4	5	*5	6	*8	**9**
3	**JUCHNA Gintautas (LTU)**	0	*2	3	*4	6	*6	7	*9	10	*10	**11**
	ASTAFYEV Egor (RUS)	*0	0	*1	2	*2	4	*5	5	*6	8	**8**
4	**JUCHNA Gintautas (LTU)**	*0	2	*3	4	*6	8	*10	**11**			
	ASTAFYEV Egor (RUS)	0	*0	1	*2	2	*2	2	**2**			

LEGEND
* Server **MS** Men's Single **MT** Men's Team **No.** Number **WS** Women's Single
WT Women's Team

Note: The "Greatest deficit overcome" only applies when the player ends up winning the game.

WED 26 JUL 2017
Start Time 18:00

Match Results

SUYNALIEV Asilbek (RUS) **3 - 4** **MECHAU Mark (GER)**

Game Summary		Match	1st Game	2nd Game	3rd Game	4th Game	5th Game	6th Game	7th Game
SUYNALIEV Asilbek	RUS	**3**	11	10	6	11	11	7	2
MECHAU Mark	**GER**	**4**	7	12	11	6	4	11	11
	Duration	**39min**	6min	7min	6min	5min	4min	5min	6min

Match No: WS171 Table: Table 7
Umpires:

	SUYNALIEV Asilbek (RUS)								MECHAU Mark (GER)							
	Game							Match	Game							Match
Player Statistics	**1**	**2**	**3**	**4**	**5**	**6**	**7**		**1**	**2**	**3**	**4**	**5**	**6**	**7**	
Points won	11	10	6	11	11	7	2	**58**	7	12	11	6	4	11	11	**62**
Biggest lead	4	-	-	5	7	-	-	**7**	2	4	5	4	-	5	9	**9**
Points won on own serve	6	3	2	4	5	3	1	**24**	3	4	4	2	1	6	5	**25**
Points lost on own serve	4	8	7	4	3	5	6	**37**	5	7	4	7	6	4	1	**34**
Most consecutive points won	5	3	2	9	5	2	2	**9**	2	4	5	3	1	3	6	**6**
Greatest deficit overcome	2	-	-	4	-	-	-	**4**	-	-	-	-	-	-	-	**-**
Handedness/Grip																

	Game							Match
Game/Match Statistics	**1**	**2**	**3**	**4**	**5**	**6**	**7**	
Longest rally (strokes)	11	20	22	23	23	13	9	**23**
Average rally	5	5	7	5	8	5	2	**5**

Game Progress

1	**SUYNALIEV Asilbek (RUS)**	*0	0	*1	3	*5	6	*7	8	*9	**11**			
	MECHAU Mark (GER)	0	*2	3	*3	3	*4	5	*6	7	**7**			
2	SUYNALIEV Asilbek (RUS)	0	*0	0	*2	3	*5	5	*6	7	*9	10	*10	**10**
	MECHAU Mark (GER)	*0	2	*4	4	*5	5	*7	8	*9	9	*10	11	**12**
3	SUYNALIEV Asilbek (RUS)	*0	1	*2	2	*4	5	*6	6	*6	**6**			
	MECHAU Mark (GER)	0	*1	2	*4	4	*5	6	*8	10	**11**			
4	**SUYNALIEV Asilbek (RUS)**	0	*1	1	*2	2	*4	6	*8	10	**11**			
	MECHAU Mark (GER)	*0	1	*3	4	*6	6	*6	6	*6	**6**			
5	**SUYNALIEV Asilbek (RUS)**	*0	2	*4	5	*7	8	*9	10	**11**				
	MECHAU Mark (GER)	0	*0	0	*1	1	*2	3	*4	**4**				
6	SUYNALIEV Asilbek (RUS)	0	*0	1	*2	2	*3	4	*5	6	**7**			
	MECHAU Mark (GER)	*0	2	*3	4	*6	7	*8	9	*10	**11**			
7	SUYNALIEV Asilbek (RUS)	*0	0	*0	1	*2	2	*2	**2**					
	MECHAU Mark (GER)	0	*2	4	*5	6	*8	10	**11**					

LEGEND

*	Server	**MS**	Men's Single	**MT**	Men's Team	**No.**	Number	**WS**	Women's Single
WT	Women's Team								

Note: The "Greatest deficit overcome" only applies when the player ends up winning the game.

Report Created WED 26 JUL 2017 19:58

THU 27 JUL 2017
Start Time 09:00

Match Results

WANG Cong (CHN) **4 - 0** PISHCHUK Dmitry Olegovich (RUS)

Game Summary		Match	1st Game	2nd Game	3rd Game	4th Game
WANG Cong	**CHN**	**4**	11	11	11	11
PISHCHUK Dmitry Olegovich	RUS	**0**	3	6	7	7
	Duration	**12min**	2min	3min	3min	4min

Match No: WS174 Table: Table 2
Umpires:

	WANG Cong (CHN)					PISHCHUK Dmitry Olegovich (RUS)				
	Game				Match	Game				Match
Player Statistics	**1**	**2**	**3**	**4**		**1**	**2**	**3**	**4**	
Points won	11	11	11	11	**44**	3	6	7	7	**23**
Biggest lead	8	5	4	4	**8**	-	-	1	2	**2**
Points won on own serve	5	5	5	5	**20**	2	2	4	2	**10**
Points lost on own serve	1	4	3	5	**13**	6	6	6	6	**24**
Most consecutive points won	7	3	3	4	**7**	3	2	2	2	**3**
Greatest deficit overcome	-	-	1	2	**2**	-	-	-	-	**-**
Handedness/Grip										

	Game				Match
Game/Match Statistics	**1**	**2**	**3**	**4**	
Longest rally (strokes)	16	14	10	12	**16**
Average rally	5	6	5	5	**5**

Game Progress

1	**WANG Cong (CHN)**	0	*2	4	*4	5	*7	9	**11**		
	PISHCHUK Dmitry Olegovich (RUS)	*0	0	*0	2	*3	3	*3	**3**		
2	**WANG Cong (CHN)**	*0	1	*3	4	*6	6	*7	9	*10	**11**
	PISHCHUK Dmitry Olegovich (RUS)	0	*1	1	*2	2	*4	5	*5	6	**6**
3	**WANG Cong (CHN)**	0	*1	2	*3	5	*5	6	*8	9	**11**
	PISHCHUK Dmitry Olegovich (RUS)	*0	1	*2	3	*3	5	*6	6	*7	**7**
4	**WANG Cong (CHN)**	*0	0	*2	3	*4	6	*7	8	*10	**11**
	PISHCHUK Dmitry Olegovich (RUS)	0	*2	2	*3	4	*4	5	*6	6	**7**

LEGEND
* Server **MS** Men's Single **MT** Men's Team **No.** Number **WS** Women's Single
WT Women's Team

Note: The "Greatest deficit overcome" only applies when the player ends up winning the game.

THU 27 JUL 2017
Start Time 10:00

Match Results

WANG Cong (CHN) **4 - 1** ZAKLADNYI Gennadii (UKR)

Game Summary		Match	1st Game	2nd Game	3rd Game	4th Game	5th Game
WANG Cong	**CHN**	**4**	11	8	11	11	12
ZAKLADNYI Gennadii	UKR	**1**	6	11	5	7	10
	Duration	**24min**	3min	5min	4min	5min	7min

Match No: WS178 Table: Table 1
Umpires:

	WANG Cong (CHN)						ZAKLADNYI Gennadii (UKR)					
	Game					Match	Game					Match
Player Statistics	**1**	**2**	**3**	**4**	**5**		**1**	**2**	**3**	**4**	**5**	
Points won	11	8	11	11	12	**53**	6	11	5	7	10	**39**
Biggest lead	5	2	6	4	2	**6**	-	3	-	1	3	**3**
Points won on own serve	6	5	5	7	8	**31**	4	6	2	4	7	**23**
Points lost on own serve	2	5	3	3	3	**16**	5	3	6	4	4	**22**
Most consecutive points won	3	4	4	5	3	**5**	2	3	3	3	2	**3**
Greatest deficit overcome	-	-	-	1	3	**3**	-	2	-	-	-	**2**
Handedness/Grip												

	Game					Match
Game/Match Statistics	**1**	**2**	**3**	**4**	**5**	
Longest rally (strokes)	7	10	7	10	11	**11**
Average rally	4	4	4	4	5	**4**

Game Progress

1	**WANG Cong (CHN)**	0	*2	3	*4	5	*6	8	*8	10	**11**			
	ZAKLADNYI Gennadii (UKR)	*0	0	*1	2	*3	4	*4	6	*6	**6**			
2	WANG Cong (CHN)	*0	0	*1	3	*5	6	*6	7	*7	8	**8**		
	ZAKLADNYI Gennadii (UKR)	0	*2	3	*3	3	*4	6	*7	9	*10	**11**		
3	**WANG Cong (CHN)**	0	*2	3	*4	6	*8	8	*9	**11**				
	ZAKLADNYI Gennadii (UKR)	*0	0	*1	2	*2	2	*4	5	**5**				
4	**WANG Cong (CHN)**	*0	1	*3	5	*5	6	*6	7	*9	**11**			
	ZAKLADNYI Gennadii (UKR)	0	*1	1	*1	3	*4	6	*7	7	**7**			
5	**WANG Cong (CHN)**	0	*0	1	*2	4	*5	6	*6	8	*9	10	*11	**12**
	ZAKLADNYI Gennadii (UKR)	*0	2	*3	4	*4	5	*6	8	*8	9	*10	10	**10**

LEGEND
* Server **MS** Men's Single **MT** Men's Team **No.** Number **WS** Women's Single
WT Women's Team

Note: The "Greatest deficit overcome" only applies when the player ends up winning the game.

THU 27 JUL 2017
Start Time 10:00

Match Results

WANG Yi-Hsiang (TPE) **1 - 4** **KEINATH Thomas (SVK)**

Game Summary		Match	1st Game	2nd Game	3rd Game	4th Game	5th Game
WANG Yi-Hsiang	TPE	**1**	11	5	7	4	6
KEINATH Thomas	**SVK**	**4**	9	11	11	11	11
	Duration	**22min**	5min	3min	5min	4min	5min

Match No: WS179 Table: Table 7
Umpires:

	WANG Yi-Hsiang (TPE)						KEINATH Thomas (SVK)					
	Game					Match	Game					Match
Player Statistics	**1**	**2**	**3**	**4**	**5**		**1**	**2**	**3**	**4**	**5**	
Points won	11	5	7	4	6	**33**	9	11	11	11	11	**53**
Biggest lead	2	1	3	-	2	**3**	2	6	4	7	5	**7**
Points won on own serve	7	3	4	2	2	**18**	6	6	7	5	5	**29**
Points lost on own serve	3	5	4	6	6	**24**	4	2	3	2	4	**15**
Most consecutive points won	3	1	4	2	4	**4**	2	5	6	5	7	**7**
Greatest deficit overcome	2	-	-	-	-	**2**	-	1	3	-	2	**3**
Handedness/Grip												

	Game					Match
Game/Match Statistics	**1**	**2**	**3**	**4**	**5**	
Longest rally (strokes)	11	11	12	8	11	**12**
Average rally	5	4	5	5	6	**5**

Game Progress

1	**WANG Yi-Hsiang (TPE)**	0	*0	1	*3	4	*5	6	*7	9	*9	**11**
	KEINATH Thomas (SVK)	*0	2	*3	3	*4	5	*6	7	*7	9	**9**
2	WANG Yi-Hsiang (TPE)	*0	1	*1	2	*3	3	*3	4	**5**		
	KEINATH Thomas (SVK)	0	*1	3	*4	5	*7	9	*10	**11**		
3	WANG Yi-Hsiang (TPE)	0	*1	2	*3	5	*6	7	*7	7	**7**	
	KEINATH Thomas (SVK)	*0	1	*2	3	*3	4	*5	7	*9	**11**	
4	WANG Yi-Hsiang (TPE)	*0	0	*1	2	*3	4	*4	4	**4**		
	KEINATH Thomas (SVK)	0	*2	3	*4	5	*6	8	*10	**11**		
5	WANG Yi-Hsiang (TPE)	0	*2	2	*2	4	*6	6	*6	6	**6**	
	KEINATH Thomas (SVK)	*0	0	*2	4	*4	4	*6	8	*10	**11**	

LEGEND
* Server **MS** Men's Single **MT** Men's Team **No.** Number **WS** Women's Single
WT Women's Team

Note: The "Greatest deficit overcome" only applies when the player ends up winning the game.

THU 27 JUL 2017
Start Time 12:00

Match Results

WANG Cong (CHN) **4 - 3** KEINATH Thomas (SVK)

Game Summary		Match	1st Game	2nd Game	3rd Game	4th Game	5th Game	6th Game	7th Game
WANG Cong	**CHN**	**4**	10	11	6	11	10	11	11
KEINATH Thomas	SVK	**3**	12	5	11	7	12	2	7
	Duration	**41min**	6min	4min	4min	5min	10min	4min	8min

Match No: WS180 Table: Table 1
Umpires:

	WANG Cong (CHN)								KEINATH Thomas (SVK)							
	Game							Match	Game							Match
Player Statistics	**1**	**2**	**3**	**4**	**5**	**6**	**7**		**1**	**2**	**3**	**4**	**5**	**6**	**7**	
Points won	10	11	6	11	10	11	11	**70**	12	5	11	7	12	2	7	**56**
Biggest lead	6	6	1	6	2	9	4	**9**	2	-	6	-	2	-	3	**6**
Points won on own serve	5	6	3	7	4	7	4	**36**	6	3	6	4	5	2	3	**29**
Points lost on own serve	6	2	5	3	7	-	4	**27**	5	5	3	4	6	4	7	**34**
Most consecutive points won	4	4	2	4	3	6	6	**6**	7	1	4	3	4	1	4	**7**
Greatest deficit overcome	-	-	-	-	-	-	3	**3**	6	-	1	-	2	-	-	**6**
Handedness/Grip																

	Game							Match
Game/Match Statistics	**1**	**2**	**3**	**4**	**5**	**6**	**7**	
Longest rally (strokes)	7	10	12	13	14	8	12	**14**
Average rally	4	6	5	5	7	4	6	**5**

Game Progress

1	WANG Cong (CHN)	0	*1	2	*4	5	*7	9	*9	10	*10	10	*10	**10**
	KEINATH Thomas (SVK)	*0	1	*2	2	*3	3	*3	5	*6	8	*10	11	**12**
2	**WANG Cong (CHN)**	*0	2	*3	4	*5	7	*9	10	**11**				
	KEINATH Thomas (SVK)	0	*0	1	*2	3	*3	3	*4	**5**				
3	WANG Cong (CHN)	0	*1	2	*2	3	*3	3	*5	6	**6**			
	KEINATH Thomas (SVK)	*0	1	*2	4	*5	7	*9	9	*10	**11**			
4	**WANG Cong (CHN)**	*0	1	*3	5	*6	8	*8	9	*10	**11**			
	KEINATH Thomas (SVK)	0	*1	1	*1	2	*2	4	*5	6	**7**			
5	WANG Cong (CHN)	0	*2	2	*3	4	*4	6	*7	8	*10	10	*10	**10**
	KEINATH Thomas (SVK)	*0	0	*2	3	*4	6	*6	7	*8	8	*10	11	**12**
6	**WANG Cong (CHN)**	*0	2	*4	6	*7	9	*10	**11**					
	KEINATH Thomas (SVK)	0	*0	0	*0	1	*1	2	**2**					
7	**WANG Cong (CHN)**	0	*1	2	*2	3	*5	5	*7	9	**11**			
	KEINATH Thomas (SVK)	*0	1	*2	4	*5	5	*7	7	*7	**7**			

LEGEND
* Server **MS** Men's Single **MT** Men's Team **No.** Number **WS** Women's Single
WT Women's Team

Note: The "Greatest deficit overcome" only applies when the player ends up winning the game.

Draw

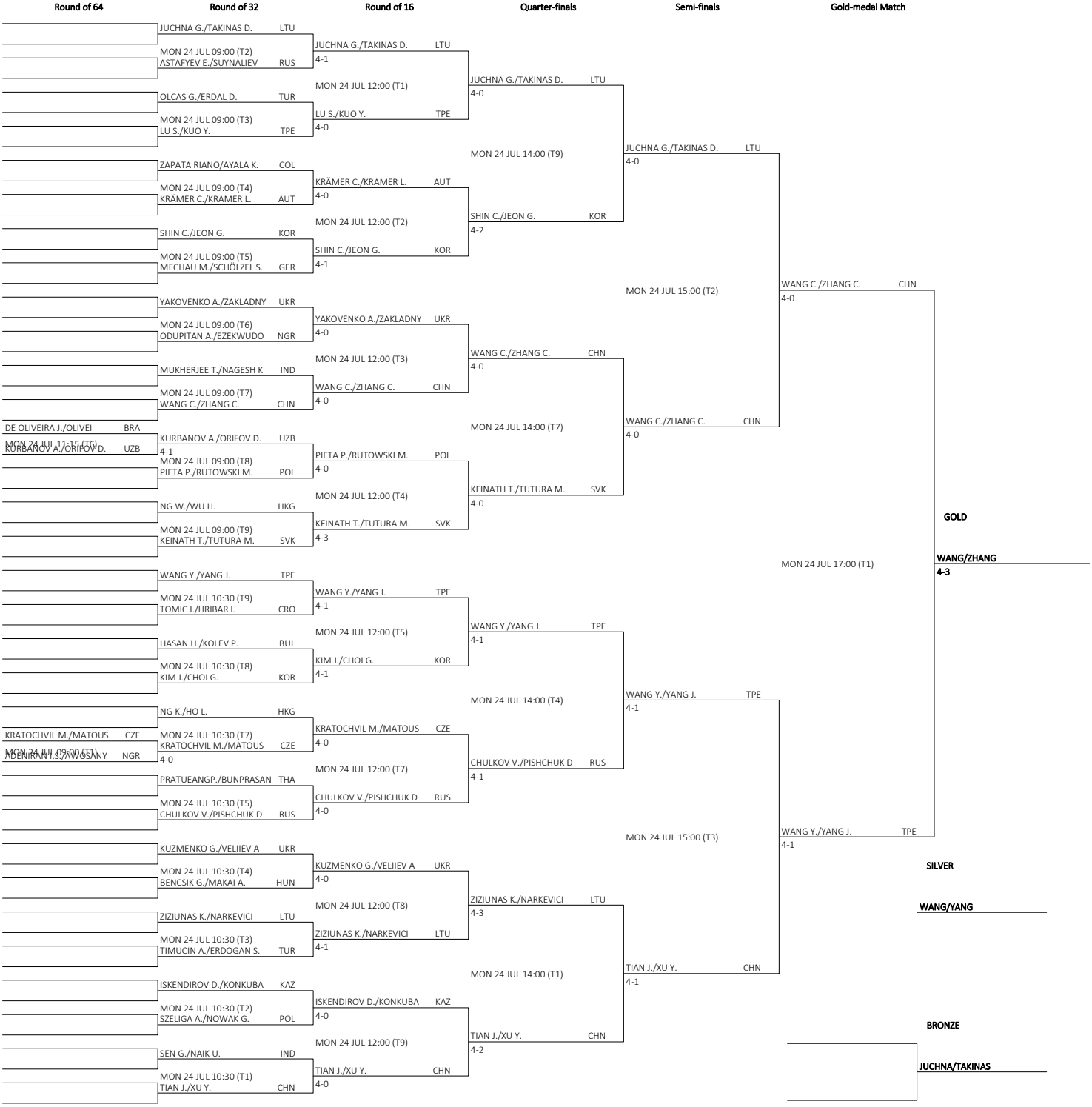

Approval date/time: SAT 22 JUL 2017 12:33 Referee: _____ ITTF TD: _____

Report Created SAT 22 JUL 2017 12:33

KRONOS DEAFLYMPICS

MON 24 JUL 2017
Start Time 10:30

Match Results

PRATUEANGPAIBOON / BUNPRASAN **0 - 4** **CHULKOV / PISHCHUK (RUS)**

Game Summary		Match	1st Game	2nd Game	3rd Game	4th Game
PRATUEANGPAIBOON / BUNPRASA	THA	**0**	1	4	3	2
CHULKOV / PISHCHUK	**RUS**	**4**	11	11	11	11
	Duration	**2min**	0min	0min	0min	2min

Match No: WD14 Table: Table 5
Umpires:

	PRATUEANGPAIBOON / BUNPRASAN (THA)					CHULKOV / PISHCHUK (RUS)				
	Game				Match	Game				Match
Player Statistics	**1**	**2**	**3**	**4**		**1**	**2**	**3**	**4**	
Points won	1	4	3	2	**10**	11	11	11	11	**44**
Biggest lead	-	-	-	1	**1**	10	10	10	9	**10**
Points won on own serve	1	2	1	2	**6**	6	6	4	6	**22**
Points lost on own serve	5	5	7	5	**22**	-	2	2	-	**4**
Most consecutive points won	1	4	3	1	**4**	10	10	10	8	**10**
Greatest deficit overcome	-	-	-	-	**-**	-	-	-	1	**1**
Handedness/Grip	-					-				

	Game				Match
Game/Match Statistics	**1**	**2**	**3**	**4**	
Longest rally (strokes)	-	-	-	6	**6**
Average rally	-	-	-	2	**-**

Game Progress

1	PRATUEANGPAIBOON / BUNPRASAN (T	0	*0	0	*0	0	*0	**1**		
	CHULKOV / PISHCHUK (RUS)	*0	2	*4	6	*8	10	**11**		
2	PRATUEANGPAIBOON / BUNPRASAN (T	0	*0	0	*0	0	*0	2	*4	**4**
	CHULKOV / PISHCHUK (RUS)	*0	2	*4	6	*8	10	*10	10	**11**
3	PRATUEANGPAIBOON / BUNPRASAN (T	*0	0	*0	0	*0	0	*2	**3**	
	CHULKOV / PISHCHUK (RUS)	0	*2	4	*6	8	*10	10	**11**	
4	PRATUEANGPAIBOON / BUNPRASAN (T	*0	1	*1	2	*2	2	*2	**2**	
	CHULKOV / PISHCHUK (RUS)	0	*1	3	*4	6	*8	10	**11**	

LEGEND
* Server **MS** Men's Single **MT** Men's Team **No.** Number **WS** Women's Single
WT Women's Team

Note: The "Greatest deficit overcome" only applies when the player ends up winning the game.

MON 24 JUL 2017
Start Time 09:00

Match Results

JUCHNA / TAKINAS (LTU) **4 - 1** ASTAFYEV / SUYNALIEV (RUS)

Game Summary		Match	1st Game	2nd Game	3rd Game	4th Game	5th Game
JUCHNA / TAKINAS	**LTU**	**4**	11	7	11	11	11
ASTAFYEV / SUYNALIEV	RUS	**1**	9	11	4	8	4
	Duration	**21min**	5min	5min	3min	5min	3min

Match No: WD3 Table: Table 2
Umpires:

	JUCHNA / TAKINAS (LTU)						ASTAFYEV / SUYNALIEV (RUS)					
	Game					Match	Game					Match
Player Statistics	**1**	**2**	**3**	**4**	**5**		**1**	**2**	**3**	**4**	**5**	
Points won	11	7	11	11	11	**51**	9	11	4	8	4	**36**
Biggest lead	2	1	7	3	7	**7**	5	4	-	2	-	**5**
Points won on own serve	6	4	5	6	7	**28**	5	5	2	4	4	**20**
Points lost on own serve	4	6	2	4	-	**16**	5	3	6	5	4	**23**
Most consecutive points won	4	1	4	5	4	**5**	4	2	2	4	2	**4**
Greatest deficit overcome	5	-	-	2	-	**5**	-	1	-	-	-	**1**
Handedness/Grip	-						-					

	Game					Match
Game/Match Statistics	**1**	**2**	**3**	**4**	**5**	
Longest rally (strokes)	12	6	8	7	10	**12**
Average rally	5	4	4	4	4	**4**

Game Progress

1	**JUCHNA / TAKINAS (LTU)**	0	*1	2	*2	3	*3	4	*6	7	*9	**11**
	ASTAFYEV / SUYNALIEV (RUS)	*0	1	*2	4	*5	7	*8	8	*9	9	**9**
2	JUCHNA / TAKINAS (LTU)	*0	1	*2	3	*4	4	*5	6	*6	**7**	
	ASTAFYEV / SUYNALIEV (RUS)	0	*1	2	*3	4	*6	7	*8	10	**11**	
3	**JUCHNA / TAKINAS (LTU)**	0	*2	4	*5	6	*7	8	*10	**11**		
	ASTAFYEV / SUYNALIEV (RUS)	*0	0	*0	1	*2	3	*4	4	**4**		
4	**JUCHNA / TAKINAS (LTU)**	*0	1	*3	3	*3	5	*5	7	*9	10	**11**
	ASTAFYEV / SUYNALIEV (RUS)	0	*1	1	*3	5	*5	7	*7	7	*8	**8**
5	**JUCHNA / TAKINAS (LTU)**	0	*2	4	*4	6	*7	9	*10	**11**		
	ASTAFYEV / SUYNALIEV (RUS)	*0	0	*0	2	*2	3	*3	4	**4**		

LEGEND
* Server **MS** Men's Single **MT** Men's Team **No.** Number **WS** Women's Single
WT Women's Team

Note: The "Greatest deficit overcome" only applies when the player ends up winning the game.

MON 24 JUL 2017
Start Time 12:00

Match Results

KRATOCHVIL / MATOUS (CZE) **1 - 4** **CHULKOV / PISHCHUK (RUS)**

Game Summary		Match	1st Game	2nd Game	3rd Game	4th Game	5th Game
KRATOCHVIL / MATOUS	CZE	**1**	7	7	11	8	8
CHULKOV / PISHCHUK	**RUS**	**4**	11	11	9	11	11
	Duration	**0min**	0min	0min	0min	0min	0min

Match No: WD24 Table: Table 7
Umpires:

	KRATOCHVIL / MATOUS (CZE)						CHULKOV / PISHCHUK (RUS)					
	Game					Match	Game					Match
Player Statistics	**1**	**2**	**3**	**4**	**5**		**1**	**2**	**3**	**4**	**5**	
Points won	7	7	11	8	8	**41**	11	11	9	11	11	**53**
Biggest lead	-	-	9	-	-	**9**	8	9	-	8	6	**9**
Points won on own serve	4	4	5	4	4	**21**	5	5	4	5	6	**25**
Points lost on own serve	6	4	5	6	5	**26**	3	3	6	4	4	**20**
Most consecutive points won	7	7	9	8	6	**9**	8	9	9	8	6	**9**
Greatest deficit overcome	-	-	-	-	-	**-**	-	-	-	-	-	**-**
Handedness/Grip	-						-					

	Game					Match
Game/Match Statistics	**1**	**2**	**3**	**4**	**5**	
Longest rally (strokes)	3	-	-	-	4	**4**
Average rally	-	-	-	-	1	**-**

Game Progress

1	KRATOCHVIL / MATOUS (CZE)	*0	0	*0	0	*0	2	*4	6	*7	**7**	
	CHULKOV / PISHCHUK (RUS)	0	*2	4	*6	8	*8	8	*8	9	**11**	
2	KRATOCHVIL / MATOUS (CZE)	0	*0	0	*0	0	*1	3	*5	7	**7**	
	CHULKOV / PISHCHUK (RUS)	*0	2	*4	6	*8	9	*9	9	*9	**11**	
3	**KRATOCHVIL / MATOUS (CZE)**	*0	2	*4	6	*8	9	*9	9	*9	9	**11**
	CHULKOV / PISHCHUK (RUS)	0	*0	0	*0	0	*1	3	*5	7	*9	**9**
4	KRATOCHVIL / MATOUS (CZE)	*0	0	*0	0	*0	2	*4	6	*8	8	**8**
	CHULKOV / PISHCHUK (RUS)	0	*2	4	*6	8	*8	8	*8	8	*10	**11**
5	KRATOCHVIL / MATOUS (CZE)	0	*0	0	*0	2	*4	6	*6	6	*8	**8**
	CHULKOV / PISHCHUK (RUS)	*0	2	*4	6	*6	6	*6	8	*10	10	**11**

LEGEND

* Server **MS** Men's Single **MT** Men's Team **No.** Number **WS** Women's Single
WT Women's Team

Note: The "Greatest deficit overcome" only applies when the player ends up winning the game.

MON 24 JUL 2017
Start Time 14:00

Match Results

WANG / YANG (TPE) **4 - 1** CHULKOV / PISHCHUK (RUS)

Game Summary		Match	1st Game	2nd Game	3rd Game	4th Game	5th Game
WANG / YANG	**TPE**	**4**	10	11	11	11	11
CHULKOV / PISHCHUK	RUS	**1**	12	4	5	6	8
	Duration	**21min**	5min	2min	4min	5min	5min

Match No: WD29 Table: Table 4
Umpires:

	WANG / YANG (TPE)						CHULKOV / PISHCHUK (RUS)					
	Game					Match	Game					Match
Player Statistics	**1**	**2**	**3**	**4**	**5**		**1**	**2**	**3**	**4**	**5**	
Points won	10	11	11	11	11	**54**	12	4	5	6	8	**35**
Biggest lead	5	7	6	5	5	**7**	2	-	2	1	1	**2**
Points won on own serve	5	8	6	5	7	**31**	6	4	3	2	6	**21**
Points lost on own serve	6	-	2	4	2	**14**	5	3	5	6	4	**23**
Most consecutive points won	4	3	8	4	4	**8**	7	2	2	2	2	**7**
Greatest deficit overcome	-	-	2	1	1	**2**	5	-	-	-	-	**5**
Handedness/Grip	-						-					

	Game					Match
Game/Match Statistics	**1**	**2**	**3**	**4**	**5**	
Longest rally (strokes)	7	5	6	10	7	**10**
Average rally	3	2	4	4	3	**3**

Game Progress

1	WANG / YANG (TPE)	0	*1	3	*4	6	*7	7	*7	7	*9	10	*10	**10**
	CHULKOV / PISHCHUK (RUS)	*0	1	*1	2	*2	3	*5	7	*9	9	*10	11	**12**
2	**WANG / YANG (TPE)**	*0	2	*2	4	*5	7	*8	10	**11**				
	CHULKOV / PISHCHUK (RUS)	0	*0	2	*2	3	*3	4	*4	**4**				
3	**WANG / YANG (TPE)**	0	*1	2	*2	3	*5	7	*9	**11**				
	CHULKOV / PISHCHUK (RUS)	*0	1	*2	4	*5	5	*5	5	**5**				
4	**WANG / YANG (TPE)**	*0	1	*3	4	*5	7	*8	8	*10	**11**			
	CHULKOV / PISHCHUK (RUS)	0	*1	1	*2	3	*3	4	*6	6	**6**			
5	**WANG / YANG (TPE)**	0	*1	3	*4	6	*7	8	*9	10	*10	**11**		
	CHULKOV / PISHCHUK (RUS)	*0	1	*1	2	*2	3	*4	5	*6	8	**8**		

LEGEND

***** Server **MS** Men's Single **MT** Men's Team **No.** Number **WS** Women's Single **WT** Women's Team

Note: The "Greatest deficit overcome" only applies when the player ends up winning the game.

MON 24 JUL 2017
Start Time 15:00

Match Results

JUCHNA / TAKINAS (LTU) **0 - 4** **WANG / ZHANG (CHN)**

Game Summary		Match	1st Game	2nd Game	3rd Game	4th Game
JUCHNA / TAKINAS	LTU	**0**	6	5	7	2
WANG / ZHANG	**CHN**	**4**	11	11	11	11
	Duration	**12min**	3min	3min	4min	2min

Match No: WD31 Table: Table 2
Umpires:

	JUCHNA / TAKINAS (LTU)					WANG / ZHANG (CHN)				
	Game				Match	Game				Match
Player Statistics	**1**	**2**	**3**	**4**		**1**	**2**	**3**	**4**	
Points won	6	5	7	2	**20**	11	11	11	11	**44**
Biggest lead	2	-	-	-	**2**	5	6	4	9	**9**
Points won on own serve	5	2	3	-	**10**	8	5	6	4	**23**
Points lost on own serve	3	6	5	7	**21**	1	3	4	2	**10**
Most consecutive points won	2	2	3	1	**3**	3	4	4	6	**6**
Greatest deficit overcome	-	-	-	-	**-**	2	-	-	-	**2**
Handedness/Grip	-					-				

	Game				Match
Game/Match Statistics	**1**	**2**	**3**	**4**	
Longest rally (strokes)	5	7	7	5	**7**
Average rally	4	4	3	3	**4**

Game Progress

1	JUCHNA / TAKINAS (LTU)	0	*1	3	*3	4	*4	5	*5	6	**6**
	WANG / ZHANG (CHN)	*0	1	*1	3	*4	6	*7	9	*10	**11**
2	JUCHNA / TAKINAS (LTU)	*0	0	*1	2	*3	4	*5	5	**5**	
	WANG / ZHANG (CHN)	0	*2	3	*4	5	*6	7	*9	**11**	
3	JUCHNA / TAKINAS (LTU)	0	*0	0	*2	3	*4	6	*7	7	**7**
	WANG / ZHANG (CHN)	*0	2	*4	4	*5	6	*6	7	*9	**11**
4	JUCHNA / TAKINAS (LTU)	*0	0	*0	0	*1	1	*2	**2**		
	WANG / ZHANG (CHN)	0	*2	4	*6	7	*9	10	**11**		

LEGEND

* Server **MS** Men's Single **MT** Men's Team **No.** Number **WS** Women's Single
WT Women's Team

Note: The "Greatest deficit overcome" only applies when the player ends up winning the game.

MON 24 JUL 2017
Start Time 15:00

Match Results

WANG / YANG (TPE) **4 - 1** TIAN / XU (CHN)

Game Summary		Match	1st Game	2nd Game	3rd Game	4th Game	5th Game
WANG / YANG	**TPE**	**4**	11	11	11	9	11
TIAN / XU	CHN	**1**	8	6	5	11	5
	Duration	**23min**	4min	5min	4min	5min	5min

Match No: WD32 Table: Table 3
Umpires:

	WANG / YANG (TPE)						TIAN / XU (CHN)					
	Game					Match	Game					Match
Player Statistics	**1**	**2**	**3**	**4**	**5**		**1**	**2**	**3**	**4**	**5**	
Points won	11	11	11	9	11	**53**	8	6	5	11	5	**35**
Biggest lead	3	5	6	1	6	**6**	3	-	-	4	-	**4**
Points won on own serve	6	3	5	4	5	**23**	4	1	2	5	2	**14**
Points lost on own serve	4	5	3	6	3	**21**	5	8	6	5	6	**30**
Most consecutive points won	3	3	5	4	4	**5**	3	2	3	3	2	**3**
Greatest deficit overcome	3	-	-	-	-	**3**	-	-	-	1	-	**1**
Handedness/Grip	-						-					

	Game					Match
Game/Match Statistics	**1**	**2**	**3**	**4**	**5**	
Longest rally (strokes)	7	13	10	9	15	**15**
Average rally	5	6	5	4	5	**5**

Game Progress

1	**WANG / YANG (TPE)**	*0	0	*1	2	*3	5	*6	7	*8	10	**11**
	TIAN / XU (CHN)	0	*2	3	*4	5	*5	6	*7	8	*8	**8**
2	**WANG / YANG (TPE)**	0	*1	2	*4	5	*7	7	*9	10	**11**	
	TIAN / XU (CHN)	*0	1	*2	2	*3	3	*5	5	*6	**6**	
3	**WANG / YANG (TPE)**	*0	2	*4	5	*7	8	*8	9	**11**		
	TIAN / XU (CHN)	0	*0	0	*1	1	*2	4	*5	**5**		
4	WANG / YANG (TPE)	0	*1	2	*2	3	*4	4	*6	8	*9	**9**
	TIAN / XU (CHN)	*0	1	*2	4	*5	6	*8	8	*8	9	**11**
5	**WANG / YANG (TPE)**	*0	2	*4	4	*6	8	*9	10	**11**		
	TIAN / XU (CHN)	0	*0	0	*2	2	*2	3	*4	**5**		

LEGEND

* Server **MS** Men's Single **MT** Men's Team **No.** Number **WS** Women's Single
WT Women's Team

Note: The "Greatest deficit overcome" only applies when the player ends up winning the game.

Report Created MON 24 JUL 2017 16:47

MON 24 JUL 2017
Start Time 17:00

Match Results

WANG / ZHANG (CHN) **4 - 3** WANG / YANG (TPE)

Game Summary		Match	1st Game	2nd Game	3rd Game	4th Game	5th Game	6th Game	7th Game
WANG / ZHANG	**CHN**	**4**	10	9	11	12	5	11	11
WANG / YANG	TPE	**3**	12	11	6	10	11	8	5
	Duration	**44min**	5min	6min	5min	7min	6min	8min	7min

Match No: WD33 Table: Table 1
Umpires:

	WANG / ZHANG (CHN)								WANG / YANG (TPE)							
	Game							Match	Game							Match
Player Statistics	**1**	**2**	**3**	**4**	**5**	**6**	**7**		**1**	**2**	**3**	**4**	**5**	**6**	**7**	
Points won	10	9	11	12	5	11	11	**69**	12	11	6	10	11	8	5	**63**
Biggest lead	1	5	5	2	-	4	6	**6**	3	2	-	1	6	2	2	**6**
Points won on own serve	5	5	4	7	1	5	8	**35**	6	6	2	6	4	3	5	**32**
Points lost on own serve	6	5	4	4	7	5	-	**31**	5	4	7	5	4	6	3	**34**
Most consecutive points won	3	4	3	3	3	4	3	**4**	4	6	1	2	4	2	2	**6**
Greatest deficit overcome	-	-	-	1	-	2	2	**2**	1	5	-	-	-	-	-	**5**
Handedness/Grip	-								-							

	Game							Match
Game/Match Statistics	**1**	**2**	**3**	**4**	**5**	**6**	**7**	
Longest rally (strokes)	8	7	6	8	9	9	8	**9**
Average rally	4	4	4	4	5	4	4	**4**

Game Progress

1	WANG / ZHANG (CHN)	0	*1	2	*3	4	*5	5	*6	8	*9	10	*10	**10**
	WANG / YANG (TPE)	*0	1	*2	3	*4	5	*7	8	*8	9	*10	11	**12**
2	WANG / ZHANG (CHN)	*0	1	*3	5	*6	7	*7	7	*8	9	**9**		
	WANG / YANG (TPE)	0	*1	1	*1	2	*3	5	*7	8	*9	**11**		
3	**WANG / ZHANG (CHN)**	0	*1	2	*3	4	*6	7	*9	10	**11**			
	WANG / YANG (TPE)	*0	1	*2	3	*4	4	*5	5	*6	**6**			
4	**WANG / ZHANG (CHN)**	*0	2	*2	4	*5	5	*6	7	*8	9	*10	11	**12**
	WANG / YANG (TPE)	0	*0	2	*2	3	*5	6	*7	8	*9	10	*10	**10**
5	WANG / ZHANG (CHN)	0	*0	0	*2	3	*4	4	*5	**5**				
	WANG / YANG (TPE)	*0	2	*4	4	*5	6	*8	9	**11**				
6	**WANG / ZHANG (CHN)**	*0	0	*2	3	*5	7	*7	8	*9	10	**11**		
	WANG / YANG (TPE)	0	*2	2	*3	3	*3	5	*6	7	*8	**8**		
7	**WANG / ZHANG (CHN)**	0	*0	2	*3	5	*6	8	*9	**11**				
	WANG / YANG (TPE)	*0	2	*2	3	*3	4	*4	5	**5**				

LEGEND
* Server **MS** Men's Single **MT** Men's Team **No.** Number **WS** Women's Single
WT Women's Team

Note: The "Greatest deficit overcome" only applies when the player ends up winning the game.

Draw

							Matches		
Rank	Id		a	b	c	d	Played	Won	Lost
1	a	Korea	---	3-1 - 1-3	3-2 - 2-3	3-0 - 0-3	36	17	19
2	b	Ukraine	1-3 - 3-1	---	3-1 - 1-3	3-0 - 0-3	7	4	3
3	c	Hong Kong	2-3 - 3-2	1-3 - 3-1	---	3-0 - 0-3	3	1	2
4	d	Turkey	0-3 - 3-0	0-3 - 3-0	0-3 - 3-0	---	35	1	34

							Matches		
Rank	Id		a	b	c	d	Played	Won	Lost
1	a	China	---	3-0 - 0-3	3-0 - 0-3	3-0 - 0-3	6	6	0
2	b	Germany	0-3 - 3-0	---	3-1 - 1-3	3-1 - 1-3	4	2	2
3	c	Austria	0-3 - 3-0	1-3 - 3-1	---	3-0 - 0-3	6	3	3
4	d	Thailandia	0-3 - 3-0	1-3 - 3-1	0-3 - 3-0	---	4	0	4

							Matches		
Rank	Id		a	b	c	d	Played	Won	Lost
1	a	Lithuania	---	3-0 - 0-3	3-0 - 0-3	3-0 - 0-3	3	3	0
2	b	Kazakhstan	0-3 - 3-0	---	3-1 - 1-3	3-0 - 0-3	4	3	1
3	c	Bulgaria	0-3 - 3-0	1-3 - 3-1	---	3-2 - 2-3	4	1	3
4	d	Poland	0-3 - 3-0	0-3 - 3-0	2-3 - 3-2	---	26	0	26

							Matches		
Rank	Id		a	b	c	d	Played	Won	Lost
1	a	Chinese Taipei	---	3-1 - 1-3	3-0 - 0-3	3-0 - 0-3	5	5	0
2	b	Russia	1-3 - 3-1	---	3-1 - 1-3	3-0 - 0-3	21	4	17
3	c	Czech Republic	0-3 - 3-0	1-3 - 3-1	---	3-2 - 2-3	8	2	6
4	d	Hungary	0-3 - 3-0	0-3 - 3-0	2-3 - 3-2	---	47	15	32

Approval date/time: WED 19 JUL 2017 15:11 Referee: _____ ITTF TD: _____

Report Created WED 19 JUL 2017 15:11

Draw

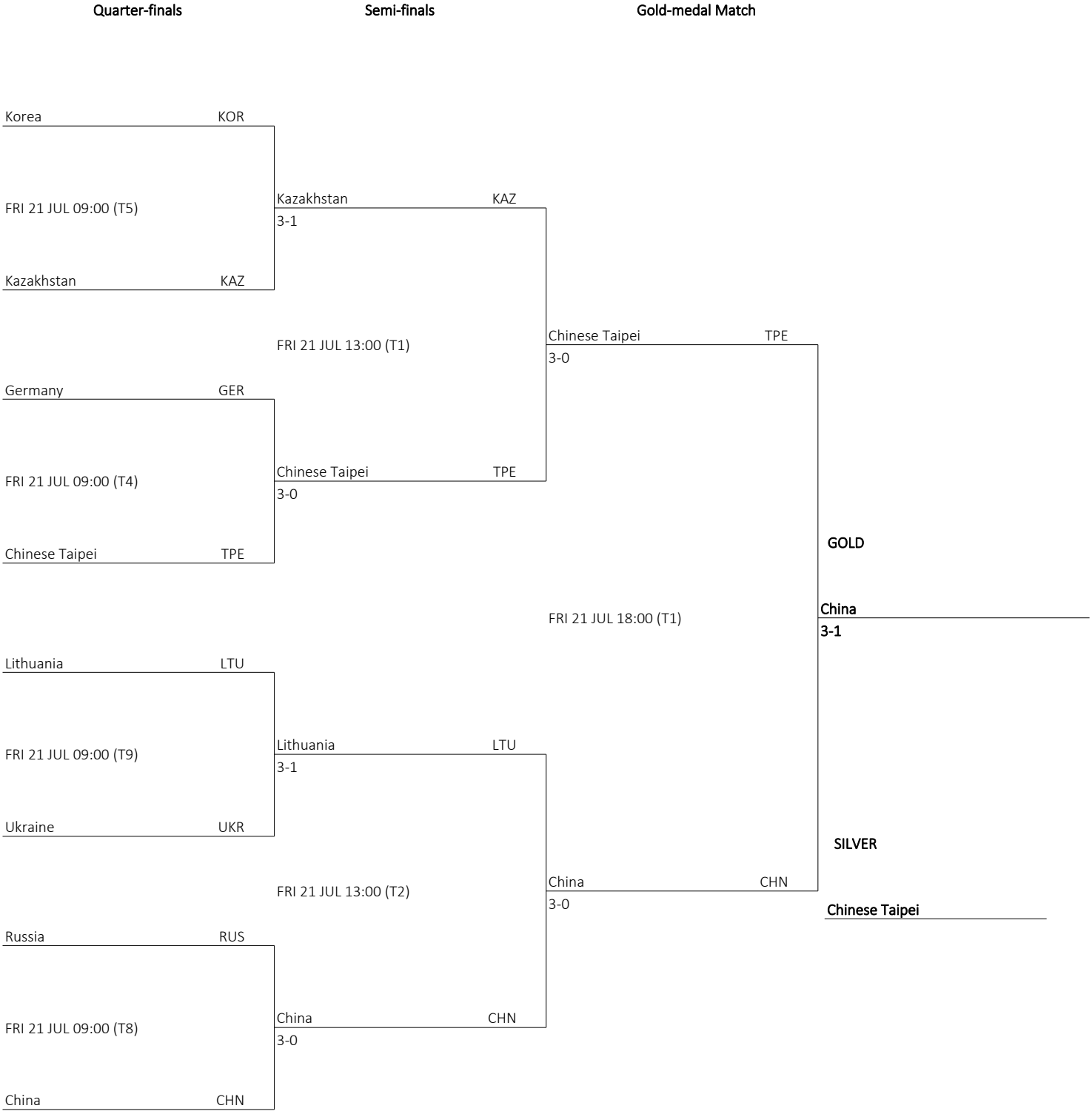

Approval date/time: WED 19 JUL 2017 15:11 Referee: _____ ITTF TD: _____

THU 20 JUL 2017
Start Time 09:00

Detailed Team Match Results

Ukraine **3 - 1** Hong Kong

Team Match No: TS1 Table: Table 1 Umpires:

Match 1			Match	1st Game	2nd Game	3rd Game
A	**ZAKLADNYI Gennadii**	**UKR**	**3**	11	12	11
X	WU Ho Ting	HKG	**0**	4	10	3
		Duration	**10min**	2min	5min	3min

Match 2			Match	1st Game	2nd Game	3rd Game	4th Game
B	YAKOVENKO Anatolii	UKR	**1**	6	8	11	9
Y	**NG Wai Yip**	**HKG**	**3**	11	11	6	11
		Duration	**15min**	4min	4min	3min	4min

Match 3			Match	1st Game	2nd Game	3rd Game	4th Game
C	**VELIIEV /**	**UKR**	**3**	11	11	9	11
Z	NG /	HKG	**1**	8	4	11	9
		Duration	**16min**	4min	3min	4min	5min

Match 4			Match	1st Game	2nd Game	3rd Game	4th Game
A	**ZAKLADNYI Gennadii**	**UKR**	**3**	12	9	11	11
Y	NG Wai Yip	HKG	**1**	10	11	6	9
		Duration	**19min**	6min	5min	4min	4min

Duration of Team Match	**01h00min**

	Ukraine					Hong Kong				
	Match				Team	Match				Team
Player Statistics	**1**	**2**	**3**	**4**	**Match**	**1**	**2**	**3**	**4**	**Match**
Points won	34	34	42	43	**153**	17	39	32	36	**124**
Biggest lead	8	7	7	5	**8**	1	6	5	4	**6**
Points won on own serve	16	19	23	24	**82**	9	21	18	20	**68**
Points lost on own serve	8	18	14	16	**56**	18	15	19	19	**71**
Most consecutive points won	6	6	4	6	**6**	3	6	4	3	**6**
Greatest deficit overcome	1	-	2	4	**4**	-	3	1	1	**3**

	Match				Team
Match/Team Match Statistics	**1**	**2**	**3**	**4**	**Match**
Longest rally (strokes)	10	16	10	16	**16**
Average rally	4	4	4	5	**4**

THU 20 JUL 2017
Start Time 09:00

Detailed Team Match Results

Korea **3 - 0** Turkey

Team Match No: Table: Umpires:

Player Statistics	Korea Game 1	Korea Team Match	Turkey Game 1	Turkey Team Match
Points won	-	-	-	-
Biggest lead	-	-	-	-
Points won on own serve	-	-	-	-
Points lost on own serve	-	-	-	-
Most consecutive points won	-	-	-	-
Greatest deficit overcome	-	-	-	-

Match/Team Match Statistics	Game 1	Team Match
Longest rally (strokes)	-	-
Average rally	-	-

LEGEND
MS Men's Single **MT** Men's Team **WS** Women's Single **WT** Women's Team

Note: "*" server. The "Greatest deficit overcome" only applies when the player ends up winning the game.

THU 20 JUL 2017
Start Time 14:30

Detailed Team Match Results

Korea **3 - 1** Ukraine

Team Match No: TS9 Table: Table 1 Umpires:

Match 1			Match	1st Game	2nd Game	3rd Game	4th Game
A	SHIN Cheoljin	KOR	**1**	5	7	14	6
X	**ZAKLADNYI Gennadii**	**UKR**	**3**	11	11	12	11
		Duration	**12min**	0min	0min	7min	5min

Match 2			Match	1st Game	2nd Game	3rd Game
B	**KIM Jongkuk**	**KOR**	**3**	11	11	11
Y	YAKOVENKO Anatolii	UKR	**0**	7	9	9
		Duration	**14min**	4min	5min	5min

Match 3			Match	1st Game	2nd Game	3rd Game	4th Game	5th Game
C	**CHOI /**	**KOR**	**3**	11	9	11	3	11
Z	VELIIEV /	UKR	**2**	8	11	9	11	9
		Duration	**22min**	5min	5min	5min	2min	5min

Match 4			Match	1st Game	2nd Game	3rd Game	4th Game	5th Game
A	**SHIN Cheoljin**	**KOR**	**3**	11	11	5	8	11
Y	YAKOVENKO Anatolii	UKR	**2**	3	7	11	11	1
		Duration	**15min**	2min	3min	3min	5min	2min

Duration of Team Match	**01h03min**

	Korea						Ukraine					
	Match					Team	Match					Team
Player Statistics	**1**	**2**	**3**	**4**	**5**	**Match**	**1**	**2**	**3**	**4**	**5**	**Match**
Points won	32	33	45	46	-	**156**	45	25	48	33	-	**151**
Biggest lead	6	5	7	10	-	**10**	9	3	8	6	-	**9**
Points won on own serve	19	18	22	27	-	**86**	27	13	22	21	-	**83**
Points lost on own serve	18	12	26	12	-	**68**	13	15	23	19	-	**70**
Most consecutive points won	6	6	5	8	-	**8**	9	4	7	7	-	**9**
Greatest deficit overcome	2	3	4	3	-	**4**	6	-	2	2	-	**6**

	Match					Team
Match/Team Match Statistics	**1**	**2**	**3**	**4**	**5**	**Match**
Longest rally (strokes)	12	9	11	12	-	**12**
Average rally	2	3	4	4	-	**3**

THU 20 JUL 2017
Start Time 14:30

Detailed Team Match Results

SHIN Cheoljin (KOR) **1 - 3** **ZAKLADNYI Gennadii (UKR)**

Match 1		**Match**	**1st Game**	**2nd Game**	**3rd Game**	**4th Game**
SHIN Cheoljin	KOR	**1**	5	7	14	6
ZAKLADNYI Gennadii	**UKR**	**3**	11	11	12	11
	Duration	**12min**	0min	0min	7min	5min

Team Match No: TS9 Table: Table 1 Umpires:

	SHIN Cheoljin (KOR)					ZAKLADNYI Gennadii (UKR)				
	Game				Match	Game				Match
Player Statistics	**1**	**2**	**3**	**4**		**1**	**2**	**3**	**4**	
Points won	5	7	14	6	**32**	11	11	12	11	**45**
Biggest lead	-	6	3	-	**6**	9	4	2	5	**9**
Points won on own serve	3	3	10	3	**19**	6	6	9	6	**27**
Points lost on own serve	5	5	3	5	**18**	2	4	4	3	**13**
Most consecutive points won	5	6	5	3	**6**	9	9	3	4	**9**
Greatest deficit overcome	-	-	2	-	**2**	-	6	-	-	**6**
Handedness/Grip										

	Game				Match
Match/Team Match Statistics	**1**	**2**	**3**	**4**	
Longest rally (strokes)	1	1	7	12	**12**
Average rally	-	-	3	5	**2**

Game Progress

1	SHIN Cheoljin (KOR)	*0	0	*0	0	*0	1	*3	5	**5**								
	ZAKLADNYI Gennadii (UKR)	0	*2	4	*6	8	*9	9	*9	**11**								
2	SHIN Cheoljin (KOR)	0	*2	4	*6	6	*6	6	*6	7	**7**							
	ZAKLADNYI Gennadii (UKR)	*0	0	*0	0	*2	4	*6	8	*9	**11**							
3	**SHIN Cheoljin (KOR)**	*0	2	*2	3	*3	5	*7	8	*8	9	*10	11	*11	12	*12	13	**14**
	ZAKLADNYI Gennadii (UKR)	0	*0	2	*3	5	*5	5	*6	8	*9	10	*10	11	*11	12	*12	**12**
4	SHIN Cheoljin (KOR)	0	*0	1	*1	2	*4	5	*6	6	**6**							
	ZAKLADNYI Gennadii (UKR)	*0	2	*3	5	*6	6	*7	8	*10	**11**							

THU 20 JUL 2017
Start Time 14:30

Detailed Team Match Results

Hong Kong **3 - 0** Turkey

Team Match No: TS13 Table: Table 8 Umpires:

Match 1			Match
A	WU Ho Ting	HKG	3
X	OLCAS Garip	TUR	0
		Duration	0min

Duration of Team Match	00h00min

Player Statistics	Hong Kong Team Match	Turkey Team Match
Points won	-	-
Biggest lead	-	-
Points won on own serve	-	-
Points lost on own serve	-	-
Most consecutive points won	-	-
Greatest deficit overcome	-	-

Match/Team Match Statistics	Team Match
Longest rally (strokes)	-
Average rally	-

THU 20 JUL 2017
Start Time 14:30

Detailed Team Match Results

WU Ho Ting (HKG) **3 - 0** OLCAS Garip (TUR)

Match 1		Match
WU Ho Ting	**HKG**	**3**
OLCAS Garip	TUR	**0**
	Duration	**0min**

Team Match No: TS13 Table: Table 8 Umpires:

LEGEND
MS Men's Single **MT** Men's Team **WS** Women's Single **WT** Women's Team

Note: "*" server. The "Greatest deficit overcome" only applies when the player ends up winning the game.

THU 20 JUL 2017
Start Time 17:30

Detailed Team Match Results

Ukraine **3 - 0** Turkey

Team Match No: TD17 Table: Table 1 Umpires:

Match 1			Match	1st Game	2nd Game	3rd Game
A	**ZAKLADNYI Gennadii**	**UKR**	**3**	11	11	11
X	ERDOGAN Saffet	TUR	**0**	3	6	6
		Duration	**7min**	2min	3min	2min

Match 2			Match	1st Game	2nd Game	3rd Game
B	**KUZMENKO Grygorii**	**UKR**	**3**	11	11	11
Y	TIMUCIN Avni	TUR	**0**	7	9	6
		Duration	**12min**	3min	5min	4min

Match 3			Match	1st Game	2nd Game	3rd Game
C	**YAKOVENKO /**	**UKR**	**3**	11	11	11
Z	ERDAL /	TUR	**0**	7	7	6
		Duration	**10min**	3min	4min	3min

Duration of Team Match	**00h29min**

	Ukraine				Turkey			
	Match			Team	Match			Team
Player Statistics	**1**	**2**	**3**	**Match**	**1**	**2**	**3**	**Match**
Points won	33	33	33	**99**	15	22	20	**57**
Biggest lead	8	7	5	**8**	-	1	3	**3**
Points won on own serve	20	15	13	**48**	12	11	6	**29**
Points lost on own serve	3	11	14	**28**	13	18	20	**51**
Most consecutive points won	8	6	8	**8**	3	3	3	**3**
Greatest deficit overcome	-	1	3	**3**	-	-	-	**-**

	Match			Team
Match/Team Match Statistics	**1**	**2**	**3**	**Match**
Longest rally (strokes)	5	9	8	**9**
Average rally	3	3	3	**3**

THU 20 JUL 2017
Start Time 17:30

Detailed Team Match Results

Hong Kong 2 - 3 Korea

Team Match No: TS21 Table: Table 8 Umpires:

Match 1			Match	1st Game	2nd Game	3rd Game
A	NG Wai Yip	HKG	**0**	5	8	7
X	**KIM Jongkuk**	**KOR**	**3**	11	11	11
		Duration	**11min**	0min	5min	6min

Match 2			Match	1st Game	2nd Game	3rd Game
B	NG Kin Sing	HKG	**0**	5	2	4
Y	**SHIN Cheoljin**	**KOR**	**3**	11	11	11
		Duration	**8min**	3min	2min	3min

Match 3			Match	1st Game	2nd Game	3rd Game	4th Game
C	**WU /**	**HKG**	**3**	4	11	11	11
Z	CHOI /	KOR	**1**	11	5	5	3
		Duration	**5min**	2min	0min	0min	3min

Match 4			Match	1st Game	2nd Game	3rd Game	4th Game	5th Game
A	**NG Wai Yip**	**HKG**	**3**	12	7	11	4	12
Y	SHIN Cheoljin	KOR	**2**	10	11	9	11	10
		Duration	**11min**	1min	1min	5min	0min	4min

Match 5			Match	1st Game	2nd Game	3rd Game	4th Game	5th Game
B	NG Kin Sing	HKG	**2**	11	13	11	6	5
X	**KIM Jongkuk**	**KOR**	**3**	7	15	5	11	11
		Duration	**27min**	4min	9min	4min	5min	5min

Duration of Team Match	**01h02min**

	Hong Kong						Korea					
	Match					Team	Match					Team
Player Statistics	**1**	**2**	**3**	**4**	**5**	**Match**	**1**	**2**	**3**	**4**	**5**	**Match**
Points won	20	11	37	46	46	**160**	33	33	24	51	49	**190**
Biggest lead	5	-	9	4	6	**9**	10	9	7	9	6	**10**
Points won on own serve	9	8	20	26	29	**92**	16	19	14	27	31	**107**
Points lost on own serve	17	14	10	24	18	**83**	11	3	15	20	17	**66**
Most consecutive points won	5	2	7	9	4	**9**	10	6	6	11	4	**11**
Greatest deficit overcome	-	-	2	7	2	**7**	5	-	-	4	4	**5**

	Match					Team
Match/Team Match Statistics	**1**	**2**	**3**	**4**	**5**	**Match**
Longest rally (strokes)	13	13	6	12	11	**13**
Average rally	2	4	2	2	3	**2**

THU 20 JUL 2017
Start Time 09:00

Detailed Team Match Results

Thailandia 0 - 3 China

Team Match No: TS2 Table: Table 3 Umpires:

Match 1			Match	1st Game	2nd Game	3rd Game
A	PRATUEANGPAIBOON Wittaya	THA	**0**	6	6	4
X	**ZHANG Chaoyue**	**CHN**	**3**	11	11	11
		Duration	**10min**	4min	3min	3min

Match 2			Match	1st Game	2nd Game	3rd Game
B	BUNPRASAN Sirisak	THA	**0**	4	4	1
Y	**WANG Cong**	**CHN**	**3**	11	11	11
		Duration	**6min**	2min	2min	2min

Duration of Team Match	**00h16min**

	Thailandia				China			
	Match			Team	Match			Team
Player Statistics	**1**	**2**	**3**	**Match**	**1**	**2**	**3**	**Match**
Points won	16	9	-	**25**	33	33	-	**66**
Biggest lead	1	2	-	**2**	8	10	-	**10**
Points won on own serve	12	6	-	**18**	20	18	-	**38**
Points lost on own serve	13	15	-	**28**	4	3	-	**7**
Most consecutive points won	2	2	-	**2**	6	11	-	**11**
Greatest deficit overcome	-	-	-	**-**	1	2	-	**2**

	Match			Team
Match/Team Match Statistics	**1**	**2**	**3**	**Match**
Longest rally (strokes)	6	9	-	**9**
Average rally	3	3	-	**3**

THU 20 JUL 2017
Start Time 09:00

Detailed Team Match Results

Austria **1 - 3** **Germany**

Team Match No: TS6 Table: Table 2 Umpires:

Match 1			Match
A	KRÄMER Christopher	AUT	**2**
X	**MECHAU Mark**	**GER**	**3**
		Duration	**0min**

Match 2			Match
B	**KRAMER Lukas**	**AUT**	**3**
Y	SCHÖLZEL Sebastian	GER	**2**
		Duration	**0min**

Match 3			Match	1st Game	2nd Game	3rd Game	4th Game	5th Game
C	STÜRMER /	AUT	**2**	10	11	3	11	7
Z	**KNOELL /**	**GER**	**3**	12	7	11	9	11
		Duration	**21min**	5min	4min	3min	5min	4min

Match 4			Match	1st Game	2nd Game	3rd Game	4th Game
A	KRÄMER Christopher	AUT	**1**	13	3	5	8
Y	**SCHÖLZEL Sebastian**	**GER**	**3**	11	11	11	11
		Duration	**16min**	5min	3min	3min	5min

Duration of Team Match	**00h37min**

	Austria					Germany				
	Match				Team	Match				Team
Player Statistics	**1**	**2**	**3**	**4**	**Match**	**1**	**2**	**3**	**4**	**Match**
Points won	-	-	42	29	**71**	-	-	50	44	**94**
Biggest lead	-	-	4	2	**4**	-	-	8	8	**8**
Points won on own serve	-	-	22	15	**37**	-	-	27	21	**48**
Points lost on own serve	-	-	23	23	**46**	-	-	20	14	**34**
Most consecutive points won	-	-	4	4	**4**	-	-	7	4	**7**
Greatest deficit overcome	-	-	1	3	**3**	-	-	2	1	**2**

	Match				Team
Match/Team Match Statistics	**1**	**2**	**3**	**4**	**Match**
Longest rally (strokes)	-	-	10	18	**18**
Average rally	-	-	4	5	**4**

THU 20 JUL 2017
Start Time 14:30

Detailed Team Match Results

China **3 - 0** Germany

Team Match No: TD10 Table: Table 3 Umpires:

Match 1			Match	1st Game	2nd Game	3rd Game
A	**WANG Cong**	**CHN**	**3**	11	11	11
X	SCHÖLZEL Sebastian	GER	**0**	7	6	5
		Duration	**9min**	3min	3min	3min

Match 2			Match	1st Game	2nd Game	3rd Game
B	**ZHANG Chaoyue**	**CHN**	**3**	11	11	11
Y	KNOELL Matthias	GER	**0**	1	2	3
		Duration	**7min**	3min	2min	2min

Match 3			Match	1st Game	2nd Game	3rd Game
C	**TIAN /**	**CHN**	**3**	11	11	11
Z	MECHAU /	GER	**0**	7	8	4
		Duration	**11min**	4min	5min	2min

Duration of Team Match	**00h27min**

	China				Germany			
	Match			Team	Match			Team
Player Statistics	**1**	**2**	**3**	**Match**	**1**	**2**	**3**	**Match**
Points won	33	33	33	**99**	18	6	19	**43**
Biggest lead	6	10	8	**10**	2	1	1	**2**
Points won on own serve	17	18	18	**53**	9	5	12	**26**
Points lost on own serve	9	1	7	**17**	16	15	15	**46**
Most consecutive points won	5	10	5	**10**	3	2	3	**3**
Greatest deficit overcome	2	1	1	**2**	-	-	-	**-**

	Match			Team
Match/Team Match Statistics	**1**	**2**	**3**	**Match**
Longest rally (strokes)	8	9	10	**10**
Average rally	4	4	3	**4**

THU 20 JUL 2017
Start Time 14:30

Detailed Team Match Results

Austria **3 - 0** Thailandia

Team Match No: TS14 Table: Table 2 Umpires:

Match 1			Match	1st Game	2nd Game	3rd Game
A	**KRAMER Lukas**	**AUT**	**3**	11	11	11
X	BUNPRASAN Sirisak	THA	**0**	4	4	5
		Duration	**8min**	3min	2min	3min

Match 2			Match	1st Game	2nd Game	3rd Game
B	**KRÄMER Christopher**	**AUT**	**3**	15	11	11
Y	PRATUEANGPAIBOON Wittaya	THA	**0**	13	8	4
		Duration	**15min**	7min	5min	3min

Duration of Team Match	**00h23min**

	Austria				Thailandia			
	Match			Team	Match			Team
Player Statistics	**1**	**2**	**3**	**Match**	**1**	**2**	**3**	**Match**
Points won	33	37	-	**70**	13	25	-	**38**
Biggest lead	7	7	-	**7**	1	1	-	**1**
Points won on own serve	19	22	-	**41**	9	16	-	**25**
Points lost on own serve	4	9	-	**13**	14	15	-	**29**
Most consecutive points won	5	4	-	**5**	3	3	-	**3**
Greatest deficit overcome	1	1	-	**1**	-	-	-	**-**

	Match			Team
Match/Team Match Statistics	**1**	**2**	**3**	**Match**
Longest rally (strokes)	8	11	-	**11**
Average rally	3	4	-	**4**

THU 20 JUL 2017
Start Time 17:30

Detailed Team Match Results

Austria 0 - 3 China

Team Match No: TD18 Table: Table 3 Umpires:

Match 1			Match	1st Game	2nd Game	3rd Game
A	KRAMER Lukas	AUT	**0**	6	4	3
X	**TIAN Jiping**	**CHN**	**3**	11	11	11
		Duration	**7min**	1min	3min	3min

Match 2			Match	1st Game	2nd Game	3rd Game
B	KRÄMER Christopher	AUT	**0**	7	3	6
Y	**WANG Cong**	**CHN**	**3**	11	11	11
		Duration	**8min**	3min	2min	3min

Match 3			Match	1st Game	2nd Game	3rd Game	4th Game
C	STÜRMER /	AUT	**1**	9	7	12	8
Z	**XU /**	**CHN**	**3**	11	11	10	11
		Duration	**14min**	3min	3min	4min	4min

Duration of Team Match	**00h29min**

	Austria					China				
	Match				Team	Match				Team
Player Statistics	**1**	**2**	**3**	**4**	**Match**	**1**	**2**	**3**	**4**	**Match**
Points won	13	16	36	-	**65**	33	33	43	-	**109**
Biggest lead	1	2	2	-	**2**	9	8	4	-	**9**
Points won on own serve	6	10	19	-	**35**	17	19	24	-	**60**
Points lost on own serve	16	14	19	-	**49**	7	6	17	-	**30**
Most consecutive points won	5	3	4	-	**5**	9	10	5	-	**10**
Greatest deficit overcome	-	-	1	-	**1**	1	2	2	-	**2**

	Match				Team
Match/Team Match Statistics	**1**	**2**	**3**	**4**	**Match**
Longest rally (strokes)	12	7	10	-	**12**
Average rally	4	3	4	-	**4**

THU 20 JUL 2017
Start Time 17:30

Detailed Team Match Results

Thailandia 1 - 3 Germany

Team Match No: TS22 Table: Table 2 Umpires:

Match 1			Match	1st Game	2nd Game	3rd Game	4th Game
A	**PRATUEANGPAIBOON Wittaya**	**THA**	**3**	11	8	11	11
X	SCHÖLZEL Sebastian	GER	**1**	7	11	9	4
		Duration	**16min**	4min	4min	5min	3min

Match 2			Match	1st Game	2nd Game	3rd Game
B	BUNPRASAN Sirisak	THA	**0**	1	1	2
Y	**MECHAU Mark**	**GER**	**3**	11	11	11
		Duration	**8min**	2min	2min	4min

Match 3			Match	1st Game	2nd Game	3rd Game
C	_ /	THA	**0**	0	0	0
Z	**KNOELL /**	**GER**	**3**	11	11	11
		Duration	**0min**	0min	0min	0min

Match 4			Match	1st Game	2nd Game	3rd Game
A	PRATUEANGPAIBOON Wittaya	THA	**0**	2	6	4
Y	**MECHAU Mark**	**GER**	**3**	11	11	11
		Duration	**7min**	1min	3min	3min

Duration of Team Match	**00h31min**

	Thailandia				Germany			
	Match			Team	Match			Team
Player Statistics	**1**	**2**	**3**	**Match**	**1**	**2**	**3**	**Match**
Points won	41	4	-	**57**	31	33	33	**130**
Biggest lead	7	-	-	**7**	4	10	11	**11**
Points won on own serve	23	3	-	**34**	18	17	18	**71**
Points lost on own serve	13	16	15	**59**	18	1	-	**23**
Most consecutive points won	4	2	-	**4**	3	9	11	**11**
Greatest deficit overcome	1	-	-	**1**	1	-	-	**1**

	Match			Team
Match/Team Match Statistics	**1**	**2**	**3**	**Match**
Longest rally (strokes)	18	10	-	**18**
Average rally	4	4	-	**3**

THU 20 JUL 2017
Start Time 09:00

Detailed Team Match Results

Lithuania **3 - 0** Poland

Team Match No: TD3 Table: Table 7 Umpires:

Match 1			Match	1st Game	2nd Game	3rd Game
A	**JUCHNA Gintautas**	**LTU**	**3**	11	11	11
X	NOWAK Grzegorz	POL	**0**	6	2	5
		Duration	**7min**	2min	2min	3min

Match 2			Match	1st Game	2nd Game	3rd Game
B	**TAKINAS Deividas**	**LTU**	**3**	11	11	11
Y	SZELIGA Adrian	POL	**0**	6	5	9
		Duration	**11min**	3min	3min	5min

Match 3			Match	1st Game	2nd Game	3rd Game
C	**ZIZIUNAS /**	**LTU**	**3**	11	11	11
Z	PIETA /	POL	**0**	9	9	6
		Duration	**13min**	4min	5min	4min

Duration of Team Match	**00h31min**

	Lithuania				Poland			
	Match			Team	Match			Team
Player Statistics	**1**	**2**	**3**	**Match**	**1**	**2**	**3**	**Match**
Points won	33	33	33	**99**	13	20	24	**57**
Biggest lead	9	6	5	**9**	2	2	4	**4**
Points won on own serve	18	18	17	**53**	8	11	13	**32**
Points lost on own serve	5	9	11	**25**	15	15	14	**44**
Most consecutive points won	7	4	6	**7**	3	4	4	**4**
Greatest deficit overcome	2	2	4	**4**	-	-	-	**-**

	Match			Team
Match/Team Match Statistics	**1**	**2**	**3**	**Match**
Longest rally (strokes)	5	8	10	**10**
Average rally	3	4	2	**3**

THU 20 JUL 2017
Start Time 09:00

Detailed Team Match Results

Bulgaria 1 - 3 Kazakhstan

Team Match No: TS7 Table: Table 5 Umpires:

Match 1			Match	1st Game	2nd Game	3rd Game	4th Game
A	KOLEV Petar Veselinov	BUL	**1**	11	7	12	8
X	**DANIYAROV Gaip**	**KAZ**	**3**	5	11	14	11
		Duration	**17min**	3min	4min	6min	4min

Match 2			Match	1st Game	2nd Game	3rd Game	4th Game
B	**HASAN Halit Mehmed**	**BUL**	**3**	5	12	11	11
Y	ISKENDIROV Daniyar	KAZ	**1**	11	10	7	7
		Duration	**13min**	0min	5min	4min	4min

Match 3			Match	1st Game	2nd Game	3rd Game	4th Game
C	NEDEV /	BUL	**1**	10	6	11	6
Z	**KONKUBAYEV /**	**KAZ**	**3**	12	11	7	11
		Duration	**14min**	4min	3min	4min	3min

Match 4			Match	1st Game	2nd Game	3rd Game	4th Game	5th Game
A	KOLEV Petar Veselinov	BUL	**2**	9	11	9	11	9
Y	**ISKENDIROV Daniyar**	**KAZ**	**3**	11	9	11	8	11
		Duration	**21min**	4min	4min	4min	4min	5min

Duration of Team Match	**01h05min**

	Bulgaria						Kazakhstan					
	Match					Team	Match					Team
Player Statistics	**1**	**2**	**3**	**4**	**5**	**Match**	**1**	**2**	**3**	**4**	**5**	**Match**
Points won	38	39	33	49	-	**159**	41	35	41	50	-	**167**
Biggest lead	6	5	4	4	-	**6**	4	6	7	4	-	**7**
Points won on own serve	20	22	16	30	-	**88**	23	20	20	31	-	**94**
Points lost on own serve	18	15	21	19	-	**73**	18	17	17	19	-	**71**
Most consecutive points won	5	5	6	4	-	**6**	3	5	5	4	-	**5**
Greatest deficit overcome	1	2	4	2	-	**4**	3	-	2	1	-	**3**

	Match					Team
Match/Team Match Statistics	**1**	**2**	**3**	**4**	**5**	**Match**
Longest rally (strokes)	15	12	10	15	-	**15**
Average rally	4	4	4	4	-	**4**

THU 20 JUL 2017
Start Time 14:30

Detailed Team Match Results

Lithuania **3 - 0** Kazakhstan

Team Match No: Table: Umpires:

	Lithuania		Kazakhstan	
	Game	**Team**	**Game**	**Team**
Player Statistics	**1**	**Match**	**1**	**Match**
Points won	-	**-**	-	**-**
Biggest lead	-	**-**	-	**-**
Points won on own serve	-	**-**	-	**-**
Points lost on own serve	-	**-**	-	**-**
Most consecutive points won	-	**-**	-	**-**
Greatest deficit overcome	-	**-**	-	**-**

	Game	**Team**
Match/Team Match Statistics	**1**	**Match**
Longest rally (strokes)	-	**-**
Average rally	-	**-**

LEGEND
MS Men's Single **MT** Men's Team **WS** Women's Single **WT** Women's Team

Note: "*" server. The "Greatest deficit overcome" only applies when the player ends up winning the game.

THU 20 JUL 2017
Start Time 14:30

Detailed Team Match Results

Poland **2 - 3** **Bulgaria**

Team Match No: TD15 Table: Table 5 Umpires:

Match 1			**Match**	**1st Game**	**2nd Game**	**3rd Game**	**4th Game**
A	SZELIGA Adrian	POL	**1**	11	9	10	6
X	**KOLEV Petar Veselinov**	**BUL**	**3**	9	11	12	11
		Duration	**18min**	2min	5min	7min	4min

Match 2			**Match**	**1st Game**	**2nd Game**	**3rd Game**
B	RUTOWSKI Marek Jan	POL	**0**	2	6	4
Y	**HASAN Halit Mehmed**	**BUL**	**3**	11	11	11
		Duration	**9min**	2min	4min	3min

Match 3			**Match**	**1st Game**	**2nd Game**	**3rd Game**
C	**PIETA** /	**POL**	**3**	11	11	11
Z	NEDEV /	BUL	**0**	3	9	9
		Duration	**14min**	3min	5min	6min

Duration of Team Match	**00h41min**

	Poland				Bulgaria			
	Match			**Team**	**Match**			**Team**
Player Statistics	**1**	**2**	**3**	**Match**	**1**	**2**	**3**	**Match**
Points won	36	12	33	**81**	43	33	21	**97**
Biggest lead	4	2	8	**8**	6	10	2	**10**
Points won on own serve	22	8	19	**49**	25	19	14	**58**
Points lost on own serve	18	14	7	**39**	14	4	14	**32**
Most consecutive points won	5	2	8	**8**	6	10	3	**10**
Greatest deficit overcome	2	-	2	**2**	3	2	-	**3**

	Match			**Team**
Match/Team Match Statistics	**1**	**2**	**3**	**Match**
Longest rally (strokes)	18	11	7	**18**
Average rally	4	4	3	**4**

THU 20 JUL 2017
Start Time 17:30

Detailed Team Match Results

Bulgaria 0 - 3 Lithuania

Team Match No: TD19 Table: Table 7 Umpires:

Match 1			Match
A	KOLEV Petar Veselinov	BUL	2
X	**TAKINAS Deividas**	**LTU**	3
		Duration	0min

Match 2			Match
B	NEDEV Ivan Dimitrov	BUL	0
Y	**JUCHNA Gintautas**	**LTU**	3
		Duration	0min

Match 3			Match
C	HASAN /	BUL	0
Z	**NARKEVICIUS /**	**LTU**	3
		Duration	0min

Duration of Team Match	00h00min

Player Statistics	Bulgaria Team Match	Lithuania Team Match
Points won	-	-
Biggest lead	-	-
Points won on own serve	-	-
Points lost on own serve	-	-
Most consecutive points won	-	-
Greatest deficit overcome	-	-

Match/Team Match Statistics	Team Match
Longest rally (strokes)	-
Average rally	-

THU 20 JUL 2017
Start Time 17:30

Detailed Team Match Results

Poland **0 - 3** **Kazakhstan**

Team Match No: TD23 Table: Table 5 Umpires:

Match 1			Match	1st Game	2nd Game	3rd Game	4th Game
A	SZELIGA Adrian	POL	**1**	3	8	11	6
X	**KONKUBAYEV Kanat**	**KAZ**	**3**	11	11	5	11
		Duration	**13min**	2min	4min	3min	4min

Match 2			Match	1st Game	2nd Game	3rd Game
B	NOWAK Grzegorz	POL	**0**	5	4	5
Y	**DANIYAROV Gaip**	**KAZ**	**3**	11	11	11
		Duration	**9min**	3min	3min	3min

Match 3			Match	1st Game	2nd Game	3rd Game
C	RUTOWSKI /	POL	**0**	6	8	7
Z	**ISKENDIROV /**	**KAZ**	**3**	11	11	11
		Duration	**12min**	3min	5min	4min

Duration of Team Match	**00h34min**

	Poland				Kazakhstan			
	Match			Team	Match			Team
Player Statistics	**1**	**2**	**3**	**Match**	**1**	**2**	**3**	**Match**
Points won	28	14	21	**63**	38	33	33	**104**
Biggest lead	6	-	2	**6**	8	8	7	**8**
Points won on own serve	17	11	11	**39**	22	20	18	**60**
Points lost on own serve	16	13	15	**44**	11	3	10	**24**
Most consecutive points won	6	2	4	**6**	5	7	7	**7**
Greatest deficit overcome	-	-	-	**-**	1	-	2	**2**

	Match			Team
Match/Team Match Statistics	**1**	**2**	**3**	**Match**
Longest rally (strokes)	11	13	11	**13**
Average rally	3	4	4	**4**

THU 20 JUL 2017
Start Time 09:00

Detailed Team Match Results

Hungary	0 - 3	Chinese Taipei

Team Match No: TD4 Table: Table 4 Umpires:

Match 1			Match	1st Game	2nd Game	3rd Game
A	BENCSIK Gergely	HUN	**0**	5	5	6
X	**WANG Yi-Hsiang**	**TPE**	**3**	11	11	11
		Duration	**9min**	3min	3min	3min

Match 2			Match	1st Game	2nd Game	3rd Game
B	MAKAI Akos Emil	HUN	**0**	7	3	4
Y	**YANG Jung-Tsung**	**TPE**	**3**	11	11	11
		Duration	**7min**	3min	2min	2min

Match 3			Match	1st Game	2nd Game	3rd Game
C	SZALAI /	HUN	**0**	2	9	6
Z	**KUO /**	**TPE**	**3**	11	11	11
		Duration	**5min**	1min	2min	2min

Duration of Team Match	**00h21min**

	Hungary				Chinese Taipei			
	Match			Team	Match			Team
Player Statistics	**1**	**2**	**3**	**Match**	**1**	**2**	**3**	**Match**
Points won	16	14	17	**47**	33	33	33	**99**
Biggest lead	2	3	1	**3**	7	8	9	**9**
Points won on own serve	10	7	10	**27**	18	16	19	**53**
Points lost on own serve	15	17	14	**46**	6	7	7	**20**
Most consecutive points won	2	3	5	**5**	7	11	5	**11**
Greatest deficit overcome	-	-	-	**-**	2	3	1	**3**

	Match			Team
Match/Team Match Statistics	**1**	**2**	**3**	**Match**
Longest rally (strokes)	6	9	14	**14**
Average rally	3	4	4	**3**

THU 20 JUL 2017
Start Time 09:00

Detailed Team Match Results

Russia **3 - 1** Czech Republic

Team Match No: Table: Umpires:

Player Statistics	Russia Game 1	Russia Team Match	Czech Republic Game 1	Czech Republic Team Match
Points won	-	-	-	-
Biggest lead	-	-	-	-
Points won on own serve	-	-	-	-
Points lost on own serve	-	-	-	-
Most consecutive points won	-	-	-	-
Greatest deficit overcome	-	-	-	-

Match/Team Match Statistics	Game 1	Team Match
Longest rally (strokes)	-	-
Average rally	-	-

LEGEND
MS Men's Single **MT** Men's Team **WS** Women's Single **WT** Women's Team

Note: "*" server. The "Greatest deficit overcome" only applies when the player ends up winning the game.

THU 20 JUL 2017
Start Time 14:30

Detailed Team Match Results

Chinese Taipei **3 - 1** Russia

Team Match No: TS12 Table: Table 4 Umpires:

Match 1			Match	1st Game	2nd Game	3rd Game
A	**YANG Jung-Tsung**	**TPE**	**3**	11	11	11
X	PISHCHUK Dmitry Olegovich	RUS	**0**	7	5	6
		Duration	**9min**	3min	3min	3min

Match 2			Match	1st Game	2nd Game	3rd Game
B	**WANG Yi-Hsiang**	**TPE**	**3**	11	11	11
Y	ASTAFYEV Egor	RUS	**0**	5	8	9
		Duration	**12min**	3min	5min	4min

Match 3			Match	1st Game	2nd Game	3rd Game	4th Game	5th Game
C	LU /	TPE	**2**	6	11	11	11	7
Z	**SUYNALIEV /**	**RUS**	**3**	11	7	13	9	11
		Duration	**31min**	4min	6min	9min	6min	6min

Match 4			Match	1st Game	2nd Game	3rd Game
A	**YANG Jung-Tsung**	**TPE**	**3**	11	11	11
Y	ASTAFYEV Egor	RUS	**0**	5	8	6
		Duration	**8min**	2min	3min	3min

Duration of Team Match	**01h00min**

	Chinese Taipei				Russia			
	Match			Team	Match			Team
Player Statistics	**1**	**2**	**3**	**Match**	**1**	**2**	**3**	**Match**
Points won	33	33	46	**145**	18	22	51	**110**
Biggest lead	6	6	5	**6**	2	2	5	**5**
Points won on own serve	20	17	21	**76**	14	11	23	**59**
Points lost on own serve	4	11	28	**51**	13	16	25	**69**
Most consecutive points won	8	5	4	**8**	3	4	5	**5**
Greatest deficit overcome	2	2	3	**3**	-	-	1	**1**

	Match			Team
Match/Team Match Statistics	**1**	**2**	**3**	**Match**
Longest rally (strokes)	13	11	18	**18**
Average rally	4	4	5	**4**

THU 20 JUL 2017
Start Time 14:30

Detailed Team Match Results

YANG Jung-Tsung (TPE) **3 - 0** PISHCHUK Dmitry Olegovich (RUS)

Match 1		Match	1st Game	2nd Game	3rd Game
YANG Jung-Tsung	**TPE**	**3**	11	11	11
PISHCHUK Dmitry Olegovich	RUS	**0**	7	5	6
	Duration	**9min**	3min	3min	3min

Team Match No: TS12 Table: Table 4 Umpires:

	YANG Jung-Tsung (TPE)				PISHCHUK Dmitry Olegovich (RUS)			
	Game			Match	Game			Match
Player Statistics	**1**	**2**	**3**		**1**	**2**	**3**	
Points won	11	11	11	**33**	7	5	6	**18**
Biggest lead	4	6	5	**6**	1	2	1	**2**
Points won on own serve	7	6	7	**20**	6	3	5	**14**
Points lost on own serve	1	2	1	**4**	4	5	4	**13**
Most consecutive points won	3	8	4	**8**	2	2	3	**3**
Greatest deficit overcome	1	2	1	**2**	-	-	-	**-**
Handedness/Grip								

	Game			Match
Match/Team Match Statistics	**1**	**2**	**3**	
Longest rally (strokes)	10	8	13	**13**
Average rally	4	4	5	**4**

Game Progress

1	**YANG Jung-Tsung (TPE)**	0	*1	2	*3	5	*6	8	*8	10	**11**
	PISHCHUK Dmitry Olegovich (RUS)	*0	1	*2	3	*3	4	*4	6	*6	**7**
2	**YANG Jung-Tsung (TPE)**	*0	1	*2	3	*3	5	*7	9	**11**	
	PISHCHUK Dmitry Olegovich (RUS)	0	*1	2	*3	5	*5	5	*5	**5**	
3	**YANG Jung-Tsung (TPE)**	0	*1	3	*3	4	*5	7	*8	10	**11**
	PISHCHUK Dmitry Olegovich (RUS)	*0	1	*1	3	*4	5	*5	6	*6	**6**

THU 20 JUL 2017
Start Time 14:30

Detailed Team Match Results

WANG Yi-Hsiang (TPE) **3 - 0** ASTAFYEV Egor (RUS)

Match 2		**Match**	**1st Game**	**2nd Game**	**3rd Game**
WANG Yi-Hsiang	**TPE**	**3**	11	11	11
ASTAFYEV Egor	RUS	**0**	5	8	9
	Duration	**12min**	3min	5min	4min

Team Match No: TS12 Table: Table 4 Umpires:

	WANG Yi-Hsiang (TPE)				ASTAFYEV Egor (RUS)			
	Game			**Match**	**Game**			**Match**
Player Statistics	**1**	**2**	**3**		**1**	**2**	**3**	
Points won	11	11	11	**33**	5	8	9	**22**
Biggest lead	6	3	5	**6**	-	2	1	**2**
Points won on own serve	6	5	6	**17**	3	3	5	**11**
Points lost on own serve	2	5	4	**11**	5	6	5	**16**
Most consecutive points won	5	5	4	**5**	1	2	4	**4**
Greatest deficit overcome	-	2	1	**2**	-	-	-	**-**
Handedness/Grip								

	Game			**Match**
Match/Team Match Statistics	**1**	**2**	**3**	
Longest rally (strokes)	6	9	11	**11**
Average rally	4	4	4	**4**

Game Progress

1	**WANG Yi-Hsiang (TPE)**	0	*1	2	*3	4	*6	8	*9	**11**		
	ASTAFYEV Egor (RUS)	*0	1	*2	3	*4	4	*4	5	**5**		
2	**WANG Yi-Hsiang (TPE)**	*0	1	*2	3	*4	4	*5	7	*9	10	**11**
	ASTAFYEV Egor (RUS)	0	*1	2	*3	4	*6	7	*7	7	*8	**8**
3	**WANG Yi-Hsiang (TPE)**	0	*1	2	*4	6	*7	8	*9	10	*10	**11**
	ASTAFYEV Egor (RUS)	*0	1	*2	2	*2	3	*4	5	*6	8	**9**

THU 20 JUL 2017
Start Time 14:30

Detailed Team Match Results

LU Shih-Chieh (TPE) **2 - 3** **SUYNALIEV Asilbek (RUS)**

Match 3		**Match**	**1st Game**	**2nd Game**	**3rd Game**	**4th Game**	**5th Game**
LU /	TPE	**2**	6	11	11	11	7
SUYNALIEV /	**RUS**	**3**	11	7	13	9	11
	Duration	**31min**	4min	6min	9min	6min	6min

Team Match No: TD12 Table: Table 4 Umpires:

	LU Shih-Chieh (TPE)						SUYNALIEV Asilbek (RUS)					
	Game					Match	Game					Match
Player Statistics	**1**	**2**	**3**	**4**	**5**		**1**	**2**	**3**	**4**	**5**	
Points won	6	11	11	11	7	**46**	11	7	13	9	11	**51**
Biggest lead	-	5	1	2	-	**5**	5	-	2	3	4	**5**
Points won on own serve	3	4	5	5	4	**21**	5	3	6	4	5	**23**
Points lost on own serve	6	4	7	5	6	**28**	3	7	6	6	3	**25**
Most consecutive points won	3	4	3	4	2	**4**	4	5	3	3	4	**5**
Greatest deficit overcome	-	-	-	3	-	**3**	-	-	1	-	-	**1**
Handedness/Grip	-						-					

	Game					Match
Match/Team Match Statistics	**1**	**2**	**3**	**4**	**5**	
Longest rally (strokes)	9	18	10	14	14	**18**
Average rally	5	6	5	5	4	**5**

Game Progress

1	LU Shih-Chieh (TPE)	*0	0	*1	1	*2	4	*4	5	*6	**6**					
	SUYNALIEV Asilbek (RUS)	0	*2	3	*5	6	*6	8	*9	10	**11**					
2	**LU Shih-Chieh (TPE)**	0	*2	3	*5	6	*6	6	*7	9	**11**					
	SUYNALIEV Asilbek (RUS)	*0	0	*1	1	*2	4	*6	7	*7	**7**					
3	LU Shih-Chieh (TPE)	*0	1	*1	3	*4	5	*6	6	*7	8	*10	10	*11	11	**11**
	SUYNALIEV Asilbek (RUS)	0	*1	3	*3	4	*5	6	*8	9	*10	10	*11	11	*12	**13**
4	**LU Shih-Chieh (TPE)**	0	*0	1	*2	4	*5	5	*7	8	*10	**11**				
	SUYNALIEV Asilbek (RUS)	*0	2	*3	4	*4	5	*7	7	*8	8	**9**				
5	LU Shih-Chieh (TPE)	*0	1	*1	3	*3	3	*5	5	*6	**7**					
	SUYNALIEV Asilbek (RUS)	0	*1	3	*3	5	*7	7	*9	10	**11**					

THU 20 JUL 2017
Start Time 14:30

Detailed Team Match Results

YANG Jung-Tsung (TPE) **3 - 0** ASTAFYEV Egor (RUS)

Match 4		Match	1st Game	2nd Game	3rd Game
YANG Jung-Tsung	**TPE**	**3**	11	11	11
ASTAFYEV Egor	RUS	**0**	5	8	6
	Duration	**8min**	2min	3min	3min

Team Match No: TS12 Table: Table 4 Umpires:

	YANG Jung-Tsung (TPE)				ASTAFYEV Egor (RUS)			
	Game			Match	Game			Match
Player Statistics	**1**	**2**	**3**		**1**	**2**	**3**	
Points won	11	11	11	**33**	5	8	6	**19**
Biggest lead	6	3	5	**6**	-	1	-	**1**
Points won on own serve	7	5	6	**18**	4	3	4	**11**
Points lost on own serve	1	5	2	**8**	4	6	5	**15**
Most consecutive points won	6	3	4	**6**	3	2	3	**3**
Greatest deficit overcome	-	1	-	**1**	-	-	-	**-**
Handedness/Grip								

	Game			Match
Match/Team Match Statistics	**1**	**2**	**3**	
Longest rally (strokes)	8	10	7	**10**
Average rally	3	4	4	**4**

Game Progress

1	**YANG Jung-Tsung (TPE)**	0	*1	3	*5	7	*7	8	*9	**11**		
	ASTAFYEV Egor (RUS)	*0	1	*1	1	*1	3	*4	5	**5**		
2	**YANG Jung-Tsung (TPE)**	*0	1	*2	3	*4	5	*6	7	*9	10	**11**
	ASTAFYEV Egor (RUS)	0	*1	2	*3	4	*5	6	*7	7	*8	**8**
3	**YANG Jung-Tsung (TPE)**	0	*2	3	*4	6	*6	7	*8	10	**11**	
	ASTAFYEV Egor (RUS)	*0	0	*1	2	*2	4	*5	6	*6	**6**	

LEGEND
MS Men's Single **MT** Men's Team **WS** Women's Single **WT** Women's Team

Note: "*" server. The "Greatest deficit overcome" only applies when the player ends up winning the game.

THU 20 JUL 2017
Start Time 14:30

Detailed Team Match Results

Czech Republic 3 - 2 Hungary

Team Match No: TD16 Table: Table 9 Umpires:

Match 1			Match	1st Game	2nd Game	3rd Game
A	**KRATOCHVIL Michal**	**CZE**	**3**	11	11	11
X	SZALAI Bela	HUN	**0**	6	5	5
		Duration	**0min**	0min	0min	0min

Match 2			Match	1st Game	2nd Game	3rd Game	4th Game	5th Game	6th Game
B	MATOUS Roman	CZE	**3**	6	8	12	11	4	7
Y	**BENCSIK Gergely**	**HUN**	**3**	0	11	10	8	11	11
		Duration	**0min**	0min	0min	0min	0min	0min	0min

Match 3			Match	1st Game	2nd Game	3rd Game
C	**HELUS /**	**CZE**	**3**	11	11	11
Z	MAKAI /	HUN	**0**	7	7	4
		Duration	**7min**	1min	3min	3min

Duration of Team Match	**00h07min**

	Czech Republic				Hungary			
	Match			Team	Match			Team
Player Statistics	**1**	**2**	**3**	**Match**	**1**	**2**	**3**	**Match**
Points won	33	48	33	**114**	16	51	18	**85**
Biggest lead	9	8	7	**9**	5	10	4	**10**
Points won on own serve	16	23	17	**56**	7	25	10	**42**
Points lost on own serve	9	26	8	**43**	17	25	16	**58**
Most consecutive points won	11	12	7	**12**	6	11	4	**11**
Greatest deficit overcome	5	10	4	**10**	-	8	-	**8**

	Match			Team
Match/Team Match Statistics	**1**	**2**	**3**	**Match**
Longest rally (strokes)	-	-	7	**7**
Average rally	-	-	2	**1**

THU 20 JUL 2017
Start Time 17:30

Detailed Team Match Results

Chinese Taipei **3 - 0** Czech Republic

Team Match No: TD20 Table: Table 4 Umpires:

Match 1			Match	1st Game	2nd Game	3rd Game
A	**YANG Jung-Tsung**	**TPE**	**3**	11	11	11
X	MATOUS Roman	CZE	**0**	1	3	4
		Duration	**5min**	1min	2min	2min

Match 2			Match	1st Game	2nd Game	3rd Game	4th Game
B	**WANG Yi-Hsiang**	**TPE**	**3**	9	11	11	12
Y	KRATOCHVIL Michal	CZE	**1**	11	9	6	10
		Duration	**19min**	4min	5min	4min	6min

Match 3			Match	1st Game	2nd Game	3rd Game
C	**KUO /**	**TPE**	**3**	11	11	11
Z	HELUS /	CZE	**0**	2	7	8
		Duration	**10min**	2min	4min	4min

Duration of Team Match	**00h34min**

	Chinese Taipei				Czech Republic			
	Match			Team	Match			Team
Player Statistics	**1**	**2**	**3**	**Match**	**1**	**2**	**3**	**Match**
Points won	33	43	33	**109**	8	36	17	**61**
Biggest lead	10	5	9	**10**	1	4	3	**4**
Points won on own serve	15	30	19	**64**	3	26	11	**40**
Points lost on own serve	5	10	6	**21**	18	13	14	**45**
Most consecutive points won	9	6	7	**9**	1	6	4	**6**
Greatest deficit overcome	1	4	3	**4**	-	3	-	**3**

	Match			Team
Match/Team Match Statistics	**1**	**2**	**3**	**Match**
Longest rally (strokes)	8	8	5	**8**
Average rally	3	3	3	**3**

THU 20 JUL 2017
Start Time 17:30

Detailed Team Match Results

Hungary 0 - 3 Russia

Team Match No: TD24 Table: Table 9 Umpires:

Match 1			Match	1st Game	2nd Game	3rd Game
A	BENCSIK Gergely	HUN	**0**	3	7	2
X	**SUYNALIEV Asilbek**	**RUS**	**3**	11	11	11
		Duration	**7min**	1min	4min	2min

Match 2			Match
B	SZALAI Bela	HUN	**0**
Y	**PISHCHUK Dmitry Olegovich**	**RUS**	**3**
		Duration	**0min**

Match 3			Match	1st Game	2nd Game	3rd Game
C	MAKAI /	HUN	**0**	9	7	4
Z	**CHULKOV /**	**RUS**	**3**	11	11	11
		Duration	**7min**	2min	3min	2min

Duration of Team Match	**00h14min**

	Hungary				Russia			
	Match			Team	Match			Team
Player Statistics	**1**	**2**	**3**	**Match**	**1**	**2**	**3**	**Match**
Points won	12	-	20	**32**	33	-	33	**66**
Biggest lead	2	-	2	**2**	9	-	7	**9**
Points won on own serve	2	-	12	**14**	12	-	18	**30**
Points lost on own serve	21	-	15	**36**	10	-	8	**18**
Most consecutive points won	2	-	2	**2**	6	-	4	**6**
Greatest deficit overcome	-	-	-	**-**	2	-	2	**2**

	Match			Team
Match/Team Match Statistics	**1**	**2**	**3**	**Match**
Longest rally (strokes)	9	-	7	**9**
Average rally	4	-	2	**3**

THU 20 JUL 2017
Start Time 17:30

Detailed Team Match Results

BENCSIK Gergely (HUN) **0 - 3** **SUYNALIEV Asilbek (RUS)**

Match 1		**Match**	**1st Game**	**2nd Game**	**3rd Game**
BENCSIK Gergely	HUN	**0**	3	7	2
SUYNALIEV Asilbek	**RUS**	**3**	11	11	11
	Duration	**7min**	1min	4min	2min

Team Match No: TS24 Table: Table 9 Umpires:

	BENCSIK Gergely (HUN)				SUYNALIEV Asilbek (RUS)			
	Game			Match	Game			Match
Player Statistics	**1**	**2**	**3**		**1**	**2**	**3**	
Points won	3	7	2	**12**	11	11	11	**33**
Biggest lead	-	2	-	**2**	8	4	9	**9**
Points won on own serve	2	-	-	**2**	5	3	4	**12**
Points lost on own serve	6	8	7	**21**	1	7	2	**10**
Most consecutive points won	2	2	1	**2**	5	6	5	**6**
Greatest deficit overcome	-	-	-	**-**	-	2	-	**2**
Handedness/Grip								

	Game			Match
Match/Team Match Statistics	**1**	**2**	**3**	
Longest rally (strokes)	7	9	8	**9**
Average rally	1	5	5	**4**

Game Progress

1	BENCSIK Gergely (HUN)	*0	0	*0	1	*2	2	*2	**3**			
	SUYNALIEV Asilbek (RUS)	0	*2	4	*5	6	*8	10	**11**			
2	BENCSIK Gergely (HUN)	0	*2	2	*2	2	*4	4	*6	6	**7**	
	SUYNALIEV Asilbek (RUS)	*0	0	*2	4	*6	6	*8	8	*10	**11**	
3	BENCSIK Gergely (HUN)	*0	0	*1	1	*2	2	*2	**2**			
	SUYNALIEV Asilbek (RUS)	0	*2	3	*5	6	*8	10	**11**			

THU 20 JUL 2017
Start Time 17:30

Detailed Team Match Results

SZALAI Bela (HUN) **0 - 3** **PISHCHUK Dmitry Olegovich (RUS)**

Match 2		**Match**
SZALAI Bela	HUN	**0**
PISHCHUK Dmitry Olegovich	**RUS**	**3**
	Duration	**0min**

Team Match No: TS24 Table: Table 9 Umpires:

THU 20 JUL 2017
Start Time 17:30

Detailed Team Match Results

MAKAI Akos Emil (HUN) **0 - 3** **CHULKOV Vitaly (RUS)**

Match 3		**Match**	**1st Game**	**2nd Game**	**3rd Game**
MAKAI /	HUN	**0**	9	7	4
CHULKOV /	**RUS**	**3**	11	11	11
	Duration	**7min**	2min	3min	2min

Team Match No: TD24 Table: Table 9 Umpires:

	MAKAI Akos Emil (HUN)				**CHULKOV Vitaly (RUS)**			
	Game			**Match**	**Game**			**Match**
Player Statistics	**1**	**2**	**3**		**1**	**2**	**3**	
Points won	9	7	4	**20**	11	11	11	**33**
Biggest lead	2	2	1	**2**	2	4	7	**7**
Points won on own serve	5	6	1	**12**	6	7	5	**18**
Points lost on own serve	5	4	6	**15**	4	1	3	**8**
Most consecutive points won	2	2	1	**2**	3	3	4	**4**
Greatest deficit overcome	-	-	-	**-**	2	2	1	**2**
Handedness/Grip	-				-			

	Game			**Match**
Match/Team Match Statistics	**1**	**2**	**3**	
Longest rally (strokes)	6	7	6	**7**
Average rally	2	2	3	**2**

Game Progress

1	MAKAI Akos Emil (HUN)	0	*1	2	*3	5	*6	6	*7	8	*8	**9**
	CHULKOV Vitaly (RUS)	*0	1	*2	3	*3	4	*6	7	*8	10	**11**
2	MAKAI Akos Emil (HUN)	*0	2	*2	3	*3	5	*5	6	*7	**7**	
	CHULKOV Vitaly (RUS)	0	*0	2	*3	5	*5	7	*8	9	**11**	
3	MAKAI Akos Emil (HUN)	0	*1	1	*2	2	*3	4	*4	**4**		
	CHULKOV Vitaly (RUS)	*0	1	*3	4	*6	7	*8	10	**11**		

LEGEND
MS Men's Single **MT** Men's Team **WS** Women's Single **WT** Women's Team

Note: "*" server. The "Greatest deficit overcome" only applies when the player ends up winning the game.

FRI 21 JUL 2017
Start Time 09:00

Detailed Team Match Results

Kazakhstan **3 - 1** Korea

Team Match No: TS25 Table: Table 5 Umpires:

Match 1			Match	1st Game	2nd Game	3rd Game	4th Game	5th Game
A	**DANIYAROV Gaip**	**KAZ**	**3**	11	11	14	9	11
X	KIM Jongkuk	KOR	**2**	1	4	16	11	5
		Duration	**34min**	3min	4min	11min	7min	9min

Match 2			Match	1st Game	2nd Game	3rd Game	4th Game
B	KONKUBAYEV Kanat	KAZ	**1**	8	9	11	7
Y	**SHIN Cheoljin**	**KOR**	**3**	11	11	4	11
		Duration	**17min**	4min	5min	3min	5min

Match 3			Match	1st Game	2nd Game	3rd Game	4th Game	5th Game
C	**ISKENDIROV /**	**KAZ**	**3**	11	11	8	5	11
Z	CHOI /	KOR	**2**	9	6	11	11	8
		Duration	**21min**	5min	4min	4min	3min	5min

Match 4			Match	1st Game	2nd Game	3rd Game	4th Game	5th Game
A	**DANIYAROV Gaip**	**KAZ**	**3**	13	14	7	10	11
Y	SHIN Cheoljin	KOR	**2**	11	12	11	12	6
		Duration	**32min**	7min	8min	5min	7min	5min

Duration of Team Match	**01h44min**

	Kazakhstan						Korea					
	Match					Team	Match					Team
Player Statistics	**1**	**2**	**3**	**4**	**5**	**Match**	**1**	**2**	**3**	**4**	**5**	**Match**
Points won	56	35	46	55	-	**192**	37	37	45	52	-	**171**
Biggest lead	10	7	5	5	-	**10**	5	4	6	5	-	**6**
Points won on own serve	36	15	22	28	-	**101**	26	16	21	28	-	**91**
Points lost on own serve	11	21	24	24	-	**80**	20	20	24	27	-	**91**
Most consecutive points won	7	4	4	5	-	**7**	3	4	6	5	-	**6**
Greatest deficit overcome	-	-	1	1	-	**1**	2	1	1	3	-	**3**

	Match					Team
Match/Team Match Statistics	**1**	**2**	**3**	**4**	**5**	**Match**
Longest rally (strokes)	9	15	8	13	-	**15**
Average rally	4	4	3	4	-	**4**

FRI 21 JUL 2017
Start Time 09:00

Detailed Team Match Results

Germany 0 - 3 Chinese Taipei

Team Match No: TD26 Table: Table 4 Umpires:

Match 1			Match	1st Game	2nd Game	3rd Game	4th Game
A	MECHAU Mark	GER	**1**	11	7	6	8
X	**YANG Jung-Tsung**	**TPE**	**3**	6	11	11	11
		Duration	**16min**	3min	4min	5min	4min

Match 2			Match	1st Game	2nd Game	3rd Game
B	SCHÖLZEL Sebastian	GER	**0**	3	8	4
Y	**WANG Yi-Hsiang**	**TPE**	**3**	11	11	11
		Duration	**9min**	2min	4min	3min

Match 3			Match	1st Game	2nd Game	3rd Game	4th Game
C	KNOELL /	GER	**1**	6	2	11	5
Z	**KUO /**	**TPE**	**3**	11	11	4	11
		Duration	**12min**	3min	2min	3min	4min

Duration of Team Match	**00h37min**

	Germany					Chinese Taipei				
	Match				Team	Match				Team
Player Statistics	**1**	**2**	**3**	**4**	**Match**	**1**	**2**	**3**	**4**	**Match**
Points won	32	15	24	-	**71**	39	33	37	-	**109**
Biggest lead	5	2	7	-	**7**	6	8	9	-	**9**
Points won on own serve	20	7	14	-	**41**	23	17	21	-	**61**
Points lost on own serve	16	16	16	-	**48**	12	8	10	-	**30**
Most consecutive points won	3	3	5	-	**5**	4	5	6	-	**6**
Greatest deficit overcome	-	-	-	-	**-**	1	2	-	-	**2**

	Match				Team
Match/Team Match Statistics	**1**	**2**	**3**	**4**	**Match**
Longest rally (strokes)	13	7	8	-	**13**
Average rally	3	3	3	-	**3**

FRI 21 JUL 2017
Start Time 09:00

Detailed Team Match Results

Ukraine 1 - 3 Lithuania

Team Match No: TS27 Table: Table 9 Umpires:

Match 1			Match	1st Game	2nd Game	3rd Game
A	**ZAKLADNYI Gennadii**	**UKR**	**3**	11	11	11
X	TAKINAS Deividas	LTU	**0**	7	6	9
		Duration	**10min**	3min	3min	4min

Match 2			Match	1st Game	2nd Game	3rd Game
B	KUZMENKO Grygorii	UKR	**0**	5	5	1
Y	**JUCHNA Gintautas**	**LTU**	**3**	11	11	11
		Duration	**9min**	3min	3min	3min

Match 3			Match	1st Game	2nd Game	3rd Game	4th Game	5th Game
C	YAKOVENKO /	UKR	**2**	8	11	11	7	8
Z	**ZIZIUNAS /**	**LTU**	**3**	11	6	8	11	11
		Duration	**21min**	4min	4min	5min	4min	4min

Match 4			Match	1st Game	2nd Game	3rd Game	4th Game
A	ZAKLADNYI Gennadii	UKR	**1**	5	11	9	6
Y	**JUCHNA Gintautas**	**LTU**	**3**	11	8	11	11
		Duration	**14min**	3min	4min	4min	3min

Duration of Team Match	**00h54min**

	Ukraine					Lithuania				
	Match				Team	Match				Team
Player Statistics	**1**	**2**	**3**	**4**	**Match**	**1**	**2**	**3**	**4**	**Match**
Points won	33	11	45	31	**120**	22	33	47	41	**143**
Biggest lead	5	-	5	4	**5**	1	10	5	6	**10**
Points won on own serve	15	8	27	16	**66**	10	19	28	22	**79**
Points lost on own serve	12	14	19	19	**64**	18	3	18	15	**54**
Most consecutive points won	5	2	4	3	**5**	2	10	7	4	**10**
Greatest deficit overcome	1	-	2	-	**2**	-	-	4	1	**4**

	Match				Team
Match/Team Match Statistics	**1**	**2**	**3**	**4**	**Match**
Longest rally (strokes)	9	8	7	9	**9**
Average rally	4	3	3	4	**4**

FRI 21 JUL 2017
Start Time 09:00

Detailed Team Match Results

China **3 - 0** Russia

Team Match No: TD28 Table: Table 8 Umpires:

Match 1			Match	1st Game	2nd Game	3rd Game
A	**WANG Cong**	**CHN**	**3**	11	11	11
X	CHULKOV Vitaly	RUS	**0**	5	8	6
		Duration	**7min**	2min	3min	2min

Match 2			Match	1st Game	2nd Game	3rd Game
B	**ZHANG Chaoyue**	**CHN**	**3**	11	11	11
Y	SUYNALIEV Asilbek	RUS	**0**	7	7	7
		Duration	**15min**	5min	5min	5min

Match 3			Match	1st Game	2nd Game	3rd Game
C	**TIAN /**	**CHN**	**3**	11	11	11
Z	PISHCHUK /	RUS	**0**	7	6	8
		Duration	**11min**	4min	3min	4min

Duration of Team Match	**00h33min**

	China				Russia			
	Match			Team	Match			Team
Player Statistics	**1**	**2**	**3**	**Match**	**1**	**2**	**3**	**Match**
Points won	33	33	33	**99**	19	21	21	**61**
Biggest lead	6	6	5	**6**	3	1	4	**4**
Points won on own serve	18	18	18	**54**	11	13	11	**35**
Points lost on own serve	8	8	10	**26**	15	15	15	**45**
Most consecutive points won	9	4	4	**9**	3	3	4	**4**
Greatest deficit overcome	3	1	4	**4**	-	-	-	**-**

	Match			Team
Match/Team Match Statistics	**1**	**2**	**3**	**Match**
Longest rally (strokes)	11	13	11	**13**
Average rally	4	5	4	**4**

FRI 21 JUL 2017
Start Time 09:00

Detailed Team Match Results

WANG Cong (CHN) **3 - 0** CHULKOV Vitaly (RUS)

Match 1		Match	1st Game	2nd Game	3rd Game
WANG Cong	**CHN**	**3**	11	11	11
CHULKOV Vitaly	RUS	**0**	5	8	6
	Duration	**7min**	2min	3min	2min

Team Match No: TS28 Table: Table 8 Umpires:

	WANG Cong (CHN)				CHULKOV Vitaly (RUS)			
	Game			Match	Game			Match
Player Statistics	**1**	**2**	**3**		**1**	**2**	**3**	
Points won	11	11	11	**33**	5	8	6	**19**
Biggest lead	6	3	5	**6**	3	2	2	**3**
Points won on own serve	6	7	5	**18**	3	5	3	**11**
Points lost on own serve	2	3	3	**8**	5	4	6	**15**
Most consecutive points won	9	4	3	**9**	3	3	2	**3**
Greatest deficit overcome	3	2	2	**3**	-	-	-	**-**
Handedness/Grip								

	Game			Match
Match/Team Match Statistics	**1**	**2**	**3**	
Longest rally (strokes)	7	11	11	**11**
Average rally	3	4	4	**4**

Game Progress

1	**WANG Cong (CHN)**	0	*1	2	*2	3	*5	7	*9	**11**		
	CHULKOV Vitaly (RUS)	*0	1	*2	4	*5	5	*5	5	**5**		
2	**WANG Cong (CHN)**	*0	1	*1	3	*4	5	*6	8	*9	10	**11**
	CHULKOV Vitaly (RUS)	0	*1	3	*3	4	*5	6	*6	7	*8	**8**
3	**WANG Cong (CHN)**	0	*0	2	*3	4	*6	7	*9	10	**11**	
	CHULKOV Vitaly (RUS)	*0	2	*2	3	*4	4	*5	5	*6	**6**	

FRI 21 JUL 2017
Start Time 09:00

Detailed Team Match Results

ZHANG Chaoyue (CHN) **3 - 0** SUYNALIEV Asilbek (RUS)

Match 2		Match	1st Game	2nd Game	3rd Game
ZHANG Chaoyue	**CHN**	**3**	11	11	11
SUYNALIEV Asilbek	RUS	**0**	7	7	7
	Duration	**15min**	5min	5min	5min

Team Match No: TS28 Table: Table 8 Umpires:

	ZHANG Chaoyue (CHN)				SUYNALIEV Asilbek (RUS)			
	Game			Match	Game			Match
Player Statistics	**1**	**2**	**3**		**1**	**2**	**3**	
Points won	11	11	11	**33**	7	7	7	**21**
Biggest lead	6	4	4	**6**	-	1	1	**1**
Points won on own serve	6	7	5	**18**	5	4	4	**13**
Points lost on own serve	2	3	3	**8**	5	4	6	**15**
Most consecutive points won	4	4	4	**4**	3	2	3	**3**
Greatest deficit overcome	-	1	1	**1**	-	-	-	**-**
Handedness/Grip								

	Game			Match
Match/Team Match Statistics	**1**	**2**	**3**	
Longest rally (strokes)	8	13	8	**13**
Average rally	4	6	4	**5**

Game Progress

1	**ZHANG Chaoyue (CHN)**	0	*1	3	*4	5	*7	9	*9	10	**11**
	SUYNALIEV Asilbek (RUS)	*0	1	*1	2	*3	3	*3	5	*6	**7**
2	**ZHANG Chaoyue (CHN)**	*0	1	*2	4	*4	5	*6	7	*9	**11**
	SUYNALIEV Asilbek (RUS)	0	*1	2	*2	4	*5	6	*7	7	**7**
3	**ZHANG Chaoyue (CHN)**	0	*1	3	*3	4	*6	7	*8	9	**11**
	SUYNALIEV Asilbek (RUS)	*0	1	*1	3	*4	4	*5	6	*7	**7**

FRI 21 JUL 2017
Start Time 09:00

Detailed Team Match Results

TIAN Jiping (CHN) **3 - 0** PISHCHUK Dmitry Olegovich (RUS)

Match 3		Match	1st Game	2nd Game	3rd Game
TIAN /	**CHN**	**3**	11	11	11
PISHCHUK /	RUS	**0**	7	6	8
	Duration	**11min**	4min	3min	4min

Team Match No: TD28 Table: Table 8 Umpires:

	TIAN Jiping (CHN)				PISHCHUK Dmitry Olegovich (RUS)			
	Game			Match	Game			Match
Player Statistics	**1**	**2**	**3**		**1**	**2**	**3**	
Points won	11	11	11	**33**	7	6	8	**21**
Biggest lead	5	5	3	**5**	-	-	4	**4**
Points won on own serve	9	4	5	**18**	6	2	3	**11**
Points lost on own serve	1	4	5	**10**	2	7	6	**15**
Most consecutive points won	3	3	4	**4**	3	2	4	**4**
Greatest deficit overcome	-	-	4	**4**	-	-	-	**-**
Handedness/Grip	-				-			

	Game			Match
Match/Team Match Statistics	**1**	**2**	**3**	
Longest rally (strokes)	11	8	9	**11**
Average rally	4	4	4	**4**

Game Progress

1	**TIAN Jiping (CHN)**	*0	2	*2	4	*5	7	*8	9	*9	**11**
	PISHCHUK Dmitry Olegovich (RUS)	0	*0	2	*2	3	*3	4	*5	7	**7**
2	**TIAN Jiping (CHN)**	0	*1	3	*4	5	*7	7	*9	10	**11**
	PISHCHUK Dmitry Olegovich (RUS)	*0	1	*1	2	*3	3	*5	5	*6	**6**
3	**TIAN Jiping (CHN)**	*0	0	*0	2	*4	4	*6	8	*9	10	**11**
	PISHCHUK Dmitry Olegovich (RUS)	0	*2	4	*4	4	*6	6	*6	7	*8	**8**

LEGEND
MS Men's Single **MT** Men's Team **WS** Women's Single **WT** Women's Team

Note: "*" server. The "Greatest deficit overcome" only applies when the player ends up winning the game.

FRI 21 JUL 2017
Start Time 13:00

Detailed Team Match Results

Kazakhstan **0 - 3** **Chinese Taipei**

Team Match No: TD33 Table: Table 1 Umpires:

Match 1			**Match**	**1st Game**	**2nd Game**	**3rd Game**	**4th Game**
A	DANIYAROV Gaip	KAZ	**1**	2	12	10	1
X	**YANG Jung-Tsung**	**TPE**	**3**	11	10	12	11
		Duration	**15min**	2min	5min	6min	2min

Match 2			**Match**	**1st Game**	**2nd Game**	**3rd Game**
B	ISKENDIROV Daniyar	KAZ	**0**	6	6	3
Y	**WANG Yi-Hsiang**	**TPE**	**3**	11	11	11
		Duration	**8min**	3min	3min	2min

Match 3			**Match**	**1st Game**	**2nd Game**	**3rd Game**	**4th Game**
C	KONKUBAYEV /	KAZ	**1**	7	6	13	8
Z	**KUO /**	**TPE**	**3**	11	11	11	11
		Duration	**19min**	3min	4min	6min	6min

Duration of Team Match	**00h42min**

	Kazakhstan					Chinese Taipei				
	Match				**Team**	**Match**				**Team**
Player Statistics	**1**	**2**	**3**	**4**	**Match**	**1**	**2**	**3**	**4**	**Match**
Points won	25	15	34	-	**74**	44	33	44	-	**121**
Biggest lead	3	2	3	-	**3**	10	8	5	-	**10**
Points won on own serve	14	9	16	-	**39**	24	17	21	-	**62**
Points lost on own serve	20	16	23	-	**59**	11	6	18	-	**35**
Most consecutive points won	3	2	4	-	**4**	10	6	6	-	**10**
Greatest deficit overcome	1	-	2	-	**2**	2	2	3	-	**3**

	Match				**Team**
Match/Team Match Statistics	**1**	**2**	**3**	**4**	**Match**
Longest rally (strokes)	16	8	9	-	**16**
Average rally	5	4	4	-	**4**

FRI 21 JUL 2017
Start Time 13:00

Detailed Team Match Results

Lithuania **0 - 3** **China**

Team Match No: TD34 Table: Table 2 Umpires:

Match 1			Match	1st Game	2nd Game	3rd Game	4th Game	5th Game
A	JUCHNA Gintautas	LTU	**2**	11	11	5	4	8
X	**ZHANG Chaoyue**	**CHN**	**3**	2	9	11	11	11
		Duration	**18min**	2min	5min	3min	3min	5min

Match 2			Match	1st Game	2nd Game	3rd Game
B	TAKINAS Deividas	LTU	**0**	7	9	5
Y	**WANG Cong**	**CHN**	**3**	11	11	11
		Duration	**10min**	4min	4min	2min

Match 3			Match	1st Game	2nd Game	3rd Game
C	ZIZIUNAS /	LTU	**0**	7	4	5
Z	**TIAN /**	**CHN**	**3**	11	11	11
		Duration	**10min**	4min	3min	3min

Duration of Team Match	**00h38min**

	Lithuania				China			
	Match			Team	Match			Team
Player Statistics	**1**	**2**	**3**	**Match**	**1**	**2**	**3**	**Match**
Points won	39	21	16	**76**	44	33	33	**110**
Biggest lead	9	5	2	**9**	7	6	7	**7**
Points won on own serve	24	10	11	**45**	26	15	20	**61**
Points lost on own serve	18	18	13	**49**	15	11	5	**31**
Most consecutive points won	5	3	2	**5**	4	7	5	**7**
Greatest deficit overcome	3	-	-	**3**	1	5	2	**5**

	Match			Team
Match/Team Match Statistics	**1**	**2**	**3**	**Match**
Longest rally (strokes)	10	8	10	**10**
Average rally	3	4	3	**3**

FRI 21 JUL 2017
Start Time 18:00

Detailed Team Match Results

Chinese Taipei	1 - 3	China

Team Match No: TS41 Table: Table 1 Umpires:

Match 1			Match	1st Game	2nd Game	3rd Game
A	**YANG Jung-Tsung**	**TPE**	**3**	11	11	11
X	ZHANG Chaoyue	CHN	**0**	7	6	5
		Duration	**12min**	4min	4min	4min

Match 2			Match	1st Game	2nd Game	3rd Game	4th Game
B	WANG Yi-Hsiang	TPE	**1**	3	9	11	5
Y	**WANG Cong**	**CHN**	**3**	11	11	4	11
		Duration	**19min**	3min	6min	5min	5min

Match 3			Match	1st Game	2nd Game	3rd Game	4th Game
C	KUO /	TPE	**1**	4	11	5	7
Z	**TIAN /**	**CHN**	**3**	11	8	11	11
		Duration	**20min**	3min	6min	5min	6min

Match 4			Match	1st Game	2nd Game	3rd Game
A	YANG Jung-Tsung	TPE	**0**	7	3	7
Y	**WANG Cong**	**CHN**	**3**	11	11	11
		Duration	**12min**	4min	3min	5min

Duration of Team Match	**01h03min**

	Chinese Taipei				China			
	Match			Team	Match			Team
Player Statistics	**1**	**2**	**3**	**Match**	**1**	**2**	**3**	**Match**
Points won	33	28	27	**105**	18	37	41	**129**
Biggest lead	6	7	5	**7**	1	8	7	**8**
Points won on own serve	20	13	11	**54**	12	16	19	**64**
Points lost on own serve	6	21	22	**65**	13	15	16	**51**
Most consecutive points won	4	5	4	**5**	3	7	4	**7**
Greatest deficit overcome	1	1	-	**1**	-	1	2	**2**

	Match			Team
Match/Team Match Statistics	**1**	**2**	**3**	**Match**
Longest rally (strokes)	9	15	12	**15**
Average rally	4	4	4	**4**

FRI 21 JUL 2017
Start Time 11:00

Detailed Team Match Results

Poland 0 - 3 Hong Kong

Team Match No: TD29 Table: Table 3 Umpires:

Match 1			Match	1st Game	2nd Game	3rd Game	4th Game
A	SZELIGA Adrian	POL	**1**	3	10	11	8
X	**WU Ho Ting**	**HKG**	**3**	11	12	5	11
		Duration	**17min**	3min	6min	4min	4min

Match 2			Match	1st Game	2nd Game	3rd Game
B	NOWAK Grzegorz	POL	**0**	5	7	5
Y	**NG Wai Yip**	**HKG**	**3**	11	11	11
		Duration	**9min**	3min	3min	3min

Match 3			Match	1st Game	2nd Game	3rd Game	4th Game
C	RUTOWSKI /	POL	**1**	11	7	10	6
Z	**NG /**	**HKG**	**3**	9	11	12	11
		Duration	**18min**	4min	4min	6min	4min

Duration of Team Match	**00h44min**

	Poland					Hong Kong				
	Match				Team	Match				Team
Player Statistics	**1**	**2**	**3**	**4**	**Match**	**1**	**2**	**3**	**4**	**Match**
Points won	32	17	34	-	**83**	39	33	43	-	**115**
Biggest lead	6	1	4	-	**6**	8	8	5	-	**8**
Points won on own serve	21	12	20	-	**53**	25	21	26	-	**72**
Points lost on own serve	14	12	17	-	**43**	11	5	14	-	**30**
Most consecutive points won	4	3	4	-	**4**	7	6	5	-	**7**
Greatest deficit overcome	-	-	3	-	**3**	3	1	4	-	**4**

	Match				Team
Match/Team Match Statistics	**1**	**2**	**3**	**4**	**Match**
Longest rally (strokes)	12	12	15	-	**15**
Average rally	4	4	4	-	**4**

FRI 21 JUL 2017
Start Time 11:00

Detailed Team Match Results

Thailandia 0 - 3 Czech Republic

Team Match No: Table: Umpires:

Player Statistics	Thailandia Game 1	Thailandia Team Match	Czech Republic Game 1	Czech Republic Team Match
Points won	-	-	-	-
Biggest lead	-	-	-	-
Points won on own serve	-	-	-	-
Points lost on own serve	-	-	-	-
Most consecutive points won	-	-	-	-
Greatest deficit overcome	-	-	-	-

Match/Team Match Statistics	Game 1	Team Match
Longest rally (strokes)	-	-
Average rally	-	-

LEGEND
MS Men's Single **MT** Men's Team **WS** Women's Single **WT** Women's Team

Note: "*" server. The "Greatest deficit overcome" only applies when the player ends up winning the game.

FRI 21 JUL 2017
Start Time 11:00

Detailed Team Match Results

Turkey	0 - 3	Bulgaria

Team Match No: TD31 Table: Table 7 Umpires:

Match 1			Match	1st Game	2nd Game	3rd Game	4th Game
A	TIMUCIN Avni	TUR	**1**	5	11	8	7
X	**KOLEV Petar Veselinov**	**BUL**	**3**	11	7	11	11
		Duration	**15min**	3min	3min	4min	5min

Match 2			Match	1st Game	2nd Game	3rd Game
B	OLCAS Garip	TUR	**0**	8	9	4
Y	**HASAN Halit Mehmed**	**BUL**	**3**	11	11	11
		Duration	**7min**	0min	4min	3min

Match 3			Match	1st Game	2nd Game	3rd Game	4th Game
C	ERDOGAN /	TUR	**1**	9	5	11	8
Z	**NEDEV /**	**BUL**	**3**	11	11	6	11
		Duration	**18min**	6min	3min	4min	5min

Duration of Team Match	**00h40min**

	Turkey					Bulgaria				
	Match				Team	Match				Team
Player Statistics	**1**	**2**	**3**	**4**	**Match**	**1**	**2**	**3**	**4**	**Match**
Points won	31	21	33	-	**85**	40	33	39	-	**112**
Biggest lead	4	7	5	-	**7**	6	7	6	-	**7**
Points won on own serve	20	13	19	-	**52**	23	20	22	-	**65**
Points lost on own serve	17	13	17	-	**47**	11	8	14	-	**33**
Most consecutive points won	3	8	6	-	**8**	5	10	6	-	**10**
Greatest deficit overcome	-	-	2	-	**2**	4	7	5	-	**7**

	Match				Team
Match/Team Match Statistics	**1**	**2**	**3**	**4**	**Match**
Longest rally (strokes)	15	13	8	-	**15**
Average rally	5	3	3	-	**4**

FRI 21 JUL 2017
Start Time 11:00

Detailed Team Match Results

Hungary	0 - 3	Austria

Team Match No: TD32 Table: Table 5 Umpires:

Match 1			Match	1st Game	2nd Game	3rd Game	4th Game
A	BENCSIK Gergely	HUN	**1**	2	11	2	9
X	**KRÄMER Christopher**	**AUT**	**3**	11	8	11	11
		Duration	**14min**	1min	5min	3min	5min

Match 2			Match	1st Game	2nd Game	3rd Game
B	SZALAI Bela	HUN	**0**	8	7	6
Y	**KRAMER Lukas**	**AUT**	**3**	11	11	11
		Duration	**7min**	2min	2min	3min

Match 3			Match	1st Game	2nd Game	3rd Game
C	MAKAI /	HUN	**0**	4	5	9
Z	**STÜRMER /**	**AUT**	**3**	11	11	11
		Duration	**6min**	1min	2min	3min

Duration of Team Match	**00h27min**

	Hungary				Austria			
	Match			Team	Match			Team
Player Statistics	**1**	**2**	**3**	**Match**	**1**	**2**	**3**	**Match**
Points won	24	21	18	**63**	41	33	33	**107**
Biggest lead	3	3	1	**3**	10	6	7	**10**
Points won on own serve	13	14	10	**37**	22	20	17	**59**
Points lost on own serve	19	13	16	**48**	11	7	8	**26**
Most consecutive points won	5	3	3	**5**	10	5	7	**10**
Greatest deficit overcome	3	-	-	**3**	1	3	1	**3**

	Match			Team
Match/Team Match Statistics	**1**	**2**	**3**	**Match**
Longest rally (strokes)	8	7	11	**11**
Average rally	3	3	4	**3**

FRI 21 JUL 2017
Start Time 13:00

Detailed Team Match Results

Korea **3 - 1** Germany

Team Match No: TS35 Table: Table 3 Umpires:

Match 1			Match	1st Game	2nd Game	3rd Game	4th Game
A	**KIM Jongkuk**	**KOR**	**3**	11	11	6	11
X	MECHAU Mark	GER	**1**	8	7	11	7
		Duration	**19min**	5min	5min	4min	5min

Match 2			Match	1st Game	2nd Game	3rd Game	4th Game
B	**SHIN Cheoljin**	**KOR**	**3**	11	7	11	11
Y	SCHÖLZEL Sebastian	GER	**1**	5	11	7	7
		Duration	**13min**	3min	4min	3min	3min

Match 3			Match	1st Game	2nd Game	3rd Game
C	JEON /	KOR	**0**	3	5	2
Z	**KNOELL /**	**GER**	**3**	11	11	11
		Duration	**8min**	2min	3min	3min

Match 4			Match	1st Game	2nd Game	3rd Game
A	**KIM Jongkuk**	**KOR**	**3**	11	11	11
Y	SCHÖLZEL Sebastian	GER	**0**	9	6	6
		Duration	**16min**	6min	5min	5min

Duration of Team Match	**00h56min**

	Korea				Germany			
	Match			Team	Match			Team
Player Statistics	**1**	**2**	**3**	**Match**	**1**	**2**	**3**	**Match**
Points won	39	40	10	**122**	33	30	33	**117**
Biggest lead	5	6	1	**6**	5	4	9	**9**
Points won on own serve	19	23	6	**64**	17	19	19	**65**
Points lost on own serve	16	11	14	**52**	20	17	4	**58**
Most consecutive points won	5	6	3	**6**	5	6	7	**7**
Greatest deficit overcome	3	2	-	**3**	2	2	1	**2**

	Match			Team
Match/Team Match Statistics	**1**	**2**	**3**	**Match**
Longest rally (strokes)	12	12	11	**12**
Average rally	4	4	4	**4**

FRI 21 JUL 2017
Start Time 13:00

Detailed Team Match Results

Ukraine **3 - 0** Russia

Team Match No: TD36 Table: Table 7 Umpires:

Match 1			Match	1st Game	2nd Game	3rd Game	4th Game
A	**ZAKLADNYI Gennadii**	**UKR**	**3**	11	9	11	11
X	PISHCHUK Dmitry Olegovich	RUS	**1**	5	11	6	4
		Duration	**14min**	3min	4min	4min	3min

Match 2			Match	1st Game	2nd Game	3rd Game	4th Game	5th Game
B	**KUZMENKO Grygorii**	**UKR**	**3**	11	8	8	11	11
Y	ASTAFYEV Egor	RUS	**2**	5	11	11	7	5
		Duration	**22min**	3min	5min	4min	5min	5min

Match 3			Match	1st Game	2nd Game	3rd Game	4th Game	5th Game
C	**VELIIEV /**	**UKR**	**3**	11	11	10	5	5
Z	SUYNALIEV /	RUS	**2**	3	7	12	11	3
		Duration	**16min**	2min	4min	6min	4min	0min

Duration of Team Match	**00h52min**

	Ukraine						Russia					
	Match					Team	Match					Team
Player Statistics	**1**	**2**	**3**	**4**	**5**	**Match**	**1**	**2**	**3**	**4**	**5**	**Match**
Points won	42	49	42	-	-	**133**	26	39	36	-	-	**101**
Biggest lead	7	6	8	-	-	**8**	3	3	6	-	-	**6**
Points won on own serve	21	24	24	-	-	**69**	13	18	21	-	-	**52**
Points lost on own serve	13	21	15	-	-	**49**	21	25	18	-	-	**64**
Most consecutive points won	7	7	9	-	-	**9**	4	5	4	-	-	**5**
Greatest deficit overcome	-	3	1	-	-	**3**	-	2	-	-	-	**2**

	Match					Team
Match/Team Match Statistics	**1**	**2**	**3**	**4**	**5**	**Match**
Longest rally (strokes)	10	12	17	-	-	**17**
Average rally	4	4	5	-	-	**4**

FRI 21 JUL 2017
Start Time 13:00

Detailed Team Match Results

ZAKLADNYI Gennadii (UKR) **3 - 1** PISHCHUK Dmitry Olegovich (RUS)

Match 1		**Match**	**1st Game**	**2nd Game**	**3rd Game**	**4th Game**
ZAKLADNYI Gennadii	**UKR**	**3**	11	9	11	11
PISHCHUK Dmitry Olegovich	RUS	**1**	5	11	6	4
	Duration	**14min**	3min	4min	4min	3min

Team Match No: TS36 Table: Table 7 Umpires:

	ZAKLADNYI Gennadii (UKR)					PISHCHUK Dmitry Olegovich (RUS)				
	Game				**Match**	**Game**				**Match**
Player Statistics	**1**	**2**	**3**	**4**		**1**	**2**	**3**	**4**	
Points won	11	9	11	11	**42**	5	11	6	4	**26**
Biggest lead	7	-	5	7	**7**	-	3	-	-	**3**
Points won on own serve	5	4	5	7	**21**	2	5	3	3	**13**
Points lost on own serve	3	6	3	1	**13**	6	5	6	4	**21**
Most consecutive points won	7	2	4	5	**7**	4	2	3	2	**4**
Greatest deficit overcome	-	-	-	-	**-**	-	-	-	-	**-**
Handedness/Grip										

	Game				**Match**
Match/Team Match Statistics	**1**	**2**	**3**	**4**	
Longest rally (strokes)	8	10	7	9	**10**
Average rally	4	4	4	4	**4**

Game Progress

1	**ZAKLADNYI Gennadii (UKR)**	0	*2	4	*6	7	*7	8	*10	**11**		
	PISHCHUK Dmitry Olegovich (RUS)	*0	0	*0	0	*1	3	*4	4	**5**		
2	ZAKLADNYI Gennadii (UKR)	*0	0	*2	3	*3	4	*5	6	*7	8	**9**
	PISHCHUK Dmitry Olegovich (RUS)	0	*2	2	*3	5	*6	7	*8	9	*10	**11**
3	**ZAKLADNYI Gennadii (UKR)**	0	*2	4	*5	5	*6	8	*9	10	**11**	
	PISHCHUK Dmitry Olegovich (RUS)	*0	0	*0	1	*3	4	*4	5	*6	**6**	
4	**ZAKLADNYI Gennadii (UKR)**	*0	2	*2	4	*6	7	*8	10	**11**		
	PISHCHUK Dmitry Olegovich (RUS)	0	*0	2	*2	2	*3	4	*4	**4**		

FRI 21 JUL 2017
Start Time 13:00

Detailed Team Match Results

KUZMENKO Grygorii (UKR) **3 - 2** ASTAFYEV Egor (RUS)

Match 2		Match	1st Game	2nd Game	3rd Game	4th Game	5th Game
KUZMENKO Grygorii	**UKR**	**3**	11	8	8	11	11
ASTAFYEV Egor	RUS	**2**	5	11	11	7	5
	Duration	**22min**	3min	5min	4min	5min	5min

Team Match No: TS36 Table: Table 7 Umpires:

	KUZMENKO Grygorii (UKR)						ASTAFYEV Egor (RUS)					
	Game					Match	Game					Match
Player Statistics	**1**	**2**	**3**	**4**	**5**		**1**	**2**	**3**	**4**	**5**	
Points won	11	8	8	11	11	**49**	5	11	11	7	5	**39**
Biggest lead	6	2	2	4	6	**6**	3	3	3	-	-	**3**
Points won on own serve	7	3	3	6	5	**24**	4	4	5	3	2	**18**
Points lost on own serve	1	7	6	4	3	**21**	4	5	5	5	6	**25**
Most consecutive points won	7	2	3	3	4	**7**	3	2	5	2	2	**5**
Greatest deficit overcome	3	-	-	-	-	**3**	-	2	2	-	-	**2**
Handedness/Grip												

	Game					Match
Match/Team Match Statistics	**1**	**2**	**3**	**4**	**5**	
Longest rally (strokes)	8	10	12	7	11	**12**
Average rally	4	5	4	4	5	**4**

Game Progress

1	**KUZMENKO Grygorii (UKR)**	0	*0	1	*2	4	*5	7	*9	**11**		
	ASTAFYEV Egor (RUS)	*0	2	*3	4	*4	5	*5	5	**5**		
2	KUZMENKO Grygorii (UKR)	*0	1	*3	3	*4	5	*6	6	*7	8	**8**
	ASTAFYEV Egor (RUS)	0	*1	1	*3	4	*5	6	*8	9	*10	**11**
3	KUZMENKO Grygorii (UKR)	0	*1	2	*4	4	*5	7	*7	7	*8	**8**
	ASTAFYEV Egor (RUS)	*0	1	*2	2	*4	5	*5	7	*9	10	**11**
4	**KUZMENKO Grygorii (UKR)**	*0	1	*3	4	*5	6	*7	8	*9	**11**	
	ASTAFYEV Egor (RUS)	0	*1	1	*2	3	*4	5	*6	7	**7**	
5	**KUZMENKO Grygorii (UKR)**	0	*2	2	*3	5	*7	8	*9	**11**		
	ASTAFYEV Egor (RUS)	*0	0	*2	3	*3	3	*4	5	**5**		

FRI 21 JUL 2017
Start Time 13:00

Detailed Team Match Results

VELIIEV Anton (UKR) **3 - 2** SUYNALIEV Asilbek (RUS)

Match 3		Match	1st Game	2nd Game	3rd Game	4th Game	5th Game
VELIIEV /	**UKR**	**3**	11	11	10	5	5
SUYNALIEV /	RUS	**2**	3	7	12	11	3
	Duration	**16min**	2min	4min	6min	4min	0min

Team Match No: TD36 Table: Table 7 Umpires:

	VELIIEV Anton (UKR)						SUYNALIEV Asilbek (RUS)					
	Game					Match	Game					Match
Player Statistics	**1**	**2**	**3**	**4**	**5**		**1**	**2**	**3**	**4**	**5**	
Points won	11	11	10	5	5	**42**	3	7	12	11	3	**36**
Biggest lead	8	4	-	-	4	**8**	1	1	5	6	-	**6**
Points won on own serve	5	8	6	2	3	**24**	2	5	7	5	2	**21**
Points lost on own serve	1	2	5	6	1	**15**	6	3	4	3	2	**18**
Most consecutive points won	9	3	4	2	4	**9**	2	2	4	3	3	**4**
Greatest deficit overcome	1	1	-	-	-	**1**	-	-	-	-	-	**-**
Handedness/Grip	-						-					

	Game					Match
Match/Team Match Statistics	**1**	**2**	**3**	**4**	**5**	
Longest rally (strokes)	8	12	12	12	17	**17**
Average rally	4	4	5	5	8	**5**

Game Progress

1	**VELIIEV Anton (UKR)**	0	*1	2	*3	5	*7	9	**11**					
	SUYNALIEV Asilbek (RUS)	*0	1	*2	3	*3	3	*3	**3**					
2	**VELIIEV Anton (UKR)**	*0	1	*2	4	*4	6	*7	9	*10	**11**			
	SUYNALIEV Asilbek (RUS)	0	*1	2	*2	4	*4	5	*5	6	**7**			
3	VELIIEV Anton (UKR)	0	*0	0	*1	2	*3	4	*6	8	*8	10	*10	**10**
	SUYNALIEV Asilbek (RUS)	*0	2	*4	5	*6	7	*8	8	*8	10	*10	11	**12**
4	VELIIEV Anton (UKR)	*0	0	*1	1	*2	3	*4	5	**5**				
	SUYNALIEV Asilbek (RUS)	0	*2	3	*5	6	*7	8	*9	**11**				
5	**VELIIEV Anton (UKR)**	0	*2	4	*4	**5**								
	SUYNALIEV Asilbek (RUS)	*0	0	*0	2	**3**								

LEGEND
MS Men's Single **MT** Men's Team **WS** Women's Single **WT** Women's Team

Note: "*" server. The "Greatest deficit overcome" only applies when the player ends up winning the game.

FRI 21 JUL 2017
Start Time 16:00

Detailed Team Match Results

Korea 2 - 3 Ukraine

Team Match No: TS43 Table: Table 3 Umpires:

Match 1			Match	1st Game	2nd Game	3rd Game
A	SHIN Cheoljin	KOR	**0**	9	8	8
X	**ZAKLADNYI Gennadii**	**UKR**	**3**	11	11	11
		Duration	**12min**	4min	4min	4min

Match 2			Match	1st Game	2nd Game	3rd Game	4th Game
B	KIM Jongkuk	KOR	**1**	9	8	11	9
Y	**KUZMENKO Grygorii**	**UKR**	**3**	11	11	7	11
		Duration	**26min**	6min	7min	5min	8min

Match 3			Match	1st Game	2nd Game	3rd Game
C	**CHOI /**	**KOR**	**3**	11	12	11
Z	YAKOVENKO /	UKR	**0**	8	10	7
		Duration	**13min**	4min	5min	4min

Match 4			Match	1st Game	2nd Game	3rd Game	4th Game	5th Game
A	**SHIN Cheoljin**	**KOR**	**3**	11	11	6	9	11
Y	KUZMENKO Grygorii	UKR	**2**	4	9	11	11	6
		Duration	**24min**	3min	6min	4min	6min	5min

Match 5			Match	1st Game	2nd Game	3rd Game
B	KIM Jongkuk	KOR	**0**	6	8	7
X	**ZAKLADNYI Gennadii**	**UKR**	**3**	11	11	11
		Duration	**13min**	3min	5min	5min

Duration of Team Match	**01h28min**

	Korea				Ukraine			
	Match			Team	Match			Team
Player Statistics	**1**	**2**	**3**	**Match**	**1**	**2**	**3**	**Match**
Points won	25	37	34	**165**	33	40	25	**172**
Biggest lead	2	6	4	**7**	6	4	4	**6**
Points won on own serve	17	22	18	**93**	21	23	12	**95**
Points lost on own serve	12	17	13	**77**	8	15	16	**72**
Most consecutive points won	4	5	5	**6**	5	5	4	**8**
Greatest deficit overcome	-	-	4	**4**	2	1	-	**3**

	Match			Team
Match/Team Match Statistics	**1**	**2**	**3**	**Match**
Longest rally (strokes)	13	8	7	**13**
Average rally	4	3	2	**4**

FRI 21 JUL 2017
Start Time 16:00

Detailed Team Match Results

Germany 0 - 3 Russia

Team Match No: TD44 Table: Table 7 Umpires:

Match 1			Match	1st Game	2nd Game	3rd Game	4th Game	5th Game
A	MECHAU Mark	GER	**2**	11	10	11	8	9
X	**PISHCHUK Dmitry Olegovich**	**RUS**	**3**	8	12	5	11	11
		Duration	**23min**	4min	5min	3min	5min	6min

Match 2			Match	1st Game	2nd Game	3rd Game	4th Game
B	KNOELL Matthias	GER	**1**	6	7	14	5
Y	**ASTAFYEV Egor**	**RUS**	**3**	11	11	12	11
		Duration	**18min**	3min	4min	7min	4min

Match 3			Match	1st Game	2nd Game	3rd Game
C	SCHÖLZEL /	GER	**0**	2	8	7
Z	**CHULKOV /**	**RUS**	**3**	11	11	11
		Duration	**9min**	2min	4min	3min

Duration of Team Match	**00h50min**

	Germany				Russia			
	Match			Team	Match			Team
Player Statistics	**1**	**2**	**3**	**Match**	**1**	**2**	**3**	**Match**
Points won	49	32	17	**98**	47	45	33	**125**
Biggest lead	6	4	2	**6**	4	6	9	**9**
Points won on own serve	28	15	10	**53**	27	21	19	**67**
Points lost on own serve	20	24	14	**58**	21	17	7	**45**
Most consecutive points won	6	4	4	**6**	4	9	7	**9**
Greatest deficit overcome	1	1	-	**1**	4	4	2	**4**

	Match			Team
Match/Team Match Statistics	**1**	**2**	**3**	**Match**
Longest rally (strokes)	16	12	14	**16**
Average rally	5	5	5	**5**

FRI 21 JUL 2017
Start Time 16:00

Detailed Team Match Results

MECHAU Mark (GER) **2 - 3** **PISHCHUK Dmitry Olegovich (RUS)**

Match 1		**Match**	**1st Game**	**2nd Game**	**3rd Game**	**4th Game**	**5th Game**
MECHAU Mark	GER	**2**	11	10	11	8	9
PISHCHUK Dmitry Olegovich	**RUS**	**3**	8	12	5	11	11
	Duration	**23min**	4min	5min	3min	5min	6min

Team Match No: TS44 Table: Table 7 Umpires:

	MECHAU Mark (GER)						PISHCHUK Dmitry Olegovich (RUS)					
	Game					Match	Game					Match
Player Statistics	**1**	**2**	**3**	**4**	**5**		**1**	**2**	**3**	**4**	**5**	
Points won	11	10	11	8	9	**49**	8	12	5	11	11	**47**
Biggest lead	3	4	6	3	1	**6**	-	2	1	3	4	**4**
Points won on own serve	5	8	6	5	4	**28**	4	9	3	6	5	**27**
Points lost on own serve	4	3	2	5	6	**20**	6	2	5	3	5	**21**
Most consecutive points won	3	3	6	3	4	**6**	2	4	2	4	4	**4**
Greatest deficit overcome	-	-	1	-	-	**1**	-	4	-	3	1	**4**
Handedness/Grip												

	Game					Match
Match/Team Match Statistics	**1**	**2**	**3**	**4**	**5**	
Longest rally (strokes)	8	9	9	11	16	**16**
Average rally	4	4	5	6	5	**5**

Game Progress

1	**MECHAU Mark (GER)**	0	*2	3	*4	5	*6	7	*8	9	*10	**11**		
	PISHCHUK Dmitry Olegovich (RUS)	*0	0	*1	2	*3	4	*5	6	*7	8	**8**		
2	MECHAU Mark (GER)	*0	2	*3	5	*5	6	*6	7	*8	10	*10	10	**10**
	PISHCHUK Dmitry Olegovich (RUS)	0	*0	1	*1	3	*4	6	*7	8	*8	10	*11	**12**
3	**MECHAU Mark (GER)**	0	*1	3	*5	6	*8	9	*9	**11**				
	PISHCHUK Dmitry Olegovich (RUS)	*0	1	*1	1	*2	2	*3	5	**5**				
4	MECHAU Mark (GER)	*0	1	*2	4	*4	6	*7	7	*8	8	**8**		
	PISHCHUK Dmitry Olegovich (RUS)	0	*1	2	*2	4	*4	5	*7	8	*10	**11**		
5	MECHAU Mark (GER)	0	*1	2	*2	3	*5	5	*5	7	*9	**9**		
	PISHCHUK Dmitry Olegovich (RUS)	*0	1	*2	4	*5	5	*7	9	*9	9	**11**		

FRI 21 JUL 2017
Start Time 16:00

Detailed Team Match Results

KNOELL Matthias (GER) **1 - 3** **ASTAFYEV Egor (RUS)**

Match 2		**Match**	**1st Game**	**2nd Game**	**3rd Game**	**4th Game**
KNOELL Matthias	GER	**1**	6	7	14	5
ASTAFYEV Egor	**RUS**	**3**	11	11	12	11
	Duration	**18min**	3min	4min	7min	4min

Team Match No: TS44 Table: Table 7 Umpires:

	KNOELL Matthias (GER)					ASTAFYEV Egor (RUS)				
	Game				Match	Game				Match
Player Statistics	**1**	**2**	**3**	**4**		**1**	**2**	**3**	**4**	
Points won	6	7	14	5	**32**	11	11	12	11	**45**
Biggest lead	4	1	3	1	**4**	5	4	1	6	**6**
Points won on own serve	3	4	5	3	**15**	6	5	4	6	**21**
Points lost on own serve	5	6	8	5	**24**	3	3	9	2	**17**
Most consecutive points won	4	3	3	2	**4**	9	5	3	5	**9**
Greatest deficit overcome	-	-	1	-	**1**	4	1	-	1	**4**
Handedness/Grip										

	Game				Match
Match/Team Match Statistics	**1**	**2**	**3**	**4**	
Longest rally (strokes)	12	11	11	9	**12**
Average rally	4	5	5	5	**5**

Game Progress

1	KNOELL Matthias (GER)	0	*2	4	*5	5	*5	5	*5	6	**6**							
	ASTAFYEV Egor (RUS)	*0	0	*0	1	*3	5	*7	9	*10	**11**							
2	KNOELL Matthias (GER)	*0	1	*1	2	*3	4	*6	7	*7	**7**							
	ASTAFYEV Egor (RUS)	0	*1	3	*4	5	*6	6	*7	9	**11**							
3	**KNOELL Matthias (GER)**	0	*1	2	*3	4	*6	7	*8	8	*9	10	*11	11	*12	12	*13	**14**
	ASTAFYEV Egor (RUS)	*0	1	*2	3	*4	4	*5	6	*8	9	*10	10	*11	11	*12	12	**12**
4	KNOELL Matthias (GER)	*0	1	*1	2	*3	4	*4	4	**5**								
	ASTAFYEV Egor (RUS)	0	*1	3	*4	5	*6	8	*10	**11**								

FRI 21 JUL 2017
Start Time 16:00

Detailed Team Match Results

SCHÖLZEL Sebastian (GER) **0 - 3** **CHULKOV Vitaly (RUS)**

Match 3		**Match**	**1st Game**	**2nd Game**	**3rd Game**
SCHÖLZEL /	GER	**0**	2	8	7
CHULKOV /	**RUS**	**3**	11	11	11
	Duration	**9min**	2min	4min	3min

Team Match No: TD44 Table: Table 7 Umpires:

	SCHÖLZEL Sebastian (GER)				CHULKOV Vitaly (RUS)			
	Game			Match	Game			Match
Player Statistics	**1**	**2**	**3**		**1**	**2**	**3**	
Points won	2	8	7	**17**	11	11	11	**33**
Biggest lead	-	2	-	**2**	9	3	5	**9**
Points won on own serve	1	4	5	**10**	6	5	8	**19**
Points lost on own serve	5	6	3	**14**	1	4	2	**7**
Most consecutive points won	1	4	4	**4**	7	4	3	**7**
Greatest deficit overcome	-	-	-	**-**	-	2	-	**2**
Handedness/Grip	-				-			

	Game			Match
Match/Team Match Statistics	**1**	**2**	**3**	
Longest rally (strokes)	14	13	8	**14**
Average rally	5	5	4	**5**

Game Progress

1	SCHÖLZEL Sebastian (GER)	0	*0	1	*2	2	*2	2	**2**			
	CHULKOV Vitaly (RUS)	*0	2	*3	4	*6	8	*10	**11**			
2	SCHÖLZEL Sebastian (GER)	*0	1	*2	2	*4	6	*6	7	*8	8	**8**
	CHULKOV Vitaly (RUS)	0	*1	2	*4	4	*4	6	*7	8	*10	**11**
3	SCHÖLZEL Sebastian (GER)	0	*0	1	*1	3	*3	4	*6	7	**7**	
	CHULKOV Vitaly (RUS)	*0	2	*3	5	*5	7	*8	8	*9	**11**	

LEGEND
MS Men's Single **MT** Men's Team **WS** Women's Single **WT** Women's Team

Note: "*" server. The "Greatest deficit overcome" only applies when the player ends up winning the game.

FRI 21 JUL 2017
Start Time 13:00

Detailed Team Match Results

Hong Kong **3 - 2** Czech Republic

Team Match No: TS37 Table: Table 4 Umpires:

Match 1			Match	1st Game	2nd Game	3rd Game
A	**NG Wai Yip**	**HKG**	**3**	11	11	11
X	MATOUS Roman	CZE	**0**	4	7	5
		Duration	**7min**	3min	2min	2min

Match 2			Match	1st Game	2nd Game	3rd Game	4th Game	5th Game
B	WU Ho Ting	HKG	**2**	11	5	6	11	11
Y	**KRATOCHVIL Michal**	**CZE**	**3**	9	11	11	7	9
		Duration	**21min**	4min	3min	4min	4min	6min

Match 3			Match	1st Game	2nd Game	3rd Game
C	**NG /**	**HKG**	**3**	11	11	11
Z	HELUS /	CZE	**0**	9	2	3
		Duration	**7min**	3min	2min	2min

Match 4			Match	1st Game	2nd Game	3rd Game
A	NG Wai Yip	HKG	**0**	5	6	9
Y	**KRATOCHVIL Michal**	**CZE**	**3**	11	11	11
		Duration	**9min**	0min	4min	5min

Match 5			Match	1st Game	2nd Game	3rd Game
B	**WU Ho Ting**	**HKG**	**3**	14	11	11
X	MATOUS Roman	CZE	**0**	12	6	6
		Duration	**13min**	6min	3min	4min

Duration of Team Match	**00h57min**

	Hong Kong				Czech Republic			
	Match			Team	Match			Team
Player Statistics	**1**	**2**	**3**	**Match**	**1**	**2**	**3**	**Match**
Points won	33	44	33	**166**	16	47	14	**134**
Biggest lead	7	4	9	**9**	3	6	5	**6**
Points won on own serve	17	26	17	**91**	9	27	8	**76**
Points lost on own serve	7	20	6	**58**	16	18	16	**75**
Most consecutive points won	7	3	9	**9**	3	6	5	**11**
Greatest deficit overcome	3	4	5	**5**	-	2	-	**5**

	Match			Team
Match/Team Match Statistics	**1**	**2**	**3**	**Match**
Longest rally (strokes)	6	9	6	**14**
Average rally	1	2	2	**2**

FRI 21 JUL 2017
Start Time 13:00

Detailed Team Match Results

Bulgaria 0 - 3 Austria

Team Match No: TD38 Table: Table 8 Umpires:

Match 1			Match	1st Game	2nd Game	3rd Game	4th Game
A	KOLEV Petar Veselinov	BUL	**1**	9	6	11	14
X	**KRAMER Lukas**	**AUT**	**3**	11	11	9	16
		Duration	**22min**	5min	4min	3min	10min

Match 2			Match	1st Game	2nd Game	3rd Game	4th Game
B	HASAN Halit Mehmed	BUL	**1**	7	12	11	8
Y	**KRÄMER Christopher**	**AUT**	**3**	11	14	4	11
		Duration	**19min**	3min	8min	3min	5min

Match 3			Match	1st Game	2nd Game	3rd Game
C	NEDEV /	BUL	**0**	8	7	3
Z	**STÜRMER /**	**AUT**	**3**	11	11	11
		Duration	**8min**	3min	2min	3min

Duration of Team Match	**00h49min**

	Bulgaria				Austria			
	Match			Team	Match			Team
Player Statistics	**1**	**2**	**3**	**Match**	**1**	**2**	**3**	**Match**
Points won	40	38	18	**96**	47	40	33	**120**
Biggest lead	3	9	1	**9**	6	6	8	**8**
Points won on own serve	25	18	10	**53**	29	18	18	**65**
Points lost on own serve	18	22	15	**55**	15	20	8	**43**
Most consecutive points won	5	5	3	**5**	4	4	8	**8**
Greatest deficit overcome	3	-	-	**3**	3	3	1	**3**

	Match			Team
Match/Team Match Statistics	**1**	**2**	**3**	**Match**
Longest rally (strokes)	15	9	13	**15**
Average rally	4	4	4	**4**

FRI 21 JUL 2017
Start Time 16:00

Detailed Team Match Results

Hong Kong **3 - 1** Austria

Team Match No: TS45 Table: Table 4 Umpires:

Match 1			Match	1st Game	2nd Game	3rd Game	4th Game
A	**NG Wai Yip**	**HKG**	**3**	11	9	11	13
X	KRÄMER Christopher	AUT	**1**	5	11	5	11
		Duration	**19min**	4min	5min	4min	6min

Match 2			Match	1st Game	2nd Game	3rd Game	4th Game	5th Game
B	WU Ho Ting	HKG	**2**	11	14	9	6	3
Y	**KRAMER Lukas**	**AUT**	**3**	9	12	11	11	11
		Duration	**29min**	5min	9min	7min	4min	4min

Match 3			Match	1st Game	2nd Game	3rd Game	4th Game
C	**NG /**	**HKG**	**3**	11	11	5	11
Z	STÜRMER /	AUT	**1**	8	6	11	4
		Duration	**12min**	3min	3min	3min	3min

Match 4			Match	1st Game	2nd Game	3rd Game	4th Game
A	**NG Wai Yip**	**HKG**	**3**	8	11	11	11
Y	KRAMER Lukas	AUT	**1**	11	2	5	9
		Duration	**14min**	4min	2min	4min	4min

Duration of Team Match	**01h14min**

	Hong Kong					Austria				
	Match				Team	Match				Team
Player Statistics	**1**	**2**	**3**	**4**	**Match**	**1**	**2**	**3**	**4**	**Match**
Points won	44	43	38	41	**166**	32	54	29	27	**142**
Biggest lead	6	3	7	9	**9**	4	8	6	3	**8**
Points won on own serve	25	24	22	21	**92**	19	30	17	14	**80**
Points lost on own serve	13	24	12	13	**62**	19	19	16	20	**74**
Most consecutive points won	4	3	6	9	**9**	4	5	4	6	**6**
Greatest deficit overcome	1	2	1	3	**3**	-	2	-	4	**4**

	Match				Team
Match/Team Match Statistics	**1**	**2**	**3**	**4**	**Match**
Longest rally (strokes)	11	21	13	15	**21**
Average rally	4	5	3	5	**4**

FRI 21 JUL 2017
Start Time 16:00

Detailed Team Match Results

Czech Republic **3 - 1** Bulgaria

Team Match No: TS46 Table: Table 5 Umpires:

Match 1			Match	1st Game	2nd Game	3rd Game
A	**KRATOCHVIL Michal**	**CZE**	**3**	12	11	11
X	HASAN Halit Mehmed	BUL	**0**	10	5	4
		Duration	**9min**	3min	3min	3min

Match 2			Match	1st Game	2nd Game	3rd Game
B	HELUS Jaroslav	CZE	**0**	4	6	9
Y	**KOLEV Petar Veselinov**	**BUL**	**3**	11	11	11
		Duration	**8min**	2min	3min	3min

Match 3			Match	1st Game	2nd Game	3rd Game	4th Game
C	**MATOUS /**	**CZE**	**3**	7	11	14	11
Z	NEDEV /	BUL	**1**	11	8	12	8
		Duration	**16min**	3min	3min	6min	4min

Match 4			Match	1st Game	2nd Game	3rd Game
A	**KRATOCHVIL Michal**	**CZE**	**3**	11	11	11
Y	KOLEV Petar Veselinov	BUL	**0**	5	7	6
		Duration	**10min**	3min	3min	4min

Duration of Team Match	**00h43min**

	Czech Republic				Bulgaria			
	Match			Team	Match			Team
Player Statistics	**1**	**2**	**3**	**Match**	**1**	**2**	**3**	**Match**
Points won	34	19	43	**129**	19	33	39	**109**
Biggest lead	7	-	3	**7**	3	7	4	**7**
Points won on own serve	19	14	29	**78**	12	21	28	**69**
Points lost on own serve	7	12	11	**40**	15	5	14	**51**
Most consecutive points won	7	3	6	**7**	4	4	6	**6**
Greatest deficit overcome	3	-	3	**3**	-	-	2	**2**

	Match			Team
Match/Team Match Statistics	**1**	**2**	**3**	**Match**
Longest rally (strokes)	10	11	11	**11**
Average rally	3	3	3	**3**

FRI 21 JUL 2017
Start Time 13:00

Detailed Team Match Results

Poland **3 - 0** Thailandia

Team Match No: Table: Umpires:

Player Statistics	Poland Game 1	Poland Team Match	Thailandia Game 1	Thailandia Team Match
Points won	-	-	-	-
Biggest lead	-	-	-	-
Points won on own serve	-	-	-	-
Points lost on own serve	-	-	-	-
Most consecutive points won	-	-	-	-
Greatest deficit overcome	-	-	-	-

Match/Team Match Statistics	Game 1	Team Match
Longest rally (strokes)	-	-
Average rally	-	-

LEGEND
MS Men's Single **MT** Men's Team **WS** Women's Single **WT** Women's Team

Note: "*" server. The "Greatest deficit overcome" only applies when the player ends up winning the game.

FRI 21 JUL 2017
Start Time 13:00

Detailed Team Match Results

Turkey **3 - 1** Hungary

Team Match No: TS40 Table: Table 9 Umpires:

Match 1			Match	1st Game	2nd Game	3rd Game	4th Game	5th Game
A	ERDAL Dogan	TUR	**2**	11	8	11	7	6
X	**SZALAI Bela**	**HUN**	**3**	8	11	8	11	11
		Duration	**17min**	3min	3min	4min	3min	4min

Match 2			Match	1st Game	2nd Game	3rd Game	4th Game
B	**TIMUCIN Avni**	**TUR**	**3**	11	11	10	11
Y	BENCSIK Gergely	HUN	**1**	4	8	12	7
		Duration	**10min**	2min	4min	0min	4min

Match 3			Match	1st Game	2nd Game	3rd Game	4th Game
C	**OLCAS /**	**TUR**	**3**	11	11	8	11
Z	MAKAI /	HUN	**1**	4	6	11	4
		Duration	**11min**	2min	3min	3min	3min

Match 4			Match	1st Game	2nd Game	3rd Game
B	**TIMUCIN Avni**	**TUR**	**3**	11	11	11
X	SZALAI Bela	HUN	**0**	5	9	2
		Duration	**7min**	2min	3min	2min

Duration of Team Match	**00h45min**

	Turkey				Hungary			
	Match			Team	Match			Team
Player Statistics	**1**	**2**	**3**	**Match**	**1**	**2**	**3**	**Match**
Points won	43	43	41	**160**	49	31	25	**121**
Biggest lead	5	7	7	**9**	5	3	3	**5**
Points won on own serve	23	20	22	**81**	26	15	14	**62**
Points lost on own serve	23	16	11	**59**	20	23	19	**79**
Most consecutive points won	5	7	6	**7**	4	3	3	**4**
Greatest deficit overcome	3	2	1	**3**	1	-	1	**1**

	Match			Team
Match/Team Match Statistics	**1**	**2**	**3**	**Match**
Longest rally (strokes)	13	11	12	**13**
Average rally	4	2	3	**3**

FRI 21 JUL 2017
Start Time 15:45

Detailed Team Match Results

Poland 0 - 3 Turkey

Team Match No: TD47 Table: Table 8 Umpires:

Match 1			Match	1st Game	2nd Game	3rd Game	4th Game
A	SZELIGA Adrian	POL	**1**	10	6	11	3
X	**TIMUCIN Avni**	**TUR**	**3**	12	11	8	11
		Duration	**16min**	5min	4min	4min	3min

Match 2			Match	1st Game	2nd Game	3rd Game	4th Game
B	NOWAK Grzegorz	POL	**1**	6	11	6	4
Y	**OLCAS Garip**	**TUR**	**3**	11	6	11	11
		Duration	**11min**	3min	3min	3min	2min

Match 3			Match	1st Game	2nd Game	3rd Game	4th Game
C	RUTOWSKI /	POL	**1**	9	7	11	11
Z	**ERDOGAN /**	**TUR**	**3**	11	11	4	13
		Duration	**18min**	4min	4min	4min	6min

Duration of Team Match	**00h45min**

	Poland					Turkey				
	Match				Team	Match				Team
Player Statistics	**1**	**2**	**3**	**4**	**Match**	**1**	**2**	**3**	**4**	**Match**
Points won	30	27	38	-	**95**	42	39	39	-	**120**
Biggest lead	5	5	7	-	**7**	8	7	5	-	**8**
Points won on own serve	14	16	23	-	**53**	19	22	24	-	**65**
Points lost on own serve	23	17	15	-	**55**	16	11	15	-	**42**
Most consecutive points won	4	5	6	-	**6**	7	4	6	-	**7**
Greatest deficit overcome	-	1	1	-	**1**	2	2	2	-	**2**

	Match				Team
Match/Team Match Statistics	**1**	**2**	**3**	**4**	**Match**
Longest rally (strokes)	10	7	11	-	**11**
Average rally	5	3	5	-	**4**

FRI 21 JUL 2017
Start Time 16:00

Detailed Team Match Results

Thailandia **2 - 3** **Hungary**

Team Match No: TS48 Table: Table 9 Umpires:

Match 1			Match	1st Game	2nd Game	3rd Game
A	BUNPRASAN Sirisak	THA	**0**	12	2	3
X	**BENCSIK Gergely**	**HUN**	**3**	14	11	11
		Duration	**9min**	4min	2min	3min

Match 2			Match	1st Game	2nd Game	3rd Game	4th Game	5th Game
B	**PRATUEANGPAIBOON Wittaya**	**THA**	**3**	7	11	5	11	11
Y	MAKAI Akos Emil	HUN	**2**	11	8	11	3	7
		Duration	**16min**	2min	4min	3min	3min	4min

Match 3			Match
C	_ /	THA	**0**
Z	**SZALAI /**	**HUN**	**3**
		Duration	**0min**

Match 4			Match	1st Game	2nd Game	3rd Game	4th Game	5th Game
B	**PRATUEANGPAIBOON Wittaya**	**THA**	**3**	11	1	11	9	11
X	BENCSIK Gergely	HUN	**2**	9	11	6	11	6
		Duration	**20min**	4min	3min	5min	4min	4min

Match 5			Match	1st Game	2nd Game	3rd Game
A	BUNPRASAN Sirisak	THA	**0**	7	5	8
Y	**MAKAI Akos Emil**	**HUN**	**3**	11	11	11
		Duration	**7min**	2min	2min	3min

Duration of Team Match	**00h52min**

	Thailandia				Hungary			
	Match			Team	Match			Team
Player Statistics	**1**	**2**	**3**	**Match**	**1**	**2**	**3**	**Match**
Points won	17	45	-	**125**	36	40	-	**152**
Biggest lead	3	8	-	**8**	9	6	-	**10**
Points won on own serve	10	20	-	**71**	19	18	-	**82**
Points lost on own serve	17	22	-	**70**	7	25	-	**54**
Most consecutive points won	3	8	-	**8**	9	6	-	**9**
Greatest deficit overcome	-	2	-	**2**	3	1	-	**3**

	Match			Team
Match/Team Match Statistics	**1**	**2**	**3**	**Match**
Longest rally (strokes)	12	15	-	**15**
Average rally	2	4	-	**3**

FRI 21 JUL 2017
Start Time 16:00

Detailed Team Match Results

_ (THA) **0 - 3** **SZALAI Bela (HUN)**

Match 3		Match
_ /	THA	0
SZALAI /	**HUN**	3
	Duration	0min

Team Match No: TD48 Table: Table 9 Umpires:

Draw

Group A						Matches		
Rank	Id		a	b	c	Played	Won	Lost
1	a	KONDRATOVA Anna Alexandrovna (RUS)	---	3-0 - 0-3	3-0 - 0-3	2	2	0
2	b	LEE Ahhyun (KOR)	0-3 - 3-0	---	3-0 - 0-3	2	1	1
3	c	ANIMASHAUN Ganiyat (NGR)	0-3 - 3-0	0-3 - 3-0	---	2	0	2

Group B						Matches		
Rank	Id		a	b	c	Played	Won	Lost
1	a	JURKOVA Eva (SVK)	---	3-0 - 0-3	3-0 - 0-3	2	2	0
2	b	TAKAOKA Risato (JPN)	0-3 - 3-0	---	3-1 - 1-3	2	1	1
3	c	SZECSI Krisztina (HUN)	0-3 - 3-0	1-3 - 3-1	---	2	0	2

Group C						Matches		
Rank	Id		a	b	c	Played	Won	Lost
1	a	SHI Ce (CHN)	---	3-0 - 0-3	3-0 - 0-3	2	2	0
2	b	MONTIEL Kelly Johanna (COL)	0-3 - 3-0	---	3-1 - 1-3	2	1	1
3	c	MARIC Stana (CRO)	0-3 - 3-0	1-3 - 3-1	---	2	0	2

Group D						Matches		
Rank	Id		a	b	c	Played	Won	Lost
1	a	HUANG Meng Ping (CHN)	---	3-0 - 0-3	3-0 - 0-3	2	2	0
2	b	GUBANOVA Diana (RUS)	0-3 - 3-0	---	3-0 - 0-3	2	1	1
3	c	PANDEY Archana (IND)	0-3 - 3-0	0-3 - 3-0	---	2	0	2

Group E							Matches		
Rank	Id		a	b	c	d	Played	Won	Lost
1	a	LIN Huan (CHN)	---	3-0 - 0-3	3-0 - 0-3		2	2	**0**
2	b	KUDRIASHOVA Anastasiia (RUS)	0-3 - 3-0	---	3-0 - 0-3		2	1	**1**
3	c	RODRIGUES Thais (BRA)	0-3 - 3-0	0-3 - 3-0	---		2	0	**2**
	d	AKYAZ Meltem (TUR)				---	0	0	**0**

Group F						Matches		
Rank	Id		a	b	c	Played	Won	Lost
1	a	VASYLIEVA Mariia (UKR)	---	3-0 - 0-3	3-0 - 0-3	2	2	0
2	b	KAHRAMAN Emine (TUR)	0-3 - 3-0	---	3-0 - 0-3	2	1	1
3	c	JIMOH Idayat (NGR)	0-3 - 3-0	0-3 - 3-0	---	2	0	2

Group G						Matches		
Rank	Id		a	b	c	Played	Won	Lost
1	a	ZAVINOVSKA Karyna (UKR)	---	3-0 - 0-3	3-0 - 0-3	2	2	0
2	b	DORSZ Monika (POL)	0-3 - 3-0	---	3-1 - 1-3	2	1	1

Approval date/time: SAT 29 JUL 2017 21:00 Referee: _____ ITTF TD: _____

KRONOS DEAFLYMPICS

Draw

3	c	SAHA Poli (IND)	0-3 - 3-0	1-3 - 3-1	---	2	0	2

Group H							Matches		
Rank	Id		a	b	c	d	Played	Won	Lost
1	a	WANG Zhe (CHN)	---	3-0 - 0-3	3-0 - 0-3		2	2	**0**
2	b	KHODKO Iuliia (UKR)	0-3 - 3-0	---	3-1 - 1-3		2	1	**1**
3	c	KIM Seoyoung (KOR)	0-3 - 3-0	1-3 - 3-1	---		2	0	**2**
	d	AKYAZ Meltem (TUR)				---	0	0	**0**

Group J						Matches		
Rank	Id		a	b	c	Played	Won	Lost
1	a	FEKETE Zsuzsanna (HUN)	---	3-0 - 0-3	3-0 - 0-3	2	2	0
2	b	WERNHARDT Charis (GER)	0-3 - 3-0	---	3-0 - 0-3	2	1	1
3	c	BALDER Paola (CRO)	0-3 - 3-0	0-3 - 3-0	---	2	0	2

Group K						Matches		
Rank	Id		a	b	c	Played	Won	Lost
1	a	KAWASAKI Mizue (JPN)	---	3-1 - 1-3	3-0 - 0-3	2	2	0
2	b	MARKOVICH Ksenia (RUS)	1-3 - 3-1	---	3-0 - 0-3	2	1	1
3	c	IOLA Pamela (HUN)	0-3 - 3-0	0-3 - 3-0	---	2	0	2

Group L							Matches		
Rank	Id		a	b	c	d	Played	Won	Lost
1	a	GHOSH Suravi (IND)	---	3-1 - 1-3	3-1 - 1-3		2	2	**0**
2	b	HRIBAR Anamarija (CRO)	1-3 - 3-1	---	3-0 - 0-3		2	1	**1**
3	c	AKYAZ Meltem (TUR)	1-3 - 3-1	0-3 - 3-0	---		2	0	**2**
	d	LEE Jiyeun (KOR)				---	0	0	**0**

Group M						Matches		
Rank	Id		a	b	c	Played	Won	Lost
1	a	NUEVO Abrianne (PHI)	---	3-1 - 1-3	3-0 - 0-3	2	2	0
2	b	ZYLA Iwona Ewa (POL)	1-3 - 3-1	---	3-0 - 0-3	2	1	1
3	c	AKYUZ Dilem (TUR)	0-3 - 3-0	0-3 - 3-0	---	2	0	2

Group P								Matches		
Rank	Id		a	b	c	d	e	Played	Won	Lost
1	a	LEE Jiyeun (KOR)	---	3-0 - 0-3	3-0 - 0-3			2	**2**	**0**
1	b	STARIKOVA Larysa (UKR)	0-3 - 3-0	---	3-0 - 0-3		3-0 - 0-3	3	**2**	**1**
3	c	GOMES Shineya (IND)	0-3 - 3-0	0-3 - 3-0	---		3-0 - 0-3	3	**1**	**2**
3	d	LEE Ahhyun (KOR)				---	3-0 - 0-3	1	**1**	**0**
5	e	COSTA Maria (BRA)		0-3 - 3-0	0-3 - 3-0	0-3 - 3-0	---	3	**0**	**3**

Approval date/time: SAT 29 JUL 2017 21:00 Referee: _____ ITTF TD: _____

Draw

Group Q							Matches		
Rank	Id		a	b	c	d	Played	Won	Lost
1	a	KAMEZAWA Riho (JPN)	---	3-0 - 0-3	3-0 - 0-3	3-0 - 0-3	3	3	**0**
2	b	MOLL Annalena (GER)	0-3 - 3-0	---	3-0 - 0-3	3-0 - 0-3	3	2	**1**
3	c	BEDOYA Angie Lizeth (COL)	0-3 - 3-0	0-3 - 3-0	---	3-1 - 1-3	3	1	**2**
4	d	CIFTKURAN Nevroz (TUR)	0-3 - 3-0	0-3 - 3-0	1-3 - 3-1	---	3	0	**3**

Approval date/time: SAT 29 JUL 2017 21:00 Referee: _____ ITTF TD: _____

Draw



Approval date/time: SAT 29 JUL 2017 21:00 Referee: _____ ITTF TD: _____

Report Created SAT 29 JUL 2017 21:00

TUE 25 JUL 2017
Start Time 11:30

Match Results

KONDRATOVA Anna Alexandrovna (3 - 0 LEE Ahhyun (KOR)

Game Summary		Match	1st Game	2nd Game	3rd Game
KONDRATOVA Anna Alexandrovna	**RUS**	**3**	11	11	11
LEE Ahhyun	KOR	**0**	4	5	5
	Duration	**7min**	2min	2min	3min

Match No: WS1 Table: Table 1
Umpires:

	KONDRATOVA Anna Alexandrovna (RUS)				LEE Ahhyun (KOR)			
	Game			Match	Game			Match
Player Statistics	**1**	**2**	**3**		**1**	**2**	**3**	
Points won	11	11	11	**33**	4	5	5	**14**
Biggest lead	7	6	6	**7**	-	1	3	**3**
Points won on own serve	7	6	4	**17**	3	3	1	**7**
Points lost on own serve	1	2	4	**7**	4	5	7	**16**
Most consecutive points won	4	6	5	**6**	1	2	3	**3**
Greatest deficit overcome	-	1	3	**3**	-	-	-	**-**
Handedness/Grip								

	Game			Match
Game/Match Statistics	**1**	**2**	**3**	
Longest rally (strokes)	7	7	6	**7**
Average rally	4	4	3	**4**

Game Progress

1	**KONDRATOVA Anna Alexandrovna (RU**	*0	2	*3	5	*6	8	*9	10	**11**
	LEE Ahhyun (KOR)	0	*0	1	*1	2	*2	3	*4	**4**
2	**KONDRATOVA Anna Alexandrovna (RU**	0	*1	2	*3	5	*7	8	*9	**11**
	LEE Ahhyun (KOR)	*0	1	*2	3	*3	3	*4	5	**5**
3	**KONDRATOVA Anna Alexandrovna (RU**	*0	0	*1	3	*5	6	*8	9	**11**
	LEE Ahhyun (KOR)	0	*2	3	*3	3	*4	4	*5	**5**

LEGEND

*	Server	**MS**	Men's Single	**MT**	Men's Team	**No.**	Number	**WS**	Women's Single
WT	Women's Team						

Note: The "Greatest deficit overcome" only applies when the player ends up winning the game.

TUE 25 JUL 2017
Start Time 16:00

Match Results

KONDRATOVA Anna Alexandrovna (3 - 0 ANIMASHAUN Ganiyat (NGR)

Game Summary		Match	1st Game	2nd Game	3rd Game
KONDRATOVA Anna Alexandrovna	**RUS**	**3**	11	11	11
ANIMASHAUN Ganiyat	NGR	**0**	0	0	0
	Duration	**0min**	0min	0min	0min

Match No: WS15 Table: Table 1
Umpires:

	KONDRATOVA Anna Alexandrovna (RUS)				ANIMASHAUN Ganiyat (NGR)			
	Game			Match	Game			Match
Player Statistics	**1**	**2**	**3**		**1**	**2**	**3**	
Points won	-	-	-	**-**	-	-	-	**-**
Biggest lead	-	-	-	**-**	-	-	-	**-**
Points won on own serve	-	-	-	**-**	-	-	-	**-**
Points lost on own serve	-	-	-	**-**	-	-	-	**-**
Most consecutive points won	-	-	-	**-**	-	-	-	**-**
Greatest deficit overcome	-	-	-	**-**	-	-	-	**-**
Handedness/Grip								

	Game			Match
Game/Match Statistics	**1**	**2**	**3**	
Longest rally (strokes)	-	-	-	**-**
Average rally	-	-	-	**-**

LEGEND

*	Server	**MS**	Men's Single	**MT**	Men's Team	**No.**	Number	**WS**	Women's Single
WT	Women's Team								

Note: The "Greatest deficit overcome" only applies when the player ends up winning the game.

Report Created TUE 25 JUL 2017 11:57

TUE 25 JUL 2017
Start Time 16:00

Match Results

HUANG Meng Ping (CHN) **3 - 0** GUBANOVA Diana (RUS)

Game Summary		Match	1st Game	2nd Game	3rd Game
HUANG Meng Ping	**CHN**	**3**	11	11	11
GUBANOVA Diana	RUS	**0**	5	1	8
	Duration	**6min**	2min	1min	3min

Match No: WS18 Table: Table 4
Umpires:

	HUANG Meng Ping (CHN)				GUBANOVA Diana (RUS)			
	Game			Match	Game			Match
Player Statistics	**1**	**2**	**3**		**1**	**2**	**3**	
Points won	11	11	11	**33**	5	1	8	**14**
Biggest lead	6	10	4	**10**	1	1	2	**2**
Points won on own serve	5	5	5	**15**	2	-	4	**6**
Points lost on own serve	3	1	4	**8**	6	6	6	**18**
Most consecutive points won	4	11	4	**11**	3	1	3	**3**
Greatest deficit overcome	1	1	2	**2**	-	-	-	**-**
Handedness/Grip								

	Game			Match
Game/Match Statistics	**1**	**2**	**3**	
Longest rally (strokes)	9	5	5	**9**
Average rally	3	1	2	**2**

Game Progress

1	**HUANG Meng Ping (CHN)**	0	*2	2	*3	5	*6	7	*9	**11**		
	GUBANOVA Diana (RUS)	*0	0	*2	3	*3	4	*5	5	**5**		
2	**HUANG Meng Ping (CHN)**	*0	1	*3	5	*7	9	**11**				
	GUBANOVA Diana (RUS)	0	*1	1	*1	1	*1	**1**				
3	**HUANG Meng Ping (CHN)**	0	*1	1	*3	4	*6	8	*8	9	*10	**11**
	GUBANOVA Diana (RUS)	*0	1	*3	3	*4	4	*4	6	*7	8	**8**

LEGEND
* Server **MS** Men's Single **MT** Men's Team **No.** Number **WS** Women's Single
WT Women's Team

Note: The "Greatest deficit overcome" only applies when the player ends up winning the game.

WED 26 JUL 2017
Start Time 11:30

Match Results

GUBANOVA Diana (RUS) **3 - 0** PANDEY Archana (IND)

Game Summary		Match	1st Game	2nd Game	3rd Game
GUBANOVA Diana	**RUS**	**3**	13	11	11
PANDEY Archana	IND	**0**	11	3	5
	Duration	**9min**	4min	2min	3min

Match No: WS32 Table: Table 4
Umpires:

	GUBANOVA Diana (RUS)				PANDEY Archana (IND)			
	Game			Match	Game			Match
Player Statistics	**1**	**2**	**3**		**1**	**2**	**3**	
Points won	13	11	11	**35**	11	3	5	**19**
Biggest lead	2	8	6	**8**	3	-	1	**3**
Points won on own serve	8	8	6	**22**	7	3	3	**13**
Points lost on own serve	4	-	2	**6**	5	3	5	**13**
Most consecutive points won	2	7	5	**7**	3	2	3	**3**
Greatest deficit overcome	3	-	1	**3**	-	-	-	**-**
Handedness/Grip								

	Game			Match
Game/Match Statistics	**1**	**2**	**3**	
Longest rally (strokes)	7	7	5	**7**
Average rally	2	3	2	**2**

Game Progress

1	**GUBANOVA Diana (RUS)**	0	*0	2	*2	3	*4	5	*6	8	*9	10	*11	11	*12	**13**
	PANDEY Archana (IND)	*0	2	*2	4	*5	6	*7	8	*8	9	*10	10	*11	11	**11**
2	**GUBANOVA Diana (RUS)**	*0	2	*2	4	*6	8	*9	**11**							
	PANDEY Archana (IND)	0	*0	2	*2	2	*2	3	**3**							
3	**GUBANOVA Diana (RUS)**	0	*1	2	*4	6	*6	7	*9	**11**						
	PANDEY Archana (IND)	*0	1	*2	2	*2	4	*5	5	**5**						

LEGEND
* Server **MS** Men's Single **MT** Men's Team **No.** Number **WS** Women's Single
WT Women's Team

Note: The "Greatest deficit overcome" only applies when the player ends up winning the game.

Report Created TUE 25 JUL 2017 11:57

TUE 25 JUL 2017
Start Time 16:00

Match Results

LIN Huan (CHN) **3 - 0** KUDRIASHOVA Anastasiia (RUS)

Game Summary		Match	1st Game	2nd Game	3rd Game
LIN Huan	**CHN**	**3**	11	11	11
KUDRIASHOVA Anastasiia	RUS	**0**	8	2	5
	Duration	**8min**	3min	2min	3min

Match No: WS19 Table: Table 5
Umpires:

	LIN Huan (CHN)				KUDRIASHOVA Anastasiia (RUS)			
	Game			Match	Game			Match
Player Statistics	**1**	**2**	**3**		**1**	**2**	**3**	
Points won	11	11	11	**33**	8	2	5	**15**
Biggest lead	3	9	6	**9**	3	-	-	**3**
Points won on own serve	6	7	6	**19**	5	2	3	**10**
Points lost on own serve	3	-	2	**5**	5	4	5	**14**
Most consecutive points won	5	7	3	**7**	3	1	1	**3**
Greatest deficit overcome	3	-	-	**3**	-	-	-	**-**
Handedness/Grip								

	Game			Match
Game/Match Statistics	**1**	**2**	**3**	
Longest rally (strokes)	9	12	8	**12**
Average rally	4	5	4	**4**

Game Progress

1	**LIN Huan (CHN)**	0	*0	1	*3	5	*6	6	*7	9	*10	**11**
	KUDRIASHOVA Anastasiia (RUS)	*0	2	*3	3	*3	4	*6	7	*7	8	**8**
2	**LIN Huan (CHN)**	*0	2	*4	6	*7	9	*10	**11**			
	KUDRIASHOVA Anastasiia (RUS)	0	*0	0	*0	1	*1	2	**2**			
3	**LIN Huan (CHN)**	0	*2	3	*4	5	*6	8	*9	**11**		
	KUDRIASHOVA Anastasiia (RUS)	*0	0	*1	2	*3	4	*4	5	**5**		

LEGEND
* Server **MS** Men's Single **MT** Men's Team **No.** Number **WS** Women's Single
WT Women's Team

Note: The "Greatest deficit overcome" only applies when the player ends up winning the game.

WED 26 JUL 2017
Start Time 11:30

Match Results

KUDRIASHOVA Anastasiia (RUS) **3 - 0** RODRIGUES Thais (BRA)

Game Summary		Match	1st Game	2nd Game	3rd Game
KUDRIASHOVA Anastasiia	**RUS**	**3**	11	11	11
RODRIGUES Thais	BRA	**0**	4	2	4
	Duration	**6min**	2min	2min	2min

Match No: WS33 Table: Table 5
Umpires:

	KUDRIASHOVA Anastasiia (RUS)				RODRIGUES Thais (BRA)			
	Game			Match	Game			Match
Player Statistics	**1**	**2**	**3**		**1**	**2**	**3**	
Points won	11	11	11	**33**	4	2	4	**10**
Biggest lead	7	9	7	**9**	-	1	-	**1**
Points won on own serve	7	5	4	**16**	3	1	-	**4**
Points lost on own serve	1	1	4	**6**	4	6	7	**17**
Most consecutive points won	3	6	5	**6**	1	1	2	**2**
Greatest deficit overcome	-	1	-	**1**	-	-	-	**-**
Handedness/Grip								

	Game			Match
Game/Match Statistics	**1**	**2**	**3**	
Longest rally (strokes)	5	9	5	**9**
Average rally	3	3	3	**3**

Game Progress

1	**KUDRIASHOVA Anastasiia (RUS)**	*0	2	*3	5	*6	8	*9	10	**11**
	RODRIGUES Thais (BRA)	0	*0	1	*1	2	*2	3	*4	**4**
2	**KUDRIASHOVA Anastasiia (RUS)**	0	*1	3	*5	6	*8	10	**11**	
	RODRIGUES Thais (BRA)	*0	1	*1	1	*2	2	*2	**2**	
3	**KUDRIASHOVA Anastasiia (RUS)**	*0	2	*4	5	*7	7	*9	10	**11**
	RODRIGUES Thais (BRA)	0	*0	0	*1	1	*3	3	*4	**4**

LEGEND
* Server **MS** Men's Single **MT** Men's Team **No.** Number **WS** Women's Single
WT Women's Team

Note: The "Greatest deficit overcome" only applies when the player ends up winning the game.

TUE 25 JUL 2017
Start Time 16:30

Match Results

KAWASAKI Mizue (JPN) **3 - 1** MARKOVICH Ksenia (RUS)

Game Summary		Match	1st Game	2nd Game	3rd Game	4th Game
KAWASAKI Mizue	**JPN**	**3**	11	11	9	11
MARKOVICH Ksenia	RUS	**1**	6	7	11	3
	Duration	**18min**	4min	5min	5min	4min

Match No: WS24 Table: Table 2
Umpires:

	KAWASAKI Mizue (JPN)					MARKOVICH Ksenia (RUS)				
	Game				Match	Game				Match
Player Statistics	**1**	**2**	**3**	**4**		**1**	**2**	**3**	**4**	
Points won	11	11	9	11	**42**	6	7	11	3	**27**
Biggest lead	5	4	1	8	**8**	1	2	3	-	**3**
Points won on own serve	7	4	3	4	**18**	4	3	4	1	**12**
Points lost on own serve	2	4	7	2	**15**	4	7	6	7	**24**
Most consecutive points won	3	4	3	6	**6**	2	2	4	1	**4**
Greatest deficit overcome	1	2	-	-	**2**	-	-	1	-	**1**
Handedness/Grip										

	Game				Match
Game/Match Statistics	**1**	**2**	**3**	**4**	
Longest rally (strokes)	7	7	8	11	**11**
Average rally	3	4	4	4	**4**

Game Progress

1	**KAWASAKI Mizue (JPN)**	*0	1	*2	4	*5	7	*8	9	*10	**11**
	MARKOVICH Ksenia (RUS)	0	*1	2	*2	3	*3	4	*5	6	**6**
2	**KAWASAKI Mizue (JPN)**	0	*0	2	*4	4	*6	7	*9	10	**11**
	MARKOVICH Ksenia (RUS)	*0	2	*2	2	*4	4	*5	5	*6	**7**
3	KAWASAKI Mizue (JPN)	*0	1	*2	2	*3	4	*6	7	*8	8	**9**
	MARKOVICH Ksenia (RUS)	0	*1	2	*4	5	*6	6	*7	8	*10	**11**
4	**KAWASAKI Mizue (JPN)**	0	*1	2	*4	5	*7	9	**11**		
	MARKOVICH Ksenia (RUS)	*0	1	*2	2	*3	3	*3	**3**		

LEGEND

*	Server	**MS**	Men's Single	**MT**	Men's Team	**No.**	Number	**WS**	Women's Single
WT	Women's Team								

Note: The "Greatest deficit overcome" only applies when the player ends up winning the game.

WED 26 JUL 2017
Start Time 12:00

Match Results

MARKOVICH Ksenia (RUS) **3 - 0** IOLA Pamela (HUN)

Game Summary		Match	1st Game	2nd Game	3rd Game
MARKOVICH Ksenia	**RUS**	**3**	11	11	11
IOLA Pamela	HUN	**0**	7	9	9
	Duration	**13min**	3min	5min	5min

Match No: WS38 Table: Table 2
Umpires:

	MARKOVICH Ksenia (RUS)				IOLA Pamela (HUN)			
	Game			Match	Game			Match
Player Statistics	**1**	**2**	**3**		**1**	**2**	**3**	
Points won	11	11	11	**33**	7	9	9	**25**
Biggest lead	4	2	5	**5**	3	5	1	**5**
Points won on own serve	7	7	6	**20**	6	6	5	**17**
Points lost on own serve	1	3	4	**8**	4	4	5	**13**
Most consecutive points won	4	7	6	**7**	3	5	3	**5**
Greatest deficit overcome	3	5	1	**5**	-	-	-	**-**
Handedness/Grip								

	Game			Match
Game/Match Statistics	**1**	**2**	**3**	
Longest rally (strokes)	9	10	9	**10**
Average rally	4	4	4	**4**

Game Progress

1	**MARKOVICH Ksenia (RUS)**	0	*0	1	*2	4	*5	7	*7	9	**11**	
	IOLA Pamela (HUN)	*0	2	*3	4	*4	5	*5	7	*7	**7**	
2	**MARKOVICH Ksenia (RUS)**	*0	1	*1	3	*3	3	*4	6	*8	10	**11**
	IOLA Pamela (HUN)	0	*1	3	*3	5	*7	8	*8	8	*8	**9**
3	**MARKOVICH Ksenia (RUS)**	0	*1	2	*3	5	*7	8	*8	9	*10	**11**
	IOLA Pamela (HUN)	*0	1	*2	3	*3	3	*4	6	*7	8	**9**

LEGEND

*	Server	**MS**	Men's Single	**MT**	Men's Team	**No.**	Number	**WS**	Women's Single
WT	Women's Team						

Note: The "Greatest deficit overcome" only applies when the player ends up winning the game.

WED 26 JUL 2017
Start Time 14:15

Match Results

GUBANOVA Diana (RUS) **3 - 4** **ZYLA Iwona Ewa (POL)**

Game Summary		Match	1st Game	2nd Game	3rd Game	4th Game	5th Game	6th Game	7th Game
GUBANOVA Diana	RUS	**3**	7	8	11	11	10	11	10
ZYLA Iwona Ewa	**POL**	**4**	11	11	9	5	12	5	12
	Duration	**26min**	3min	3min	4min	3min	5min	3min	5min

Match No: WS55 Table: Table 7
Umpires:

	GUBANOVA Diana (RUS)								ZYLA Iwona Ewa (POL)							
	Game							Match	Game							Match
Player Statistics	**1**	**2**	**3**	**4**	**5**	**6**	**7**		**1**	**2**	**3**	**4**	**5**	**6**	**7**	
Points won	7	8	11	11	10	11	10	**68**	11	11	9	5	12	5	12	**65**
Biggest lead	1	3	3	6	-	6	1	**6**	4	3	1	-	3	-	4	**4**
Points won on own serve	5	2	5	6	7	7	6	**38**	8	3	4	3	8	4	7	**37**
Points lost on own serve	3	8	5	2	4	1	5	**28**	2	6	6	5	3	4	4	**30**
Most consecutive points won	2	3	3	4	3	3	5	**5**	4	4	4	1	3	2	3	**4**
Greatest deficit overcome	-	-	1	-	-	-	-	**1**	1	3	-	-	-	-	1	**3**
Handedness/Grip																

	Game							Match
Game/Match Statistics	**1**	**2**	**3**	**4**	**5**	**6**	**7**	
Longest rally (strokes)	9	14	8	6	23	14	20	**23**
Average rally	4	4	3	2	7	6	8	**5**

Game Progress

1	GUBANOVA Diana (RUS)	0	*0	2	*3	4	*5	6	*6	7	**7**			
	ZYLA Iwona Ewa (POL)	*0	2	*2	3	*4	5	*6	8	*9	**11**			
2	GUBANOVA Diana (RUS)	*0	1	*3	3	*5	6	*7	7	*8	8	**8**		
	ZYLA Iwona Ewa (POL)	0	*1	1	*3	3	*4	5	*7	8	*10	**11**		
3	**GUBANOVA Diana (RUS)**	0	*2	3	*4	5	*6	7	*8	8	*9	**11**		
	ZYLA Iwona Ewa (POL)	*0	0	*1	2	*3	4	*5	6	*8	9	**9**		
4	**GUBANOVA Diana (RUS)**	*0	1	*3	4	*5	7	*8	10	**11**				
	ZYLA Iwona Ewa (POL)	0	*1	1	*2	3	*3	4	*4	**5**				
5	GUBANOVA Diana (RUS)	0	*0	1	*2	4	*4	5	*7	8	*8	10	*10	**10**
	ZYLA Iwona Ewa (POL)	*0	2	*3	4	*4	6	*7	7	*8	10	*10	11	**12**
6	**GUBANOVA Diana (RUS)**	*0	2	*2	4	*5	7	*8	9	**11**				
	ZYLA Iwona Ewa (POL)	0	*0	2	*2	3	*3	4	*5	**5**				
7	GUBANOVA Diana (RUS)	0	*1	2	*2	3	*3	5	*7	8	*9	10	*10	**10**
	ZYLA Iwona Ewa (POL)	*0	1	*2	4	*5	7	*7	7	*8	9	*10	11	**12**

LEGEND
* Server **MS** Men's Single **MT** Men's Team **No.** Number **WS** Women's Single
WT Women's Team

Note: The "Greatest deficit overcome" only applies when the player ends up winning the game.

WED 26 JUL 2017
Start Time 15:00

Match Results

KUDRIASHOVA Anastasiia (RUS) **4 - 2** VASYLIEVA Mariia (UKR)

Game Summary		Match	1st Game	2nd Game	3rd Game	4th Game	5th Game	6th Game
KUDRIASHOVA Anastasiia	**RUS**	**4**	9	11	5	13	16	12
VASYLIEVA Mariia	UKR	**2**	11	9	11	11	14	10
	Duration	**25min**	4min	4min	3min	5min	5min	4min

Match No: WS60 Table: Table 3
Umpires:

	KUDRIASHOVA Anastasiia (RUS)							VASYLIEVA Mariia (UKR)						
	Game						Match	Game						Match
Player Statistics	**1**	**2**	**3**	**4**	**5**	**6**		**1**	**2**	**3**	**4**	**5**	**6**	
Points won	9	11	5	13	16	12	**66**	11	9	11	11	14	10	**66**
Biggest lead	1	2	-	4	2	3	**4**	5	2	6	3	2	-	**6**
Points won on own serve	5	5	2	7	7	7	**33**	6	4	5	6	6	6	**33**
Points lost on own serve	5	5	6	5	8	4	**33**	4	6	3	6	9	5	**33**
Most consecutive points won	6	4	2	4	4	2	**6**	3	2	4	5	4	2	**5**
Greatest deficit overcome	-	2	-	3	2	-	**3**	1	-	-	-	-	-	**1**
Handedness/Grip														

	Game						Match
Game/Match Statistics	**1**	**2**	**3**	**4**	**5**	**6**	
Longest rally (strokes)	13	12	9	7	9	9	**13**
Average rally	4	5	4	4	4	4	**4**

Game Progress

1	KUDRIASHOVA Anastasiia (RUS)	0	*0	1	*1	2	*3	4	*6	8	*9	**9**												
	VASYLIEVA Mariia (UKR)	*0	2	*3	5	*6	7	*8	8	*8	9	**11**												
2	**KUDRIASHOVA Anastasiia (RUS)**	*0	0	*2	3	*4	5	*6	7	*7	9	**11**												
	VASYLIEVA Mariia (UKR)	0	*2	2	*3	4	*5	6	*7	9	*9	**9**												
3	KUDRIASHOVA Anastasiia (RUS)	0	*0	0	*2	3	*4	5	*5	**5**														
	VASYLIEVA Mariia (UKR)	*0	2	*4	4	*5	6	*7	9	**11**														
4	**KUDRIASHOVA Anastasiia (RUS)**	*0	1	*1	2	*4	5	*7	9	*9	9	*10	11	*11	12	**13**								
	VASYLIEVA Mariia (UKR)	0	*1	3	*4	4	*5	5	*5	7	*9	10	*10	11	*11	**11**								
5	**KUDRIASHOVA Anastasiia (RUS)**	0	*1	2	*3	4	*6	6	*6	8	*10	10	*10	11	*12	12	*13	13	*13	14	*15	**16**		
	VASYLIEVA Mariia (UKR)	*0	1	*2	3	*4	4	*6	8	*8	8	*10	11	*11	11	*12	12	*13	14	*14	14	**14**		
6	**KUDRIASHOVA Anastasiia (RUS)**	*0	1	*3	4	*5	6	*6	7	*8	10	*10	11	**12**										
	VASYLIEVA Mariia (UKR)	0	*1	1	*2	3	*4	6	*7	8	*8	10	*10	**10**										

LEGEND

***** Server **MS** Men's Single **MT** Men's Team **No.** Number **WS** Women's Single
WT Women's Team

Note: The "Greatest deficit overcome" only applies when the player ends up winning the game.

Report Created WED 26 JUL 2017 17:58

WED 26 JUL 2017
Start Time 15:00

Match Results

MARKOVICH Ksenia (RUS) **0 - 4** **STARIKOVA Larysa (UKR)**

Game Summary		Match	1st Game	2nd Game	3rd Game	4th Game
MARKOVICH Ksenia	RUS	**0**	10	3	6	6
STARIKOVA Larysa	**UKR**	**4**	12	11	11	11
	Duration	**15min**	5min	3min	4min	3min

Match No: WS63 Table: Table 7
Umpires:

	MARKOVICH Ksenia (RUS)					STARIKOVA Larysa (UKR)				
	Game				Match	Game				Match
Player Statistics	**1**	**2**	**3**	**4**		**1**	**2**	**3**	**4**	
Points won	10	3	6	6	**25**	12	11	11	11	**45**
Biggest lead	5	-	-	-	**5**	2	8	6	5	**8**
Points won on own serve	4	1	2	4	**11**	5	4	5	6	**20**
Points lost on own serve	7	7	6	5	**25**	6	2	4	2	**14**
Most consecutive points won	5	2	2	1	**5**	7	5	4	3	**7**
Greatest deficit overcome	-	-	-	-	**-**	5	-	-	-	**5**
Handedness/Grip										

	Game				Match
Game/Match Statistics	**1**	**2**	**3**	**4**	
Longest rally (strokes)	9	11	8	12	**12**
Average rally	4	5	4	4	**4**

Game Progress

1	MARKOVICH Ksenia (RUS)	0	*1	2	*4	4	*6	8	*9	10	*10	10	*10	**10**
	STARIKOVA Larysa (UKR)	*0	1	*2	2	*4	4	*4	5	*6	8	*10	11	**12**
2	MARKOVICH Ksenia (RUS)	*0	0	*2	2	*2	3	*3	**3**					
	STARIKOVA Larysa (UKR)	0	*2	2	*4	6	*7	9	**11**					
3	MARKOVICH Ksenia (RUS)	0	*0	0	*1	2	*3	3	*5	6	**6**			
	STARIKOVA Larysa (UKR)	*0	2	*4	5	*6	7	*9	9	*10	**11**			
4	MARKOVICH Ksenia (RUS)	*0	1	*1	2	*3	4	*5	6	*6	**6**			
	STARIKOVA Larysa (UKR)	0	*1	3	*4	5	*6	7	*8	10	**11**			

LEGEND
* Server **MS** Men's Single **MT** Men's Team **No.** Number **WS** Women's Single
WT Women's Team

Note: The "Greatest deficit overcome" only applies when the player ends up winning the game.

WED 26 JUL 2017
Start Time 17:15

Match Results

KONDRATOVA Anna Alexandrovna (4 - 0 KAWASAKI Mizue (JPN)

Game Summary		Match	1st Game	2nd Game	3rd Game	4th Game
KONDRATOVA Anna Alexandrovna	**RUS**	**4**	11	11	11	11
KAWASAKI Mizue	JPN	**0**	7	2	1	7
	Duration	**11min**	3min	2min	2min	4min

Match No: WS65 Table: Table 1
Umpires:

	KONDRATOVA Anna Alexandrovna (RUS)					KAWASAKI Mizue (JPN)				
	Game				Match	Game				Match
Player Statistics	**1**	**2**	**3**	**4**		**1**	**2**	**3**	**4**	
Points won	11	11	11	11	**44**	7	2	1	7	**17**
Biggest lead	5	9	10	5	**10**	-	-	-	-	**-**
Points won on own serve	8	6	6	4	**24**	5	2	1	3	**11**
Points lost on own serve	2	-	-	4	**6**	3	5	5	7	**20**
Most consecutive points won	5	7	6	4	**7**	3	2	1	2	**3**
Greatest deficit overcome	-	-	-	-	**-**	-	-	-	-	**-**
Handedness/Grip										

	Game				Match
Game/Match Statistics	**1**	**2**	**3**	**4**	
Longest rally (strokes)	10	7	5	8	**10**
Average rally	4	4	2	4	**4**

Game Progress

1	**KONDRATOVA Anna Alexandrovna (RU**	*0	2	*4	5	*6	7	*7	9	*9	**11**
	KAWASAKI Mizue (JPN)	0	*0	0	*1	2	*3	5	*5	7	**7**
2	**KONDRATOVA Anna Alexandrovna (RU**	0	*2	4	*4	6	*8	10	**11**		
	KAWASAKI Mizue (JPN)	*0	0	*0	2	*2	2	*2	**2**		
3	**KONDRATOVA Anna Alexandrovna (RU**	*0	2	*4	6	*7	9	**11**			
	KAWASAKI Mizue (JPN)	0	*0	0	*0	1	*1	**1**			
4	**KONDRATOVA Anna Alexandrovna (RU**	0	*1	3	*5	6	*7	8	*9	9	**11**
	KAWASAKI Mizue (JPN)	*0	1	*1	1	*2	3	*4	5	*7	**7**

LEGEND
* Server **MS** Men's Single **MT** Men's Team **No.** Number **WS** Women's Single
WT Women's Team

Note: The "Greatest deficit overcome" only applies when the player ends up winning the game.

WED 26 JUL 2017
Start Time 17:15

Match Results

GHOSH Suravi (IND) **0 - 4** **KUDRIASHOVA Anastasiia (RUS)**

Game Summary		Match	1st Game	2nd Game	3rd Game	4th Game
GHOSH Suravi	IND	**0**	9	10	8	6
KUDRIASHOVA Anastasiia	**RUS**	**4**	11	12	11	11
	Duration	**17min**	4min	5min	4min	4min

Match No: WS70 Table: Table 7
Umpires:

	GHOSH Suravi (IND)					KUDRIASHOVA Anastasiia (RUS)				
	Game				Match	Game				Match
Player Statistics	**1**	**2**	**3**	**4**		**1**	**2**	**3**	**4**	
Points won	9	10	8	6	**33**	11	12	11	11	**45**
Biggest lead	1	3	2	-	**3**	6	2	5	5	**6**
Points won on own serve	6	4	7	2	**19**	7	5	8	5	**25**
Points lost on own serve	4	7	3	6	**20**	3	6	1	4	**14**
Most consecutive points won	7	4	3	2	**7**	7	3	7	3	**7**
Greatest deficit overcome	-	-	-	-	**-**	1	3	2	-	**3**
Handedness/Grip										

	Game				Match
Game/Match Statistics	**1**	**2**	**3**	**4**	
Longest rally (strokes)	11	15	11	13	**15**
Average rally	4	5	6	5	**5**

Game Progress

1	GHOSH Suravi (IND)	*0	1	*1	1	*1	3	*5	7	*8	9	**9**		
	KUDRIASHOVA Anastasiia (RUS)	0	*1	3	*5	7	*7	7	*7	8	*9	**11**		
2	GHOSH Suravi (IND)	0	*1	2	*4	5	*6	6	*7	7	*8	10	*10	**10**
	KUDRIASHOVA Anastasiia (RUS)	*0	1	*2	2	*3	4	*6	7	*9	10	*10	11	**12**
3	GHOSH Suravi (IND)	*0	2	*2	2	*2	3	*4	6	*6	8	**8**		
	KUDRIASHOVA Anastasiia (RUS)	0	*0	2	*4	6	*7	8	*8	10	*10	**11**		
4	GHOSH Suravi (IND)	0	*1	1	*2	3	*4	4	*5	6	**6**			
	KUDRIASHOVA Anastasiia (RUS)	*0	1	*3	4	*5	6	*8	9	*10	**11**			

LEGEND
* Server **MS** Men's Single **MT** Men's Team **No.** Number **WS** Women's Single
WT Women's Team

Note: The "Greatest deficit overcome" only applies when the player ends up winning the game.

THU 27 JUL 2017
Start Time 09:00

Match Results

KONDRATOVA Anna Alexandrovna (4 - 1 LIN Huan (CHN)

Game Summary		Match	1st Game	2nd Game	3rd Game	4th Game	5th Game
KONDRATOVA Anna Alexandrovna	**RUS**	**4**	11	11	9	11	11
LIN Huan	CHN	**1**	3	4	11	9	7
	Duration	**23min**	3min	5min	5min	5min	5min

Match No: WS73 Table: Table 1
Umpires:

	KONDRATOVA Anna Alexandrovna (RUS)						LIN Huan (CHN)					
	Game					Match	Game					Match
Player Statistics	**1**	**2**	**3**	**4**	**5**		**1**	**2**	**3**	**4**	**5**	
Points won	11	11	9	11	11	**53**	3	4	11	9	7	**34**
Biggest lead	8	7	1	3	4	**8**	-	-	3	2	2	**3**
Points won on own serve	4	7	7	5	5	**28**	1	3	8	4	4	**20**
Points lost on own serve	2	1	3	5	3	**14**	7	4	2	6	6	**25**
Most consecutive points won	4	4	3	4	5	**5**	1	1	4	3	2	**4**
Greatest deficit overcome	-	-	-	2	2	**2**	-	-	1	-	-	**1**
Handedness/Grip												

	Game					Match
Game/Match Statistics	**1**	**2**	**3**	**4**	**5**	
Longest rally (strokes)	11	26	22	15	20	**26**
Average rally	7	9	8	7	9	**8**

Game Progress

1	**KONDRATOVA Anna Alexandrovna (RU**	0	*2	3	*4	6	*8	9	**11**			
	LIN Huan (CHN)	*0	0	*1	2	*2	2	*3	**3**			
2	**KONDRATOVA Anna Alexandrovna (RU**	*0	2	*3	5	*6	8	*9	10	**11**		
	LIN Huan (CHN)	0	*0	1	*1	2	*2	3	*4	**4**		
3	KONDRATOVA Anna Alexandrovna (RUS)	0	*0	2	*3	3	*4	6	*6	8	*8	**9**
	LIN Huan (CHN)	*0	2	*2	3	*5	6	*6	8	*8	10	**11**
4	**KONDRATOVA Anna Alexandrovna (RU**	*0	1	*2	2	*4	6	*7	8	*9	10	**11**
	LIN Huan (CHN)	0	*1	2	*4	4	*4	5	*6	7	*8	**9**
5	**KONDRATOVA Anna Alexandrovna (RU**	0	*0	2	*3	3	*4	6	*8	9	**11**	
	LIN Huan (CHN)	*0	2	*2	3	*5	6	*6	6	*7	**7**	

LEGEND

*	Server	**MS**	Men's Single	**MT**	Men's Team	**No.**	Number	**WS**	Women's Single
WT	Women's Team								

Note: The "Greatest deficit overcome" only applies when the player ends up winning the game.

Report Created THU 27 JUL 2017 10:00

THU 27 JUL 2017
Start Time 09:00

Match Results

HUANG Meng Ping (CHN) **4 - 0** KUDRIASHOVA Anastasiia (RUS)

Game Summary		Match	1st Game	2nd Game	3rd Game	4th Game
HUANG Meng Ping	**CHN**	**4**	11	11	11	11
KUDRIASHOVA Anastasiia	RUS	**0**	3	7	6	9
	Duration	**14min**	3min	3min	4min	4min

Match No: WS75 Table: Table 7
Umpires:

	HUANG Meng Ping (CHN)					KUDRIASHOVA Anastasiia (RUS)				
	Game				Match	Game				Match
Player Statistics	**1**	**2**	**3**	**4**		**1**	**2**	**3**	**4**	
Points won	11	11	11	11	**44**	3	7	6	9	**25**
Biggest lead	8	4	5	3	**8**	1	2	3	-	**3**
Points won on own serve	6	5	6	5	**22**	1	4	3	4	**12**
Points lost on own serve	2	3	3	5	**13**	5	6	5	6	**22**
Most consecutive points won	6	4	4	3	**6**	2	2	3	3	**3**
Greatest deficit overcome	1	2	3	-	**3**	-	-	-	-	**-**
Handedness/Grip										

	Game				Match
Game/Match Statistics	**1**	**2**	**3**	**4**	
Longest rally (strokes)	8	7	14	9	**14**
Average rally	4	4	5	4	**4**

Game Progress

1	**HUANG Meng Ping (CHN)**	*0	1	*3	5	*6	7	*9	**11**			
	KUDRIASHOVA Anastasiia (RUS)	0	*1	1	*1	2	*3	3	**3**			
2	**HUANG Meng Ping (CHN)**	0	*1	2	*2	3	*5	6	*7	9	**11**	
	KUDRIASHOVA Anastasiia (RUS)	*0	1	*2	4	*5	5	*6	7	*7	**7**	
3	**HUANG Meng Ping (CHN)**	*0	0	*1	3	*4	6	*7	8	*10	**11**	
	KUDRIASHOVA Anastasiia (RUS)	0	*2	3	*3	4	*4	5	*6	6	**6**	
4	**HUANG Meng Ping (CHN)**	0	*1	2	*4	5	*6	7	*7	8	*10	**11**
	KUDRIASHOVA Anastasiia (RUS)	*0	1	*2	2	*3	4	*5	7	*8	8	**9**

LEGEND
* Server **MS** Men's Single **MT** Men's Team **No.** Number **WS** Women's Single
WT Women's Team

Note: The "Greatest deficit overcome" only applies when the player ends up winning the game.

THU 27 JUL 2017
Start Time 10:00

Match Results

KONDRATOVA Anna Alexandrovna (R **0 - 4** **SHI Ce (CHN)**

Game Summary		Match	1st Game	2nd Game	3rd Game	4th Game
KONDRATOVA Anna Alexandrovna	RUS	**0**	8	5	8	2
SHI Ce	**CHN**	**4**	11	11	11	11
	Duration	**14min**	4min	3min	4min	3min

Match No: WS77 Table: Table 2
Umpires:

	KONDRATOVA Anna Alexandrovna (RUS)					SHI Ce (CHN)				
	Game				Match	Game				Match
Player Statistics	**1**	**2**	**3**	**4**		**1**	**2**	**3**	**4**	
Points won	8	5	8	2	**23**	11	11	11	11	**44**
Biggest lead	2	3	3	-	**3**	4	6	3	9	**9**
Points won on own serve	7	2	6	2	**17**	8	5	7	7	**27**
Points lost on own serve	3	6	4	4	**17**	1	3	2	-	**6**
Most consecutive points won	2	3	2	1	**3**	3	5	3	7	**7**
Greatest deficit overcome	-	-	-	-	**-**	2	3	3	-	**3**
Handedness/Grip										

	Game				Match
Game/Match Statistics	**1**	**2**	**3**	**4**	
Longest rally (strokes)	10	10	21	6	**21**
Average rally	4	4	5	3	**4**

Game Progress

1	KONDRATOVA Anna Alexandrovna (RUS)	*0	2	*2	3	*3	4	*4	5	*6	8	**8**
	SHI Ce (CHN)	0	*0	2	*3	5	*6	8	*9	10	*10	**11**
2	KONDRATOVA Anna Alexandrovna (RUS)	0	*2	3	*3	3	*4	5	*5	**5**		
	SHI Ce (CHN)	*0	0	*1	3	*5	6	*7	9	**11**		
3	KONDRATOVA Anna Alexandrovna (RUS)	*0	2	*3	4	*4	5	*6	7	*7	8	**8**
	SHI Ce (CHN)	0	*0	1	*2	4	*5	6	*7	9	*10	**11**
4	KONDRATOVA Anna Alexandrovna (RUS)	0	*0	0	*0	1	*1	2	**2**			
	SHI Ce (CHN)	*0	2	*4	6	*7	9	*10	**11**			

LEGEND

***** Server **MS** Men's Single **MT** Men's Team **No.** Number **WS** Women's Single
WT Women's Team

Note: The "Greatest deficit overcome" only applies when the player ends up winning the game.

THU 27 JUL 2017
Start Time 10:00

Match Results

HUANG Meng Ping (CHN) **4 - 2** WANG Zhe (CHN)

Game Summary		Match	1st Game	2nd Game	3rd Game	4th Game	5th Game	6th Game
HUANG Meng Ping	**CHN**	**4**	7	11	12	11	5	11
WANG Zhe	CHN	**2**	11	9	10	9	11	8
	Duration	**29min**	4min	5min	5min	5min	5min	5min

Match No: WS78 Table: Table 3
Umpires:

	HUANG Meng Ping (CHN)							WANG Zhe (CHN)						
	Game						Match	Game						Match
Player Statistics	**1**	**2**	**3**	**4**	**5**	**6**		**1**	**2**	**3**	**4**	**5**	**6**	
Points won	7	11	12	11	5	11	**57**	11	9	10	9	11	8	**58**
Biggest lead	-	3	2	5	4	3	**5**	4	2	2	1	6	1	**6**
Points won on own serve	3	3	5	4	2	7	**24**	6	2	4	3	5	5	**25**
Points lost on own serve	5	7	6	6	6	3	**33**	4	8	7	7	3	4	**33**
Most consecutive points won	1	4	4	4	5	3	**5**	3	2	3	5	10	3	**10**
Greatest deficit overcome	-	2	2	1	-	1	**2**	-	-	-	-	4	-	**4**
Handedness/Grip														

	Game						Match
Game/Match Statistics	**1**	**2**	**3**	**4**	**5**	**6**	
Longest rally (strokes)	12	11	11	13	11	18	**18**
Average rally	5	5	7	7	6	8	**6**

Game Progress

1	HUANG Meng Ping (CHN)	0	*1	1	*2	3	*4	5	*5	6	**7**			
	WANG Zhe (CHN)	*0	1	*3	4	*5	6	*7	9	*10	**11**			
2	**HUANG Meng Ping (CHN)**	*0	0	*2	4	*5	6	*7	7	*9	9	**11**		
	WANG Zhe (CHN)	0	*2	2	*2	3	*4	5	*7	7	*9	**9**		
3	**HUANG Meng Ping (CHN)**	0	*0	1	*3	5	*6	6	*7	7	*9	10	*11	**12**
	WANG Zhe (CHN)	*0	2	*3	3	*3	4	*6	7	*9	9	*10	10	**10**
4	**HUANG Meng Ping (CHN)**	*0	1	*3	4	*6	7	*8	9	*9	9	**11**		
	WANG Zhe (CHN)	0	*1	1	*2	2	*3	4	*5	7	*9	**9**		
5	HUANG Meng Ping (CHN)	0	*1	3	*5	5	*5	5	*5	**5**				
	WANG Zhe (CHN)	*0	1	*1	1	*3	5	*7	9	**11**				
6	**HUANG Meng Ping (CHN)**	*0	2	*3	4	*5	5	*6	8	*8	10	**11**		
	WANG Zhe (CHN)	0	*0	1	*2	3	*5	6	*6	8	*8	**8**		

LEGEND
* Server **MS** Men's Single **MT** Men's Team **No.** Number **WS** Women's Single
WT Women's Team

Note: The "Greatest deficit overcome" only applies when the player ends up winning the game.

THU 27 JUL 2017
Start Time 11:00

Match Results

SHI Ce (CHN) **3 - 4** **HUANG Meng Ping (CHN)**

Game Summary		Match	1st Game	2nd Game	3rd Game	4th Game	5th Game	6th Game	7th Game
SHI Ce	CHN	**3**	11	9	14	6	11	10	6
HUANG Meng Ping	**CHN**	**4**	6	11	12	11	5	12	11
	Duration	**30min**	3min	5min	5min	4min	3min	5min	5min

Match No: WS79 Table: Table 1
Umpires:

	SHI Ce (CHN)								HUANG Meng Ping (CHN)							
	Game							Match	Game							Match
Player Statistics	**1**	**2**	**3**	**4**	**5**	**6**	**7**		**1**	**2**	**3**	**4**	**5**	**6**	**7**	
Points won	11	9	14	6	11	10	6	**67**	6	11	12	11	5	12	11	**68**
Biggest lead	5	-	2	-	6	1	-	**6**	1	2	1	7	2	2	5	**7**
Points won on own serve	5	5	8	3	6	6	4	**37**	3	6	7	5	3	7	7	**38**
Points lost on own serve	3	5	5	6	2	5	4	**30**	6	4	6	3	5	4	2	**30**
Most consecutive points won	4	2	3	3	8	2	3	**8**	3	2	2	5	2	2	3	**5**
Greatest deficit overcome	1	-	1	-	2	-	-	**2**	-	-	-	-	-	1	-	**1**
Handedness/Grip																

	Game							Match
Game/Match Statistics	**1**	**2**	**3**	**4**	**5**	**6**	**7**	
Longest rally (strokes)	9	10	12	13	11	14	11	**14**
Average rally	5	5	5	5	5	5	4	**5**

Game Progress

1	**SHI Ce (CHN)**	0	*1	3	*3	4	*6	7	*9	10	**11**							
	HUANG Meng Ping (CHN)	*0	1	*1	3	*4	4	*5	5	*6	**6**							
2	SHI Ce (CHN)	*0	0	*1	2	*3	4	*5	7	*8	9	**9**						
	HUANG Meng Ping (CHN)	0	*2	3	*4	5	*6	7	*7	8	*9	**11**						
3	**SHI Ce (CHN)**	0	*1	2	*3	4	*5	7	*8	9	*9	10	*11	11	*11	12	*13	**14**
	HUANG Meng Ping (CHN)	*0	1	*2	3	*4	5	*5	6	*7	9	*10	10	*11	12	*12	12	**12**
4	SHI Ce (CHN)	*0	1	*1	1	*2	2	*3	5	*6	**6**							
	HUANG Meng Ping (CHN)	0	*1	3	*5	6	*8	9	*9	10	**11**							
5	**SHI Ce (CHN)**	0	*1	2	*2	4	*6	8	*10	**11**								
	HUANG Meng Ping (CHN)	*0	1	*2	4	*4	4	*4	4	**5**								
6	SHI Ce (CHN)	*0	1	*2	3	*4	5	*6	7	*7	9	*10	10	**10**				
	HUANG Meng Ping (CHN)	0	*1	2	*3	4	*5	6	*7	9	*9	10	*11	**12**				
7	SHI Ce (CHN)	0	*0	1	*1	2	*3	5	*6	6	**6**							
	HUANG Meng Ping (CHN)	*0	2	*3	5	*6	7	*7	8	*10	**11**							

LEGEND
* Server **MS** Men's Single **MT** Men's Team **No.** Number **WS** Women's Single
WT Women's Team

Note: The "Greatest deficit overcome" only applies when the player ends up winning the game.

Draw



Approval date/time: SAT 22 JUL 2017 22:06 Referee: _____ ITTF TD: _____

MON 24 JUL 2017
Start Time 11:15

Match Results

LEE / KIM (KOR) **4 - 1** GUBANOVA / KUDRIASHOVA (RUS)

Game Summary		Match	1st Game	2nd Game	3rd Game	4th Game	5th Game
LEE / KIM	**KOR**	**4**	13	11	6	11	11
GUBANOVA / KUDRIASHOVA	RUS	**1**	11	9	11	9	3
	Duration	**20min**	5min	4min	4min	5min	2min

Match No: WD5 Table: Table 2
Umpires:

	LEE / KIM (KOR)						GUBANOVA / KUDRIASHOVA (RUS)					
	Game					Match	Game					Match
Player Statistics	**1**	**2**	**3**	**4**	**5**		**1**	**2**	**3**	**4**	**5**	
Points won	13	11	6	11	11	**52**	11	9	11	9	3	**43**
Biggest lead	4	2	-	4	8	**8**	2	3	5	1	-	**5**
Points won on own serve	5	7	4	6	5	**27**	4	6	6	5	2	**23**
Points lost on own serve	7	3	5	4	1	**20**	8	4	2	5	6	**25**
Most consecutive points won	6	4	2	4	5	**6**	5	3	4	4	2	**5**
Greatest deficit overcome	2	3	-	1	-	**3**	-	-	-	-	-	**-**
Handedness/Grip	-						-					

	Game					Match
Game/Match Statistics	**1**	**2**	**3**	**4**	**5**	
Longest rally (strokes)	8	7	8	7	5	**8**
Average rally	4	3	4	4	3	**4**

Game Progress

1	**LEE / KIM (KOR)**	*0	0	*2	4	*6	6	*6	7	*9	10	*10	10	*11	12	**13**
	GUBANOVA / KUDRIASHOVA (RUS)	0	*2	2	*2	2	*4	6	*7	7	*8	10	*11	11	*11	**11**
2	**LEE / KIM (KOR)**	0	*1	2	*2	4	*5	5	*6	8	*9	**11**				
	GUBANOVA / KUDRIASHOVA (RUS)	*0	1	*2	4	*4	5	*7	8	*8	9	**9**				
3	LEE / KIM (KOR)	*0	0	*0	1	*2	4	*4	5	*6	**6**					
	GUBANOVA / KUDRIASHOVA (RUS)	0	*2	4	*5	6	*6	8	*9	10	**11**					
4	**LEE / KIM (KOR)**	0	*1	3	*5	5	*5	6	*7	8	*9	**11**				
	GUBANOVA / KUDRIASHOVA (RUS)	*0	1	*1	1	*3	5	*6	7	*8	9	**9**				
5	**LEE / KIM (KOR)**	0	*2	4	*5	7	*8	9	**11**							
	GUBANOVA / KUDRIASHOVA (RUS)	*0	0	*0	1	*1	2	*3	**3**							

LEGEND

*	Server	**MS**	Men's Single	**MT**	Men's Team	**No.**	Number	**WS**	Women's Single
WT	Women's Team								

Note: The "Greatest deficit overcome" only applies when the player ends up winning the game.

Report Created MON 24 JUL 2017 12:57

MON 24 JUL 2017
Start Time 11:15

Match Results

KONDRATOVA / MARKOVICH (RUS) **4 - 1** GOMES / GHOSH (IND)

Game Summary		Match	1st Game	2nd Game	3rd Game	4th Game	5th Game
KONDRATOVA / MARKOVICH	**RUS**	**4**	11	11	7	11	11
GOMES / GHOSH	IND	**1**	7	7	11	3	3
	Duration	**18min**	4min	4min	3min	3min	4min

Match No: WD10 Table: Table 8
Umpires:

	KONDRATOVA / MARKOVICH (RUS)						GOMES / GHOSH (IND)					
	Game					Match	Game					Match
Player Statistics	**1**	**2**	**3**	**4**	**5**		**1**	**2**	**3**	**4**	**5**	
Points won	11	11	7	11	11	**51**	7	7	11	3	3	**31**
Biggest lead	4	4	4	8	8	**8**	2	2	4	-	1	**4**
Points won on own serve	4	7	2	7	5	**25**	3	4	5	2	2	**16**
Points lost on own serve	4	3	6	1	1	**15**	7	4	5	4	6	**26**
Most consecutive points won	5	6	3	4	7	**7**	3	3	4	1	2	**4**
Greatest deficit overcome	2	2	-	-	1	**2**	-	-	4	-	-	**4**
Handedness/Grip	-						-					

	Game					Match
Game/Match Statistics	**1**	**2**	**3**	**4**	**5**	
Longest rally (strokes)	10	8	8	10	7	**10**
Average rally	4	4	3	4	3	**4**

Game Progress

1	**KONDRATOVA / MARKOVICH (RUS)**	0	*1	1	*3	4	*5	6	*7	9	**11**
	GOMES / GHOSH (IND)	*0	1	*3	3	*4	5	*6	7	*7	**7**
2	**KONDRATOVA / MARKOVICH (RUS)**	*0	0	*1	3	*5	7	*7	8	*9	**11**
	GOMES / GHOSH (IND)	0	*2	3	*3	3	*3	5	*6	7	**7**
3	KONDRATOVA / MARKOVICH (RUS)	0	*2	3	*5	5	*6	6	*6	7	**7**
	GOMES / GHOSH (IND)	*0	0	*1	1	*3	4	*6	8	*9	**11**
4	**KONDRATOVA / MARKOVICH (RUS)**	*0	2	*3	5	*6	7	*9	**11**		
	GOMES / GHOSH (IND)	0	*0	1	*1	2	*3	3	**3**		
5	**KONDRATOVA / MARKOVICH (RUS)**	0	*1	3	*4	5	*7	9	**11**		
	GOMES / GHOSH (IND)	*0	1	*1	2	*3	3	*3	**3**		

LEGEND
* Server **MS** Men's Single **MT** Men's Team **No.** Number **WS** Women's Single
WT Women's Team

Note: The "Greatest deficit overcome" only applies when the player ends up winning the game.

MON 24 JUL 2017
Start Time 14:00

Match Results

KONDRATOVA / MARKOVICH (RUS) **3 - 4** **KAMEZAWA / KAWASAKI (JPN)**

Game Summary		Match	1st Game	2nd Game	3rd Game	4th Game	5th Game	6th Game	7th Game
KONDRATOVA / MARKOVICH	RUS	**3**	3	9	11	12	9	11	7
KAMEZAWA / KAWASAKI	**JPN**	**4**	11	11	9	10	11	9	11
	Duration	**32min**	2min	5min	5min	5min	5min	5min	5min

Match No: WD15 Table: Table 2
Umpires:

	KONDRATOVA / MARKOVICH (RUS)								KAMEZAWA / KAWASAKI (JPN)							
	Game							Match	Game							Match
Player Statistics	**1**	**2**	**3**	**4**	**5**	**6**	**7**		**1**	**2**	**3**	**4**	**5**	**6**	**7**	
Points won	3	9	11	12	9	11	7	**62**	11	11	9	10	11	9	11	**72**
Biggest lead	-	2	5	2	3	5	-	**5**	8	4	-	2	2	1	5	**8**
Points won on own serve	1	3	6	9	4	6	3	**32**	4	4	5	8	5	5	4	**35**
Points lost on own serve	7	7	4	2	6	4	7	**37**	2	6	5	3	5	5	4	**30**
Most consecutive points won	2	3	5	3	4	6	3	**6**	5	6	2	2	5	4	5	**6**
Greatest deficit overcome	-	-	-	2	-	1	-	**2**	-	2	-	-	3	-	-	**3**
Handedness/Grip	-								-							

	Game							Match
Game/Match Statistics	**1**	**2**	**3**	**4**	**5**	**6**	**7**	
Longest rally (strokes)	7	7	6	9	8	10	7	**10**
Average rally	3	4	4	4	4	4	4	**4**

Game Progress

1	KONDRATOVA / MARKOVICH (RUS)	*0	0	*0	1	*1	1	*3	**3**					
	KAMEZAWA / KAWASAKI (JPN)	0	*2	4	*5	7	*9	9	**11**					
2	KONDRATOVA / MARKOVICH (RUS)	0	*1	2	*3	4	*6	6	*6	6	*8	**9**		
	KAMEZAWA / KAWASAKI (JPN)	*0	1	*2	3	*4	4	*6	8	*10	10	**11**		
3	**KONDRATOVA / MARKOVICH (RUS)**	*0	2	*4	5	*6	7	*7	8	*9	10	**11**		
	KAMEZAWA / KAWASAKI (JPN)	0	*0	0	*1	2	*3	5	*6	7	*8	**9**		
4	**KONDRATOVA / MARKOVICH (RUS)**	0	*0	2	*3	4	*4	6	*6	8	*9	10	*11	**12**
	KAMEZAWA / KAWASAKI (JPN)	*0	2	*2	3	*4	6	*6	8	*8	9	*10	10	**10**
5	KONDRATOVA / MARKOVICH (RUS)	*0	1	*2	2	*4	6	*7	8	*9	9	**9**		
	KAMEZAWA / KAWASAKI (JPN)	0	*1	2	*4	4	*4	5	*6	7	*9	**11**		
6	**KONDRATOVA / MARKOVICH (RUS)**	0	*1	3	*5	6	*6	7	*8	9	*10	**11**		
	KAMEZAWA / KAWASAKI (JPN)	*0	1	*1	1	*2	4	*5	6	*7	8	**9**		
7	KONDRATOVA / MARKOVICH (RUS)	*0	0	*0	1	*2	3	*5	5	*6	**7**			
	KAMEZAWA / KAWASAKI (JPN)	0	*2	4	*5	6	*7	7	*9	10	**11**			

LEGEND
* Server **MS** Men's Single **MT** Men's Team **No.** Number **WS** Women's Single
WT Women's Team

Note: The "Greatest deficit overcome" only applies when the player ends up winning the game.

MON 24 JUL 2017
Start Time 15:00

Match Results

HUANG / SHI (CHN) **4 - 0** ZAVINOVSKA / VASYLIEVA (UKR)

Game Summary		Match	1st Game	2nd Game	3rd Game	4th Game
HUANG / SHI	**CHN**	**4**	11	11	11	13
ZAVINOVSKA / VASYLIEVA	UKR	**0**	3	5	6	11
	Duration	**13min**	2min	3min	3min	5min

Match No: WD16 Table: Table 1
Umpires:

	HUANG / SHI (CHN)					ZAVINOVSKA / VASYLIEVA (UKR)				
	Game				Match	Game				Match
Player Statistics	**1**	**2**	**3**	**4**		**1**	**2**	**3**	**4**	
Points won	11	11	11	13	**46**	3	5	6	11	**25**
Biggest lead	8	6	5	2	**8**	-	-	-	1	**1**
Points won on own serve	5	5	5	6	**21**	2	2	3	5	**12**
Points lost on own serve	1	3	3	6	**13**	6	6	6	7	**25**
Most consecutive points won	5	4	3	3	**5**	1	1	2	3	**3**
Greatest deficit overcome	-	-	-	1	**1**	-	-	-	-	**-**
Handedness/Grip	-					-				

	Game				Match
Game/Match Statistics	**1**	**2**	**3**	**4**	
Longest rally (strokes)	6	6	7	8	**8**
Average rally	3	4	4	5	**4**

Game Progress

1	**HUANG / SHI (CHN)**	0	*2	4	*5	7	*9	10	**11**							
	ZAVINOVSKA / VASYLIEVA (UKR)	*0	0	*0	1	*1	1	*2	**3**							
2	**HUANG / SHI (CHN)**	*0	2	*4	5	*6	7	*8	9	**11**						
	ZAVINOVSKA / VASYLIEVA (UKR)	0	*0	0	*1	2	*3	4	*5	**5**						
3	**HUANG / SHI (CHN)**	0	*1	2	*4	5	*6	8	*9	10	**11**					
	ZAVINOVSKA / VASYLIEVA (UKR)	*0	1	*2	2	*3	4	*4	5	*6	**6**					
4	**HUANG / SHI (CHN)**	*0	1	*2	3	*5	5	*6	8	*8	9	*10	10	*11	12	**13**
	ZAVINOVSKA / VASYLIEVA (UKR)	0	*1	2	*3	3	*5	6	*6	8	*9	10	*11	11	*11	**11**

LEGEND

*	Server	**MS**	Men's Single	**MT**	Men's Team	**No.**	Number	**WS**	Women's Single
WT	Women's Team						

Note: The "Greatest deficit overcome" only applies when the player ends up winning the game.

MON 24 JUL 2017
Start Time 15:00

Match Results

LIN / WANG (CHN) **4 - 0** KAMEZAWA / KAWASAKI (JPN)

Game Summary		Match	1st Game	2nd Game	3rd Game	4th Game
LIN / WANG	**CHN**	**4**	11	11	11	11
KAMEZAWA / KAWASAKI	JPN	**0**	7	6	6	8
	Duration	**20min**	5min	5min	5min	5min

Match No: WD17 Table: Table 7
Umpires:

	LIN / WANG (CHN)					KAMEZAWA / KAWASAKI (JPN)				
	Game				Match	Game				Match
Player Statistics	**1**	**2**	**3**	**4**		**1**	**2**	**3**	**4**	
Points won	11	11	11	11	**44**	7	6	6	8	**27**
Biggest lead	4	5	6	4	**6**	1	1	-	1	**1**
Points won on own serve	5	5	5	5	**20**	2	3	2	4	**11**
Points lost on own serve	5	3	4	4	**16**	6	6	6	6	**24**
Most consecutive points won	3	4	6	5	**6**	1	2	2	3	**3**
Greatest deficit overcome	1	1	-	1	**1**	-	-	-	-	**-**
Handedness/Grip	-					-				

	Game				Match
Game/Match Statistics	**1**	**2**	**3**	**4**	
Longest rally (strokes)	10	11	8	15	**15**
Average rally	7	5	6	6	**6**

Game Progress

1	**LIN / WANG (CHN)**	*0	1	*3	4	*5	6	*7	8	*10	**11**	
	KAMEZAWA / KAWASAKI (JPN)	0	*1	1	*2	3	*4	5	*6	6	**7**	
2	**LIN / WANG (CHN)**	0	*1	2	*3	5	*7	8	*9	10	**11**	
	KAMEZAWA / KAWASAKI (JPN)	*0	1	*2	3	*3	3	*4	5	*6	**6**	
3	**LIN / WANG (CHN)**	*0	2	*3	3	*5	7	*9	9	*10	**11**	
	KAMEZAWA / KAWASAKI (JPN)	0	*0	1	*3	3	*3	3	*5	6	**6**	
4	**LIN / WANG (CHN)**	0	*1	3	*5	5	*6	7	*7	8	*10	**11**
	KAMEZAWA / KAWASAKI (JPN)	*0	1	*1	1	*3	4	*5	7	*8	8	**8**

LEGEND

* Server **MS** Men's Single **MT** Men's Team **No.** Number **WS** Women's Single
WT Women's Team

Note: The "Greatest deficit overcome" only applies when the player ends up winning the game.

Report Created MON 24 JUL 2017 16:53

MON 24 JUL 2017
Start Time 16:00

Match Results

HUANG / SHI (CHN) **4 - 1** LIN / WANG (CHN)

Game Summary		Match	1st Game	2nd Game	3rd Game	4th Game	5th Game
HUANG / SHI	**CHN**	**4**	11	8	11	12	11
LIN / WANG	CHN	**1**	6	11	4	10	5
	Duration	**22min**	4min	5min	4min	5min	4min

Match No: WD18 Table: Table 1
Umpires:

	HUANG / SHI (CHN)						LIN / WANG (CHN)					
	Game					Match	Game					Match
Player Statistics	**1**	**2**	**3**	**4**	**5**		**1**	**2**	**3**	**4**	**5**	
Points won	11	8	11	12	11	**53**	6	11	4	10	5	**36**
Biggest lead	5	2	7	3	6	**7**	2	3	-	1	3	**3**
Points won on own serve	6	4	6	5	5	**26**	3	6	2	4	2	**17**
Points lost on own serve	3	5	2	6	3	**19**	5	4	5	7	6	**27**
Most consecutive points won	4	5	4	2	4	**5**	2	5	1	2	3	**5**
Greatest deficit overcome	2	-	-	1	3	**3**	-	2	-	-	-	**2**
Handedness/Grip	-						-					

	Game					Match
Game/Match Statistics	**1**	**2**	**3**	**4**	**5**	
Longest rally (strokes)	9	9	8	8	8	**9**
Average rally	5	5	5	5	4	**5**

Game Progress

1	**HUANG / SHI (CHN)**	*0	0	*2	4	*4	6	*7	8	*10	**11**			
	LIN / WANG (CHN)	0	*2	2	*2	4	*4	5	*6	6	**6**			
2	HUANG / SHI (CHN)	0	*1	2	*2	3	*5	7	*8	8	*8	**8**		
	LIN / WANG (CHN)	*0	1	*2	4	*5	5	*5	6	*8	10	**11**		
3	**HUANG / SHI (CHN)**	*0	1	*3	5	*6	7	*8	10	**11**				
	LIN / WANG (CHN)	0	*1	1	*1	2	*3	4	*4	**4**				
4	**HUANG / SHI (CHN)**	0	*1	2	*4	5	*6	7	*8	9	*10	10	*11	**12**
	LIN / WANG (CHN)	*0	1	*2	2	*3	4	*5	6	*7	8	*10	10	**10**
5	**HUANG / SHI (CHN)**	*0	0	*1	3	*4	6	*8	9	**11**				
	LIN / WANG (CHN)	0	*2	3	*3	4	*4	4	*5	**5**				

LEGEND

*	Server	**MS**	Men's Single	**MT**	Men's Team	**No.**	Number	**WS**	Women's Single
WT	Women's Team								

Note: The "Greatest deficit overcome" only applies when the player ends up winning the game.

Draw

Group A								Matches		
Rank	Id		a	b	c	d	e	Played	Won	Lost
1	a	China	---	3-0 - 0-3	3-0 - 0-3	3-0 - 0-3	3-0 - 0-3	6	6	0
2	b	Japan	0-3 - 3-0	---	3-0 - 0-3	3-0 - 0-3	3-0 - 0-3	4	3	1
3	c	India	0-3 - 3-0	0-3 - 3-0	---	3-1 - 1-3	3-0 - 0-3	4	2	2
4	d	Poland	0-3 - 3-0	0-3 - 3-0	1-3 - 3-1	---	3-1 - 1-3	5	1	4
5	e	Turkey	0-3 - 3-0	0-3 - 3-0	0-3 - 3-0	1-3 - 3-1	---	6	1	5

Group B								Matches		
Rank	Id		a	b	c	d	e	Played	Won	Lost
1	a	Ukraine	---	3-2 - 2-3	3-1 - 1-3	3-0 - 0-3	3-0 - 0-3	8	6	2
2	b	Russia	2-3 - 3-2	---	3-1 - 1-3	3-0 - 0-3	3-1 - 1-3	7	4	3
3	c	Korea	1-3 - 3-1	1-3 - 3-1	---	3-0 - 0-3	3-0 - 0-3	5	3	2
4	d	Hungary	0-3 - 3-0	0-3 - 3-0	0-3 - 3-0	---	3-1 - 1-3	6	2	4
5	e	Croatia	0-3 - 3-0	1-3 - 3-1	0-3 - 3-0	1-3 - 3-1	---	5	0	5

Approval date/time: THU 20 JUL 2017 12:19 Referee: _____ ITTF TD: _____

Draw

Semi-finals

China CHN

FRI 21 JUL 11:00 (T1)

Russia RUS

Japan JPN

FRI 21 JUL 11:00 (T2)

Ukraine UKR

Gold-medal Match

China CHN
3-1

FRI 21 JUL 16:00 (T1)

Ukraine UKR
3-0

GOLD

China
3-2

SILVER

Ukraine

Approval date/time: THU 20 JUL 2017 12:19 Referee: ITTF TD:

THU 20 JUL 2017
Start Time 10:30

Detailed Team Match Results

China **3 - 0** Poland

Team Match No: TS1 Table: Table 1 Umpires:

Match 1			Match	1st Game	2nd Game	3rd Game
A	**SHI Ce**	**CHN**	**3**	11	11	11
X	DORSZ Monika	POL	**0**	1	1	6
		Duration	**6min**	1min	2min	3min

Match 2			Match	1st Game	2nd Game	3rd Game
B	**HUANG Meng Ping**	**CHN**	**3**	11	11	11
Y	ZYLA Iwona Ewa	POL	**0**	4	5	1
		Duration	**6min**	2min	2min	2min

Duration of Team Match	**00h12min**

	China				Poland			
	Match			Team	Match			Team
Player Statistics	**1**	**2**	**3**	**Match**	**1**	**2**	**3**	**Match**
Points won	33	33	-	**66**	8	10	-	**18**
Biggest lead	10	10	-	**10**	1	2	-	**2**
Points won on own serve	15	16	-	**31**	3	5	-	**8**
Points lost on own serve	5	5	-	**10**	18	17	-	**35**
Most consecutive points won	9	9	-	**9**	3	2	-	**3**
Greatest deficit overcome	1	2	-	**2**	-	-	-	**-**

	Match			Team
Match/Team Match Statistics	**1**	**2**	**3**	**Match**
Longest rally (strokes)	7	8	-	**8**
Average rally	3	3	-	**3**

FRI 21 JUL 2017
Start Time 09:00

Detailed Team Match Results

India **3 - 0** Turkey

Team Match No: TD19 Table: Table 3 Umpires:

Match 1			Match	1st Game	2nd Game	3rd Game	4th Game
A	**GHOSH Suravi**	**IND**	**3**	16	11	11	11
X	AKYAZ Meltem	TUR	**1**	18	4	3	5
		Duration	**21min**	8min	4min	4min	5min

Match 2			Match	1st Game	2nd Game	3rd Game	4th Game
B	**GOMES Shineya**	**IND**	**3**	11	11	8	11
Y	AKYUZ Dilem	TUR	**1**	8	9	11	6
		Duration	**15min**	4min	4min	4min	3min

Match 3			Match	1st Game	2nd Game	3rd Game	4th Game	5th Game
C	**SAHA /**	**IND**	**3**	8	9	11	11	11
Z	KAHRAMAN /	TUR	**2**	11	11	1	9	7
		Duration	**22min**	4min	4min	3min	5min	6min

Duration of Team Match	**00h58min**

	India						Turkey					
	Match					Team	Match					Team
Player Statistics	**1**	**2**	**3**	**4**	**5**	**Match**	**1**	**2**	**3**	**4**	**5**	**Match**
Points won	49	41	50	-	-	**140**	30	34	39	-	-	**103**
Biggest lead	8	5	10	-	-	**10**	5	5	4	-	-	**5**
Points won on own serve	20	18	23	-	-	**61**	11	14	19	-	-	**44**
Points lost on own serve	19	20	20	-	-	**59**	29	23	27	-	-	**79**
Most consecutive points won	6	6	7	-	-	**7**	3	5	4	-	-	**5**
Greatest deficit overcome	-	2	2	-	-	**2**	1	1	-	-	-	**1**

	Match					Team
Match/Team Match Statistics	**1**	**2**	**3**	**4**	**5**	**Match**
Longest rally (strokes)	18	8	9	-	-	**18**
Average rally	1	4	4	-	-	**3**

THU 20 JUL 2017
Start Time 10:30

Detailed Team Match Results

Turkey	0 - 3	Japan

Team Match No: TS3 Table: Table 3 Umpires:

Match 2			Match	1st Game	2nd Game	3rd Game
A	KAHRAMAN Emine	TUR	**0**	4	6	4
X	**KAMEZAWA Riho**	**JPN**	**3**	11	11	11
		Duration	**9min**	3min	3min	3min

Match 3			Match	1st Game	2nd Game	3rd Game
B	CIFTKURAN /	TUR	**0**	4	3	3
Y	**TAKAOKA /**	**JPN**	**3**	11	11	11
		Duration	**9min**	3min	3min	3min

Match 4			Match	1st Game	2nd Game	3rd Game
C	AKYUZ Dilem	TUR	**0**	7	10	2
X	**KAMEZAWA Riho**	**JPN**	**3**	11	12	11
		Duration	**15min**	5min	7min	3min

Duration of Team Match	**00h33min**

	Turkey				Japan			
	Match			Team	Match			Team
Player Statistics	**1**	**2**	**3**	**Match**	**1**	**2**	**3**	**Match**
Points won	-	14	10	**43**	-	33	33	**100**
Biggest lead	-	2	1	**2**	-	7	8	**9**
Points won on own serve	-	10	4	**24**	-	19	15	**53**
Points lost on own serve	-	14	18	**47**	-	4	6	**19**
Most consecutive points won	-	2	3	**4**	-	8	7	**9**
Greatest deficit overcome	-	-	-	**-**	-	2	1	**2**

	Match			Team
Match/Team Match Statistics	**1**	**2**	**3**	**Match**
Longest rally (strokes)	-	11	7	**11**
Average rally	-	3	3	**3**

THU 20 JUL 2017
Start Time 13:00

Detailed Team Match Results

China **3 - 0** India

Team Match No: TD5 Table: Table 1 Umpires:

Match 1			Match	1st Game	2nd Game	3rd Game
A	**HUANG Meng Ping**	**CHN**	**3**	11	11	11
X	GHOSH Suravi	IND	**0**	6	7	6
		Duration	**12min**	4min	4min	4min

Match 2			Match	1st Game	2nd Game	3rd Game	4th Game
B	**WANG Zhe**	**CHN**	**3**	12	11	7	11
Y	GOMES Shineya	IND	**1**	10	6	11	4
		Duration	**13min**	3min	3min	4min	3min

Match 3			Match	1st Game	2nd Game	3rd Game
C	**LIN /**	**CHN**	**3**	11	11	11
Z	PANDEY /	IND	**0**	4	2	3
		Duration	**8min**	3min	2min	3min

Duration of Team Match	**00h33min**

	China				India			
	Match			Team	Match			Team
Player Statistics	**1**	**2**	**3**	**Match**	**1**	**2**	**3**	**Match**
Points won	33	41	33	**107**	19	31	9	**59**
Biggest lead	5	7	9	**9**	3	4	1	**4**
Points won on own serve	19	20	17	**56**	12	15	4	**31**
Points lost on own serve	7	16	5	**28**	14	21	16	**51**
Most consecutive points won	4	6	6	**6**	3	6	2	**6**
Greatest deficit overcome	3	3	1	**3**	-	3	-	**3**

	Match			Team
Match/Team Match Statistics	**1**	**2**	**3**	**Match**
Longest rally (strokes)	9	8	12	**12**
Average rally	4	4	4	**4**

THU 20 JUL 2017
Start Time 13:00

Detailed Team Match Results

Turkey 1 - 3 Poland

Team Match No: TS7 Table: Table 3 Umpires:

Match 1			Match	1st Game	2nd Game	3rd Game
A	**AKYUZ Dilem**	**TUR**	**3**	11	11	12
X	DORSZ Monika	POL	**0**	6	6	10
		Duration	**9min**	1min	3min	5min

Match 2			Match	1st Game	2nd Game	3rd Game
B	KAHRAMAN Emine	TUR	**0**	7	7	8
Y	**ZYLA Iwona Ewa**	**POL**	**3**	11	11	11
		Duration	**11min**	3min	4min	4min

Match 4			Match	1st Game	2nd Game	3rd Game
A	AKYUZ Dilem	TUR	**0**	11	7	6
Y	**ZYLA Iwona Ewa**	**POL**	**3**	13	11	11
		Duration	**11min**	5min	3min	3min

Match 5			Match	1st Game	2nd Game	3rd Game	4th Game
B	KAHRAMAN Emine	TUR	**1**	11	9	6	10
X	**DORSZ Monika**	**POL**	**3**	8	11	11	12
		Duration	**12min**	4min	4min	0min	4min

Duration of Team Match	**00h43min**

	Turkey					Poland				
	Match				Team	Match				Team
Player Statistics	**1**	**2**	**3**	**4**	**Match**	**1**	**2**	**3**	**4**	**Match**
Points won	34	22	-	24	**116**	22	33	-	35	**132**
Biggest lead	9	2	-	4	**9**	5	4	-	5	**7**
Points won on own serve	18	10	-	14	**64**	12	15	-	20	**71**
Points lost on own serve	10	18	-	15	**61**	16	12	-	10	**52**
Most consecutive points won	9	4	-	5	**9**	5	4	-	6	**10**
Greatest deficit overcome	5	-	-	-	**5**	-	2	-	4	**5**

	Match				Team
Match/Team Match Statistics	**1**	**2**	**3**	**4**	**Match**
Longest rally (strokes)	7	11	-	10	**11**
Average rally	3	4	-	4	**3**

THU 20 JUL 2017
Start Time 16:00

Detailed Team Match Results

China **3 - 0** Turkey

Team Match No: TD9 Table: Table 1 Umpires:

Match 1			Match	1st Game	2nd Game	3rd Game
A	**SHI Ce**	**CHN**	**3**	11	11	11
X	AKYAZ Meltem	TUR	**0**	1	3	3
		Duration	**6min**	2min	2min	2min

Match 2			Match	1st Game	2nd Game	3rd Game
B	**HUANG Meng Ping**	**CHN**	**3**	11	11	11
Y	KAHRAMAN Emine	TUR	**0**	5	1	4
		Duration	**6min**	2min	2min	2min

Match 3			Match	1st Game	2nd Game	3rd Game
C	**WANG /**	**CHN**	**3**	11	11	11
Z	CIFTKURAN /	TUR	**0**	3	3	4
		Duration	**7min**	2min	3min	2min

Duration of Team Match	**00h19min**

	China				Turkey			
	Match			Team	Match			Team
Player Statistics	**1**	**2**	**3**	**Match**	**1**	**2**	**3**	**Match**
Points won	33	33	33	**99**	7	10	10	**27**
Biggest lead	10	10	8	**10**	1	1	-	**1**
Points won on own serve	17	14	16	**47**	4	3	5	**12**
Points lost on own serve	3	7	5	**15**	16	19	17	**52**
Most consecutive points won	9	10	7	**10**	3	2	2	**3**
Greatest deficit overcome	1	1	-	**1**	-	-	-	**-**

	Match			Team
Match/Team Match Statistics	**1**	**2**	**3**	**Match**
Longest rally (strokes)	12	8	5	**12**
Average rally	4	4	3	**3**

THU 20 JUL 2017
Start Time 16:00

Detailed Team Match Results

Japan **3 - 0** India

Team Match No: TS11 Table: Table 3 Umpires:

Match 2			Match	1st Game	2nd Game	3rd Game	4th Game
A	**KAWASAKI Mizue**	**JPN**	**3**	8	11	11	11
X	GHOSH Suravi	IND	**1**	11	1	9	3
		Duration	**17min**	4min	3min	6min	4min

Match 3			Match	1st Game	2nd Game	3rd Game
B	**TAKAOKA /**	**JPN**	**3**	11	11	11
Y	SAHA /	IND	**0**	6	1	6
		Duration	**9min**	4min	2min	3min

Match 5			Match	1st Game	2nd Game	3rd Game
A	**KAWASAKI Mizue**	**JPN**	**3**	11	11	11
Z	GOMES Shineya	IND	**0**	6	2	3
		Duration	**8min**	3min	2min	3min

Duration of Team Match	**00h34min**

	Japan				India			
	Match			Team	Match			Team
Player Statistics	**1**	**2**	**3**	**Match**	**1**	**2**	**3**	**Match**
Points won	-	41	33	**107**	-	24	13	**48**
Biggest lead	-	10	10	**10**	-	3	2	**5**
Points won on own serve	-	20	15	**51**	-	11	6	**23**
Points lost on own serve	-	13	7	**25**	-	21	18	**56**
Most consecutive points won	-	11	11	**11**	-	4	2	**5**
Greatest deficit overcome	-	3	2	**5**	-	3	-	**3**

	Match			Team
Match/Team Match Statistics	**1**	**2**	**3**	**Match**
Longest rally (strokes)	-	10	12	**12**
Average rally	-	4	3	**4**

THU 20 JUL 2017
Start Time 19:00

Detailed Team Match Results

China **3 - 0** Japan

Team Match No: TD13 Table: Table 1 Umpires:

Match 1			Match	1st Game	2nd Game	3rd Game
A	**SHI Ce**	**CHN**	**3**	11	11	11
X	KAMEZAWA Riho	JPN	**0**	1	6	6
		Duration	**11min**	3min	4min	4min

Match 2			Match	1st Game	2nd Game	3rd Game
B	**HUANG Meng Ping**	**CHN**	**3**	11	11	11
Y	KAWASAKI Mizue	JPN	**0**	2	3	9
		Duration	**10min**	2min	3min	5min

Match 3			Match	1st Game	2nd Game	3rd Game	4th Game	5th Game
C	**WANG /**	**CHN**	**3**	10	9	11	11	11
Z	TAKAOKA /	JPN	**2**	12	11	3	7	7
		Duration	**20min**	4min	4min	3min	4min	5min

Duration of Team Match	**00h41min**

	China						Japan					
	Match					Team	Match					Team
Player Statistics	**1**	**2**	**3**	**4**	**5**	**Match**	**1**	**2**	**3**	**4**	**5**	**Match**
Points won	33	33	52	-	-	**118**	13	14	40	-	-	**67**
Biggest lead	10	10	8	-	-	**10**	2	2	6	-	-	**6**
Points won on own serve	19	17	26	-	-	**62**	9	7	19	-	-	**35**
Points lost on own serve	4	7	21	-	-	**32**	14	16	26	-	-	**56**
Most consecutive points won	11	10	7	-	-	**11**	2	4	7	-	-	**7**
Greatest deficit overcome	2	2	3	-	-	**3**	-	-	4	-	-	**4**

	Match					Team
Match/Team Match Statistics	**1**	**2**	**3**	**4**	**5**	**Match**
Longest rally (strokes)	12	9	11	-	-	**12**
Average rally	5	4	4	-	-	**4**

THU 20 JUL 2017
Start Time 19:00

Detailed Team Match Results

India **3 - 1** Poland

Team Match No: TS15 Table: Table 3 Umpires:

Match 1			Match	1st Game	2nd Game	3rd Game	4th Game	5th Game
A	**GHOSH Suravi**	**IND**	**3**	9	11	6	11	11
X	DORSZ Monika	POL	**2**	11	3	11	9	4
		Duration	**24min**	5min	3min	4min	7min	5min

Match 2			Match	1st Game	2nd Game	3rd Game
B	GOMES Shineya	IND	**0**	7	6	6
Y	**ZYLA Iwona Ewa**	**POL**	**3**	11	11	11
		Duration	**10min**	3min	3min	4min

Match 3			Match
C	**SAHA /**	**IND**	**3**
Z	SZEMIEL /	POL	**0**
		Duration	**0min**

Match 4			Match	1st Game	2nd Game	3rd Game	4th Game	5th Game
A	**GHOSH Suravi**	**IND**	**3**	6	11	7	11	11
Y	ZYLA Iwona Ewa	POL	**2**	11	9	11	9	5
		Duration	**24min**	4min	5min	5min	6min	4min

Duration of Team Match	**00h58min**

	India						Poland					
	Match					Team	Match					Team
Player Statistics	**1**	**2**	**3**	**4**	**5**	**Match**	**1**	**2**	**3**	**4**	**5**	**Match**
Points won	48	19	-	46	-	**113**	38	33	-	45	-	**116**
Biggest lead	10	1	-	6	-	**10**	6	5	-	8	-	**8**
Points won on own serve	34	10	-	28	-	**72**	29	16	-	26	-	**71**
Points lost on own serve	9	17	-	19	-	**45**	14	9	-	18	-	**41**
Most consecutive points won	10	2	-	5	-	**10**	4	6	-	6	-	**6**
Greatest deficit overcome	4	-	-	2	-	**4**	-	1	-	4	-	**4**

	Match					Team
Match/Team Match Statistics	**1**	**2**	**3**	**4**	**5**	**Match**
Longest rally (strokes)	30	14	-	35	-	**35**
Average rally	6	5	-	6	-	**6**

FRI 21 JUL 2017
Start Time 09:00

Detailed Team Match Results

Japan **3 - 0** Poland

Team Match No: TD17 Table: Table 1 Umpires:

Match 1			Match	1st Game	2nd Game	3rd Game
A	**KAMEZAWA Riho**	**JPN**	**3**	11	11	11
X	DORSZ Monika	POL	**0**	5	2	4
		Duration	**9min**	3min	3min	3min

Match 2			Match	1st Game	2nd Game	3rd Game	4th Game
B	**KAWASAKI Mizue**	**JPN**	**3**	9	11	11	11
Y	ZYLA Iwona Ewa	POL	**1**	11	9	6	7
		Duration	**18min**	4min	5min	4min	5min

Match 3			Match
C	**TAKAOKA /**	**JPN**	**3**
Z	SZEMIEL /	POL	**0**
		Duration	**0min**

Duration of Team Match	**00h27min**

Player Statistics	Japan Team Match	Poland Team Match
Points won	**75**	**44**
Biggest lead	**9**	**4**
Points won on own serve	**40**	**24**
Points lost on own serve	**20**	**35**
Most consecutive points won	**5**	**4**
Greatest deficit overcome	**2**	**-**

Match/Team Match Statistics	Team Match
Longest rally (strokes)	**15**
Average rally	**5**

THU 20 JUL 2017
Start Time 10:30

Detailed Team Match Results

Russia 2 - 3 Ukraine

Team Match No: TS2 Table: Table 2 Umpires:

Match 1			Match	1st Game	2nd Game	3rd Game	4th Game
A	**KONDRATOVA Anna Alexandrov**	**RUS**	**3**	11	9	11	11
X	KHODKO Iuliia	UKR	**1**	6	11	9	1
		Duration	**14min**	3min	4min	5min	2min

Match 2			Match	1st Game	2nd Game	3rd Game	4th Game
B	MARKOVICH Ksenia	RUS	**1**	11	2	7	9
Y	**ZAVINOVSKA Karyna**	**UKR**	**3**	8	11	11	11
		Duration	**16min**	4min	3min	4min	5min

Match 3			Match	1st Game	2nd Game	3rd Game	4th Game
C	KUDRIASHOVA /	RUS	**1**	6	11	6	8
Z	**VASYLIEVA /**	**UKR**	**3**	11	1	11	11
		Duration	**15min**	3min	2min	4min	6min

Match 4			Match	1st Game	2nd Game	3rd Game	4th Game
A	**KONDRATOVA Anna Alexandrov**	**RUS**	**3**	8	11	11	11
Y	ZAVINOVSKA Karyna	UKR	**1**	11	7	9	9
		Duration	**16min**	3min	3min	4min	6min

Match 5			Match	1st Game	2nd Game	3rd Game	4th Game
B	MARKOVICH Ksenia	RUS	**1**	13	10	4	3
X	**KHODKO Iuliia**	**UKR**	**3**	11	12	11	11
		Duration	**18min**	6min	6min	4min	2min

Duration of Team Match	**01h19min**

	Russia					Ukraine				
	Match				Team	Match				Team
Player Statistics	**1**	**2**	**3**	**4**	**Match**	**1**	**2**	**3**	**4**	**Match**
Points won	42	29	31	41	**173**	27	41	34	36	**183**
Biggest lead	10	4	10	5	**10**	3	9	5	5	**9**
Points won on own serve	19	19	17	22	**93**	11	26	19	20	**99**
Points lost on own serve	16	15	15	16	**84**	23	10	14	19	**80**
Most consecutive points won	10	3	10	6	**10**	4	9	4	5	**9**
Greatest deficit overcome	3	-	-	5	**5**	1	1	2	-	**2**

	Match				Team
Match/Team Match Statistics	**1**	**2**	**3**	**4**	**Match**
Longest rally (strokes)	17	12	14	19	**19**
Average rally	5	4	5	4	**4**

THU 20 JUL 2017
Start Time 10:30

Detailed Team Match Results

KONDRATOVA Anna Alexandrovna (RUS) **3 - 1** KHODKO Iuliia (UKR)

Match 1		Match	1st Game	2nd Game	3rd Game	4th Game
KONDRATOVA Anna Alexandrovna	**RUS**	**3**	11	9	11	11
KHODKO Iuliia	UKR	**1**	6	11	9	1
	Duration	**14min**	3min	4min	5min	2min

Team Match No: TS2 Table: Table 2 Umpires:

	KONDRATOVA Anna Alexandrovna (RUS)					KHODKO Iuliia (UKR)				
	Game				Match	Game				Match
Player Statistics	**1**	**2**	**3**	**4**		**1**	**2**	**3**	**4**	
Points won	11	9	11	11	**42**	6	11	9	1	**27**
Biggest lead	5	1	2	10	**10**	2	3	3	-	**3**
Points won on own serve	5	5	4	5	**19**	2	6	3	-	**11**
Points lost on own serve	4	5	6	1	**16**	6	4	7	6	**23**
Most consecutive points won	3	4	5	10	**10**	3	3	4	1	**4**
Greatest deficit overcome	2	-	3	-	**3**	-	1	-	-	**1**
Handedness/Grip										

	Game				Match
Match/Team Match Statistics	**1**	**2**	**3**	**4**	
Longest rally (strokes)	6	16	15	17	**17**
Average rally	3	6	5	5	**5**

Game Progress

1	**KONDRATOVA Anna Alexandrovna (RU**	*0	1	*1	2	*4	5	*7	8	*10	**11**	
	KHODKO Iuliia (UKR)	0	*1	3	*4	4	*5	5	*6	6	**6**	
2	KONDRATOVA Anna Alexandrovna (RUS)	0	*0	1	*3	4	*4	5	*6	7	*8	**9**
	KHODKO Iuliia (UKR)	*0	2	*3	3	*4	6	*7	8	*9	10	**11**
3	**KONDRATOVA Anna Alexandrovna (RU**	*0	1	*2	2	*3	5	*7	7	*8	9	**11**
	KHODKO Iuliia (UKR)	0	*1	2	*4	5	*5	5	*7	8	*9	**9**
4	**KONDRATOVA Anna Alexandrovna (RU**	0	*2	4	*6	8	*10	**11**				
	KHODKO Iuliia (UKR)	*0	0	*0	0	*0	0	**1**				

THU 20 JUL 2017
Start Time 10:30

Detailed Team Match Results

MARKOVICH Ksenia (RUS) **1 - 3** **ZAVINOVSKA Karyna (UKR)**

Match 2		**Match**	**1st Game**	**2nd Game**	**3rd Game**	**4th Game**
MARKOVICH Ksenia	RUS	**1**	11	2	7	9
ZAVINOVSKA Karyna	**UKR**	**3**	8	11	11	11
	Duration	**16min**	4min	3min	4min	5min

Team Match No: TS2 Table: Table 2 Umpires:

	MARKOVICH Ksenia (RUS)					ZAVINOVSKA Karyna (UKR)				
	Game				Match	Game				Match
Player Statistics	**1**	**2**	**3**	**4**		**1**	**2**	**3**	**4**	
Points won	11	2	7	9	**29**	8	11	11	11	**41**
Biggest lead	4	-	-	1	**4**	-	9	4	5	**9**
Points won on own serve	7	-	5	7	**19**	6	4	8	8	**26**
Points lost on own serve	2	7	3	3	**15**	4	2	2	2	**10**
Most consecutive points won	3	2	2	3	**3**	2	9	2	3	**9**
Greatest deficit overcome	-	-	-	-	**-**	-	-	-	1	**1**
Handedness/Grip										

	Game				Match
Match/Team Match Statistics	**1**	**2**	**3**	**4**	
Longest rally (strokes)	6	6	12	10	**12**
Average rally	4	4	4	5	**4**

Game Progress

1	**MARKOVICH Ksenia (RUS)**	0	*2	3	*5	6	*6	8	*8	10	*10	**11**
	ZAVINOVSKA Karyna (UKR)	*0	0	*1	1	*2	4	*4	6	*6	8	**8**
2	MARKOVICH Ksenia (RUS)	*0	0	*2	2	*2	2	*2	**2**			
	ZAVINOVSKA Karyna (UKR)	0	*2	2	*4	6	*8	10	**11**			
3	MARKOVICH Ksenia (RUS)	0	*0	1	*2	3	*4	5	*5	7	**7**	
	ZAVINOVSKA Karyna (UKR)	*0	2	*3	4	*5	6	*7	9	*9	**11**	
4	MARKOVICH Ksenia (RUS)	*0	1	*1	2	*2	3	*4	6	*6	8	**9**
	ZAVINOVSKA Karyna (UKR)	0	*1	3	*4	6	*7	8	*8	10	*10	**11**

THU 20 JUL 2017
Start Time 10:30

Detailed Team Match Results

KUDRIASHOVA Anastasiia (RUS) **1 - 3** **VASYLIEVA Mariia (UKR)**

Match 3		**Match**	**1st Game**	**2nd Game**	**3rd Game**	**4th Game**
KUDRIASHOVA /	RUS	**1**	6	11	6	8
VASYLIEVA /	**UKR**	**3**	11	1	11	11
	Duration	**15min**	3min	2min	4min	6min

Team Match No: TD2 Table: Table 2 Umpires:

	KUDRIASHOVA Anastasiia (RUS)					VASYLIEVA Mariia (UKR)				
	Game				Match	Game				Match
Player Statistics	**1**	**2**	**3**	**4**		**1**	**2**	**3**	**4**	
Points won	6	11	6	8	**31**	11	1	11	11	**34**
Biggest lead	2	10	1	-	**10**	5	-	5	3	**5**
Points won on own serve	4	5	2	6	**17**	7	-	5	7	**19**
Points lost on own serve	4	1	6	4	**15**	2	6	4	2	**14**
Most consecutive points won	3	10	2	2	**10**	4	1	4	3	**4**
Greatest deficit overcome	-	-	-	-	**-**	2	-	1	-	**2**
Handedness/Grip	-					-				

	Game				Match
Match/Team Match Statistics	**1**	**2**	**3**	**4**	
Longest rally (strokes)	9	6	13	14	**14**
Average rally	3	4	6	6	**5**

Game Progress

1	KUDRIASHOVA Anastasiia (RUS)	0	*0	2	*3	5	*5	5	*6	6	**6**	
	VASYLIEVA Mariia (UKR)	*0	2	*2	3	*3	5	*7	8	*10	**11**	
2	**KUDRIASHOVA Anastasiia (RUS)**	*0	1	*3	5	*7	9	**11**				
	VASYLIEVA Mariia (UKR)	0	*1	1	*1	1	*1	**1**				
3	KUDRIASHOVA Anastasiia (RUS)	0	*1	2	*3	3	*4	5	*6	6	**6**	
	VASYLIEVA Mariia (UKR)	*0	1	*2	3	*5	6	*7	8	*10	**11**	
4	KUDRIASHOVA Anastasiia (RUS)	*0	1	*1	2	*3	4	*5	7	*7	8	**8**
	VASYLIEVA Mariia (UKR)	0	*1	3	*4	5	*6	7	*7	9	*10	**11**

THU 20 JUL 2017
Start Time 10:30

Detailed Team Match Results

KONDRATOVA Anna Alexandrovna (RUS) **3 - 1** ZAVINOVSKA Karyna (UKR)

Match 4		Match	1st Game	2nd Game	3rd Game	4th Game
KONDRATOVA Anna Alexandrovna	**RUS**	**3**	8	11	11	11
ZAVINOVSKA Karyna	UKR	**1**	11	7	9	9
	Duration	**16min**	3min	3min	4min	6min

Team Match No: TS2 Table: Table 2 Umpires:

	KONDRATOVA Anna Alexandrovna (RUS)					ZAVINOVSKA Karyna (UKR)				
	Game				Match	Game				Match
Player Statistics	**1**	**2**	**3**	**4**		**1**	**2**	**3**	**4**	
Points won	8	11	11	11	**41**	11	7	9	9	**36**
Biggest lead	-	4	2	5	**5**	4	2	5	-	**5**
Points won on own serve	5	6	5	6	**22**	6	5	4	5	**20**
Points lost on own serve	5	2	5	4	**16**	3	5	6	5	**19**
Most consecutive points won	3	6	5	3	**6**	3	2	4	5	**5**
Greatest deficit overcome	-	2	5	-	**5**	-	-	-	-	**-**
Handedness/Grip										

	Game				Match
Match/Team Match Statistics	**1**	**2**	**3**	**4**	
Longest rally (strokes)	8	8	15	19	**19**
Average rally	4	4	4	5	**4**

Game Progress

1	KONDRATOVA Anna Alexandrovna (RUS)	*0	0	*1	1	*2	4	*5	6	*6	8	**8**			
	ZAVINOVSKA Karyna (UKR)	0	*2	3	*5	6	*6	7	*8	10	*10	**11**			
2	**KONDRATOVA Anna Alexandrovna (RU**	0	*1	2	*2	4	*4	5	*7	9	**11**				
	ZAVINOVSKA Karyna (UKR)	*0	1	*2	4	*4	6	*7	7	*7	**7**				
3	**KONDRATOVA Anna Alexandrovna (RU**	*0	0	*0	1	*2	3	*5	7	*8	9	**11**			
	ZAVINOVSKA Karyna (UKR)	0	*2	4	*5	6	*7	7	*7	8	*9	**9**			
4	**KONDRATOVA Anna Alexandrovna (RU**	0	*1	3	*4	6	*7	8	*9	9	*9	9	*10	**11**	
	ZAVINOVSKA Karyna (UKR)	*0	1	*1	2	*2	3	*4	5	*7	8	*9	9	**9**	

THU 20 JUL 2017
Start Time 10:30

Detailed Team Match Results

MARKOVICH Ksenia (RUS) **1 - 3** **KHODKO Iuliia (UKR)**

Match 5		**Match**	**1st Game**	**2nd Game**	**3rd Game**	**4th Game**
MARKOVICH Ksenia	RUS	**1**	13	10	4	3
KHODKO Iuliia	**UKR**	**3**	11	12	11	11
	Duration	**18min**	6min	6min	4min	2min

Team Match No: TS2 Table: Table 2 Umpires:

	MARKOVICH Ksenia (RUS)					KHODKO Iuliia (UKR)				
	Game				Match	Game				Match
Player Statistics	**1**	**2**	**3**	**4**		**1**	**2**	**3**	**4**	
Points won	13	10	4	3	**30**	11	12	11	11	**45**
Biggest lead	2	2	1	1	**2**	4	3	7	8	**8**
Points won on own serve	7	6	2	1	**16**	6	7	6	4	**23**
Points lost on own serve	5	5	5	7	**22**	6	4	2	2	**14**
Most consecutive points won	4	2	1	2	**4**	2	3	5	9	**9**
Greatest deficit overcome	4	-	-	-	**4**	-	2	1	1	**2**
Handedness/Grip										

	Game				Match
Match/Team Match Statistics	**1**	**2**	**3**	**4**	
Longest rally (strokes)	19	9	9	6	**19**
Average rally	5	5	5	3	**4**

Game Progress

1	**MARKOVICH Ksenia (RUS)**	0	*0	2	*3	3	*4	5	*5	7	*9	10	*11	11	*12	**13**
	KHODKO Iuliia (UKR)	*0	2	*2	3	*5	6	*7	9	*9	9	*10	10	*11	11	**11**
2	MARKOVICH Ksenia (RUS)	*0	2	*2	3	*4	5	*5	6	*7	8	*10	10	**10**		
	KHODKO Iuliia (UKR)	0	*0	2	*3	4	*5	7	*8	9	*10	10	*11	**12**		
3	MARKOVICH Ksenia (RUS)	0	*1	2	*2	2	*3	4	*4	**4**						
	KHODKO Iuliia (UKR)	*0	1	*2	4	*6	7	*8	10	**11**						
4	MARKOVICH Ksenia (RUS)	*0	1	*1	1	*1	1	*3	**3**							
	KHODKO Iuliia (UKR)	0	*1	3	*5	7	*9	9	**11**							

LEGEND
MS Men's Single **MT** Men's Team **WS** Women's Single **WT** Women's Team

Note: "*" server. The "Greatest deficit overcome" only applies when the player ends up winning the game.

FRI 21 JUL 2017
Start Time 09:00

Detailed Team Match Results

Hungary	0 - 3	Korea

Team Match No: TD20 Table: Table 7 Umpires:

Match 1			Match	1st Game	2nd Game	3rd Game
A	SZECSI Krisztina	HUN	**0**	3	2	5
X	**KIM Seoyoung**	**KOR**	**3**	11	11	11
		Duration	**6min**	2min	2min	2min

Match 2			Match	1st Game	2nd Game	3rd Game	4th Game	5th Game
B	FEKETE Zsuzsanna	HUN	**2**	8	13	5	11	7
Y	**LEE Jiyeun**	**KOR**	**3**	11	11	11	8	11
		Duration	**22min**	4min	5min	4min	5min	4min

Match 3			Match	1st Game	2nd Game	3rd Game
C	IOLA /	HUN	**0**	7	8	5
Z	**LEE /**	**KOR**	**3**	11	11	11
		Duration	**9min**	3min	3min	3min

Duration of Team Match	**00h37min**

	Hungary				Korea			
	Match			Team	Match			Team
Player Statistics	**1**	**2**	**3**	**Match**	**1**	**2**	**3**	**Match**
Points won	10	44	20	**74**	33	52	33	**118**
Biggest lead	2	4	2	**4**	9	7	6	**9**
Points won on own serve	8	21	13	**42**	20	26	19	**65**
Points lost on own serve	13	26	14	**53**	2	23	7	**32**
Most consecutive points won	2	5	4	**5**	11	5	6	**11**
Greatest deficit overcome	-	6	-	**6**	2	1	2	**2**

	Match			Team
Match/Team Match Statistics	**1**	**2**	**3**	**Match**
Longest rally (strokes)	6	15	10	**15**
Average rally	2	4	3	**3**

THU 20 JUL 2017
Start Time 10:30

Detailed Team Match Results

Hungary **3 - 1** Croatia

Team Match No: TS4 Table: Table 7 Umpires:

Match 1			Match	1st Game	2nd Game	3rd Game	4th Game
A	**FEKETE Zsuzsanna**	**HUN**	**3**	11	11	9	11
X	HRIBAR Anamarija	CRO	**1**	7	9	11	8
		Duration	**12min**	2min	3min	4min	3min

Match 2			Match	1st Game	2nd Game	3rd Game	4th Game	5th Game
B	IOLA Pamela	HUN	**2**	13	11	9	7	8
Y	**BALDER Paola**	**CRO**	**3**	11	9	11	11	11
		Duration	**16min**	4min	3min	4min	3min	2min

Match 3			Match	1st Game	2nd Game	3rd Game	4th Game
C	**SZECSI /**	**HUN**	**3**	11	11	11	11
Z	MARIC /	CRO	**1**	2	8	13	9
		Duration	**12min**	1min	3min	4min	4min

Match 4			Match
A	**FEKETE Zsuzsanna**	**HUN**	**3**
Y	BALDER Paola	CRO	**0**
		Duration	**0min**

Duration of Team Match	**00h40min**

Player Statistics	Hungary Team Match	Croatia Team Match
Points won	**134**	**120**
Biggest lead	**9**	**4**
Points won on own serve	**74**	**68**
Points lost on own serve	**52**	**60**
Most consecutive points won	**6**	**6**
Greatest deficit overcome	**2**	**5**

Match/Team Match Statistics	Team Match
Longest rally (strokes)	**24**
Average rally	**4**

THU 20 JUL 2017
Start Time 13:00

Detailed Team Match Results

Ukraine **3 - 1** Korea

Team Match No: TS6 Table: Table 2 Umpires:

Match 1			Match	1st Game	2nd Game	3rd Game	4th Game
A	KHODKO Iuliia	UKR	**1**	7	9	11	5
X	**KIM Seoyoung**	**KOR**	**3**	11	11	6	11
		Duration	**15min**	3min	4min	4min	4min

Match 2			Match	1st Game	2nd Game	3rd Game
B	**ZAVINOVSKA Karyna**	**UKR**	**3**	11	11	11
Y	LEE Jiyeun	KOR	**0**	7	5	8
		Duration	**13min**	5min	3min	5min

Match 3			Match	1st Game	2nd Game	3rd Game
C	**VASYLIEVA /**	**UKR**	**3**	11	11	11
Z	LEE /	KOR	**0**	8	8	4
		Duration	**9min**	3min	3min	3min

Match 4			Match	1st Game	2nd Game	3rd Game	4th Game	5th Game
A	**KHODKO Iuliia**	**UKR**	**3**	11	6	11	10	11
Y	LEE Jiyeun	KOR	**2**	7	11	9	12	9
		Duration	**25min**	4min	4min	5min	6min	6min

Duration of Team Match	**01h02min**

	Ukraine						Korea					
	Match					Team	Match					Team
Player Statistics	**1**	**2**	**3**	**4**	**5**	**Match**	**1**	**2**	**3**	**4**	**5**	**Match**
Points won	32	33	33	49	-	**147**	39	20	20	48	-	**127**
Biggest lead	7	6	7	4	-	**7**	6	1	2	5	-	**6**
Points won on own serve	16	18	17	25	-	**76**	21	10	10	24	-	**65**
Points lost on own serve	18	10	10	24	-	**62**	16	15	16	24	-	**71**
Most consecutive points won	7	5	5	4	-	**7**	5	2	3	4	-	**5**
Greatest deficit overcome	-	1	2	2	-	**2**	1	-	-	3	-	**3**

	Match					Team
Match/Team Match Statistics	**1**	**2**	**3**	**4**	**5**	**Match**
Longest rally (strokes)	10	11	8	15	-	**15**
Average rally	4	4	3	4	-	**4**

THU 20 JUL 2017
Start Time 13:00

Detailed Team Match Results

Hungary	0 - 3	Russia

Team Match No: TD8 Table: Table 7 Umpires:

Match 1			Match	1st Game	2nd Game	3rd Game
A	FEKETE Zsuzsanna	HUN	**0**	4	2	6
X	**KONDRATOVA Anna Alexandrov**	**RUS**	**3**	11	11	11
		Duration	**7min**	2min	2min	3min

Match 2			Match	1st Game	2nd Game	3rd Game
B	SZECSI Krisztina	HUN	**0**	7	4	5
Y	**KUDRIASHOVA Anastasiia**	**RUS**	**3**	11	11	11
		Duration	**7min**	2min	3min	2min

Match 3			Match	1st Game	2nd Game	3rd Game
C	IOLA /	HUN	**0**	5	4	5
Z	**GUBANOVA /**	**RUS**	**3**	11	11	11
		Duration	**5min**	1min	2min	2min

Duration of Team Match	**00h19min**

	Hungary				Russia			
	Match			Team	Match			Team
Player Statistics	**1**	**2**	**3**	**Match**	**1**	**2**	**3**	**Match**
Points won	12	16	14	**42**	33	33	33	**99**
Biggest lead	-	2	-	**2**	9	7	9	**9**
Points won on own serve	7	7	6	**20**	18	16	16	**50**
Points lost on own serve	15	17	17	**49**	5	9	8	**22**
Most consecutive points won	2	3	3	**3**	8	7	9	**9**
Greatest deficit overcome	-	-	-	**-**	-	2	-	**2**

	Match			Team
Match/Team Match Statistics	**1**	**2**	**3**	**Match**
Longest rally (strokes)	7	8	6	**8**
Average rally	4	4	4	**4**

THU 20 JUL 2017
Start Time 13:00

Detailed Team Match Results

FEKETE Zsuzsanna (HUN) **0 - 3** **KONDRATOVA Anna Alexandrovna (RUS)**

Match 1		**Match**	**1st Game**	**2nd Game**	**3rd Game**
FEKETE Zsuzsanna	HUN	**0**	4	2	6
KONDRATOVA Anna Alexandrovna	**RUS**	**3**	11	11	11
	Duration	**7min**	2min	2min	3min

Team Match No: TS8 Table: Table 7 Umpires:

	FEKETE Zsuzsanna (HUN)				KONDRATOVA Anna Alexandrovna (RUS)			
	Game			Match	Game			Match
Player Statistics	**1**	**2**	**3**		**1**	**2**	**3**	
Points won	4	2	6	**12**	11	11	11	**33**
Biggest lead	-	-	-	**-**	7	9	6	**9**
Points won on own serve	2	1	4	**7**	6	5	7	**18**
Points lost on own serve	5	6	4	**15**	2	1	2	**5**
Most consecutive points won	2	1	2	**2**	4	8	4	**8**
Greatest deficit overcome	-	-	-	**-**	-	-	-	**-**
Handedness/Grip								

	Game			Match
Match/Team Match Statistics	**1**	**2**	**3**	
Longest rally (strokes)	6	7	6	**7**
Average rally	4	3	3	**4**

Game Progress

1	FEKETE Zsuzsanna (HUN)	0	*0	2	*2	2	*3	3	*4	**4**	
	KONDRATOVA Anna Alexandrovna (RU	*0	2	*2	4	*6	7	*9	10	**11**	
2	FEKETE Zsuzsanna (HUN)	*0	1	*1	1	*1	1	*2	**2**		
	KONDRATOVA Anna Alexandrovna (RU	0	*1	3	*5	7	*9	10	**11**		
3	FEKETE Zsuzsanna (HUN)	0	*1	2	*2	3	*4	4	*4	6	**6**
	KONDRATOVA Anna Alexandrovna (RU	*0	1	*2	4	*5	6	*8	10	*10	**11**

THU 20 JUL 2017
Start Time 13:00

Detailed Team Match Results

SZECSI Krisztina (HUN) **0 - 3** **KUDRIASHOVA Anastasiia (RUS)**

Match 2		**Match**	**1st Game**	**2nd Game**	**3rd Game**
SZECSI Krisztina	HUN	**0**	7	4	5
KUDRIASHOVA Anastasiia	**RUS**	**3**	11	11	11
	Duration	**7min**	2min	3min	2min

Team Match No: TS8 Table: Table 7 Umpires:

	SZECSI Krisztina (HUN)				KUDRIASHOVA Anastasiia (RUS)			
	Game			Match	Game			Match
Player Statistics	**1**	**2**	**3**		**1**	**2**	**3**	
Points won	7	4	5	**16**	11	11	11	**33**
Biggest lead	1	2	1	**2**	5	7	6	**7**
Points won on own serve	5	1	1	**7**	8	4	4	**16**
Points lost on own serve	3	7	7	**17**	2	3	4	**9**
Most consecutive points won	3	2	3	**3**	3	7	7	**7**
Greatest deficit overcome	-	-	-	**-**	1	2	1	**2**
Handedness/Grip								

	Game			Match
Match/Team Match Statistics	**1**	**2**	**3**	
Longest rally (strokes)	7	5	8	**8**
Average rally	4	4	4	**4**

Game Progress

1	SZECSI Krisztina (HUN)	0	*1	2	*2	3	*3	4	*5	7	**7**
	KUDRIASHOVA Anastasiia (RUS)	*0	1	*2	4	*5	7	*8	9	*9	**11**
2	SZECSI Krisztina (HUN)	*0	1	*3	3	*4	4	*4	4	**4**	
	KUDRIASHOVA Anastasiia (RUS)	0	*1	1	*3	4	*6	8	*10	**11**	
3	SZECSI Krisztina (HUN)	0	*1	1	*3	4	*5	5	*5	**5**	
	KUDRIASHOVA Anastasiia (RUS)	*0	1	*3	3	*4	5	*7	9	**11**	

THU 20 JUL 2017
Start Time 13:00

Detailed Team Match Results

IOLA Pamela (HUN) **0 - 3** **GUBANOVA Diana (RUS)**

Match 3		**Match**	**1st Game**	**2nd Game**	**3rd Game**
IOLA /	HUN	**0**	5	4	5
GUBANOVA /	**RUS**	**3**	11	11	11
	Duration	**5min**	1min	2min	2min

Team Match No: TD8 Table: Table 7 Umpires:

	IOLA Pamela (HUN)				GUBANOVA Diana (RUS)			
	Game			**Match**	**Game**			**Match**
Player Statistics	**1**	**2**	**3**		**1**	**2**	**3**	
Points won	5	4	5	**14**	11	11	11	**33**
Biggest lead	-	-	-	**-**	6	9	8	**9**
Points won on own serve	2	2	2	**6**	5	6	5	**16**
Points lost on own serve	6	5	6	**17**	3	2	3	**8**
Most consecutive points won	2	3	3	**3**	6	9	8	**9**
Greatest deficit overcome	-	-	-	**-**	-	-	-	**-**
Handedness/Grip	-				-			

	Game			**Match**
Match/Team Match Statistics	**1**	**2**	**3**	
Longest rally (strokes)	6	6	6	**6**
Average rally	4	4	4	**4**

Game Progress

1	IOLA Pamela (HUN)	*0	1	*2	2	*2	2	*4	5	**5**
	GUBANOVA Diana (RUS)	0	*1	2	*4	6	*8	8	*9	**11**
2	IOLA Pamela (HUN)	0	*0	0	*0	0	*1	3	*4	**4**
	GUBANOVA Diana (RUS)	*0	2	*4	6	*8	9	*9	10	**11**
3	IOLA Pamela (HUN)	0	*0	0	*0	0	*2	3	*4	**5**
	GUBANOVA Diana (RUS)	*0	2	*4	6	*8	8	*9	10	**11**

LEGEND
MS Men's Single **MT** Men's Team **WS** Women's Single **WT** Women's Team

Note: "*" server. The "Greatest deficit overcome" only applies when the player ends up winning the game.

THU 20 JUL 2017
Start Time 16:00

Detailed Team Match Results

Hungary 0 - 3 Ukraine

Team Match No: TD10 Table: Table 2 Umpires:

Match 1			Match	1st Game	2nd Game	3rd Game	4th Game	5th Game
A	FEKETE Zsuzsanna	HUN	**2**	8	11	11	6	3
X	**ZAVINOVSKA Karyna**	**UKR**	**3**	11	9	7	11	11
		Duration	**17min**	3min	4min	3min	4min	3min

Match 2			Match	1st Game	2nd Game	3rd Game
B	SZECSI Krisztina	HUN	**0**	3	6	6
Y	**KHODKO Iuliia**	**UKR**	**3**	11	11	11
		Duration	**8min**	2min	3min	3min

Match 3			Match	1st Game	2nd Game	3rd Game
C	IOLA /	HUN	**0**	5	4	5
Z	**STARIKOVA /**	**UKR**	**3**	11	11	11
		Duration	**7min**	2min	2min	3min

Duration of Team Match	**00h32min**

	Hungary				Ukraine			
	Match			Team	Match			Team
Player Statistics	**1**	**2**	**3**	**Match**	**1**	**2**	**3**	**Match**
Points won	39	15	14	**68**	49	33	33	**115**
Biggest lead	4	1	2	**4**	8	8	7	**8**
Points won on own serve	24	6	4	**34**	27	16	16	**59**
Points lost on own serve	22	17	17	**56**	15	9	8	**32**
Most consecutive points won	4	3	2	**4**	5	6	7	**7**
Greatest deficit overcome	1	-	-	**1**	2	1	2	**2**

	Match			Team
Match/Team Match Statistics	**1**	**2**	**3**	**Match**
Longest rally (strokes)	13	7	12	**13**
Average rally	4	3	4	**4**

THU 20 JUL 2017
Start Time 16:00

Detailed Team Match Results

Korea **3 - 0** Croatia

Team Match No: TS12 Table: Table 7 Umpires:

Match 1			Match	1st Game	2nd Game	3rd Game
A	**KIM Seoyoung**	**KOR**	**3**	11	11	11
X	MARIC Stana	CRO	**0**	4	1	0
		Duration	**0min**	0min	0min	0min

Duration of Team Match	**00h00min**

	Korea				Croatia			
	Match			Team	Match			Team
Player Statistics	**1**	**2**	**3**	**Match**	**1**	**2**	**3**	**Match**
Points won	33	-	-	**33**	5	-	-	**5**
Biggest lead	11	-	-	**11**	-	-	-	**-**
Points won on own serve	18	-	-	**18**	5	-	-	**5**
Points lost on own serve	-	-	-	**-**	13	-	-	**13**
Most consecutive points won	11	-	-	**11**	2	-	-	**2**
Greatest deficit overcome	-	-	-	**-**	-	-	-	**-**

	Match			Team
Match/Team Match Statistics	**1**	**2**	**3**	**Match**
Longest rally (strokes)	26	-	-	**26**
Average rally	3	-	-	**3**

THU 20 JUL 2017
Start Time 19:00

Detailed Team Match Results

Croatia	0 - 3	Ukraine

Team Match No: TD14 Table: Table 2 Umpires:

Match 1			Match	1st Game	2nd Game	3rd Game
A	BALDER Paola	CRO	**0**	4	6	4
X	**VASYLIEVA Mariia**	**UKR**	**3**	11	11	11
		Duration	**1min**	1min	0min	0min

Match 2			Match	1st Game	2nd Game	3rd Game
B	MARIC Stana	CRO	**0**	3	2	2
Y	**ZAVINOVSKA Karyna**	**UKR**	**3**	11	11	11
		Duration	**5min**	2min	1min	2min

Match 3			Match	1st Game	2nd Game	3rd Game	4th Game
C	HRIBAR /	CRO	**1**	5	11	1	7
Z	**STARIKOVA /**	**UKR**	**3**	11	9	11	11
		Duration	**10min**	3min	3min	1min	3min

Duration of Team Match	**00h16min**

	Croatia					Ukraine				
	Match				Team	Match				Team
Player Statistics	**1**	**2**	**3**	**4**	**Match**	**1**	**2**	**3**	**4**	**Match**
Points won	14	7	24	-	**45**	33	33	42	-	**108**
Biggest lead	1	1	2	-	**2**	10	9	10	-	**10**
Points won on own serve	8	5	14	-	**27**	18	19	22	-	**59**
Points lost on own serve	15	14	20	-	**49**	6	2	10	-	**18**
Most consecutive points won	6	2	3	-	**6**	10	8	9	-	**10**
Greatest deficit overcome	-	-	3	-	**3**	1	1	1	-	**1**

	Match				Team
Match/Team Match Statistics	**1**	**2**	**3**	**4**	**Match**
Longest rally (strokes)	-	15	13	-	**15**
Average rally	-	1	-	-	**-**

THU 20 JUL 2017
Start Time 19:00

Detailed Team Match Results

Korea	1 - 3	Russia

Team Match No: TS16 Table: Table 7 Umpires:

Match 1			Match
A	**KIM Seoyoung**	**KOR**	**3**
X	MARKOVICH Ksenia	RUS	**1**
		Duration	**0min**

Match 2			Match
B	LEE Jiyeun	KOR	**0**
Y	**KONDRATOVA Anna Alexandrov**	**RUS**	**3**
		Duration	**0min**

Match 3			Match
C	LEE /	KOR	**2**
Z	**KUDRIASHOVA /**	**RUS**	**3**
		Duration	**0min**

Match 4			Match
A	KIM Seoyoung	KOR	**1**
Y	**KONDRATOVA Anna Alexandrov**	**RUS**	**3**
		Duration	**0min**

Duration of Team Match	**00h00min**

Player Statistics	Korea **Team Match**	**Russia** **Team Match**
Points won	-	-
Biggest lead	-	-
Points won on own serve	-	-
Points lost on own serve	-	-
Most consecutive points won	-	-
Greatest deficit overcome	-	-

Match/Team Match Statistics	**Team Match**
Longest rally (strokes)	-
Average rally	-

THU 20 JUL 2017
Start Time 19:00

Detailed Team Match Results

KIM Seoyoung (KOR) **3 - 1** MARKOVICH Ksenia (RUS)

Match 1		Match
KIM Seoyoung	**KOR**	**3**
MARKOVICH Ksenia	RUS	**1**
	Duration	**0min**

Team Match No: TS16 Table: Table 7 Umpires:

THU 20 JUL 2017
Start Time 19:00

Detailed Team Match Results

LEE Jiyeun (KOR) **0 - 3** **KONDRATOVA Anna Alexandrovna (RUS)**

Match 2		**Match**
LEE Jiyeun	KOR	**0**
KONDRATOVA Anna Alexandrovna	**RUS**	**3**
	Duration	**0min**

Team Match No: TS16 Table: Table 7 Umpires:

THU 20 JUL 2017
Start Time 19:00

Detailed Team Match Results

LEE Ahhyun (KOR) **2 - 3** **KUDRIASHOVA Anastasiia (RUS)**

Match 3		**Match**
LEE /	KOR	**2**
KUDRIASHOVA /	**RUS**	**3**
	Duration	**0min**

Team Match No: TD16 Table: Table 7 Umpires:

THU 20 JUL 2017
Start Time 19:00

Detailed Team Match Results

KIM Seoyoung (KOR) **1 - 3** **KONDRATOVA Anna Alexandrovna (RUS)**

Match 4		**Match**
KIM Seoyoung	KOR	**1**
KONDRATOVA Anna Alexandrovna	**RUS**	**3**
	Duration	**0min**

Team Match No: TS16 Table: Table 7 Umpires:

LEGEND
MS Men's Single **MT** Men's Team **WS** Women's Single **WT** Women's Team

Note: "*" server. The "Greatest deficit overcome" only applies when the player ends up winning the game.

FRI 21 JUL 2017
Start Time 09:00

Detailed Team Match Results

Russia **3 - 1** Croatia

Team Match No: TS18 Table: Table 2 Umpires:

Match 1			Match	1st Game	2nd Game	3rd Game
A	**KONDRATOVA Anna Alexandrov**	**RUS**	**3**	11	11	11
X	MARIC Stana	CRO	**0**	2	4	5
		Duration	**6min**	2min	2min	2min

Match 2			Match	1st Game	2nd Game	3rd Game
B	GUBANOVA Diana	RUS	**0**	12	11	7
Y	**HRIBAR Anamarija**	**CRO**	**3**	14	13	11
		Duration	**12min**	4min	5min	3min

Match 3			Match	1st Game	2nd Game	3rd Game
C	**MARKOVICH /**	**RUS**	**3**	12	11	11
Z	BALDER /	CRO	**0**	10	2	4
		Duration	**10min**	5min	2min	3min

Match 4			Match	1st Game	2nd Game	3rd Game
A	**KONDRATOVA Anna Alexandrov**	**RUS**	**3**	11	11	11
Y	HRIBAR Anamarija	CRO	**0**	8	1	8
		Duration	**8min**	3min	2min	3min

Duration of Team Match	**00h36min**

	Russia				Croatia			
	Match			Team	Match			Team
Player Statistics	**1**	**2**	**3**	**Match**	**1**	**2**	**3**	**Match**
Points won	33	30	34	**130**	11	38	16	**82**
Biggest lead	9	2	9	**10**	1	6	1	**6**
Points won on own serve	16	17	21	**71**	5	22	12	**47**
Points lost on own serve	6	16	4	**35**	17	13	13	**59**
Most consecutive points won	8	7	9	**9**	2	4	3	**4**
Greatest deficit overcome	1	-	1	**1**	-	2	-	**2**

	Match			Team
Match/Team Match Statistics	**1**	**2**	**3**	**Match**
Longest rally (strokes)	8	20	17	**20**
Average rally	3	5	4	**4**

FRI 21 JUL 2017
Start Time 09:00

Detailed Team Match Results

KONDRATOVA Anna Alexandrovna (RUS) **3 - 0** MARIC Stana (CRO)

Match 1		Match	1st Game	2nd Game	3rd Game
KONDRATOVA Anna Alexandrovna	**RUS**	**3**	11	11	11
MARIC Stana	CRO	**0**	2	4	5
	Duration	**6min**	2min	2min	2min

Team Match No: TS18 Table: Table 2 Umpires:

	KONDRATOVA Anna Alexandrovna (RUS)				MARIC Stana (CRO)			
	Game			Match	Game			Match
Player Statistics	**1**	**2**	**3**		**1**	**2**	**3**	
Points won	11	11	11	**33**	2	4	5	**11**
Biggest lead	9	7	6	**9**	1	-	-	**1**
Points won on own serve	6	4	6	**16**	2	-	3	**5**
Points lost on own serve	-	4	2	**6**	5	7	5	**17**
Most consecutive points won	8	4	5	**8**	1	1	2	**2**
Greatest deficit overcome	1	-	-	**1**	-	-	-	**-**
Handedness/Grip								

	Game			Match
Match/Team Match Statistics	**1**	**2**	**3**	
Longest rally (strokes)	8	5	8	**8**
Average rally	3	3	3	**3**

Game Progress

1	**KONDRATOVA Anna Alexandrovna (RU**	0	*1	3	*4	6	*8	10	**11**	
	MARIC Stana (CRO)	*0	1	*1	2	*2	2	*2	**2**	
2	**KONDRATOVA Anna Alexandrovna (RU**	*0	1	*3	4	*6	7	*9	10	**11**
	MARIC Stana (CRO)	0	*1	1	*2	2	*3	3	*4	**4**
3	**KONDRATOVA Anna Alexandrovna (RU**	0	*2	3	*4	5	*7	9	*9	**11**
	MARIC Stana (CRO)	*0	0	*1	2	*3	3	*3	5	**5**

FRI 21 JUL 2017
Start Time 09:00

Detailed Team Match Results

GUBANOVA Diana (RUS) **0 - 3** **HRIBAR Anamarija (CRO)**

Match 2		**Match**	**1st Game**	**2nd Game**	**3rd Game**
GUBANOVA Diana	RUS	**0**	12	11	7
HRIBAR Anamarija	**CRO**	**3**	14	13	11
	Duration	**12min**	4min	5min	3min

Team Match No: TS18 Table: Table 2 Umpires:

	GUBANOVA Diana (RUS)				HRIBAR Anamarija (CRO)			
	Game			Match	Game			Match
Player Statistics	**1**	**2**	**3**		**1**	**2**	**3**	
Points won	12	11	7	**30**	14	13	11	**38**
Biggest lead	-	1	2	**2**	4	6	4	**6**
Points won on own serve	9	5	3	**17**	10	6	6	**22**
Points lost on own serve	4	7	5	**16**	3	6	4	**13**
Most consecutive points won	3	7	2	**7**	3	4	4	**4**
Greatest deficit overcome	-	-	-	**-**	-	1	2	**2**
Handedness/Grip								

	Game			Match
Match/Team Match Statistics	**1**	**2**	**3**	
Longest rally (strokes)	12	13	20	**20**
Average rally	4	6	5	**5**

Game Progress

1	GUBANOVA Diana (RUS)	0	*1	1	*2	3	*3	5	*6	8	*8	10	*10	11	*11	12	*12	**12**
	HRIBAR Anamarija (CRO)	*0	1	*3	4	*5	7	*7	8	*8	10	*10	11	*11	12	*12	13	**14**
2	GUBANOVA Diana (RUS)	*0	0	*0	1	*2	3	*4	4	*6	8	*10	11	*11	11	**11**		
	HRIBAR Anamarija (CRO)	0	*2	4	*5	6	*7	8	*10	10	*10	10	*10	11	*12	**13**		
3	GUBANOVA Diana (RUS)	0	*2	3	*3	4	*5	5	*6	7	**7**							
	HRIBAR Anamarija (CRO)	*0	0	*1	3	*4	5	*7	8	*9	**11**							

FRI 21 JUL 2017
Start Time 09:00

Detailed Team Match Results

MARKOVICH Ksenia (RUS) **3 - 0** BALDER Paola (CRO)

Match 3		Match	1st Game	2nd Game	3rd Game
MARKOVICH /	**RUS**	**3**	12	11	11
BALDER /	CRO	**0**	10	2	4
	Duration	**10min**	5min	2min	3min

Team Match No: TD18 Table: Table 2 Umpires:

	MARKOVICH Ksenia (RUS)				BALDER Paola (CRO)			
	Game			Match	Game			Match
Player Statistics	**1**	**2**	**3**		**1**	**2**	**3**	
Points won	12	11	11	**34**	10	2	4	**16**
Biggest lead	5	9	7	**9**	1	-	-	**1**
Points won on own serve	8	7	6	**21**	7	2	3	**12**
Points lost on own serve	3	-	1	**4**	4	4	5	**13**
Most consecutive points won	4	9	6	**9**	3	2	3	**3**
Greatest deficit overcome	1	-	-	**1**	-	-	-	**-**
Handedness/Grip	-				-			

	Game			Match
Match/Team Match Statistics	**1**	**2**	**3**	
Longest rally (strokes)	11	17	8	**17**
Average rally	4	4	3	**4**

Game Progress

1	**MARKOVICH Ksenia (RUS)**	0	*1	3	*4	6	*7	8	*8	9	*9	10	*11	**12**
	BALDER Paola (CRO)	*0	1	*1	2	*2	3	*4	6	*7	9	*10	10	**10**
2	**MARKOVICH Ksenia (RUS)**	*0	2	*2	4	*6	8	*10	**11**					
	BALDER Paola (CRO)	0	*0	2	*2	2	*2	2	**2**					
3	**MARKOVICH Ksenia (RUS)**	0	*2	4	*4	5	*6	8	*10	**11**				
	BALDER Paola (CRO)	*0	0	*0	2	*3	4	*4	4	**4**				

FRI 21 JUL 2017
Start Time 09:00

Detailed Team Match Results

KONDRATOVA Anna Alexandrovna (RUS) **3 - 0** HRIBAR Anamarija (CRO)

Match 4		Match	1st Game	2nd Game	3rd Game
KONDRATOVA Anna Alexandrovna	**RUS**	**3**	11	11	11
HRIBAR Anamarija	CRO	**0**	8	1	8
	Duration	**8min**	3min	2min	3min

Team Match No: TS18 Table: Table 2 Umpires:

	KONDRATOVA Anna Alexandrovna (RUS)				HRIBAR Anamarija (CRO)			
	Game			Match	Game			Match
Player Statistics	**1**	**2**	**3**		**1**	**2**	**3**	
Points won	11	11	11	**33**	8	1	8	**17**
Biggest lead	4	10	3	**10**	-	-	1	**1**
Points won on own serve	5	6	6	**17**	3	1	4	**8**
Points lost on own serve	5	-	4	**9**	6	5	5	**16**
Most consecutive points won	2	9	3	**9**	2	1	2	**2**
Greatest deficit overcome	-	-	1	**1**	-	-	-	**-**
Handedness/Grip								

	Game			Match
Match/Team Match Statistics	**1**	**2**	**3**	
Longest rally (strokes)	6	7	9	**9**
Average rally	4	4	4	**4**

Game Progress

1	**KONDRATOVA Anna Alexandrovna (RU**	*0	2	*3	4	*6	7	*8	8	*9	10	**11**
	HRIBAR Anamarija (CRO)	0	*0	1	*2	2	*3	4	*6	7	*8	**8**
2	**KONDRATOVA Anna Alexandrovna (RU**	0	*2	4	*6	8	*9	**11**				
	HRIBAR Anamarija (CRO)	*0	0	*0	0	*0	1	**1**				
3	**KONDRATOVA Anna Alexandrovna (RU**	*0	1	*2	3	*5	6	*6	8	*9	10	**11**
	HRIBAR Anamarija (CRO)	0	*1	2	*3	3	*4	6	*6	7	*8	**8**

LEGEND
MS Men's Single **MT** Men's Team **WS** Women's Single **WT** Women's Team

Note: "*" server. The "Greatest deficit overcome" only applies when the player ends up winning the game.

FRI 21 JUL 2017
Start Time 11:00

Detailed Team Match Results

Russia	1 - 3	China

Team Match No: TS21 Table: Table 1 Umpires:

Match 1			Match	1st Game	2nd Game	3rd Game
A	MARKOVICH Ksenia	RUS	**0**	4	6	2
X	**SHI Ce**	**CHN**	**3**	11	11	11
		Duration	**9min**	3min	4min	2min

Match 2			Match	1st Game	2nd Game	3rd Game
B	GUBANOVA Diana	RUS	**0**	3	7	3
Y	**HUANG Meng Ping**	**CHN**	**3**	11	11	11
		Duration	**7min**	2min	3min	2min

Match 3			Match	1st Game	2nd Game	3rd Game	4th Game	5th Game
C	**KONDRATOVA /**	**RUS**	**3**	10	13	11	7	11
Z	LIN /	CHN	**2**	12	11	2	11	5
		Duration	**26min**	6min	7min	3min	5min	5min

Match 4			Match	1st Game	2nd Game	3rd Game
A	MARKOVICH Ksenia	RUS	**0**	8	3	8
Y	**HUANG Meng Ping**	**CHN**	**3**	11	11	11
		Duration	**10min**	3min	3min	4min

Duration of Team Match	**00h52min**

	Russia				China			
	Match			Team	Match			Team
Player Statistics	**1**	**2**	**3**	**Match**	**1**	**2**	**3**	**Match**
Points won	12	13	52	**96**	33	33	41	**140**
Biggest lead	1	-	9	**9**	9	8	4	**9**
Points won on own serve	6	5	25	**45**	17	14	20	**67**
Points lost on own serve	16	19	21	**73**	6	8	27	**51**
Most consecutive points won	2	2	7	**7**	9	6	5	**9**
Greatest deficit overcome	-	-	1	**1**	1	-	2	**4**

	Match			Team
Match/Team Match Statistics	**1**	**2**	**3**	**Match**
Longest rally (strokes)	7	10	24	**24**
Average rally	4	4	8	**5**

FRI 21 JUL 2017
Start Time 11:00

Detailed Team Match Results

MARKOVICH Ksenia (RUS) **0 - 3** **SHI Ce (CHN)**

Match 1		**Match**	**1st Game**	**2nd Game**	**3rd Game**
MARKOVICH Ksenia	RUS	**0**	4	6	2
SHI Ce	**CHN**	**3**	11	11	11
	Duration	**9min**	3min	4min	2min

Team Match No: TS21 Table: Table 1 Umpires:

	MARKOVICH Ksenia (RUS)				SHI Ce (CHN)			
	Game			Match	Game			Match
Player Statistics	**1**	**2**	**3**		**1**	**2**	**3**	
Points won	4	6	2	**12**	11	11	11	**33**
Biggest lead	1	1	-	**1**	7	5	9	**9**
Points won on own serve	1	4	1	**6**	5	6	6	**17**
Points lost on own serve	6	5	5	**16**	3	2	1	**6**
Most consecutive points won	1	2	1	**2**	7	4	9	**9**
Greatest deficit overcome	-	-	-	**-**	1	1	-	**1**
Handedness/Grip								

	Game			Match
Match/Team Match Statistics	**1**	**2**	**3**	
Longest rally (strokes)	6	6	7	**7**
Average rally	3	4	3	**4**

Game Progress

1	MARKOVICH Ksenia (RUS)	0	*1	1	*1	1	*2	3	*4	**4**	
	SHI Ce (CHN)	*0	1	*3	5	*7	8	*9	10	**11**	
2	MARKOVICH Ksenia (RUS)	*0	1	*2	3	*4	4	*4	6	*6	**6**
	SHI Ce (CHN)	0	*1	2	*3	4	*6	8	*8	10	**11**
3	MARKOVICH Ksenia (RUS)	0	*1	1	*1	1	*1	2	**2**		
	SHI Ce (CHN)	*0	1	*3	5	*7	9	*10	**11**		

FRI 21 JUL 2017
Start Time 11:00

Detailed Team Match Results

GUBANOVA Diana (RUS) **0 - 3** **HUANG Meng Ping (CHN)**

Match 2		**Match**	**1st Game**	**2nd Game**	**3rd Game**
GUBANOVA Diana	RUS	**0**	3	7	3
HUANG Meng Ping	**CHN**	**3**	11	11	11
	Duration	**7min**	2min	3min	2min

Team Match No: TS21 Table: Table 1 Umpires:

	GUBANOVA Diana (RUS)				HUANG Meng Ping (CHN)			
	Game			Match	Game			Match
Player Statistics	**1**	**2**	**3**		**1**	**2**	**3**	
Points won	3	7	3	**13**	11	11	11	**33**
Biggest lead	-	-	-	**-**	8	4	8	**8**
Points won on own serve	-	3	2	**5**	3	6	5	**14**
Points lost on own serve	8	5	6	**19**	3	4	1	**8**
Most consecutive points won	2	2	1	**2**	6	3	4	**6**
Greatest deficit overcome	-	-	-	**-**	-	-	-	**-**
Handedness/Grip								

	Game			Match
Match/Team Match Statistics	**1**	**2**	**3**	
Longest rally (strokes)	7	10	8	**10**
Average rally	4	4	4	**4**

Game Progress

1	GUBANOVA Diana (RUS)	*0	0	*0	0	*2	2	*3	**3**		
	HUANG Meng Ping (CHN)	0	*2	4	*6	6	*8	9	**11**		
2	GUBANOVA Diana (RUS)	0	*0	1	*2	2	*4	5	*6	7	**7**
	HUANG Meng Ping (CHN)	*0	2	*3	4	*6	6	*7	8	*9	**11**
3	GUBANOVA Diana (RUS)	*0	0	*0	1	*1	2	*3	**3**		
	HUANG Meng Ping (CHN)	0	*2	4	*5	7	*8	9	**11**		

FRI 21 JUL 2017
Start Time 11:00

Detailed Team Match Results

KONDRATOVA Anna Alexandrovna (RUS) **3 - 2** LIN Huan (CHN)

Match 3		Match	1st Game	2nd Game	3rd Game	4th Game	5th Game
KONDRATOVA /	**RUS**	**3**	10	13	11	7	11
LIN /	CHN	**2**	12	11	2	11	5
	Duration	**26min**	6min	7min	3min	5min	5min

Team Match No: TD21 Table: Table 1 Umpires:

	KONDRATOVA Anna Alexandrovna (RUS)						LIN Huan (CHN)					
	Game					Match	Game					Match
Player Statistics	**1**	**2**	**3**	**4**	**5**		**1**	**2**	**3**	**4**	**5**	
Points won	10	13	11	7	11	**52**	12	11	2	11	5	**41**
Biggest lead	2	2	9	2	6	**9**	2	1	-	4	-	**4**
Points won on own serve	4	6	6	4	5	**25**	5	5	1	7	2	**20**
Points lost on own serve	7	6	1	4	3	**21**	6	7	5	3	6	**27**
Most consecutive points won	4	3	7	2	3	**7**	4	2	1	5	2	**5**
Greatest deficit overcome	-	1	-	-	-	**1**	2	-	-	2	-	**2**
Handedness/Grip	-						-					

	Game					Match
Match/Team Match Statistics	**1**	**2**	**3**	**4**	**5**	
Longest rally (strokes)	24	17	18	20	17	**24**
Average rally	7	7	8	10	8	**8**

Game Progress

1	KONDRATOVA Anna Alexandrovna (RUS)	0	*0	2	*4	4	*5	6	*7	8	*10	10	*10	**10**			
	LIN Huan (CHN)	*0	2	*2	2	*4	5	*6	7	*8	8	*10	11	**12**			
2	**KONDRATOVA Anna Alexandrovna (RU**	*0	1	*2	3	*4	5	*6	8	*9	9	*10	10	*11	12	**13**	
	LIN Huan (CHN)	0	*1	2	*3	4	*5	6	*6	7	*9	10	*11	11	*11	**11**	
3	**KONDRATOVA Anna Alexandrovna (RU**	*0	2	*3	4	*6	8	*10	**11**								
	LIN Huan (CHN)	0	*0	1	*2	2	*2	2	**2**								
4	KONDRATOVA Anna Alexandrovna (RUS)	0	*1	3	*3	4	*5	6	*7	7	**7**						
	LIN Huan (CHN)	*0	1	*1	3	*4	5	*6	7	*9	**11**						
5	**KONDRATOVA Anna Alexandrovna (RU**	*0	2	*3	4	*5	6	*8	9	**11**							
	LIN Huan (CHN)	0	*0	1	*2	3	*4	4	*5	**5**							

FRI 21 JUL 2017
Start Time 11:00

Detailed Team Match Results

MARKOVICH Ksenia (RUS) **0 - 3** **HUANG Meng Ping (CHN)**

Match 4		**Match**	**1st Game**	**2nd Game**	**3rd Game**
MARKOVICH Ksenia	RUS	**0**	8	3	8
HUANG Meng Ping	**CHN**	**3**	11	11	11
	Duration	**10min**	3min	3min	4min

Team Match No: TS21 Table: Table 1 Umpires:

	MARKOVICH Ksenia (RUS)				HUANG Meng Ping (CHN)			
	Game			Match	Game			Match
Player Statistics	**1**	**2**	**3**		**1**	**2**	**3**	
Points won	8	3	8	**19**	11	11	11	**33**
Biggest lead	-	-	4	**4**	6	8	3	**8**
Points won on own serve	4	1	4	**9**	6	4	6	**16**
Points lost on own serve	5	7	5	**17**	4	2	4	**10**
Most consecutive points won	4	2	4	**4**	3	5	4	**5**
Greatest deficit overcome	-	-	-	**-**	-	-	4	**4**
Handedness/Grip								

	Game			Match
Match/Team Match Statistics	**1**	**2**	**3**	
Longest rally (strokes)	6	6	6	**6**
Average rally	3	4	4	**4**

Game Progress

1	MARKOVICH Ksenia (RUS)	0	*0	1	*1	2	*3	3	*4	6	*8	**8**
	HUANG Meng Ping (CHN)	*0	2	*3	5	*6	7	*9	10	*10	10	**11**
2	MARKOVICH Ksenia (RUS)	*0	0	*0	1	*1	1	*3	**3**			
	HUANG Meng Ping (CHN)	0	*2	4	*5	7	*9	9	**11**			
3	MARKOVICH Ksenia (RUS)	0	*1	2	*3	5	*7	7	*7	8	*8	**8**
	HUANG Meng Ping (CHN)	*0	1	*2	3	*3	3	*5	7	*8	10	**11**

LEGEND
MS Men's Single **MT** Men's Team **WS** Women's Single **WT** Women's Team

Note: "*" server. The "Greatest deficit overcome" only applies when the player ends up winning the game.

FRI 21 JUL 2017
Start Time 11:00

Detailed Team Match Results

Japan 0 - 3 Ukraine

Team Match No: TD22 Table: Table 2 Umpires:

Match 1			Match	1st Game	2nd Game	3rd Game	4th Game
A	KAMEZAWA Riho	JPN	**1**	6	11	8	12
X	**ZAVINOVSKA Karyna**	**UKR**	**3**	11	8	11	14
		Duration	**23min**	3min	5min	5min	10min

Match 2			Match	1st Game	2nd Game	3rd Game
B	KAWASAKI Mizue	JPN	**0**	10	7	11
Y	**KHODKO Iuliia**	**UKR**	**3**	12	11	13
		Duration	**18min**	6min	4min	8min

Match 3			Match	1st Game	2nd Game	3rd Game	4th Game
C	TAKAOKA /	JPN	**1**	6	7	11	4
Z	**VASYLIEVA /**	**UKR**	**3**	11	11	7	11
		Duration	**16min**	4min	5min	4min	3min

Duration of Team Match	**00h57min**

	Japan					Ukraine				
	Match				Team	Match				Team
Player Statistics	**1**	**2**	**3**	**4**	**Match**	**1**	**2**	**3**	**4**	**Match**
Points won	37	28	28	-	**93**	44	36	40	-	**120**
Biggest lead	3	2	5	-	**5**	6	4	7	-	**7**
Points won on own serve	19	15	14	-	**48**	22	20	20	-	**62**
Points lost on own serve	22	16	20	-	**58**	18	13	14	-	**45**
Most consecutive points won	4	3	5	-	**5**	5	4	5	-	**5**
Greatest deficit overcome	1	-	1	-	**1**	2	2	4	-	**4**

	Match				Team
Match/Team Match Statistics	**1**	**2**	**3**	**4**	**Match**
Longest rally (strokes)	19	14	13	-	**19**
Average rally	6	4	4	-	**5**

FRI 21 JUL 2017
Start Time 16:00

Detailed Team Match Results

China **3 - 2** Ukraine

Team Match No: TS23 Table: Table 1 Umpires:

Match 1			Match	1st Game	2nd Game	3rd Game	4th Game
A	HUANG Meng Ping	CHN	**1**	7	11	9	7
X	**ZAVINOVSKA Karyna**	**UKR**	**3**	11	2	11	11
		Duration	**20min**	4min	3min	8min	5min

Match 2			Match	1st Game	2nd Game	3rd Game
B	**SHI Ce**	**CHN**	**3**	11	11	11
Y	KHODKO Iuliia	UKR	**0**	9	5	5
		Duration	**11min**	4min	3min	4min

Match 3			Match	1st Game	2nd Game	3rd Game	4th Game
C	LIN /	CHN	**1**	11	9	7	7
Z	**VASYLIEVA /**	**UKR**	**3**	9	11	11	11
		Duration	**23min**	5min	6min	6min	6min

Match 4			Match	1st Game	2nd Game	3rd Game
B	**SHI Ce**	**CHN**	**3**	11	11	11
X	ZAVINOVSKA Karyna	UKR	**0**	2	3	4
		Duration	**10min**	3min	3min	4min

Match 5			Match	1st Game	2nd Game	3rd Game	4th Game
A	**HUANG Meng Ping**	**CHN**	**3**	11	11	8	11
Y	KHODKO Iuliia	UKR	**1**	8	9	11	9
		Duration	**20min**	4min	6min	5min	5min

Duration of Team Match	**01h24min**

	China					Ukraine				
	Match				Team	Match				Team
Player Statistics	**1**	**2**	**3**	**4**	**Match**	**1**	**2**	**3**	**4**	**Match**
Points won	34	33	34	33	**175**	35	19	42	9	**142**
Biggest lead	9	6	2	9	**9**	4	2	7	1	**7**
Points won on own serve	14	16	20	16	**87**	15	9	24	4	**70**
Points lost on own serve	20	10	18	5	**72**	20	17	14	17	**88**
Most consecutive points won	8	4	5	5	**8**	8	2	6	1	**8**
Greatest deficit overcome	-	2	3	1	**3**	5	-	1	-	**5**

	Match				Team
Match/Team Match Statistics	**1**	**2**	**3**	**4**	**Match**
Longest rally (strokes)	19	11	22	15	**22**
Average rally	6	5	8	5	**6**

FRI 21 JUL 2017
Start Time 11:00

Detailed Team Match Results

India **1 - 3** **Korea**

Team Match No: TS25 Table: Table 4 Umpires:

Match 1			Match	1st Game	2nd Game	3rd Game
A	GHOSH Suravi	IND	**0**	9	8	9
X	**LEE Jiyeun**	**KOR**	**3**	11	11	11
		Duration	**16min**	5min	5min	6min

Match 2			Match	1st Game	2nd Game	3rd Game	4th Game
B	GOMES Shineya	IND	**1**	12	8	4	10
Y	**KIM Seoyoung**	**KOR**	**3**	10	11	11	12
		Duration	**15min**	4min	4min	2min	5min

Match 3			Match	1st Game	2nd Game	3rd Game	4th Game	5th Game
C	**SAHA /**	**IND**	**3**	7	8	12	11	12
Z	LEE /	KOR	**2**	11	11	10	3	10
		Duration	**20min**	3min	3min	5min	3min	6min

Match 4			Match	1st Game	2nd Game	3rd Game	4th Game
A	GHOSH Suravi	IND	**1**	6	11	4	1
Y	**KIM Seoyoung**	**KOR**	**3**	11	8	11	11
		Duration	**17min**	4min	5min	5min	3min

Duration of Team Match	**01h08min**

	India					Korea				
	Match				Team	Match				Team
Player Statistics	**1**	**2**	**3**	**4**	**Match**	**1**	**2**	**3**	**4**	**Match**
Points won	26	34	50	22	**132**	33	44	45	41	**163**
Biggest lead	4	4	8	4	**8**	5	7	4	10	**10**
Points won on own serve	15	20	31	12	**78**	19	25	28	21	**93**
Points lost on own serve	14	19	17	20	**70**	11	14	19	10	**54**
Most consecutive points won	4	5	7	4	**7**	5	5	5	8	**8**
Greatest deficit overcome	-	-	1	1	**1**	4	2	1	-	**4**

	Match				Team
Match/Team Match Statistics	**1**	**2**	**3**	**4**	**Match**
Longest rally (strokes)	9	10	9	12	**12**
Average rally	4	3	3	4	**3**

FRI 21 JUL 2017
Start Time 11:00

Detailed Team Match Results

Poland 1 - 3 Hungary

Team Match No: TS26 Table: Table 8 Umpires:

Match 1			Match	1st Game	2nd Game	3rd Game	4th Game
A	**ZYLA Iwona Ewa**	**POL**	**3**	11	13	11	11
X	SZECSI Krisztina	HUN	**1**	3	11	13	2
		Duration	**14min**	2min	5min	5min	2min

Match 2			Match	1st Game	2nd Game	3rd Game
B	DORSZ Monika	POL	**0**	3	4	7
Y	**FEKETE Zsuzsanna**	**HUN**	**3**	11	11	11
		Duration	**9min**	2min	3min	4min

Match 4			Match	1st Game	2nd Game	3rd Game
A	ZYLA Iwona Ewa	POL	**0**	5	8	6
Y	**FEKETE Zsuzsanna**	**HUN**	**3**	11	11	11
		Duration	**11min**	2min	5min	4min

Duration of Team Match	**00h34min**

	Poland				Hungary			
	Match			Team	Match			Team
Player Statistics	**1**	**2**	**3**	**Match**	**1**	**2**	**3**	**Match**
Points won	46	14	-	**79**	29	33	-	**95**
Biggest lead	9	-	-	**9**	2	8	-	**8**
Points won on own serve	22	9	-	**42**	14	20	-	**52**
Points lost on own serve	15	13	-	**43**	24	5	-	**37**
Most consecutive points won	7	3	-	**7**	4	5	-	**5**
Greatest deficit overcome	1	-	-	**1**	3	-	-	**3**

	Match			Team
Match/Team Match Statistics	**1**	**2**	**3**	**Match**
Longest rally (strokes)	13	13	-	**23**
Average rally	4	4	-	**5**

FRI 21 JUL 2017
Start Time 11:00

Detailed Team Match Results

Turkey **3 - 1** Croatia

Team Match No: TS27 Table: Table 10 Umpires:

Match 1			Match	1st Game	2nd Game	3rd Game
A	AKYAZ Meltem	TUR	**0**	8	3	8
X	**HRIBAR Anamarija**	**CRO**	**3**	11	11	11
		Duration	**7min**	3min	1min	3min

Match 2			Match	1st Game	2nd Game	3rd Game
B	**AKYUZ Dilem**	**TUR**	**3**	11	11	11
Y	MARIC Stana	CRO	**0**	7	3	5
		Duration	**8min**	3min	2min	3min

Match 3			Match	1st Game	2nd Game	3rd Game	4th Game
C	**KAHRAMAN /**	**TUR**	**3**	4	11	11	11
Z	BALDER /	CRO	**1**	11	7	7	7
		Duration	**10min**	2min	4min	2min	2min

Match 4			Match	1st Game	2nd Game	3rd Game	4th Game	5th Game
B	**AKYUZ Dilem**	**TUR**	**3**	6	9	11	11	11
X	HRIBAR Anamarija	CRO	**2**	11	11	8	7	6
		Duration	**16min**	2min	4min	3min	3min	4min

Duration of Team Match	**00h41min**

	Turkey						Croatia					
	Match					Team	Match					Team
Player Statistics	**1**	**2**	**3**	**4**	**5**	**Match**	**1**	**2**	**3**	**4**	**5**	**Match**
Points won	19	33	37	48	-	**137**	33	15	32	43	-	**123**
Biggest lead	1	8	6	5	-	**8**	8	-	7	5	-	**8**
Points won on own serve	12	18	21	23	-	**74**	19	9	18	21	-	**67**
Points lost on own serve	14	6	14	22	-	**56**	7	15	16	25	-	**63**
Most consecutive points won	2	6	4	5	-	**6**	4	2	6	4	-	**6**
Greatest deficit overcome	-	-	3	1	-	**3**	1	-	-	1	-	**1**

	Match					Team
Match/Team Match Statistics	**1**	**2**	**3**	**4**	**5**	**Match**
Longest rally (strokes)	10	9	10	14	-	**14**
Average rally	4	4	3	5	-	**4**

Draw



Approval date/time: SAT 22 JUL 2017 10:46 Referee: _____ ITTF TD: _____

Report Created SAT 22 JUL 2017 10:46

SUN 23 JUL 2017
Start Time 09:00

Match Results

ASTAFYEV / KUDRIASHOVA (RUS) **4 - 1** SCHÖLZEL / MOLL (GER)

Game Summary		Match	1st Game	2nd Game	3rd Game	4th Game	5th Game
ASTAFYEV / KUDRIASHOVA	**RUS**	**4**	12	5	11	11	12
SCHÖLZEL / MOLL	GER	**1**	10	11	9	5	10
	Duration	**22min**	5min	3min	5min	3min	6min

Match No: XD11 Table: Table 7
Umpires:

	ASTAFYEV / KUDRIASHOVA (RUS)						SCHÖLZEL / MOLL (GER)					
	Game					Match	Game					Match
Player Statistics	**1**	**2**	**3**	**4**	**5**		**1**	**2**	**3**	**4**	**5**	
Points won	12	5	11	11	12	**51**	10	11	9	5	10	**45**
Biggest lead	2	-	2	6	3	**6**	3	6	2	2	3	**6**
Points won on own serve	5	3	6	6	7	**27**	4	6	5	3	6	**24**
Points lost on own serve	6	5	4	2	4	**21**	7	2	5	5	5	**24**
Most consecutive points won	4	1	3	5	4	**5**	3	5	2	2	3	**5**
Greatest deficit overcome	3	-	2	2	3	**3**	-	-	-	-	-	**-**
Handedness/Grip	-						-					

	Game					Match
Game/Match Statistics	**1**	**2**	**3**	**4**	**5**	
Longest rally (strokes)	7	9	8	4	7	**9**
Average rally	4	4	4	3	3	**4**

Game Progress

1	**ASTAFYEV / KUDRIASHOVA (RUS)**	*0	1	*2	2	*4	4	*5	7	*8	9	*10	11	**12**
	SCHÖLZEL / MOLL (GER)	0	*1	2	*4	4	*6	7	*7	8	*9	10	*10	**10**
2	ASTAFYEV / KUDRIASHOVA (RUS)	0	*1	2	*2	3	*3	3	*4	**5**				
	SCHÖLZEL / MOLL (GER)	*0	1	*2	4	*5	7	*9	10	**11**				
3	**ASTAFYEV / KUDRIASHOVA (RUS)**	*0	1	*2	2	*3	5	*6	7	*8	10	**11**		
	SCHÖLZEL / MOLL (GER)	0	*1	2	*4	5	*5	6	*7	8	*8	**9**		
4	**ASTAFYEV / KUDRIASHOVA (RUS)**	0	*0	2	*3	4	*6	7	*9	**11**				
	SCHÖLZEL / MOLL (GER)	*0	2	*2	3	*4	4	*5	5	**5**				
5	**ASTAFYEV / KUDRIASHOVA (RUS)**	*0	0	*1	3	*4	6	*7	8	*9	10	*10	11	**12**
	SCHÖLZEL / MOLL (GER)	0	*2	3	*3	4	*4	5	*6	7	*8	10	*10	**10**

LEGEND
* Server **MS** Men's Single **MT** Men's Team **No.** Number **WS** Women's Single
WT Women's Team

Note: The "Greatest deficit overcome" only applies when the player ends up winning the game.

SUN 23 JUL 2017
Start Time 09:00

Match Results

CHULKOV / MARKOVICH (RUS) **4 - 0** HRIBAR / HRIBAR (CRO)

Game Summary		Match	1st Game	2nd Game	3rd Game	4th Game
CHULKOV / MARKOVICH	**RUS**	**4**	11	11	11	11
HRIBAR / HRIBAR	CRO	**0**	8	5	6	6
	Duration	**10min**	1min	3min	3min	3min

Match No: XD30 Table: Table 1
Umpires:

	CHULKOV / MARKOVICH (RUS)					HRIBAR / HRIBAR (CRO)				
	Game				Match	Game				Match
Player Statistics	**1**	**2**	**3**	**4**		**1**	**2**	**3**	**4**	
Points won	11	11	11	11	**44**	8	5	6	6	**25**
Biggest lead	5	6	5	6	**6**	-	-	4	1	**4**
Points won on own serve	6	5	7	7	**25**	5	2	5	4	**16**
Points lost on own serve	3	3	1	2	**9**	5	6	4	4	**19**
Most consecutive points won	5	4	6	4	**6**	5	3	3	2	**5**
Greatest deficit overcome	-	-	4	1	**4**	-	-	-	-	**-**
Handedness/Grip	-					-				

	Game				Match
Game/Match Statistics	**1**	**2**	**3**	**4**	
Longest rally (strokes)	3	8	7	8	**8**
Average rally	1	4	3	4	**3**

Game Progress

1	**CHULKOV / MARKOVICH (RUS)**	0	*2	4	*5	5	*5	7	*7	8	*10	**11**
	HRIBAR / HRIBAR (CRO)	*0	0	*0	1	*3	5	*5	7	*8	8	**8**
2	**CHULKOV / MARKOVICH (RUS)**	*0	2	*3	5	*6	6	*8	9	**11**		
	HRIBAR / HRIBAR (CRO)	0	*0	1	*1	2	*4	4	*5	**5**		
3	**CHULKOV / MARKOVICH (RUS)**	0	*0	1	*1	3	*5	7	*8	10	**11**	
	HRIBAR / HRIBAR (CRO)	*0	2	*3	5	*5	5	*5	6	*6	**6**	
4	**CHULKOV / MARKOVICH (RUS)**	*0	1	*2	3	*5	7	*8	10	*10	**11**	
	HRIBAR / HRIBAR (CRO)	0	*1	2	*3	3	*3	4	*4	6	**6**	

LEGEND

*	Server	**MS**	Men's Single	**MT**	Men's Team	**No.**	Number	**WS**	Women's Single
WT	Women's Team								

Note: The "Greatest deficit overcome" only applies when the player ends up winning the game.

Report Created SUN 23 JUL 2017 11:25

SUN 23 JUL 2017
Start Time 09:45

Match Results

SUYNALIEV / GUBANOVA (RUS) **4 - 1** SZALAI / IOLA (HUN)

Game Summary		Match	1st Game	2nd Game	3rd Game	4th Game	5th Game
SUYNALIEV / GUBANOVA	**RUS**	**4**	9	11	11	11	11
SZALAI / IOLA	HUN	**1**	11	8	8	5	4
	Duration	**14min**	2min	3min	4min	3min	2min

Match No: XD34 Table: Table 2
Umpires:

	SUYNALIEV / GUBANOVA (RUS)						SZALAI / IOLA (HUN)					
	Game					Match	Game					Match
Player Statistics	**1**	**2**	**3**	**4**	**5**		**1**	**2**	**3**	**4**	**5**	
Points won	9	11	11	11	11	**53**	11	8	8	5	4	**36**
Biggest lead	3	3	5	6	7	**7**	2	2	1	-	-	**2**
Points won on own serve	6	5	6	6	6	**29**	7	4	4	3	2	**20**
Points lost on own serve	4	4	4	2	2	**16**	3	6	5	5	5	**24**
Most consecutive points won	3	4	4	4	4	**4**	3	2	3	2	1	**3**
Greatest deficit overcome	-	2	1	-	-	**2**	3	-	-	-	-	**3**
Handedness/Grip	-						-					

	Game					Match
Game/Match Statistics	**1**	**2**	**3**	**4**	**5**	
Longest rally (strokes)	8	8	11	5	5	**11**
Average rally	2	3	4	3	3	**3**

Game Progress

1	SUYNALIEV / GUBANOVA (RUS)	*0	2	*3	3	*4	5	*6	8	*8	9	**9**
	SZALAI / IOLA (HUN)	0	*0	1	*3	4	*5	6	*6	8	*9	**11**
2	**SUYNALIEV / GUBANOVA (RUS)**	0	*0	2	*4	4	*5	6	*7	8	*10	**11**
	SZALAI / IOLA (HUN)	*0	2	*2	2	*4	5	*6	7	*8	8	**8**
3	**SUYNALIEV / GUBANOVA (RUS)**	*0	1	*2	4	*5	6	*8	9	*9	10	**11**
	SZALAI / IOLA (HUN)	0	*1	2	*2	3	*4	4	*5	7	*8	**8**
4	**SUYNALIEV / GUBANOVA (RUS)**	0	*1	3	*5	6	*7	8	*9	**11**		
	SZALAI / IOLA (HUN)	*0	1	*1	1	*2	3	*4	5	**5**		
5	**SUYNALIEV / GUBANOVA (RUS)**	*0	2	*3	4	*6	8	*9	10	**11**		
	SZALAI / IOLA (HUN)	0	*0	1	*2	2	*2	3	*4	**4**		

LEGEND
* Server **MS** Men's Single **MT** Men's Team **No.** Number **WS** Women's Single
WT Women's Team

Note: The "Greatest deficit overcome" only applies when the player ends up winning the game.

SUN 23 JUL 2017
Start Time 09:45

Match Results

ASTAFYEV / KUDRIASHOVA (RUS) **4 - 0** OLIVEIRA / COSTA (BRA)

Game Summary		Match	1st Game	2nd Game
ASTAFYEV / KUDRIASHOVA	**RUS**	**4**	3	11
OLIVEIRA / COSTA	BRA	**0**	11	4
	Duration	**3min**	1min	2min

Match No: XD38 Table: Table 7
Umpires:

	ASTAFYEV / KUDRIASHOVA (RUS)			OLIVEIRA / COSTA (BRA)		
	Game		Match	Game		Match
Player Statistics	**1**	**2**		**1**	**2**	
Points won	3	11	**14**	11	4	**15**
Biggest lead	3	9	**9**	8	-	**8**
Points won on own serve	2	5	**7**	5	2	**7**
Points lost on own serve	6	2	**8**	1	4	**5**
Most consecutive points won	3	9	**9**	11	4	**11**
Greatest deficit overcome	-	-	**-**	3	-	**3**
Handedness/Grip	-			-		

	Game		Match
Game/Match Statistics	**1**	**2**	
Longest rally (strokes)	4	3	**4**
Average rally	1	-	**1**

Game Progress

1	ASTAFYEV / KUDRIASHOVA (RUS)	*0	2	*3	3	*3	3	*3	**3**	
	OLIVEIRA / COSTA (BRA)	0	*0	1	*3	5	*7	9	**11**	
2	**ASTAFYEV / KUDRIASHOVA (RUS)**	0	*2	4	*6	8	*9	9	*10	**11**
	OLIVEIRA / COSTA (BRA)	*0	0	*0	0	*0	1	*3	4	**4**

LEGEND
* Server **MS** Men's Single **MT** Men's Team **No.** Number **WS** Women's Single
WT Women's Team

Note: The "Greatest deficit overcome" only applies when the player ends up winning the game.

SUN 23 JUL 2017
Start Time 10:30

Match Results

PISHCHUK / KONDRATOVA (RUS) **4 - 0** SEN / GOMES (IND)

Game Summary		Match	1st Game	2nd Game	3rd Game	4th Game
PISHCHUK / KONDRATOVA	**RUS**	**4**	11	11	11	11
SEN / GOMES	IND	**0**	7	3	3	4
	Duration	**7min**	0min	2min	2min	3min

Match No: XD41 Table: Table 9
Umpires:

	PISHCHUK / KONDRATOVA (RUS)					SEN / GOMES (IND)				
	Game				Match	Game				Match
Player Statistics	**1**	**2**	**3**	**4**		**1**	**2**	**3**	**4**	
Points won	11	11	11	11	**44**	7	3	3	4	**17**
Biggest lead	6	8	9	7	**9**	-	-	-	1	**1**
Points won on own serve	4	6	4	7	**21**	3	1	1	3	**8**
Points lost on own serve	4	2	2	1	**9**	7	5	7	4	**23**
Most consecutive points won	4	5	9	7	**9**	2	1	3	2	**3**
Greatest deficit overcome	-	-	-	1	**1**	-	-	-	-	**-**
Handedness/Grip	-					-				

	Game				Match
Game/Match Statistics	**1**	**2**	**3**	**4**	
Longest rally (strokes)	7	6	6	7	**7**
Average rally	1	3	4	3	**3**

Game Progress

1	**PISHCHUK / KONDRATOVA (RUS)**	0	*2	2	*4	5	*7	9	*9	10	**11**
	SEN / GOMES (IND)	*0	0	*2	2	*3	3	*3	5	*6	**7**
2	**PISHCHUK / KONDRATOVA (RUS)**	*0	1	*3	5	*6	7	*9	**11**		
	SEN / GOMES (IND)	0	*1	1	*1	2	*3	3	**3**		
3	**PISHCHUK / KONDRATOVA (RUS)**	0	*2	4	*6	8	*9	9	**11**		
	SEN / GOMES (IND)	*0	0	*0	0	*0	1	*3	**3**		
4	**PISHCHUK / KONDRATOVA (RUS)**	*0	1	*2	4	*4	6	*8	10	**11**	
	SEN / GOMES (IND)	0	*1	2	*2	4	*4	4	*4	**4**	

LEGEND

*	Server	**MS**	Men's Single	**MT**	Men's Team	**No.**	Number	**WS**	Women's Single
WT	Women's Team								

Note: The "Greatest deficit overcome" only applies when the player ends up winning the game.

Report Created SUN 23 JUL 2017 12:44

SUN 23 JUL 2017
Start Time 10:30

Match Results

JEON / LEE (KOR) **1 - 4** **CHULKOV / MARKOVICH (RUS)**

Game Summary		Match	1st Game	2nd Game	3rd Game	4th Game	5th Game
JEON / LEE	KOR	**1**	2	4	11	9	5
CHULKOV / MARKOVICH	**RUS**	**4**	11	11	7	11	11
	Duration	**16min**	2min	2min	4min	5min	3min

Match No: XD47 Table: Table 2
Umpires:

	JEON / LEE (KOR)						CHULKOV / MARKOVICH (RUS)					
	Game					Match	Game					Match
Player Statistics	**1**	**2**	**3**	**4**	**5**		**1**	**2**	**3**	**4**	**5**	
Points won	2	4	11	9	5	**31**	11	11	7	11	11	**51**
Biggest lead	-	-	4	-	1	**4**	9	9	2	5	6	**9**
Points won on own serve	2	2	7	2	2	**15**	6	6	4	3	5	**24**
Points lost on own serve	5	5	3	8	6	**27**	-	2	4	7	3	**16**
Most consecutive points won	1	3	3	4	1	**4**	5	8	3	5	4	**8**
Greatest deficit overcome	-	-	2	-	-	**2**	-	-	-	-	1	**1**
Handedness/Grip	-						-					

	Game					Match
Game/Match Statistics	**1**	**2**	**3**	**4**	**5**	
Longest rally (strokes)	4	4	9	6	10	**10**
Average rally	3	3	3	3	4	**3**

Game Progress

1	JEON / LEE (KOR)	*0	0	*0	1	*1	2	*2	**2**			
	CHULKOV / MARKOVICH (RUS)	0	*2	4	*5	7	*8	10	**11**			
2	JEON / LEE (KOR)	0	*0	1	*1	1	*1	2	*4	**4**		
	CHULKOV / MARKOVICH (RUS)	*0	2	*3	5	*7	9	*10	10	**11**		
3	**JEON / LEE (KOR)**	*0	1	*1	3	*4	5	*7	8	*9	**11**	
	CHULKOV / MARKOVICH (RUS)	0	*1	3	*3	4	*5	5	*6	7	**7**	
4	JEON / LEE (KOR)	0	*0	0	*1	2	*4	5	*7	7	*9	**9**
	CHULKOV / MARKOVICH (RUS)	*0	2	*4	5	*6	6	*7	7	*9	9	**11**
5	JEON / LEE (KOR)	*0	1	*2	2	*3	3	*3	4	**5**		
	CHULKOV / MARKOVICH (RUS)	0	*1	2	*4	5	*7	9	*10	**11**		

LEGEND

***** Server **MS** Men's Single **MT** Men's Team **No.** Number **WS** Women's Single
WT Women's Team

Note: The "Greatest deficit overcome" only applies when the player ends up winning the game.

Report Created SUN 23 JUL 2017 12:39

SUN 23 JUL 2017
Start Time 11:45

Match Results

WANG / SHI (CHN) **4 - 0** SUYNALIEV / GUBANOVA (RUS)

Game Summary		Match	1st Game	2nd Game	3rd Game	4th Game
WANG / SHI	**CHN**	**4**	11	11	11	11
SUYNALIEV / GUBANOVA	RUS	**0**	6	6	5	5
	Duration	**15min**	3min	4min	4min	4min

Match No: XD49 Table: Table 1
Umpires:

	WANG / SHI (CHN)					SUYNALIEV / GUBANOVA (RUS)				
	Game				Match	Game				Match
Player Statistics	**1**	**2**	**3**	**4**		**1**	**2**	**3**	**4**	
Points won	11	11	11	11	**44**	6	6	5	5	**22**
Biggest lead	5	7	6	6	**7**	-	-	-	-	**-**
Points won on own serve	4	5	6	7	**22**	2	2	3	4	**11**
Points lost on own serve	4	4	2	1	**11**	7	6	5	4	**22**
Most consecutive points won	3	4	3	4	**4**	1	3	1	2	**3**
Greatest deficit overcome	-	-	-	-	**-**	-	-	-	-	**-**
Handedness/Grip	-					-				

	Game				Match
Game/Match Statistics	**1**	**2**	**3**	**4**	
Longest rally (strokes)	6	9	7	6	**9**
Average rally	4	4	4	4	**4**

Game Progress

1	**WANG / SHI (CHN)**	0	*1	2	*3	4	*6	7	*9	10	**11**
	SUYNALIEV / GUBANOVA (RUS)	*0	1	*2	3	*4	4	*5	5	*6	**6**
2	**WANG / SHI (CHN)**	*0	1	*3	4	*6	7	*9	10	*10	**11**
	SUYNALIEV / GUBANOVA (RUS)	0	*1	1	*2	2	*3	3	*4	6	**6**
3	**WANG / SHI (CHN)**	0	*1	3	*4	6	*7	8	*10	**11**	
	SUYNALIEV / GUBANOVA (RUS)	*0	1	*1	2	*2	3	*4	4	**5**	
4	**WANG / SHI (CHN)**	*0	2	*2	4	*5	7	*8	9	**11**	
	SUYNALIEV / GUBANOVA (RUS)	0	*0	2	*2	3	*3	4	*5	**5**	

LEGEND
* Server **MS** Men's Single **MT** Men's Team **No.** Number **WS** Women's Single
WT Women's Team

Note: The "Greatest deficit overcome" only applies when the player ends up winning the game.

SUN 23 JUL 2017
Start Time 11:45

Match Results

ZHANG / LIN (CHN) **4 - 0** ASTAFYEV / KUDRIASHOVA (RUS)

Game Summary		Match	1st Game	2nd Game	3rd Game	4th Game
ZHANG / LIN	**CHN**	**4**	11	11	11	15
ASTAFYEV / KUDRIASHOVA	RUS	**0**	5	4	3	13
	Duration	**15min**	3min	3min	3min	6min

Match No: XD51 Table: Table 3
Umpires:

	ZHANG / LIN (CHN)					ASTAFYEV / KUDRIASHOVA (RUS)				
	Game				Match	Game				Match
Player Statistics	**1**	**2**	**3**	**4**		**1**	**2**	**3**	**4**	
Points won	11	11	11	15	**48**	5	4	3	13	**25**
Biggest lead	6	7	8	5	**8**	-	2	1	1	**2**
Points won on own serve	5	7	5	9	**26**	2	3	2	8	**15**
Points lost on own serve	3	1	1	5	**10**	6	4	6	6	**22**
Most consecutive points won	4	7	9	4	**9**	3	3	2	6	**6**
Greatest deficit overcome	-	2	1	1	**2**	-	-	-	-	**-**
Handedness/Grip	-					-				

	Game				Match
Game/Match Statistics	**1**	**2**	**3**	**4**	
Longest rally (strokes)	7	6	8	10	**10**
Average rally	4	3	4	4	**4**

Game Progress

1	**ZHANG / LIN (CHN)**	0	*2	3	*3	5	*7	8	*10	**11**												
	ASTAFYEV / KUDRIASHOVA (RUS)	*0	0	*1	3	*3	3	*4	4	**5**												
2	**ZHANG / LIN (CHN)**	*0	1	*1	3	*4	6	*8	10	**11**												
	ASTAFYEV / KUDRIASHOVA (RUS)	0	*1	3	*3	4	*4	4	*4	**4**												
3	**ZHANG / LIN (CHN)**	0	*1	2	*3	5	*7	9	**11**													
	ASTAFYEV / KUDRIASHOVA (RUS)	*0	1	*2	3	*3	3	*3	**3**													
4	**ZHANG / LIN (CHN)**	*0	2	*4	5	*6	7	*8	8	*8	9	*10	11	*11	12	*12	13	*13	14	**15**		
	ASTAFYEV / KUDRIASHOVA (RUS)	0	*0	0	*1	2	*3	4	*6	8	*9	10	*10	11	*11	12	*12	13	*13	**13**		

LEGEND

*	Server	**MS**	Men's Single	**MT**	Men's Team	**No.**	Number	**WS**	Women's Single
WT	Women's Team								

Note: The "Greatest deficit overcome" only applies when the player ends up winning the game.

SUN 23 JUL 2017
Start Time 11:45

Match Results

PISHCHUK / KONDRATOVA (RUS) **0 - 4** **TIAN / HUANG (CHN)**

Game Summary		Match	1st Game	2nd Game	3rd Game	4th Game
PISHCHUK / KONDRATOVA	RUS	**0**	9	10	6	8
TIAN / HUANG	**CHN**	**4**	11	12	11	11
	Duration	**20min**	5min	6min	4min	5min

Match No: XD53 Table: Table 5
Umpires:

	PISHCHUK / KONDRATOVA (RUS)					TIAN / HUANG (CHN)				
	Game				Match	Game				Match
Player Statistics	**1**	**2**	**3**	**4**		**1**	**2**	**3**	**4**	
Points won	9	10	6	8	**33**	11	12	11	11	**45**
Biggest lead	2	4	1	3	**4**	4	2	5	3	**5**
Points won on own serve	3	5	3	6	**17**	4	6	6	7	**23**
Points lost on own serve	7	6	5	4	**22**	6	5	3	2	**16**
Most consecutive points won	5	4	3	2	**5**	4	4	5	4	**5**
Greatest deficit overcome	-	-	-	-	**-**	2	4	1	3	**4**
Handedness/Grip	-					-				

	Game				Match
Game/Match Statistics	**1**	**2**	**3**	**4**	
Longest rally (strokes)	15	12	8	11	**15**
Average rally	5	5	4	4	**5**

Game Progress

1	PISHCHUK / KONDRATOVA (RUS)	0	*0	0	*2	4	*5	6	*8	8	*9	**9**		
	TIAN / HUANG (CHN)	*0	2	*4	4	*4	5	*6	6	*8	9	**11**		
2	PISHCHUK / KONDRATOVA (RUS)	*0	1	*2	4	*6	6	*7	7	*8	10	*10	10	**10**
	TIAN / HUANG (CHN)	0	*1	2	*2	2	*4	5	*7	8	*8	10	*11	**12**
3	PISHCHUK / KONDRATOVA (RUS)	0	*1	1	*3	4	*4	6	*6	6	**6**			
	TIAN / HUANG (CHN)	*0	1	*3	3	*4	6	*6	8	*10	**11**			
4	PISHCHUK / KONDRATOVA (RUS)	*0	2	*3	4	*5	5	*5	7	*7	8	**8**		
	TIAN / HUANG (CHN)	0	*0	1	*2	3	*5	7	*7	9	*10	**11**		

LEGEND

*	Server	**MS**	Men's Single	**MT**	Men's Team	**No.**	Number	**WS**	Women's Single
WT	Women's Team								

Note: The "Greatest deficit overcome" only applies when the player ends up winning the game.

Report Created SUN 23 JUL 2017 13:25

SUN 23 JUL 2017
Start Time 11:45

Match Results

CHULKOV / MARKOVICH (RUS) **0 - 4** **ZAKLADNYI / KHODKO (UKR)**

Game Summary		Match	1st Game	2nd Game	3rd Game	4th Game
CHULKOV / MARKOVICH	RUS	**0**	9	10	3	6
ZAKLADNYI / KHODKO	**UKR**	**4**	11	12	11	11
	Duration	**18min**	5min	6min	3min	4min

Match No: XD56 Table: Table 9
Umpires:

	CHULKOV / MARKOVICH (RUS)					ZAKLADNYI / KHODKO (UKR)				
	Game				Match	Game				Match
Player Statistics	**1**	**2**	**3**	**4**		**1**	**2**	**3**	**4**	
Points won	9	10	3	6	**28**	11	12	11	11	**45**
Biggest lead	1	2	-	-	**2**	3	2	8	5	**8**
Points won on own serve	4	6	-	3	**13**	5	7	5	5	**22**
Points lost on own serve	6	5	6	6	**23**	5	4	3	3	**15**
Most consecutive points won	3	4	1	3	**4**	3	4	6	5	**6**
Greatest deficit overcome	-	-	-	-	**-**	1	2	-	-	**2**
Handedness/Grip	-					-				

	Game				Match
Game/Match Statistics	**1**	**2**	**3**	**4**	
Longest rally (strokes)	9	7	5	5	**9**
Average rally	4	4	3	4	**4**

Game Progress

1	CHULKOV / MARKOVICH (RUS)	0	*1	1	*2	3	*5	6	*6	8	*9	**9**		
	ZAKLADNYI / KHODKO (UKR)	*0	1	*3	4	*5	5	*6	8	*8	9	**11**		
2	CHULKOV / MARKOVICH (RUS)	*0	2	*2	2	*4	6	*6	7	*8	9	*10	10	**10**
	ZAKLADNYI / KHODKO (UKR)	0	*0	2	*4	4	*4	6	*7	8	*9	10	*11	**12**
3	CHULKOV / MARKOVICH (RUS)	0	*1	1	*2	2	*2	2	**3**					
	ZAKLADNYI / KHODKO (UKR)	*0	1	*3	4	*6	8	*10	**11**					
4	CHULKOV / MARKOVICH (RUS)	*0	0	*0	2	*3	4	*6	6	*6	**6**			
	ZAKLADNYI / KHODKO (UKR)	0	*2	4	*4	5	*6	6	*8	10	**11**			

LEGEND

*	Server	**MS**	Men's Single	**MT**	Men's Team	**No.**	Number	**WS**	Women's Single
WT	Women's Team								

Note: The "Greatest deficit overcome" only applies when the player ends up winning the game.

SUN 23 JUL 2017
Start Time 14:30

Match Results

WANG / SHI (CHN) **4 - 0** KEINATH / JURKOVA (SVK)

Game Summary		Match	1st Game	2nd Game	3rd Game	4th Game
WANG / SHI	**CHN**	**4**	11	11	11	11
KEINATH / JURKOVA	SVK	**0**	5	1	2	9
	Duration	**13min**	3min	2min	3min	5min

Match No: XD61 Table: Table 1
Umpires:

	WANG / SHI (CHN)					KEINATH / JURKOVA (SVK)				
	Game				Match	Game				Match
Player Statistics	**1**	**2**	**3**	**4**		**1**	**2**	**3**	**4**	
Points won	11	11	11	11	**44**	5	1	2	9	**17**
Biggest lead	6	10	9	3	**10**	-	-	-	1	**1**
Points won on own serve	6	6	6	7	**25**	3	1	2	6	**12**
Points lost on own serve	2	-	-	3	**5**	5	5	5	4	**19**
Most consecutive points won	3	10	7	3	**10**	1	1	1	2	**2**
Greatest deficit overcome	-	-	-	1	**1**	-	-	-	-	**-**
Handedness/Grip	-					-				

	Game				Match
Game/Match Statistics	**1**	**2**	**3**	**4**	
Longest rally (strokes)	10	7	8	15	**15**
Average rally	4	4	5	5	**4**

Game Progress

1	**WANG / SHI (CHN)**	0	*1	2	*4	5	*6	8	*9	**11**		
	KEINATH / JURKOVA (SVK)	*0	1	*2	2	*3	4	*4	5	**5**		
2	**WANG / SHI (CHN)**	*0	2	*4	6	*8	10	**11**				
	KEINATH / JURKOVA (SVK)	0	*0	0	*0	0	*0	**1**				
3	**WANG / SHI (CHN)**	0	*1	3	*5	7	*8	10	**11**			
	KEINATH / JURKOVA (SVK)	*0	1	*1	1	*1	2	*2	**2**			
4	**WANG / SHI (CHN)**	*0	1	*2	3	*4	6	*6	8	*9	10	**11**
	KEINATH / JURKOVA (SVK)	0	*1	2	*3	4	*4	6	*6	7	*8	**9**

LEGEND

*	Server	**MS**	Men's Single	**MT**	Men's Team	**No.**	Number	**WS**	Women's Single
WT	Women's Team						

Note: The "Greatest deficit overcome" only applies when the player ends up winning the game.

SUN 23 JUL 2017
Start Time 14:30

Match Results

TIAN / HUANG (CHN) **4 - 3** ZAKLADNYI / KHODKO (UKR)

Game Summary		Match	1st Game	2nd Game	3rd Game	4th Game	5th Game	6th Game	7th Game
TIAN / HUANG	**CHN**	**4**	11	7	12	4	9	11	11
ZAKLADNYI / KHODKO	UKR	**3**	4	11	10	11	11	7	7
	Duration	**41min**	3min	5min	8min	4min	8min	6min	7min

Match No: XD62 Table: Table 2
Umpires:

	TIAN / HUANG (CHN)								ZAKLADNYI / KHODKO (UKR)							
	Game							Match	Game							Match
Player Statistics	**1**	**2**	**3**	**4**	**5**	**6**	**7**		**1**	**2**	**3**	**4**	**5**	**6**	**7**	
Points won	11	7	12	4	9	11	11	**65**	4	11	10	11	11	7	7	**61**
Biggest lead	7	2	2	-	-	4	5	**7**	-	4	2	7	3	-	-	**7**
Points won on own serve	6	4	7	1	3	4	9	**34**	2	7	6	5	4	3	6	**33**
Points lost on own serve	2	4	4	6	7	4	1	**28**	5	3	5	3	6	7	2	**31**
Most consecutive points won	5	4	2	2	2	2	4	**5**	1	6	3	5	2	2	2	**6**
Greatest deficit overcome	-	-	2	-	-	-	-	**2**	-	2	-	-	-	-	-	**2**
Handedness/Grip	-								-							

	Game							Match
Game/Match Statistics	**1**	**2**	**3**	**4**	**5**	**6**	**7**	
Longest rally (strokes)	7	6	13	7	11	10	8	**13**
Average rally	5	4	5	4	5	4	4	**5**

Game Progress

1	**TIAN / HUANG (CHN)**	*0	2	*3	4	*5	7	*9	10	**11**				
	ZAKLADNYI / KHODKO (UKR)	0	*0	1	*2	3	*3	3	*4	**4**				
2	TIAN / HUANG (CHN)	0	*1	3	*3	3	*3	5	*7	7	**7**			
	ZAKLADNYI / KHODKO (UKR)	*0	1	*1	3	*5	7	*7	7	*9	**11**			
3	**TIAN / HUANG (CHN)**	*0	1	*2	3	*4	5	*5	7	*8	9	*10	11	**12**
	ZAKLADNYI / KHODKO (UKR)	0	*1	2	*3	4	*5	7	*7	8	*9	10	*10	**10**
4	TIAN / HUANG (CHN)	0	*0	1	*2	2	*4	4	*4	**4**				
	ZAKLADNYI / KHODKO (UKR)	*0	2	*3	4	*6	6	*8	10	**11**				
5	TIAN / HUANG (CHN)	*0	0	*2	3	*4	5	*6	6	*7	8	**9**		
	ZAKLADNYI / KHODKO (UKR)	0	*2	2	*3	4	*5	6	*8	9	*10	**11**		
6	**TIAN / HUANG (CHN)**	0	*2	3	*4	5	*6	7	*8	9	**11**			
	ZAKLADNYI / KHODKO (UKR)	*0	0	*1	2	*3	4	*5	6	*7	**7**			
7	**TIAN / HUANG (CHN)**	*0	2	*2	4	*5	7	*8	9	*9	**11**			
	ZAKLADNYI / KHODKO (UKR)	0	*0	2	*2	3	*3	4	*5	7	**7**			

LEGEND

*	Server	**MS**	Men's Single	**MT**	Men's Team	**No.**	Number	**WS**	Women's Single
WT	Women's Team								

Note: The "Greatest deficit overcome" only applies when the player ends up winning the game.

SUN 23 JUL 2017
Start Time 15:30

Match Results

WANG / SHI (CHN) **4 - 0** TIAN / HUANG (CHN)

Game Summary		Match	1st Game	2nd Game	3rd Game	4th Game
WANG / SHI	**CHN**	**4**	11	11	11	11
TIAN / HUANG	CHN	**0**	4	1	2	6
	Duration	**12min**	3min	2min	2min	5min

Match No: XD63 Table: Table 1
Umpires:

	WANG / SHI (CHN)					TIAN / HUANG (CHN)				
	Game				Match	Game				Match
Player Statistics	**1**	**2**	**3**	**4**		**1**	**2**	**3**	**4**	
Points won	11	11	11	11	**44**	4	1	2	6	**13**
Biggest lead	7	10	9	5	**10**	-	-	-	1	**1**
Points won on own serve	5	5	5	6	**21**	2	-	1	3	**6**
Points lost on own serve	2	1	1	3	**7**	6	6	6	5	**23**
Most consecutive points won	5	8	5	6	**8**	1	1	1	2	**2**
Greatest deficit overcome	-	-	-	1	**1**	-	-	-	-	**-**
Handedness/Grip	-					-				

	Game				Match
Game/Match Statistics	**1**	**2**	**3**	**4**	
Longest rally (strokes)	8	6	8	8	**8**
Average rally	4	3	4	4	**4**

Game Progress

1	**WANG / SHI (CHN)**	0	*2	3	*4	5	*7	9	*10	**11**	
	TIAN / HUANG (CHN)	*0	0	*1	2	*3	3	*3	4	**4**	
2	**WANG / SHI (CHN)**	*0	2	*4	6	*8	9	**11**			
	TIAN / HUANG (CHN)	0	*0	0	*0	0	*1	**1**			
3	**WANG / SHI (CHN)**	0	*2	3	*5	7	*8	10	**11**		
	TIAN / HUANG (CHN)	*0	0	*1	1	*1	2	*2	**2**		
4	**WANG / SHI (CHN)**	*0	1	*2	3	*4	5	*6	8	*10	**11**
	TIAN / HUANG (CHN)	0	*1	2	*3	4	*5	6	*6	6	**6**

LEGEND
* Server **MS** Men's Single **MT** Men's Team **No.** Number **WS** Women's Single
WT Women's Team

Note: The "Greatest deficit overcome" only applies when the player ends up winning the game.

Medal Standings

As of FRI 28 JUL 2017 at 18:54
After 13 of 13 events

Rank	NOC	Men				Women				Mixed				Total				Rank by total
		G	S	B	Tot	G	S	B	Tot	G	S	B	Tot	G	S	B	Tot	
1	TUR - Turkey	1	2	2	5	3	1		4			1	1	4	3	3	10	2
2	KOR - Korea	2	2		4	1	1	1	3	1			1	4	3	1	8	3
3	RUS - Russia	2	1	3	6	1	1	3	5		1		1	3	3	6	12	1
4	IRI - Iran			3	3	1	1	2	4					1	1	5	7	4
5	KAZ - Kazakhstan	1			1			1	1					1		1	2	= 6
6	CRO - Croatia						2		2						2		2	= 6
7	UKR - Ukraine		1		1										1		1	= 10
8	CHN - China			2	2			2	2							4	4	5
9	GRE - Greece			1	1			1	1							2	2	= 6
9	TPE - Chinese Taipei							1	1			1	1			2	2	= 6
11	KGZ - Kyrgyzstan			1	1											1	1	= 10
11	VEN - Venezuela							1	1							1	1	= 10
	Total:	**6**	**6**	**12**	**24**	**6**	**6**	**12**	**24**	**1**	**1**	**2**	**4**	**13**	**13**	**26**	**52**	

LEGEND
= Equal sign indicates that **B** Bronze **G** Gold **S** Silver
Tot Total

Medalists by Event

As of SUN 30 JUL 2017 at 17:04

Event	Date	Medal	Name	NOC Code
Men's +80kg	30 JUL 2017	Gold	BARKALOV Aleksandr Vladimirovich	RUS
		Silver	LIM Daeho	KOR
		Bronze	GECIT Osman	TUR
		Bronze	RAZZAGHI Masoud	IRI
Men's -58kg	29 JUL 2017	Gold	ABDRASH Ayan	KAZ
		Silver	BOIARYN Vadym	UKR
		Bronze	LATIPOV Kazbek	RUS
		Bronze	LIOTSOS Pavlos	GRE
Men's -68kg		Gold	ZASTROZHIN Aleksei	RUS
		Silver	GULER Muhammed	TUR
		Bronze	AMIRI Behzad	IRI
		Bronze	MAVLONOV Azamat	KGZ
Men's -80kg	30 JUL 2017	Gold	LEE Hakseong	KOR
		Silver	ISAKOV Shamil	RUS
		Bronze	SIMSEK Batuhan	TUR
		Bronze	ZAFERANI Mohammad	IRI
Women's +67kg	29 JUL 2017	Gold	SEKER Selver	TUR
		Silver	SHIRITAZEHGHESHLAGH Mouna	IRI
		Bronze	ANTONENKO Valentina	KAZ
		Bronze	XU Xiaohong	CHN
Women's -49kg	30 JUL 2017	Gold	YAZICI Merve	TUR
		Silver	KARPINSKAIA Evelina	RUS
		Bronze	MONTAZERI SANIJI Fatemeh	IRI
		Bronze	PENG Szu-Ting	TPE
Women's -57kg		Gold	DROZDOVA Marina Igorevna	RUS
		Silver	KOLOVRAT Matea	CRO
		Bronze	LEE Jin Young	KOR
		Bronze	ORTEGA SALCEDO Stefani Maria	VEN
Women's -67kg	29 JUL 2017	Gold	SHAHBAZI Noseybeh	IRI
		Silver	RAJCEVIC Sara	CRO
		Bronze	FOULEDAKI Maria	GRE
		Bronze	POLUKHINA Ekaterina	RUS

Entry List by NOC

As of FRI 28 JUL 2017 at 19:06

NOC	Name	Category	Date of Birth	Height m / ft	World Rank
AFG	**- Afghanistan**				
	FAIZI Faiz Ahmad	Men -68kg	26 AUG 1994		
AZE	**- Azerbaijan**				
	OSMANOV Shaig	Men -68kg	28 JUN 1987		
BRA	**- Brazil**				
	BIZERRA Anderson Amorim	Men -58kg	7 SEP 1986		
	BIZERRA Anderson Amorim	Men Poomsae Individual	7 SEP 1986		
CHN	**- China**				
	LAN Lan	Women -67kg	21 JAN 1994		
	LIU Junna	Women Poomsae Individual	8 JUL 2001		
	LUO Keying	Women -49kg	18 MAY 2001		
	XU Xiaohong	Women +67kg	16 NOV 2000		
	YU Tiantian	Women -57kg	26 MAR 2001		
	HUANG Junkai	Men +80kg	3 FEB 1998		
	PENG Jun	Men -80kg	28 FEB 1990		
	ZHANG Mengyu	Men -68kg	6 JUN 1999		
	ZHAO Zhenhong	Men -58kg	16 FEB 1999		
	ZHENG Jiajun	Men Poomsae Individual	18 AUG 1994		
CRO	**- Croatia**				
	KOLOVRAT Matea	Women -57kg	12 AUG 1999		
	RAJCEVIC Sara	Women -67kg	28 FEB 1998		
	RAJCEVIC Sara	Women Poomsae Individual	28 FEB 1998		
ECU	**- Ecuador**				
	CHAVEZ Danny Alexander	Men -68kg	29 DEC 1995		
GER	**- Germany**				
	DIRMEIER Marcel	Men Poomsae Individual	5 MAY 1977		
GHA	**- Ghana**				
	AMOAH Emmanuella Nyarkoh	Women -49kg	25 JUL 2000		
	NKRUMAH Abigail	Women -67kg	19 MAR 1999		
	DIABO Norris	Men -68kg	7 OCT 1999		
	TAWIAH Anthony	Men -58kg	17 APR 1997		
GRE	**- Greece**				
	FOULEDAKI Maria	Women -67kg	27 FEB 1998		
	CHAMPAKIS Georgios	Men -80kg	7 JUL 2000		

Entry List by NOC

As of FRI 28 JUL 2017 at 19:06

NOC	Name	Category	Date of Birth	Height m / ft	World Rank
	KOUTSOUVELIS Charalampos	Men -68kg	8 JUL 1992		
	LIOTSOS Pavlos	Men -58kg	19 SEP 1996		
	RENIERIS Stavros	Men Poomsae Individual	20 MAR 1972		
HKG	**- Hong Kong**				
	CHOW Chun Kin	Men -68kg	4 JUN 1990		
	CHOW Chun Kin	Men Poomsae Individual	4 JUN 1990		
IRI	**- Iran**				
	KHODABANDEH Maryam	Women Poomsae Individual	28 JAN 1993		
	KHOSHAHVAL Marziyeh	Women -57kg	1 AUG 1993		
	MONTAZERI SANIJI Fatemeh	Women -49kg	17 AUG 1995		
	SHAHBAZI Noseybeh	Women -67kg	16 JUL 1991		
	SHIRITAZEHGHESHLAGH Mouna	Women +67kg	10 FEB 1989		
	AMIRI Behzad	Men -68kg	24 FEB 1992		
	KARAMI DOUROUDKHANI Hossein	Men Poomsae Individual	23 SEP 1977		
	MOOSAVI EMAMZADEHALI Ali	Men -58kg	26 MAR 1991		
	RAZZAGHI Masoud	Men +80kg	21 SEP 1979		
	ZAFERANI Mohammad	Men -80kg	5 DEC 1997		
KAZ	**- Kazakhstan**				
	ANTONENKO Valentina	Women +67kg	21 APR 1984		
	PROTOPOPOVA Viktoriya	Women -49kg	29 MAR 2001		
	ABDRASH Ayan	Men -58kg	24 JAN 1995		
	KULESSOV Timur	Men -68kg	19 FEB 1995		
	PANTELEIMONOV Andrey	Men +80kg	1 SEP 1983		
	RYSZHANOV Olzhas	Men Poomsae Individual	23 MAY 1991		
KGZ	**- Kyrgyzstan**				
	MAVLONOV Azamat	Men -68kg	18 JUN 1994		
KOR	**- Korea**				
	KIM Heehwa	Women -49kg	12 JAN 1990		
	LEE Jin Young	Women -57kg	21 JUN 1995		
	PARK Hye Jeong	Women Poomsae Individual	13 MAR 1996		
	CHOI Hyeseong	Men Poomsae Individual	28 JUN 1996		
	LEE Hankseong	Men -80kg	11 NOV 1994		
	LEE Hongseok	Men -58kg	29 JAN 1997		
	LIM Daeho	Men +80kg	29 SEP 1976		

Entry List by NOC

As of FRI 28 JUL 2017 at 19:06

NOC	Name	Category	Date of Birth	Height m / ft	World Rank
	OH Wonjong	Men -68kg	19 APR 1982		
MEX	**- Mexico**				
	VILLARREAL Luis Luis Felipe	Men -58kg	5 NOV 1994		
POR	**- Portugal**				
	GOMES Helder Carreira	Men -80kg	18 NOV 1982		
RUS	**- Russia**				
	DROZDOVA Marina Igorevna	Women -57kg	5 FEB 1990		
	KARPINSKAIA Evelina	Women -49kg	12 DEC 1996		
	OVCHINNIKOVA Iuliia	Women Poomsae Individual	28 AUG 1984		
	POLUKHINA Ekaterina	Women -67kg	11 OCT 1999		
	ZHILOVA Tatiana Mukhamedovna	Women +67kg	11 FEB 1998		
	AYVAZYAN Stepan	Men Poomsae Individual	22 OCT 1995		
	BARKALOV Aleksandr	Men +80kg	26 APR 1984		
	ISAKOV Shamil	Men -80kg	2 APR 1996		
	LATIPOV Kazbek	Men -58kg	17 JUL 1993		
	ZASTROZHIN Aleksei	Men -68kg	21 AUG 1996		
THA	**- Thailand**				
	MOONCHAN Kittiwut	Men -58kg	14 DEC 2001		
	MOONCHAN Kittiwut	Men Poomsae Individual	14 DEC 2001		
TPE	**- Chinese Taipei**				
	PENG Szu-Ting	Women -49kg	23 NOV 1988		
	PENG Szu-Ting	Women Poomsae Individual	23 NOV 1988		
	HSIEH Cheng-Lin	Men +80kg	28 MAR 1994		
	HUANG Mao-Ying	Men -80kg	4 SEP 1978		
	LO Hung-Yi	Men -58kg	10 NOV 1999		
	SUN Shu-Liang	Men Poomsae Individual	15 JAN 1962		
TUR	**- Turkey**				
	BEKIL Yildiz	Women -67kg	15 FEB 1992		
	CANLI Selma	Women -57kg	15 OCT 1996		
	GOKKAYA Ayse Gul	Women Poomsae Individual	1 JUL 1986		
	SEKER Selver	Women +67kg	7 SEP 1997		
	YAZICI Merve	Women -49kg	21 AUG 1992		
	GECIT Osman	Men +80kg	6 FEB 1986		
	GULER Muhammed	Men -68kg	21 JUL 1989		

Entry List by NOC

As of FRI 28 JUL 2017 at 19:06

NOC	Name	Category	Date of Birth	Height m / ft	World Rank
	KARACA Ali	Men Poomsae Individual	13 MAR 1993		
	SIMSEK Batuhan	Men -80kg	16 JUN 1999		
	TUNA Ahmet Hakan	Men -58kg	13 JUL 1997		
UKR	**- Ukraine**				
	LEVANOVYCH Mariia	Women +67kg	2 JAN 2000		
	PAVLENKO Yuliia	Women -49kg	3 NOV 1985		
	YEREMEIEVA Tetiana	Women Poomsae Individual	16 JUN 1983		
	BOIARYN Vadym	Men -58kg	19 FEB 2000		
	DYUZHEV Olexiy	Men +80kg	26 SEP 1976		
	SEDOV Oleksii	Men -80kg	26 JUN 1980		
	SEDOV Oleksii	Men Poomsae Individual	26 JUN 1980		
	ZHADAN Ivan	Men -68kg	18 FEB 1991		
UZB	**- Uzbekistan**				
	ABDIYUSUPOVA Maftuna	Women +67kg	22 AUG 2000		
	ABDURAKHIMOVA Dilorom	Women -67kg	30 JUL 1999		
	DADAJONOVA Gulmira	Women -49kg	3 OCT 1998		
	KURBANOVA Makhfuza	Women Poomsae Individual	19 AUG 1997		
	TOJIBOEVA Dilbar	Women -57kg	31 OCT 1999		
	KHIDIROV Davron	Men -58kg	6 JAN 1989		
	KHIDIROV Davron	Men Poomsae Individual	6 JAN 1989		
VEN	**- Venezuela**				
	ORTEGA SALCEDO Stefani Maria	Women -57kg	24 JUN 1993		
	ORTEGA SALCEDO Stefani Maria	Women Poomsae Individual	24 JUN 1993		
	GONZALEZ BRICENO Freddy Jose	Men -80kg	29 DEC 1991		
	GONZALEZ BRICENO Freddy Jose	Men Poomsae Individual	29 DEC 1991		
	SANCHEZ SANCHEZ Yorlan	Men -58kg	9 OCT 1989		
	SUAREZ GALENO Rafael José	Men -68kg	30 NOV 1976		

Competition Schedule

As of SAT 29 JUL 2017 at 21:03

Date	Start Time	Weight Category / Contents
SAT 29 JUL	10:00	Men's -58kg Round of 16
		Men's -68kg Round of 16
	13:45	Men's -58kg Quarter-finals and Semi-finals
		Men's -68kg Quarter-finals and Semi-finals
		Women's +67kg Quarter-finals and Semi-finals
		Women's -67kg Quarter-finals and Semi-finals
	17:15	Men's -58kg Bronze Medal Contest and Final and Repechage Round 2
		Men's -68kg Bronze Medal Contest and Final and Repechage Round 2
		Women's +67kg Bronze Medal Contest and Final
		Women's -67kg Bronze Medal Contest and Final
SUN 30 JUL	10:00	Men's +80kg Quarter-finals
		Men's -80kg Quarter-finals and Round of 16
		Women's -49kg Quarter-finals and Round of 16
		Women's -57kg Quarter-finals
	13:30	Men's +80kg Bronze Medal Contest and Final and Semi-finals
		Men's -80kg Bronze Medal Contest and Final and Repechage Round 2 and Semi-finals
		Women's -49kg Bronze Medal Contest and Final and Repechage Round 2 and Semi-final
		Women's -57kg Bronze Medal Contest and Final and Semi-finals

SUN 30 JUL 2017

Medalists

As of SUN 30 JUL 2017 at 17:15

Medal	Name	NOC
Gold	YAZICI Merve	TUR - Turkey
Silver	KARPINSKAIA Evelina	RUS - Russian Federation
Bronze	MONTAZERI SANIJI Fatemeh	IRI - Islamic Republic of Iran
Bronze	PENG Szu-Ting	TPE - Chinese Taipei

Draw Sheet

As of SUN 30 JUL 2017 at 16:23

Bib No.	Name	NOC Code	Quarter-finals	Semi-finals	Final	Gold Medalist
501	AMOAH Emmanuella Nyarkoh	GHA				
	BYE		DSQ			
509	PROTOPOPOVA Viktoriya	KAZ		M. YAZICI		
510	YAZICI Merve	TUR	M. YAZICI RSC 14 : 1 (1 2:00)			
					M. YAZICI PUN 28 : 7 (2 1:55)	
506	MONTAZERI SANIJI Fatemeh	IRI				
505	LUO Keying	CHN		MONTAZERI SANIJI PTF 22 : 5		
						M. YAZICI PTF 6 : 4
508	PENG Szu-Ting	TPE				
504	KIM Heehwa	KOR		S. PENG PTF 22 : 12		
					E. KARPINSKAIA PTF 18 : 5	
503	KARPINSKAIA Evelina	RUS				
507	PAVLENKO Yuliia	UKR	E. KARPINSKAIA RSC 17 : 2 (2 1:49)			
				E. KARPINSKAIA PTF 20 : 4		
502	DADAJONOVA Gulmira	UZB				

Repechages		RC1	Bronze Medalists
508	PENG Szu-Ting	TPE	
509	PROTOPOPOVA Viktoriya	KAZ	PENG Szu-Ting WDR 10 : 4 (2 1:13)
	No Contestant		V. PROTOPOPOVA BYE
506	MONTAZERI SANIJI Fatemeh	IRI	
507	PAVLENKO Yuliia	UKR	MONTAZERI SANIJI Fatemeh PTF 4 : 1
502	DADAJONOVA Gulmira	UZB	G. DADAJONOVA PTF 10 : 0

Classification		
1	YAZICI Merve	TUR
2	KARPINSKAIA Evelina	RUS
3	MONTAZERI SANIJI Fatemeh	IRI
3	PENG Szu-Ting	TPE

LEGEND

DSQ	**Win by Disqualification**	**RSC**	**Win by Referee Stop Contest**	**BYE**	**Win by Bye**	**PTF**	**Win by Final Score**
PUN	**Win by Punitive Declaration**						

Update Weigh-In Result

GENÇLİK VE SPOR BAKANLIĞI
TÜRKİYE MİLLİ OLİMPİYAT KOMİTESİ
T.C. SAMSUN VALİLİĞİ
SAMSUN BÜYÜKŞEHİR BELEDİYESİ
ONDOKUZ MAYIS ÜNİVERSİTESİ
KRONOS
DEAFLYMPICS

SUN 30 JUL 2017
Start time 16:00

Contest Results

As of SUN 30 JUL 2017 at 16:22

Contest No. 121 Court 1

YAZICI Merve (TUR) defeated KARPINSKAIA Evelina (RUS) **PTF 6 : 4**

Colour	Name	NOC Code	Bib Number	Total Points	Rounds 1	2	3	4	Points Earned by Attack	Points Earned by Penalty
Chung (Blue)	YAZICI Merve	TUR	510	6	4	0	2		4	2
Hong (Red)	KARPINSKAIA Evelina	RUS	503	4	3	1	0		2	2

Description	YAZICI Merve				KARPINSKAIA Evelina			
	Round 1	Round 2	Round 3	Round 4	Round 1	Round 2	Round 3	Round 4
Gam-jeom (deduction penalty)	1	1			2			
Kick, 2 point					1			
Kick, Body 3 points								
Kick, Head 3 points								
Kick, 4 points								
Punch, 1 point	2		2					

Contest Progress

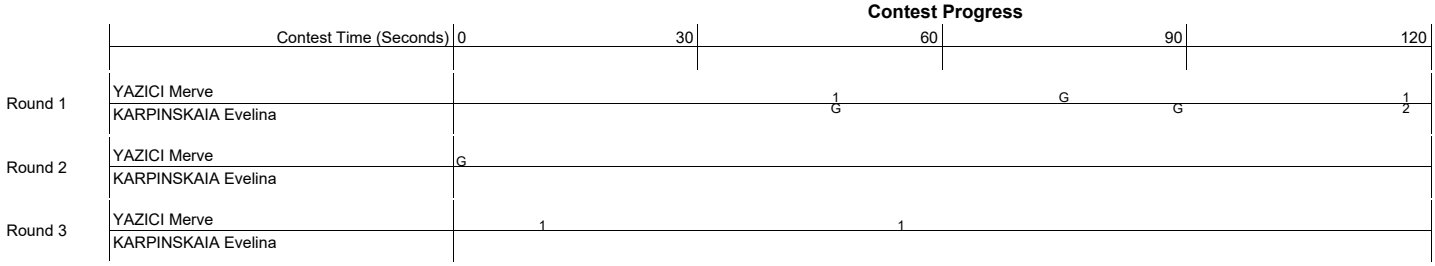

Result of Instant Video Replay Review:

Request by Coaches	YAZICI Merve								KARPINSKAIA Evelina							
	Round 1		Round 2		Round 3		Round 4		Round 1		Round 2		Round 3		Round 4	
	Own	Opp.	Own	Opp.	Own	Opp.	Own	Opp.	Own	Opp.	Own	Opp.	Own	Opp.	Own	Opp.
Gam-jeom (deduction penalty)		A														
Kick, 2 point																
Turn kick, 3 point																
Head kick, 3 points																
Head kick, 4 points																
Punch, 1 point																
Appeal rejected by Referee																
	Before Contest				**After Contest**				**Before Contest**				**After Contest**			
Remaining Quota of Appeals	1				1				1				1			

Request by Referee / Judges	YAZICI Merve				KARPINSKAIA Evelina			
	Round 1	Round 2	Round 3	Round 4	Round 1	Round 2	Round 3	Round 4
Gam-jeom (deduction penalty)								
Kick, 2 point								
Turn kick, 3 point								
Head kick, 3 points								
Head kick, 4 points								
Punch, 1 point								

LEGEND

PTF Win by Final Score **G** GamJeom **A** Accepted

SUN 30 JUL 2017
Start time 15:00

Contest Results

As of SUN 30 JUL 2017 at 15:17

Contest No. 117 Court 1

PENG Szu-Ting (TPE) defeated PROTOPOPOVA Viktoriya (KAZ) **WDR 10 : 4 (2 1:13)**

Colour	Name	NOC Code	Bib Number	Total Points	Rounds 1	2	3	4	Points Earned by Attack	Points Earned by Penalty
Chung (Blue)	PENG Szu-Ting	TPE	508	10	9	1			9	1
Hong (Red)	PROTOPOPOVA Viktoriya	KAZ	509	4	3	1			0	4

Description	PENG Szu-Ting				PROTOPOPOVA Viktoriya			
	Round 1	Round 2	Round 3	Round 4	Round 1	Round 2	Round 3	Round 4
Gam-jeom (deduction penalty)	3	1				1		
Kick, 2 point	3							
Kick, Body 3 points								
Kick, Head 3 points	1							
Kick, 4 points								
Punch, 1 point								

Contest Progress

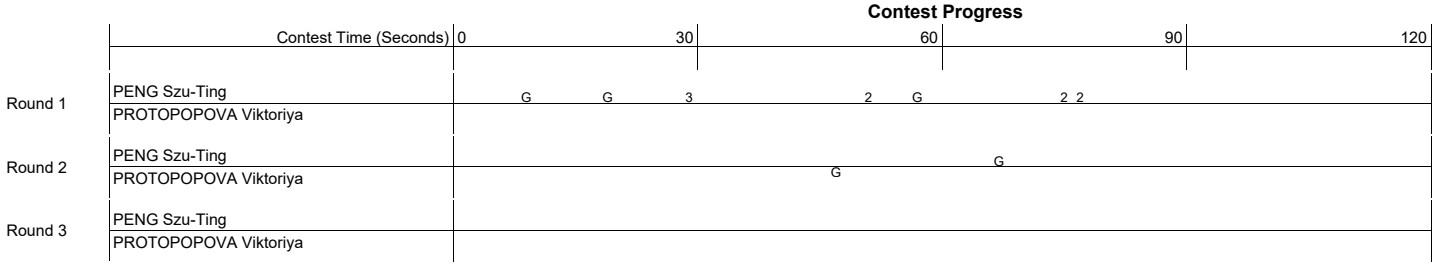

Result of Instant Video Replay Review:

Request by Coaches	PENG Szu-Ting								PROTOPOPOVA Viktoriya							
	Round 1		Round 2		Round 3		Round 4		Round 1		Round 2		Round 3		Round 4	
	Own	Opp.	Own	Opp.	Own	Opp.	Own	Opp.	Own	Opp.	Own	Opp.	Own	Opp.	Own	Opp.
Gam-jeom (deduction penalty)																
Kick, 2 point																
Turn kick, 3 point																
Head kick, 3 points																
Head kick, 4 points																
Punch, 1 point																
Appeal rejected by Referee																
	Before Contest				**After Contest**				**Before Contest**				**After Contest**			
Remaining Quota of Appeals	1				1				1				1			

Request by Referee / Judges	PENG Szu-Ting				PROTOPOPOVA Viktoriya			
	Round 1	Round 2	Round 3	Round 4	Round 1	Round 2	Round 3	Round 4
Gam-jeom (deduction penalty)								
Kick, 2 point								
Turn kick, 3 point								
Head kick, 3 points								
Head kick, 4 points								
Punch, 1 point								

LEGEND
WDR **Win by Withdraw** **G** **GamJeom**

SUN 30 JUL 2017
Start time 15:00

Contest Results

As of SUN 30 JUL 2017 at 15:17

Contest No. 217 Court 2

MONTAZERI SANIJI Fatemeh (IRI) defeated DADAJONOVA Gulmira (UZB) **PTF 4 : 1**

Colour	Name	NOC Code	Bib Number	Total Points	Rounds 1	2	3	4	Points Earned by Attack	Points Earned by Penalty
Chung (Blue)	MONTAZERI SANIJI Fatemeh	IRI	506	4	0	3	1		3	1
Hong (Red)	DADAJONOVA Gulmira	UZB	502	1	1	0	0		0	1

Description	MONTAZERI SANIJI Fatemeh				DADAJONOVA Gulmira			
	Round 1	Round 2	Round 3	Round 4	Round 1	Round 2	Round 3	Round 4
Gam-jeom (deduction penalty)	1						1	
Kick, 2 point								
Kick, Body 3 points								
Kick, Head 3 points		1						
Kick, 4 points								
Punch, 1 point								

Contest Progress

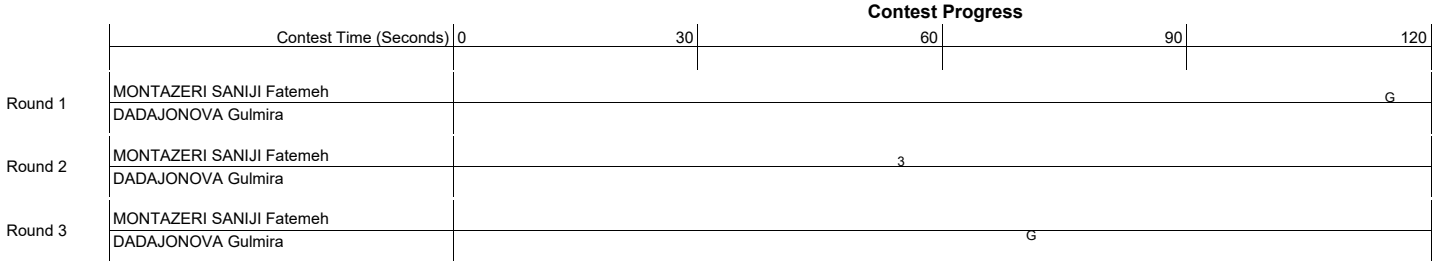

Result of Instant Video Replay Review:

Request by Coaches	MONTAZERI SANIJI Fatemeh								DADAJONOVA Gulmira							
	Round 1		Round 2		Round 3		Round 4		Round 1		Round 2		Round 3		Round 4	
	Own	Opp.	Own	Opp.	Own	Opp.	Own	Opp.	Own	Opp.	Own	Opp.	Own	Opp.	Own	Opp.
Gam-jeom (deduction penalty)																
Kick, 2 point																
Turn kick, 3 point																
Head kick, 3 points																
Head kick, 4 points																
Punch, 1 point																
Appeal rejected by Referee																
	Before Contest				**After Contest**				**Before Contest**				**After Contest**			
Remaining Quota of Appeals	1				1				1				1			

Request by Referee / Judges	MONTAZERI SANIJI Fatemeh				DADAJONOVA Gulmira			
	Round 1	Round 2	Round 3	Round 4	Round 1	Round 2	Round 3	Round 4
Gam-jeom (deduction penalty)								
Kick, 2 point								
Turn kick, 3 point								
Head kick, 3 points								
Head kick, 4 points								
Punch, 1 point								

LEGEND
PTF **Win by Final Score** **G** **GamJeom**

SUN 30 JUL 2017
Start time 13:45

Contest Results

As of SUN 30 JUL 2017 at 13:55

Contest No. 212 Court 2

KARPINSKAIA Evelina (RUS) defeated PENG Szu-Ting (TPE) **PTF 18 : 5**

Colour	Name	NOC Code	Bib Number	Total Points	Rounds 1	2	3	4	Points Earned by Attack	Points Earned by Penalty
Chung (Blue)	PENG Szu-Ting	TPE	508	5	2	1	2		0	5
Hong (Red)	KARPINSKAIA Evelina	RUS	503	18	5	7	6		12	6

Description	PENG Szu-Ting				KARPINSKAIA Evelina			
	Round 1	Round 2	Round 3	Round 4	Round 1	Round 2	Round 3	Round 4
Gam-jeom (deduction penalty)	2	2	2		2	1	2	
Kick, 2 point						1	2	
Kick, Body 3 points								
Kick, Head 3 points					1	1		
Kick, 4 points								
Punch, 1 point								

Contest Progress

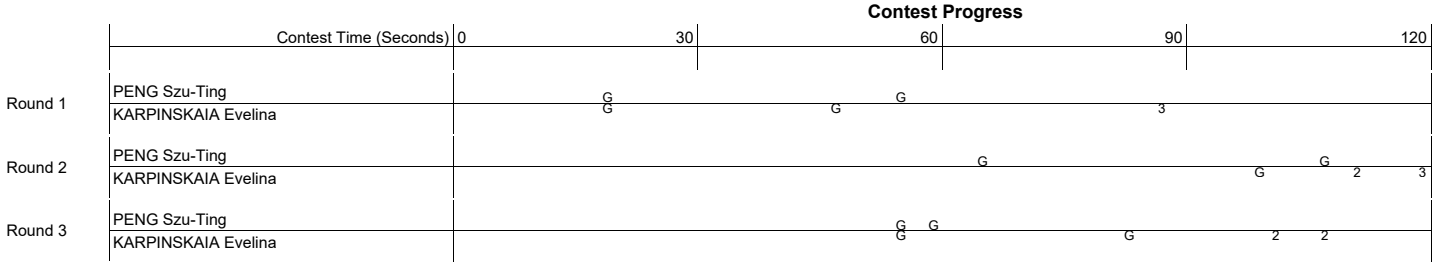

Result of Instant Video Replay Review:

Request by Coaches	PENG Szu-Ting								KARPINSKAIA Evelina							
	Round 1		Round 2		Round 3		Round 4		Round 1		Round 2		Round 3		Round 4	
	Own	Opp.	Own	Opp.	Own	Opp.	Own	Opp.	Own	Opp.	Own	Opp.	Own	Opp.	Own	Opp.
Gam-jeom (deduction penalty)																
Kick, 2 point																
Turn kick, 3 point																
Head kick, 3 points																
Head kick, 4 points																
Punch, 1 point																
Appeal rejected by Referee																
	Before Contest				**After Contest**				**Before Contest**				**After Contest**			
Remaining Quota of Appeals	1				1				1				1			

Request by Referee / Judges	PENG Szu-Ting				KARPINSKAIA Evelina			
	Round 1	Round 2	Round 3	Round 4	Round 1	Round 2	Round 3	Round 4
Gam-jeom (deduction penalty)								
Kick, 2 point								
Turn kick, 3 point								
Head kick, 3 points								
Head kick, 4 points								
Punch, 1 point								

LEGEND
PTF **Win by Final Score** **G** **GamJeom**

SUN 30 JUL 2017
Start time 12:15

Contest Results

As of SUN 30 JUL 2017 at 12:29

Contest No. 210 Court 2

KARPINSKAIA Evelina (RUS) defeated DADAJONOVA Gulmira (UZB) **PTF 20 : 4**

Colour	Name	NOC Code	Bib Number	Total Points	Rounds 1	2	3	4	Points Earned by Attack	Points Earned by Penalty
Chung (Blue)	KARPINSKAIA Evelina	RUS	503	20	8	6	6		18	2
Hong (Red)	DADAJONOVA Gulmira	UZB	502	4	2	2	0		0	4

Description	KARPINSKAIA Evelina				DADAJONOVA Gulmira			
	Round 1	Round 2	Round 3	Round 4	Round 1	Round 2	Round 3	Round 4
Gam-jeom (deduction penalty)	2	2					2	
Kick, 2 point	1		2					
Kick, Body 3 points								
Kick, Head 3 points	2	2						
Kick, 4 points								
Punch, 1 point								

Contest Progress

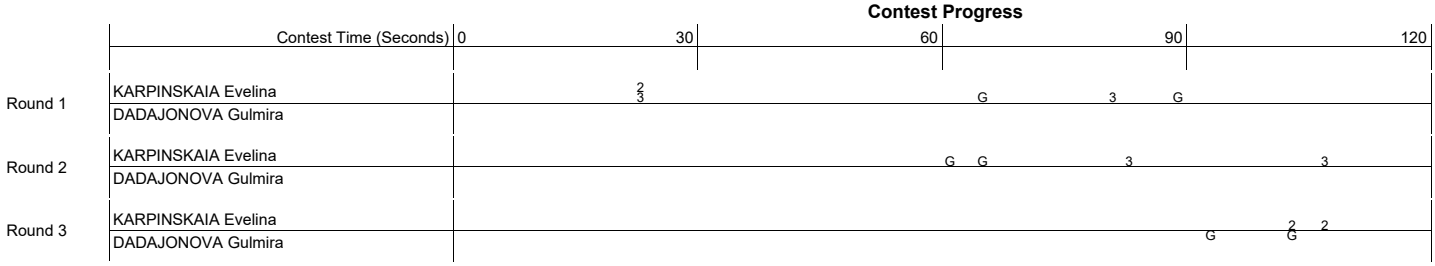

Result of Instant Video Replay Review:

Request by Coaches	KARPINSKAIA Evelina								DADAJONOVA Gulmira							
	Round 1		Round 2		Round 3		Round 4		Round 1		Round 2		Round 3		Round 4	
	Own	Opp.	Own	Opp.	Own	Opp.	Own	Opp.	Own	Opp.	Own	Opp.	Own	Opp.	Own	Opp.
Gam-jeom (deduction penalty)																
Kick, 2 point																
Turn kick, 3 point																
Head kick, 3 points																
Head kick, 4 points																
Punch, 1 point																
Appeal rejected by Referee																
	Before Contest				**After Contest**				**Before Contest**				**After Contest**			
Remaining Quota of Appeals	1				1				1				1			

Request by Referee / Judges	KARPINSKAIA Evelina				DADAJONOVA Gulmira			
	Round 1	Round 2	Round 3	Round 4	Round 1	Round 2	Round 3	Round 4
Gam-jeom (deduction penalty)								
Kick, 2 point								
Turn kick, 3 point								
Head kick, 3 points								
Head kick, 4 points								
Punch, 1 point								

LEGEND
PTF **Win by Final Score** **G** **GamJeom**

SUN 30 JUL 2017
Start time 10:15

Contest Results

As of SUN 30 JUL 2017 at 10:47

Contest No. 202 Court 2

KARPINSKAIA Evelina (RUS) defeated PAVLENKO Yuliia (UKR)

RSC 17 : 2 (2 1:49)

Colour	Name	NOC Code	Bib Number	Total Points	Rounds 1	2	3	4	Points Earned by Attack	Points Earned by Penalty
Chung (Blue)	KARPINSKAIA Evelina	RUS	503	17	10	7			10	7
Hong (Red)	PAVLENKO Yuliia	UKR	507	2	1	1			0	2

Description	KARPINSKAIA Evelina				PAVLENKO Yuliia			
	Round 1	Round 2	Round 3	Round 4	Round 1	Round 2	Round 3	Round 4
Gam-jeom (deduction penalty)	1	1			5	2		
Kick, 2 point	1	1						
Kick, Body 3 points								
Kick, Head 3 points	1	1						
Kick, 4 points								
Punch, 1 point								

Contest Progress

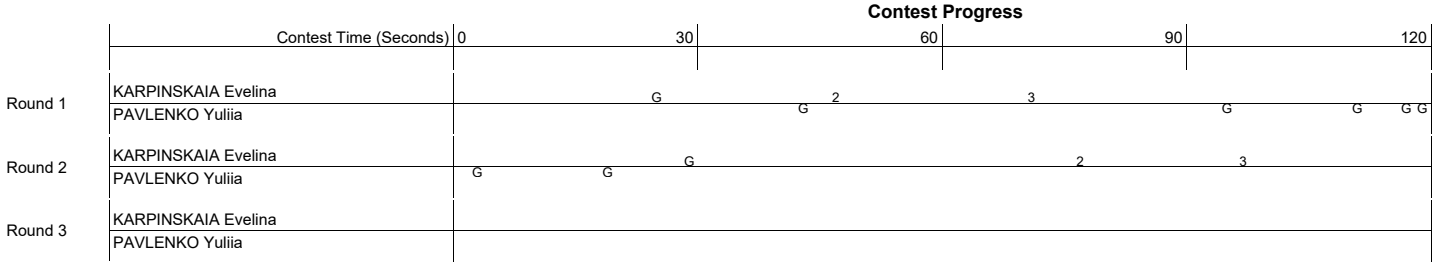

Result of Instant Video Replay Review:

Request by Coaches	KARPINSKAIA Evelina								PAVLENKO Yuliia							
	Round 1		Round 2		Round 3		Round 4		Round 1		Round 2		Round 3		Round 4	
	Own	Opp.	Own	Opp.	Own	Opp.	Own	Opp.	Own	Opp.	Own	Opp.	Own	Opp.	Own	Opp.
Gam-jeom (deduction penalty)																
Kick, 2 point																
Turn kick, 3 point																
Head kick, 3 points																
Head kick, 4 points																
Punch, 1 point																
Appeal rejected by Referee																
	Before Contest				**After Contest**				**Before Contest**				**After Contest**			
Remaining Quota of Appeals	1				1				1				1			

Request by Referee / Judges	KARPINSKAIA Evelina				PAVLENKO Yuliia			
	Round 1	Round 2	Round 3	Round 4	Round 1	Round 2	Round 3	Round 4
Gam-jeom (deduction penalty)								
Kick, 2 point								
Turn kick, 3 point								
Head kick, 3 points								
Head kick, 4 points								
Punch, 1 point								

LEGEND

RSC Win by Referee Stop Contest **G** GamJeom

SUN 30 JUL 2017

Medalists

As of SUN 30 JUL 2017 at 16:37

Medal	Name	NOC
Gold	DROZDOVA Marina Igorevna	RUS - Russian Federation
Silver	KOLOVRAT Matea	CRO - Croatia
Bronze	LEE Jin Young	KOR - Republic of Korea
Bronze	ORTEGA SALCEDO Stefani Maria	VEN - Venezuela

Draw Sheet

As of SUN 30 JUL 2017 at 16:37

Bib No.	Name	NOC Code	Semi-finals	Final	Gold Medalist
605	LEE Jin Young	KOR			
			J.Y. LEE PTF 27 : 14		
601	CANLI Selma	TUR			
				M.I. DROZDOVA PTF 12 : 2	
603	KHOSHAHVAL Marziyeh	IRI			
			M.I. DROZDOVA PTG 21 : 0 (3 0:51)		
602	DROZDOVA Marina Igorevna	RUS			
					M.I. DROZDOVA PTF 5 : 2
606	ORTEGA SALCEDO Stefani Maria	VEN			
			S. ORTEGA SALCEDO PTF 17 : 5		
608	YU Tiantian	CHN			
				M. KOLOVRAT PTF 22 : 7	
607	TOJIBOEVA Dilbar	UZB			
			M. KOLOVRAT PTF 24 : 6		
604	KOLOVRAT Matea	CRO			

Repechages

			Bronze Medalists
603	KHOSHAHVAL Marziyeh	IRI	
			S. ORTEGA SALCEDO PTF 16 : 6
606	ORTEGA SALCEDO Stefani Maria	VEN	
607	TOJIBOEVA Dilbar	UZB	
			J.Y. LEE PTF 6 : 3
605	LEE Jin Young	KOR	

Classification		
1	DROZDOVA Marina Igorevna	RUS
2	KOLOVRAT Matea	CRO
3	LEE Jin Young	KOR
3	ORTEGA SALCEDO Stefani Maria	VEN

LEGEND
PTF **Win by Final Score** **PTG** **Win by Point Gap**

SUN 30 JUL 2017
Start time 16:15

Contest Results

As of SUN 30 JUL 2017 at 16:36

Contest No. 122 Court 1

DROZDOVA Marina Igorevna (RUS) defeated KOLOVRAT Matea (CRO) **PTF 5 : 2**

Colour	Name	NOC Code	Bib Number	Total Points	Rounds 1	2	3	4	Points Earned by Attack	Points Earned by Penalty
Chung (Blue)	DROZDOVA Marina Igorevna	RUS	602	5	1	2	2		4	1
Hong (Red)	KOLOVRAT Matea	CRO	604	2	0	0	2		2	0

Description	DROZDOVA Marina Igorevna				KOLOVRAT Matea			
	Round 1	Round 2	Round 3	Round 4	Round 1	Round 2	Round 3	Round 4
Gam-jeom (deduction penalty)					1			
Kick, 2 point			1				1	
Kick, Body 3 points								
Kick, Head 3 points								
Kick, 4 points								
Punch, 1 point		2						

Contest Progress

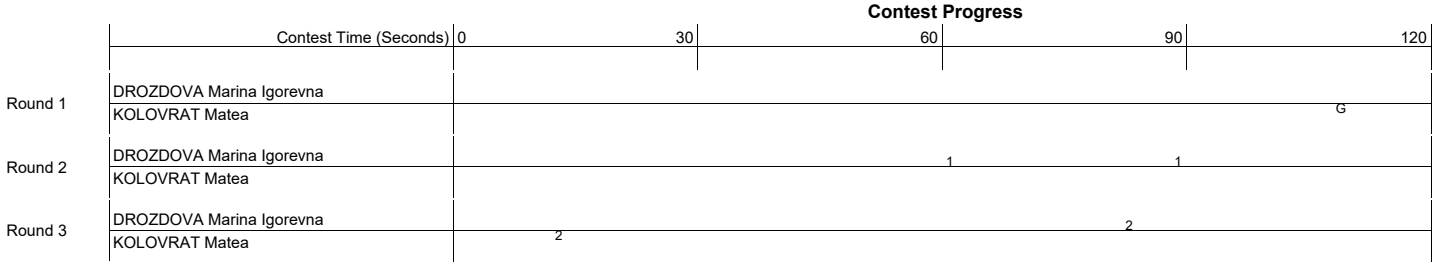

Result of Instant Video Replay Review:

Request by Coaches	DROZDOVA Marina Igorevna								KOLOVRAT Matea							
	Round 1		Round 2		Round 3		Round 4		Round 1		Round 2		Round 3		Round 4	
	Own	Opp.	Own	Opp.	Own	Opp.	Own	Opp.	Own	Opp.	Own	Opp.	Own	Opp.	Own	Opp.
Gam-jeom (deduction penalty)																
Kick, 2 point																
Turn kick, 3 point																
Head kick, 3 points																
Head kick, 4 points																
Punch, 1 point																
Appeal rejected by Referee																
	Before Contest				**After Contest**				**Before Contest**				**After Contest**			
Remaining Quota of Appeals	1				1				1				1			

Request by Referee / Judges	DROZDOVA Marina Igorevna				KOLOVRAT Matea			
	Round 1	Round 2	Round 3	Round 4	Round 1	Round 2	Round 3	Round 4
Gam-jeom (deduction penalty)								
Kick, 2 point								
Turn kick, 3 point								
Head kick, 3 points								
Head kick, 4 points								
Punch, 1 point								

LEGEND
PTF **Win by Final Score** **G** **GamJeom**

SUN 30 JUL 2017
Start time 15:15

Contest Results

As of SUN 30 JUL 2017 at 15:31

Contest No. 118 Court 1

ORTEGA SALCEDO Stefani Maria (VEN) defeated KHOSHAHVAL Marziyeh (IRI) **PTF 16 : 6**

Colour	Name	NOC Code	Bib Number	Total Points	Rounds 1	2	3	4	Points Earned by Attack	Points Earned by Penalty
Chung (Blue)	KHOSHAHVAL Marziyeh	IRI	603	6	3	0	3		5	1
Hong (Red)	ORTEGA SALCEDO Stefani Maria	VEN	606	16	6	6	4		14	2

Description	KHOSHAHVAL Marziyeh				ORTEGA SALCEDO Stefani Maria			
	Round 1	Round 2	Round 3	Round 4	Round 1	Round 2	Round 3	Round 4
Gam-jeom (deduction penalty)	2						1	
Kick, 2 point			1		2	3	2	
Kick, Body 3 points								
Kick, Head 3 points	1							
Kick, 4 points								
Punch, 1 point								

Contest Progress

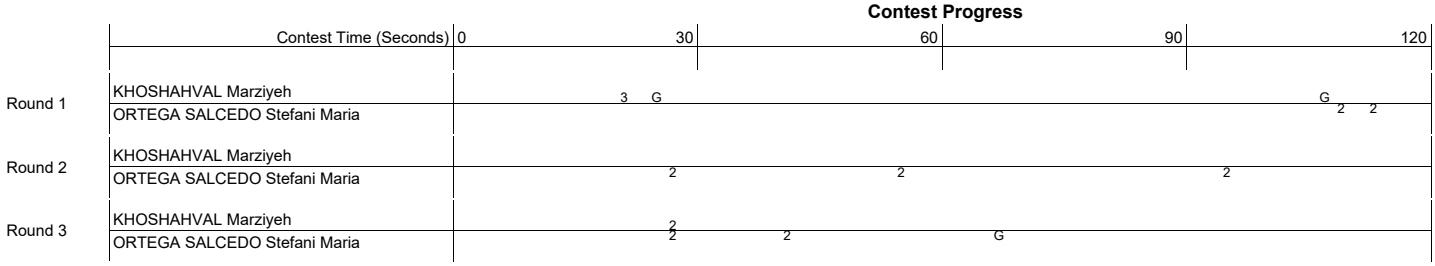

Result of Instant Video Replay Review:

Request by Coaches	KHOSHAHVAL Marziyeh								ORTEGA SALCEDO Stefani Maria							
	Round 1		Round 2		Round 3		Round 4		Round 1		Round 2		Round 3		Round 4	
	Own	Opp.	Own	Opp.	Own	Opp.	Own	Opp.	Own	Opp.	Own	Opp.	Own	Opp.	Own	Opp.
Gam-jeom (deduction penalty)																
Kick, 2 point																
Turn kick, 3 point																
Head kick, 3 points																
Head kick, 4 points																
Punch, 1 point																
Appeal rejected by Referee																
	Before Contest				**After Contest**				**Before Contest**				**After Contest**			
Remaining Quota of Appeals	1				1				1				1			

Request by Referee / Judges	KHOSHAHVAL Marziyeh				ORTEGA SALCEDO Stefani Maria			
	Round 1	Round 2	Round 3	Round 4	Round 1	Round 2	Round 3	Round 4
Gam-jeom (deduction penalty)								
Kick, 2 point								
Turn kick, 3 point								
Head kick, 3 points								
Head kick, 4 points								
Punch, 1 point								

LEGEND
PTF **Win by Final Score** **G** **GamJeom**

SUN 30 JUL 2017
Start time 15:15

Contest Results

As of SUN 30 JUL 2017 at 15:31

Contest No. 218 Court 2

LEE Jin Young (KOR) defeated TOJIBOEVA Dilbar (UZB) **PTF 6 : 3**

Colour	Name	NOC Code	Bib Number	Total Points	Rounds 1	2	3	4	Points Earned by Attack	Points Earned by Penalty
Chung (Blue)	TOJIBOEVA Dilbar	UZB	607	3	0	2	1		2	1
Hong (Red)	LEE Jin Young	KOR	605	6	5	0	1		5	1

Description	TOJIBOEVA Dilbar				LEE Jin Young			
	Round 1	Round 2	Round 3	Round 4	Round 1	Round 2	Round 3	Round 4
Gam-jeom (deduction penalty)			1				1	
Kick, 2 point		1			1			
Kick, Body 3 points								
Kick, Head 3 points					1			
Kick, 4 points								
Punch, 1 point								

Contest Progress

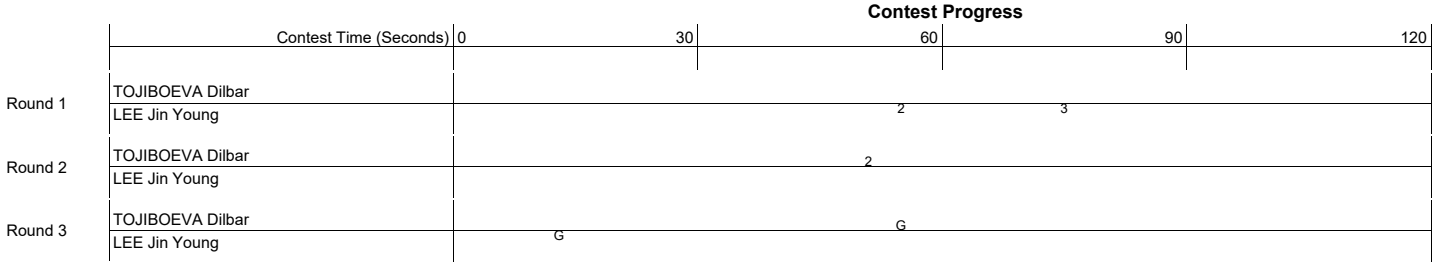

Result of Instant Video Replay Review:

Request by Coaches	TOJIBOEVA Dilbar								LEE Jin Young							
	Round 1		Round 2		Round 3		Round 4		Round 1		Round 2		Round 3		Round 4	
	Own	Opp.	Own	Opp.	Own	Opp.	Own	Opp.	Own	Opp.	Own	Opp.	Own	Opp.	Own	Opp.
Gam-jeom (deduction penalty)					R											
Kick, 2 point																
Turn kick, 3 point																
Head kick, 3 points																
Head kick, 4 points																
Punch, 1 point																
Appeal rejected by Referee																
	Before Contest				**After Contest**				**Before Contest**				**After Contest**			
Remaining Quota of Appeals	1				0				1				1			

Request by Referee / Judges	TOJIBOEVA Dilbar				LEE Jin Young			
	Round 1	Round 2	Round 3	Round 4	Round 1	Round 2	Round 3	Round 4
Gam-jeom (deduction penalty)								
Kick, 2 point								
Turn kick, 3 point								
Head kick, 3 points								
Head kick, 4 points								
Punch, 1 point								

LEGEND

PTF Win by Final Score **G** GamJeom **R** Rejected

SUN 30 JUL 2017
Start time 14:00

Contest Results

As of SUN 30 JUL 2017 at 14:13

Contest No. 213 Court 2

DROZDOVA Marina Igorevna (RUS) defeated LEE Jin Young (KOR) **PTF 12 : 2**

Colour	Name	NOC Code	Bib Number	Total Points	Rounds 1	2	3	4	Points Earned by Attack	Points Earned by Penalty
Chung (Blue)	LEE Jin Young	KOR	605	2	0	0	2		2	0
Hong (Red)	DROZDOVA Marina Igorevna	RUS	602	12	2	6	4		12	0

Description	LEE Jin Young				DROZDOVA Marina Igorevna			
	Round 1	Round 2	Round 3	Round 4	Round 1	Round 2	Round 3	Round 4
Gam-jeom (deduction penalty)								
Kick, 2 point			1		1	3	2	
Kick, Body 3 points								
Kick, Head 3 points								
Kick, 4 points								
Punch, 1 point								

Contest Progress

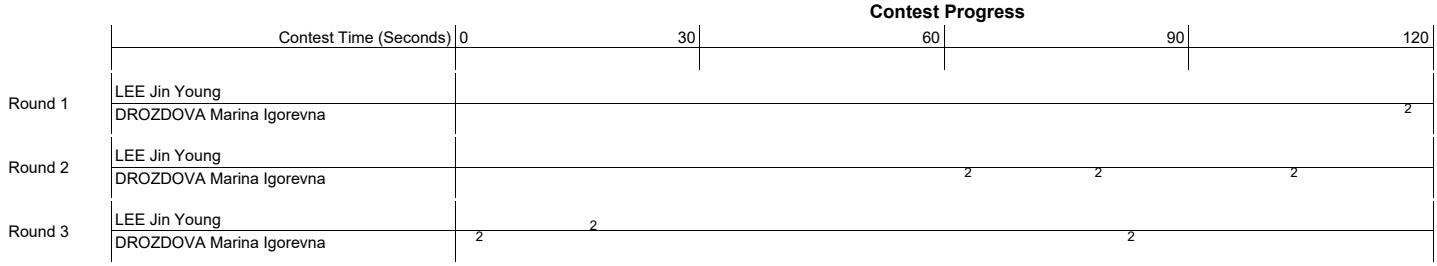

Result of Instant Video Replay Review:

Request by Coaches	LEE Jin Young								DROZDOVA Marina Igorevna							
	Round 1		Round 2		Round 3		Round 4		Round 1		Round 2		Round 3		Round 4	
	Own	Opp.	Own	Opp.	Own	Opp.	Own	Opp.	Own	Opp.	Own	Opp.	Own	Opp.	Own	Opp.
Gam-jeom (deduction penalty)																
Kick, 2 point																
Turn kick, 3 point																
Head kick, 3 points																
Head kick, 4 points																
Punch, 1 point																
Appeal rejected by Referee																
	Before Contest				**After Contest**				**Before Contest**				**After Contest**			
Remaining Quota of Appeals	1				1				1				1			

Request by Referee / Judges	LEE Jin Young				DROZDOVA Marina Igorevna			
	Round 1	Round 2	Round 3	Round 4	Round 1	Round 2	Round 3	Round 4
Gam-jeom (deduction penalty)								
Kick, 2 point								
Turn kick, 3 point								
Head kick, 3 points								
Head kick, 4 points								
Punch, 1 point								

LEGEND
PTF **Win by Final Score**

SUN 30 JUL 2017
Start time 10:45

Contest Results

As of SUN 30 JUL 2017 at 11:05

Contest No. 204 Court 2

DROZDOVA Marina Igorevna (RUS) defeated KHOSHAHVAL Marziyeh (IRI) **PTG 21 : 0 (3 0:51)**

Colour	Name	NOC Code	Bib Number	Total Points	Rounds 1	2	3	4	Points Earned by Attack	Points Earned by Penalty
Chung (Blue)	KHOSHAHVAL Marziyeh	IRI	603	0	0	0	0		0	0
Hong (Red)	DROZDOVA Marina Igorevna	RUS	602	21	10	9	2		18	3

Description	KHOSHAHVAL Marziyeh				DROZDOVA Marina Igorevna			
	Round 1	Round 2	Round 3	Round 4	Round 1	Round 2	Round 3	Round 4
Gam-jeom (deduction penalty)	3							
Kick, 2 point					2		1	
Kick, Body 3 points								
Kick, Head 3 points					1	3		
Kick, 4 points								
Punch, 1 point								

Contest Progress

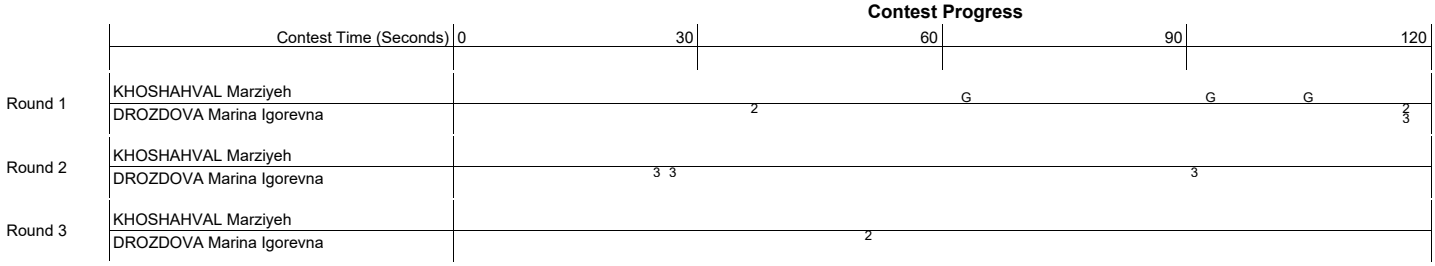

Result of Instant Video Replay Review:

Request by Coaches	KHOSHAHVAL Marziyeh								DROZDOVA Marina Igorevna							
	Round 1		Round 2		Round 3		Round 4		Round 1		Round 2		Round 3		Round 4	
	Own	Opp.	Own	Opp.	Own	Opp.	Own	Opp.	Own	Opp.	Own	Opp.	Own	Opp.	Own	Opp.
Gam-jeom (deduction penalty)																
Kick, 2 point																
Turn kick, 3 point																
Head kick, 3 points																
Head kick, 4 points																
Punch, 1 point																
Appeal rejected by Referee																
	Before Contest				**After Contest**				**Before Contest**				**After Contest**			
Remaining Quota of Appeals	1				1				1				1			

Request by Referee / Judges	KHOSHAHVAL Marziyeh				DROZDOVA Marina Igorevna			
	Round 1	Round 2	Round 3	Round 4	Round 1	Round 2	Round 3	Round 4
Gam-jeom (deduction penalty)								
Kick, 2 point								
Turn kick, 3 point								
Head kick, 3 points								
Head kick, 4 points								
Punch, 1 point								

LEGEND
PTG **Win by Point Gap** **G** **GamJeom**

SAT 29 JUL 2017

Medalists

As of SAT 29 JUL 2017 at 19:27

Medal	Name	NOC
Gold	SHAHBAZI Noseybeh	IRI - Islamic Republic of Iran
Silver	RAJCEVIC Sara	CRO - Croatia
Bronze	FOULEDAKI Maria	GRE - Greece
Bronze	POLUKHINA Ekaterina	RUS - Russian Federation

Draw Sheet

As of SAT 29 JUL 2017 at 19:26

Bib No.	Name	NOC Code
701	ABDURAKHIMOVA Dilorom	UZB
706	POLUKHINA Ekaterina	RUS
707	RAJCEVIC Sara	CRO
703	FOULEDAKI Maria	GRE
708	SHAHBAZI Noseybeh	IRI
704	LAN Lan	CHN
702	BEKIL Yildiz	TUR
705	NKRUMAH Abigail	GHA

Semi-finals

- E. POLUKHINA — PTF 25 : 8
- S. RAJCEVIC — PTG 27 : 4 (2 2:00)
- N. SHAHBAZI — PTF 16 : 11
- Y. BEKIL — DSQ

Final

- S. RAJCEVIC — PTG 22 : 1 (3 0:45)
- N. SHAHBAZI — PUN 24 : 11 (3 1:31)

Gold Medalist

- N. SHAHBAZI — PTF 10 : 6

Repechages

- 703 FOULEDAKI Maria GRE
- 702 BEKIL Yildiz TUR
- M. FOULEDAKI — PTF 21 : 14
- 704 LAN Lan CHN
- 706 POLUKHINA Ekaterina RUS
- E. POLUKHINA — PTF 15 : 3

Bronze Medalists

Classification		
1	SHAHBAZI Noseybeh	IRI
2	RAJCEVIC Sara	CRO
3	FOULEDAKI Maria	GRE
3	POLUKHINA Ekaterina	RUS

LEGEND

PTF	Win by Final Score	PTG	Win by Point Gap	DSQ	Win by Disqualification	PUN	Win by Punitive Declaration

SAT 29 JUL 2017
Start time 18:45

Contest Results

As of SAT 29 JUL 2017 at 19:25

Contest No. 126 Court 1

SHAHBAZI Noseybeh (IRI) defeated RAJCEVIC Sara (CRO) **PTF 10 : 6**

Colour	Name	NOC Code	Bib Number	Total Points	Rounds 1	2	3	4	Points Earned by Attack	Points Earned by Penalty
Chung (Blue)	RAJCEVIC Sara	CRO	707	6	2	2	2		4	2
Hong (Red)	SHAHBAZI Noseybeh	IRI	708	10	2	6	2		8	2

Description	RAJCEVIC Sara				SHAHBAZI Noseybeh			
	Round 1	Round 2	Round 3	Round 4	Round 1	Round 2	Round 3	Round 4
Gam-jeom (deduction penalty)			2				2	
Kick, 2 point	1	1			1	3		
Kick, Body 3 points								
Kick, Head 3 points								
Kick, 4 points								
Punch, 1 point								

Contest Progress

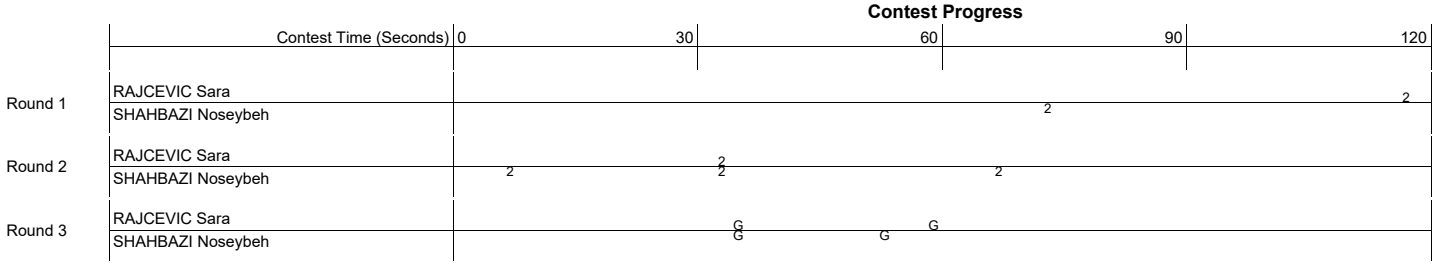

Result of Instant Video Replay Review:

Request by Coaches	RAJCEVIC Sara								SHAHBAZI Noseybeh							
	Round 1		Round 2		Round 3		Round 4		Round 1		Round 2		Round 3		Round 4	
	Own	Opp.	Own	Opp.	Own	Opp.	Own	Opp.	Own	Opp.	Own	Opp.	Own	Opp.	Own	Opp.
Gam-jeom (deduction penalty)																
Kick, 2 point																
Turn kick, 3 point																
Head kick, 3 points																
Head kick, 4 points																
Punch, 1 point																
Appeal rejected by Referee																
	Before Contest				**After Contest**				**Before Contest**				**After Contest**			
Remaining Quota of Appeals	1				1				1				1			

Request by Referee / Judges	RAJCEVIC Sara				SHAHBAZI Noseybeh			
	Round 1	Round 2	Round 3	Round 4	Round 1	Round 2	Round 3	Round 4
Gam-jeom (deduction penalty)								
Kick, 2 point								
Turn kick, 3 point								
Head kick, 3 points								
Head kick, 4 points								
Punch, 1 point								

LEGEND

PTF **Win by Final Score** **G** **GamJeom**

SAT 29 JUL 2017
Start time 17:45

Contest Results

As of SAT 29 JUL 2017 at 18:31

Contest No. 122 Court 1

FOULEDAKI Maria (GRE) defeated BEKIL Yildiz (TUR) **PTF 21 : 14**

Colour	Name	NOC Code	Bib Number	Total Points	Rounds 1	2	3	4	Points Earned by Attack	Points Earned by Penalty
Chung (Blue)	FOULEDAKI Maria	GRE	703	21	7	3	11		15	6
Hong (Red)	BEKIL Yildiz	TUR	702	14	9	3	2		7	7

Description	FOULEDAKI Maria				BEKIL Yildiz			
	Round 1	Round 2	Round 3	Round 4	Round 1	Round 2	Round 3	Round 4
Gam-jeom (deduction penalty)	4	1	2		5	1		
Kick, 2 point	1	1	4		1	1		
Kick, Body 3 points								
Kick, Head 3 points			1		1			
Kick, 4 points								
Punch, 1 point								

Contest Progress

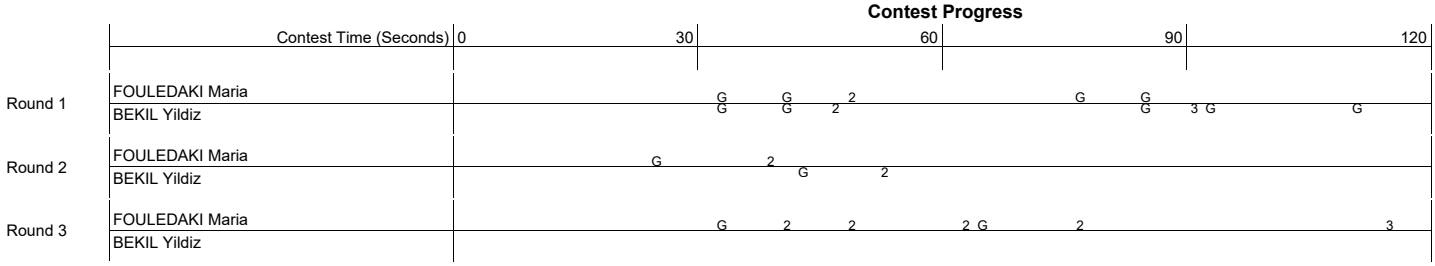

Result of Instant Video Replay Review:

Request by Coaches	FOULEDAKI Maria								BEKIL Yildiz							
	Round 1		Round 2		Round 3		Round 4		Round 1		Round 2		Round 3		Round 4	
	Own	Opp.	Own	Opp.	Own	Opp.	Own	Opp.	Own	Opp.	Own	Opp.	Own	Opp.	Own	Opp.
Gam-jeom (deduction penalty)																
Kick, 2 point																
Turn kick, 3 point																
Head kick, 3 points																
Head kick, 4 points																
Punch, 1 point																
Appeal rejected by Referee																
	Before Contest				**After Contest**				**Before Contest**				**After Contest**			
Remaining Quota of Appeals	1				1				1				1			

Request by Referee / Judges	FOULEDAKI Maria				BEKIL Yildiz			
	Round 1	Round 2	Round 3	Round 4	Round 1	Round 2	Round 3	Round 4
Gam-jeom (deduction penalty)								
Kick, 2 point								
Turn kick, 3 point								
Head kick, 3 points								
Head kick, 4 points								
Punch, 1 point								

LEGEND
PTF **Win by Final Score** **G** **GamJeom**

SAT 29 JUL 2017
Start time 17:45

Contest Results

As of SUN 30 JUL 2017 at 17:51

Contest No. 221 Court 2

POLUKHINA Ekaterina (RUS) defeated LAN Lan (CHN) **PTF 15 : 3**

Colour	Name	NOC Code	Bib Number	Total Points	Rounds 1	2	3	4	Points Earned by Attack	Points Earned by Penalty
Chung (Blue)	LAN Lan	CHN	704	3	0	2	1		0	3
Hong (Red)	POLUKHINA Ekaterina	RUS	706	15	4	5	6		14	1

Description	LAN Lan				POLUKHINA Ekaterina			
	Round 1	Round 2	Round 3	Round 4	Round 1	Round 2	Round 3	Round 4
Gam-jeom (deduction penalty)	1					2	1	
Kick, 2 point						1		
Kick, Body 3 points								
Kick, Head 3 points					1	1	2	
Kick, 4 points								
Punch, 1 point								

Contest Progress

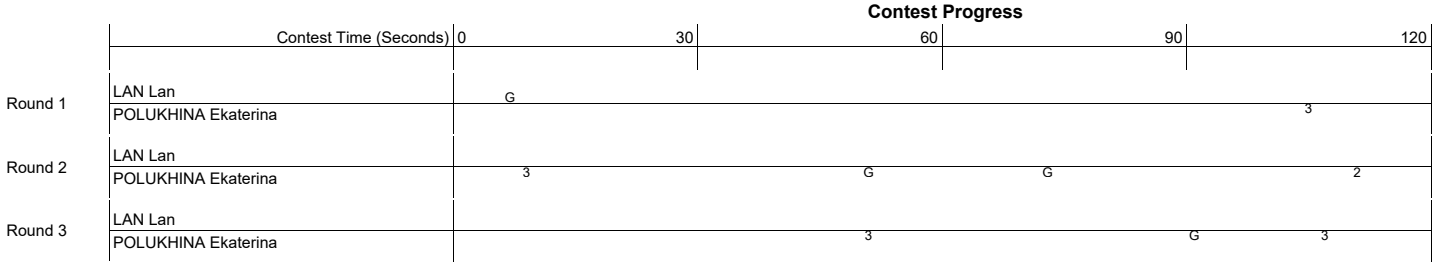

Result of Instant Video Replay Review:

Request by Coaches	LAN Lan								POLUKHINA Ekaterina							
	Round 1		Round 2		Round 3		Round 4		Round 1		Round 2		Round 3		Round 4	
	Own	Opp.	Own	Opp.	Own	Opp.	Own	Opp.	Own	Opp.	Own	Opp.	Own	Opp.	Own	Opp.
Gam-jeom (deduction penalty)																
Kick, 2 point																
Turn kick, 3 point																
Head kick, 3 points																
Head kick, 4 points																
Punch, 1 point																
Appeal rejected by Referee																
	Before Contest				**After Contest**				**Before Contest**				**After Contest**			
Remaining Quota of Appeals	1				1				1				1			

Request by Referee / Judges	LAN Lan				POLUKHINA Ekaterina			
	Round 1	Round 2	Round 3	Round 4	Round 1	Round 2	Round 3	Round 4
Gam-jeom (deduction penalty)								
Kick, 2 point								
Turn kick, 3 point								
Head kick, 3 points								
Head kick, 4 points								
Punch, 1 point								

LEGEND
PTF **Win by Final Score** **G** **GamJeom**

SAT 29 JUL 2017
Start time 15:30

Contest Results

As of SAT 29 JUL 2017 at 15:54

Contest No. 215 Court 2

RAJCEVIC Sara (CRO) defeated POLUKHINA Ekaterina (RUS) **PTG 22 : 1 (3 0:45)**

Colour	Name	NOC Code	Bib Number	Total Points	Rounds 1	2	3	4	Points Earned by Attack	Points Earned by Penalty
Chung (Blue)	POLUKHINA Ekaterina	RUS	706	1	0	1	0		0	1
Hong (Red)	RAJCEVIC Sara	CRO	707	22	0	14	8		20	2

Description	POLUKHINA Ekaterina				RAJCEVIC Sara			
	Round 1	Round 2	Round 3	Round 4	Round 1	Round 2	Round 3	Round 4
Gam-jeom (deduction penalty)		2				1		
Kick, 2 point						6	4	
Kick, Body 3 points								
Kick, Head 3 points								
Kick, 4 points								
Punch, 1 point								

Contest Progress

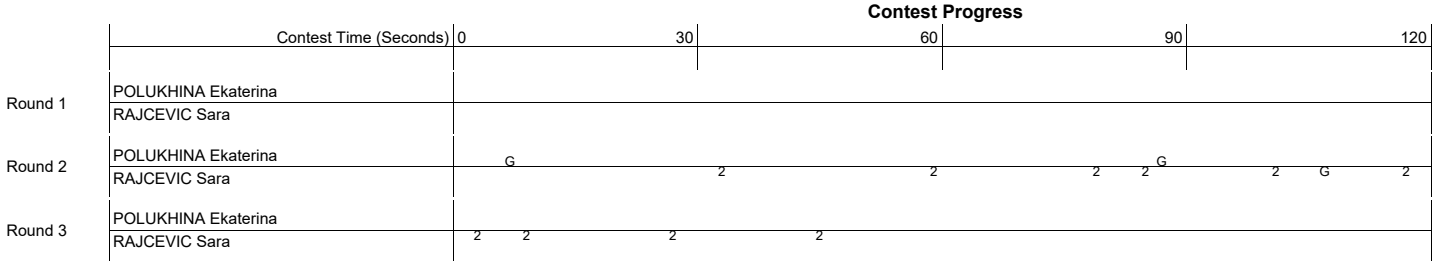

Result of Instant Video Replay Review:

Request by Coaches	POLUKHINA Ekaterina								RAJCEVIC Sara							
	Round 1		Round 2		Round 3		Round 4		Round 1		Round 2		Round 3		Round 4	
	Own	Opp.	Own	Opp.	Own	Opp.	Own	Opp.	Own	Opp.	Own	Opp.	Own	Opp.	Own	Opp.
Gam-jeom (deduction penalty)			R						A							
Kick, 2 point																
Turn kick, 3 point																
Head kick, 3 points																
Head kick, 4 points																
Punch, 1 point																
Appeal rejected by Referee																
	Before Contest				**After Contest**				**Before Contest**				**After Contest**			
Remaining Quota of Appeals	1				0				1				1			

Request by Referee / Judges	POLUKHINA Ekaterina				RAJCEVIC Sara			
	Round 1	Round 2	Round 3	Round 4	Round 1	Round 2	Round 3	Round 4
Gam-jeom (deduction penalty)								
Kick, 2 point								
Turn kick, 3 point								
Head kick, 3 points								
Head kick, 4 points								
Punch, 1 point								

LEGEND

PTG Win by Point Gap **G** GamJeom **A** Accepted
R Rejected

SAT 29 JUL 2017
Start time 13:45

Contest Results

As of SAT 29 JUL 2017 at 14:22

Contest No. 208 Court 2

POLUKHINA Ekaterina (RUS) defeated ABDURAKHIMOVA Dilorom (UZB) **PTF 25 : 8**

Colour	Name	NOC Code	Bib Number	Total Points	Rounds 1	2	3	4	Points Earned by Attack	Points Earned by Penalty
Chung (Blue)	ABDURAKHIMOVA Dilorom	UZB	701	8	4	3	1		6	2
Hong (Red)	POLUKHINA Ekaterina	RUS	706	25	7	11	7		19	6

Description	ABDURAKHIMOVA Dilorom				POLUKHINA Ekaterina			
	Round 1	Round 2	Round 3	Round 4	Round 1	Round 2	Round 3	Round 4
Gam-jeom (deduction penalty)	3	2	1		1		1	
Kick, 2 point					2	3		
Kick, Body 3 points								
Kick, Head 3 points	1	1				1	2	
Kick, 4 points								
Punch, 1 point								

Contest Progress

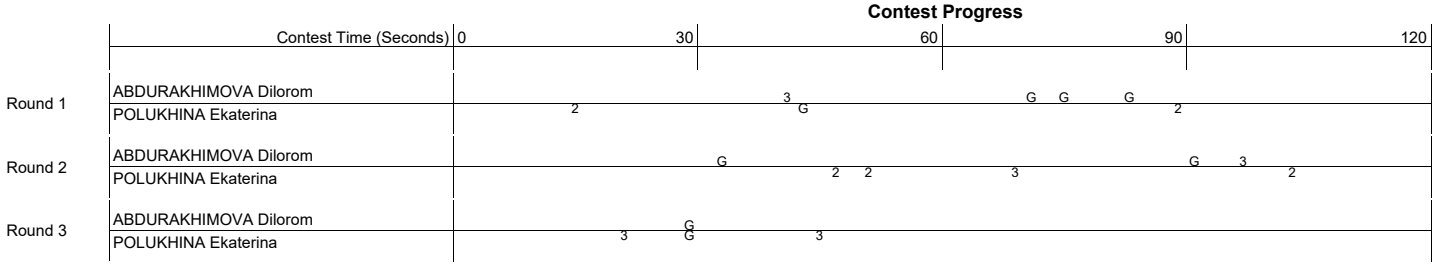

Result of Instant Video Replay Review:

Request by Coaches	ABDURAKHIMOVA Dilorom								POLUKHINA Ekaterina							
	Round 1		Round 2		Round 3		Round 4		Round 1		Round 2		Round 3		Round 4	
	Own	Opp.	Own	Opp.	Own	Opp.	Own	Opp.	Own	Opp.	Own	Opp.	Own	Opp.	Own	Opp.
Gam-jeom (deduction penalty)																
Kick, 2 point																
Turn kick, 3 point																
Head kick, 3 points																
Head kick, 4 points																
Punch, 1 point																
Appeal rejected by Referee																
	Before Contest				**After Contest**				**Before Contest**				**After Contest**			
Remaining Quota of Appeals	1				1				1				1			

Request by Referee / Judges	ABDURAKHIMOVA Dilorom				POLUKHINA Ekaterina			
	Round 1	Round 2	Round 3	Round 4	Round 1	Round 2	Round 3	Round 4
Gam-jeom (deduction penalty)								
Kick, 2 point								
Turn kick, 3 point								
Head kick, 3 points								
Head kick, 4 points								
Punch, 1 point								

LEGEND
PTF **Win by Final Score** **G** **GamJeom**

SAT 29 JUL 2017

Medalists

As of SAT 29 JUL 2017 at 19:32

Medal	Name	NOC
Gold	SEKER Selver	TUR - Turkey
Silver	SHIRITAZEHGHESHLAGH Mouna	IRI - Islamic Republic of Iran
Bronze	ANTONENKO Valentina	KAZ - Kazakhstan
Bronze	XU Xiaohong	CHN - People's Republic of China

Draw Sheet

As of SAT 29 JUL 2017 at 19:32

Bib No.	Name	NOC Code	Semi-finals	Final	Gold Medalist

804 SEKER Selver TUR

801 ABDIYUSUPOVA Maftuna UZB

T.M. ZHILOVA
PTF 3 : 1

807 ZHILOVA Tatiana Mukhamedovna RUS

S. SEKER
PTF 15 : 5

S. SEKER
PTF 15 : 9

806 XU Xiaohong CHN

SHIRITAZEHGHESHLA.
PTF 21 : 13

805 SHIRITAZEHGHESHLAGH Mouna IRI

SHIRITAZEHGHESHLA.

802 ANTONENKO Valentina KAZ

V. ANTONENKO
PTF 33 : 20

803 LEVANOVYCH Mariia UKR

Repechages

No Contestant

802 ANTONENKO Valentina KAZ

V. ANTONENKO

806 XU Xiaohong CHN

807 ZHILOVA Tatiana Mukhamedovna RUS

X. XU
PTF 5 : 3

Bronze Medalists

Classification		
1	SEKER Selver	TUR
2	SHIRITAZEHGHESHLAGH Mouna	IRI
3	ANTONENKO Valentina	KAZ
3	XU Xiaohong	CHN

LEGEND

BYE Win by Bye — **PTF** Win by Final Score — **WDR** Win by Withdraw

SAT 29 JUL 2017
Start time 19:00

Contest Results

As of SAT 29 JUL 2017 at 19:31

Contest No. 127 Court 1

SEKER Selver (TUR) defeated SHIRITAZEHGHESHLAGH Mouna (IRI) **PTF 15 : 9**

Colour	Name	NOC Code	Bib Number	Total Points	Rounds 1	2	3	4	Points Earned by Attack	Points Earned by Penalty
Chung (Blue)	SEKER Selver	TUR	804	15	1	9	5		11	4
Hong (Red)	SHIRITAZEHGHESHLAGH Mouna	IRI	805	9	2	7	0		3	6

Description	SEKER Selver				SHIRITAZEHGHESHLAGH Mouna			
	Round 1	Round 2	Round 3	Round 4	Round 1	Round 2	Round 3	Round 4
Gam-jeom (deduction penalty)	2	4			1	1	2	
Kick, 2 point		1						
Kick, Body 3 points								
Kick, Head 3 points						1		
Kick, 4 points		1						
Punch, 1 point		2	3					

Contest Progress

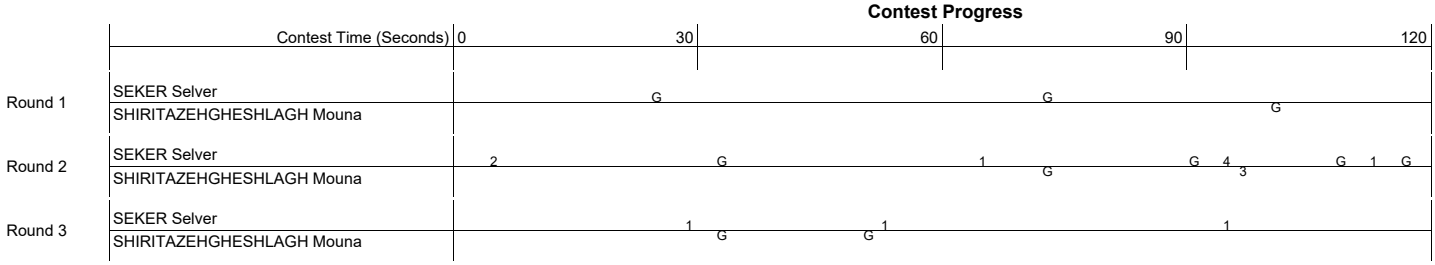

Result of Instant Video Replay Review:

Request by Coaches	SEKER Selver								SHIRITAZEHGHESHLAGH Mouna							
	Round 1		Round 2		Round 3		Round 4		Round 1		Round 2		Round 3		Round 4	
	Own	Opp.	Own	Opp.	Own	Opp.	Own	Opp.	Own	Opp.	Own	Opp.	Own	Opp.	Own	Opp.
Gam-jeom (deduction penalty)																
Kick, 2 point																
Turn kick, 3 point																
Head kick, 3 points																
Head kick, 4 points																
Punch, 1 point																
Appeal rejected by Referee																
	Before Contest				**After Contest**				**Before Contest**				**After Contest**			
Remaining Quota of Appeals	1				1				1				1			

Request by Referee / Judges	SEKER Selver				SHIRITAZEHGHESHLAGH Mouna			
	Round 1	Round 2	Round 3	Round 4	Round 1	Round 2	Round 3	Round 4
Gam-jeom (deduction penalty)								
Kick, 2 point								
Turn kick, 3 point								
Head kick, 3 points								
Head kick, 4 points								
Punch, 1 point								

LEGEND
PTF **Win by Final Score** **G** **GamJeom**

SAT 29 JUL 2017
Start time 18:00

Contest Results

As of SAT 29 JUL 2017 at 17:48

Contest No. 123 Court 1

ANTONENKO Valentina (KAZ)	**BYE**

SAT 29 JUL 2017
Start time 18:00

Contest Results

As of SAT 29 JUL 2017 at 18:31

Contest No. 222 Court 2

XU Xiaohong (CHN) defeated ZHILOVA Tatiana Mukhamedovna (RUS) **PTF 5 : 3**

Colour	Name	NOC Code	Bib Number	Total Points	Rounds 1	2	3	4	Points Earned by Attack	Points Earned by Penalty
Chung (Blue)	XU Xiaohong	CHN	806	5	1	0	4		2	3
Hong (Red)	ZHILOVA Tatiana Mukhamedovna	RUS	807	3	1	0	2		0	3

Description	XU Xiaohong				ZHILOVA Tatiana Mukhamedovna			
	Round 1	Round 2	Round 3	Round 4	Round 1	Round 2	Round 3	Round 4
Gam-jeom (deduction penalty)	1		2		1		2	
Kick, 2 point			1					
Kick, Body 3 points								
Kick, Head 3 points								
Kick, 4 points								
Punch, 1 point								

Contest Progress

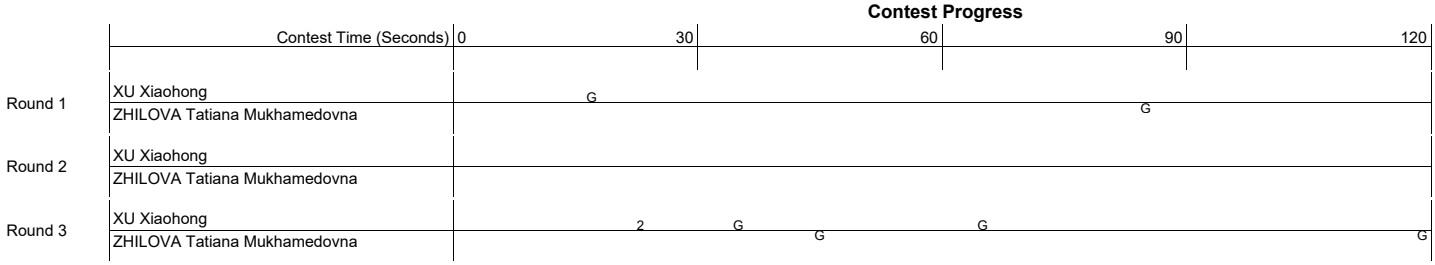

Result of Instant Video Replay Review:

Request by Coaches	XU Xiaohong								ZHILOVA Tatiana Mukhamedovna							
	Round 1		Round 2		Round 3		Round 4		Round 1		Round 2		Round 3		Round 4	
	Own	Opp.	Own	Opp.	Own	Opp.	Own	Opp.	Own	Opp.	Own	Opp.	Own	Opp.	Own	Opp.
Gam-jeom (deduction penalty)													R			
Kick, 2 point																
Turn kick, 3 point																
Head kick, 3 points																
Head kick, 4 points																
Punch, 1 point																
Appeal rejected by Referee																
	Before Contest				**After Contest**				**Before Contest**				**After Contest**			
Remaining Quota of Appeals	1				1				1				0			

Request by Referee / Judges	XU Xiaohong				ZHILOVA Tatiana Mukhamedovna			
	Round 1	Round 2	Round 3	Round 4	Round 1	Round 2	Round 3	Round 4
Gam-jeom (deduction penalty)								
Kick, 2 point								
Turn kick, 3 point								
Head kick, 3 points								
Head kick, 4 points								
Punch, 1 point								

LEGEND

PTF **Win by Final Score** **G** **GamJeom** **R** **Rejected**

SAT 29 JUL 2017
Start time 14:45

Contest Results

As of SAT 29 JUL 2017 at 14:57

Contest No. 212 Court 2

ZHILOVA Tatiana Mukhamedovna (RUS) defeated ABDIYUSUPOVA Maftuna (UZB) **PTF 3 : 1**

Colour	Name	NOC Code	Bib Number	Total Points	Rounds 1	2	3	4	Points Earned by Attack	Points Earned by Penalty
Chung (Blue)	ABDIYUSUPOVA Maftuna	UZB	801	1	1	0	0		0	1
Hong (Red)	ZHILOVA Tatiana Mukhamedovna	RUS	807	3	0	1	2		0	3

Description	ABDIYUSUPOVA Maftuna				ZHILOVA Tatiana Mukhamedovna			
	Round 1	Round 2	Round 3	Round 4	Round 1	Round 2	Round 3	Round 4
Gam-jeom (deduction penalty)		1	2		1			
Kick, 2 point								
Kick, Body 3 points								
Kick, Head 3 points								
Kick, 4 points								
Punch, 1 point								

Contest Progress

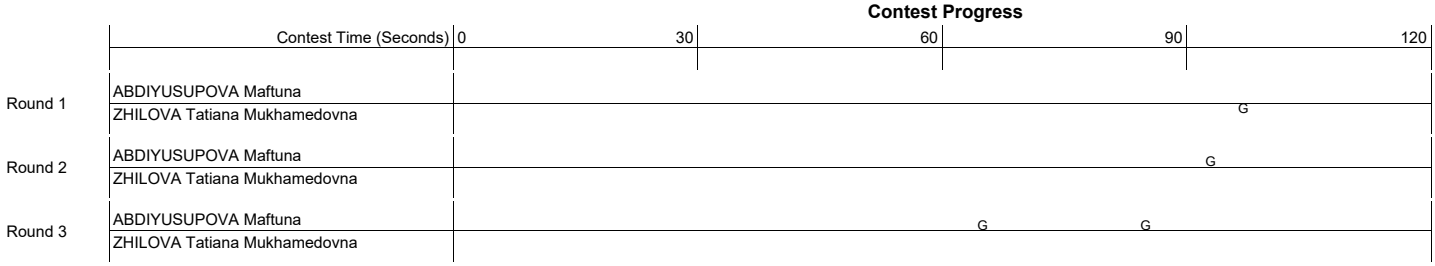

Result of Instant Video Replay Review:

Request by Coaches	ABDIYUSUPOVA Maftuna								ZHILOVA Tatiana Mukhamedovna							
	Round 1		Round 2		Round 3		Round 4		Round 1		Round 2		Round 3		Round 4	
	Own	Opp.	Own	Opp.	Own	Opp.	Own	Opp.	Own	Opp.	Own	Opp.	Own	Opp.	Own	Opp.
Gam-jeom (deduction penalty)					R											
Kick, 2 point																
Turn kick, 3 point																
Head kick, 3 points																
Head kick, 4 points																
Punch, 1 point																
Appeal rejected by Referee																

	Before Contest	After Contest	Before Contest	After Contest
Remaining Quota of Appeals	1	0	1	1

Request by Referee / Judges	ABDIYUSUPOVA Maftuna				ZHILOVA Tatiana Mukhamedovna			
	Round 1	Round 2	Round 3	Round 4	Round 1	Round 2	Round 3	Round 4
Gam-jeom (deduction penalty)								
Kick, 2 point								
Turn kick, 3 point								
Head kick, 3 points								
Head kick, 4 points								
Punch, 1 point								

LEGEND

PTF Win by Final Score **G** GamJeom **R** Rejected

SAT 29 JUL 2017

Medalists

As of SAT 29 JUL 2017 at 19:45

Medal	Name	NOC
Gold	ABDRASH Ayan	KAZ - Kazakhstan
Silver	BOIARYN Vadym	UKR - Ukraine
Bronze	LATIPOV Kazbek	RUS - Russian Federation
Bronze	LIOTSOS Pavlos	GRE - Greece

Draw Sheet

As of SAT 29 JUL 2017 at 19:45

Bib No.	Name	NOC Code	Quarter-finals	Semi-finals	Final	Gold Medalist
112	TAWIAH Anthony	GHA				
	BYE		DSQ			
103	BOIARYN Vadym	UKR		V. BOIARYN		
107	LIOTSOS Pavlos	GRE	V. BOIARYN PTG 25 : 4 (2 2:00)		V. BOIARYN PTF 20 : 19	
111	SANCHEZ SANCHEZ Yorlan	VEN				
113	TUNA Ahmet Hakan	TUR	A.H. TUNA PTG 21 : 1 (3 0:07)	A.H. TUNA GDP 2:0, 12:12 (4 0:27)		
108	LO Hung-Yi	TPE				
102	BIZERRA Anderson Amorim	BRA	H. LO PUN 26 : 3 (1 1:55)			A. ABDRASH PTF 18 : 4
114	VILLARREAL Luis Luis Felipe	MEX				
115	ZHAO Zhenhong	CHN	Z. ZHAO PUN 23 : 9 (2 0:16)	Z. ZHAO PUN 17 : 27 (2 1:48)		
106	LEE Hongseok	KOR				
109	MOONCHAN Kittiwut	THA	H. LEE PUN 24 : 4 (2 0:57)		A. ABDRASH PTF 25 : 15	
101	ABDRASH Ayan	KAZ				
105	LATIPOV Kazbek	RUS	A. ABDRASH PTF 22 : 17	A. ABDRASH WDR 20 : 13 (3 2:00)		
110	MOOSAVI EMAMZADEHALI Ali	IRI				
104	KHIDIROV Davron	UZB	MOOSAVI EMAMZADEH. PUN 27 : 16 (2 1:18)			

Repechages		RC1	Bronze Medalists
115	ZHAO Zhenhong	CHN	
107	LIOTSOS Pavlos	GRE	LIOTSOS Pavlos PUN 25 : 11 (3 1:47)
	No Contestant		P. LIOTSOS BYE
113	TUNA Ahmet Hakan	TUR	
105	LATIPOV Kazbek	RUS	LATIPOV Kazbek PTF 20 : 18
110	MOOSAVI EMAMZADEHALI Ali	IRI	K. LATIPOV PTF 27 : 15

Classification		
1	ABDRASH Ayan	KAZ
2	BOIARYN Vadym	UKR
3	LATIPOV Kazbek	RUS
3	LIOTSOS Pavlos	GRE

LEGEND

DSQ	Win by Disqualification	PTG	Win by Point Gap	PUN	Win by Punitive Declaration	PTF	Win by Final Score
BYE	Win by Bye	GDP	Win by Golden Point	WDR	Win by Withdraw		

SAT 29 JUL 2017
Start time 19:15

Contest Results

As of SAT 29 JUL 2017 at 19:42

Contest No. 128 Court 1

ABDRASH Ayan (KAZ) defeated BOIARYN Vadym (UKR) **PTF 18 : 4**

Colour	Name	NOC Code	Bib Number	Total Points	Rounds 1	2	3	4	Points Earned by Attack	Points Earned by Penalty
Chung (Blue)	BOIARYN Vadym	UKR	103	4	0	1	3		2	2
Hong (Red)	ABDRASH Ayan	KAZ	101	18	0	6	12		15	3

Description	BOIARYN Vadym				ABDRASH Ayan			
	Round 1	Round 2	Round 3	Round 4	Round 1	Round 2	Round 3	Round 4
Gam-jeom (deduction penalty)			3			1	1	
Kick, 2 point			1			3	3	
Kick, Body 3 points								
Kick, Head 3 points							1	
Kick, 4 points								
Punch, 1 point								

Contest Progress

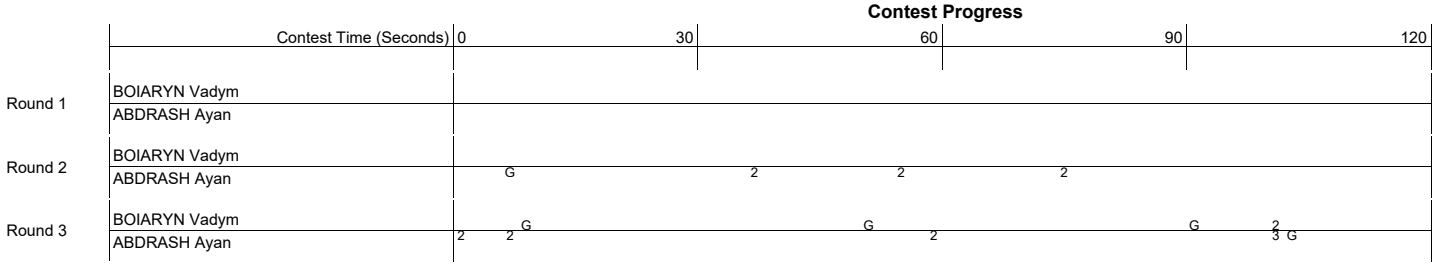

Result of Instant Video Replay Review:

Request by Coaches	BOIARYN Vadym								ABDRASH Ayan							
	Round 1		Round 2		Round 3		Round 4		Round 1		Round 2		Round 3		Round 4	
	Own	Opp.	Own	Opp.	Own	Opp.	Own	Opp.	Own	Opp.	Own	Opp.	Own	Opp.	Own	Opp.
Gam-jeom (deduction penalty)																
Kick, 2 point																
Turn kick, 3 point																
Head kick, 3 points																
Head kick, 4 points																
Punch, 1 point																
Appeal rejected by Referee																
	Before Contest				**After Contest**				**Before Contest**				**After Contest**			
Remaining Quota of Appeals	1				1				1				1			

Request by Referee / Judges	BOIARYN Vadym				ABDRASH Ayan			
	Round 1	Round 2	Round 3	Round 4	Round 1	Round 2	Round 3	Round 4
Gam-jeom (deduction penalty)								
Kick, 2 point								
Turn kick, 3 point								
Head kick, 3 points								
Head kick, 4 points								
Punch, 1 point								

LEGEND
PTF **Win by Final Score** **G** **GamJeom**

SAT 29 JUL 2017
Start time 18:15

Contest Results

As of SAT 29 JUL 2017 at 18:44

Contest No. 124 Court 1

LIOTSOS Pavlos (GRE) defeated ZHAO Zhenhong (CHN) **PUN 25 : 11 (3 1:47)**

Colour	Name	NOC Code	Bib Number	Total Points	Rounds 1	2	3	4	Points Earned by Attack	Points Earned by Penalty
Chung (Blue)	ZHAO Zhenhong	CHN	115	11	5	6	0		7	4
Hong (Red)	LIOTSOS Pavlos	GRE	107	25	11	7	7		15	10

Description	ZHAO Zhenhong				LIOTSOS Pavlos			
	Round 1	Round 2	Round 3	Round 4	Round 1	Round 2	Round 3	Round 4
Gam-jeom (deduction penalty)	5	4	1		2	2		
Kick, 2 point		2						
Kick, Body 3 points								
Kick, Head 3 points	1				2	1	2	
Kick, 4 points								
Punch, 1 point								

Contest Progress

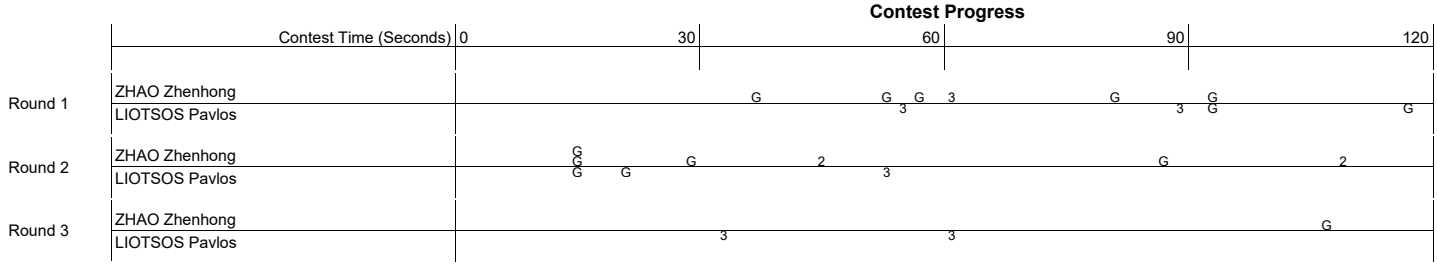

Result of Instant Video Replay Review:

Request by Coaches	ZHAO Zhenhong								LIOTSOS Pavlos							
	Round 1		Round 2		Round 3		Round 4		Round 1		Round 2		Round 3		Round 4	
	Own	Opp.	Own	Opp.	Own	Opp.	Own	Opp.	Own	Opp.	Own	Opp.	Own	Opp.	Own	Opp.
Gam-jeom (deduction penalty)												A				
Kick, 2 point																
Turn kick, 3 point																
Head kick, 3 points																
Head kick, 4 points																
Punch, 1 point																
Appeal rejected by Referee																
	Before Contest				**After Contest**				**Before Contest**				**After Contest**			
Remaining Quota of Appeals	1				1				1				1			

Request by Referee / Judges	ZHAO Zhenhong				LIOTSOS Pavlos			
	Round 1	Round 2	Round 3	Round 4	Round 1	Round 2	Round 3	Round 4
Gam-jeom (deduction penalty)								
Kick, 2 point								
Turn kick, 3 point								
Head kick, 3 points								
Head kick, 4 points								
Punch, 1 point								

LEGEND

PUN Win by Punitive Declaration **G** GamJeom **A** Accepted

SAT 29 JUL 2017
Start time 18:15

Contest Results

As of SAT 29 JUL 2017 at 18:44

Contest No. 223 Court 2

LATIPOV Kazbek (RUS) defeated TUNA Ahmet Hakan (TUR) **PTF 20 : 18**

Colour	Name	NOC Code	Bib Number	Total Points	Rounds 1	2	3	4	Points Earned by Attack	Points Earned by Penalty
Chung (Blue)	TUNA Ahmet Hakan	TUR	113	18	3	7	8		12	6
Hong (Red)	LATIPOV Kazbek	RUS	105	20	2	7	11		14	6

Description	TUNA Ahmet Hakan				LATIPOV Kazbek			
	Round 1	Round 2	Round 3	Round 4	Round 1	Round 2	Round 3	Round 4
Gam-jeom (deduction penalty)	1	2	3		1	2	3	
Kick, 2 point	1	1	1			1	4	
Kick, Body 3 points								
Kick, Head 3 points		1	1			1		
Kick, 4 points								
Punch, 1 point					1			

Contest Progress

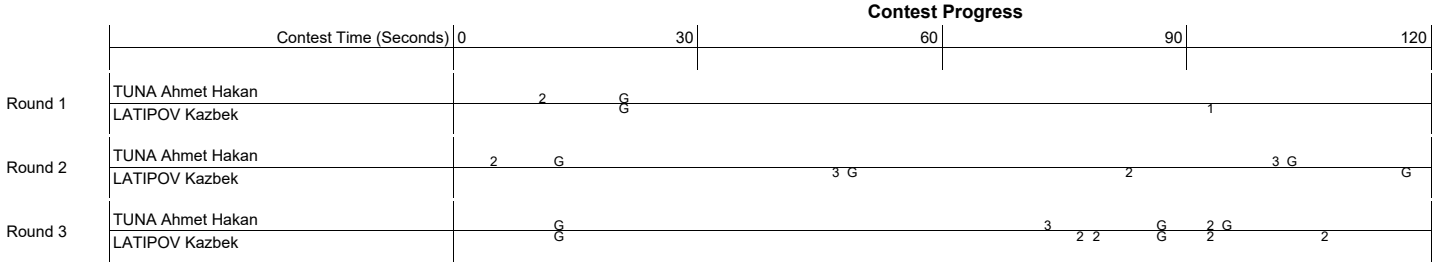

Result of Instant Video Replay Review:

Request by Coaches	TUNA Ahmet Hakan								LATIPOV Kazbek							
	Round 1		Round 2		Round 3		Round 4		Round 1		Round 2		Round 3		Round 4	
	Own	Opp.	Own	Opp.	Own	Opp.	Own	Opp.	Own	Opp.	Own	Opp.	Own	Opp.	Own	Opp.
Gam-jeom (deduction penalty)					R											
Kick, 2 point																
Turn kick, 3 point																
Head kick, 3 points																
Head kick, 4 points																
Punch, 1 point																
Appeal rejected by Referee																
	Before Contest				**After Contest**				**Before Contest**				**After Contest**			
Remaining Quota of Appeals	1				0				1				1			

Request by Referee / Judges	TUNA Ahmet Hakan				LATIPOV Kazbek			
	Round 1	Round 2	Round 3	Round 4	Round 1	Round 2	Round 3	Round 4
Gam-jeom (deduction penalty)								
Kick, 2 point								
Turn kick, 3 point								
Head kick, 3 points								
Head kick, 4 points								
Punch, 1 point								

LEGEND

PTF Win by Final Score **G** GamJeom **R** Rejected

SAT 29 JUL 2017
Start time 17:15

Contest Results

As of SAT 29 JUL 2017 at 17:48

Contest No. 219 Court 2

LATIPOV Kazbek (RUS) defeated MOOSAVI EMAMZADEHALI Ali (IRI) **PTF 27 : 15**

Colour	Name	NOC Code	Bib Number	Total Points	Rounds 1	2	3	4	Points Earned by Attack	Points Earned by Penalty
Chung (Blue)	LATIPOV Kazbek	RUS	105	27	13	4	10		25	2
Hong (Red)	MOOSAVI EMAMZADEHALI Ali	IRI	110	15	7	2	6		10	5

Description	LATIPOV Kazbek				MOOSAVI EMAMZADEHALI Ali			
	Round 1	Round 2	Round 3	Round 4	Round 1	Round 2	Round 3	Round 4
Gam-jeom (deduction penalty)	1	2	2				2	
Kick, 2 point		2	3		3		2	
Kick, Body 3 points								
Kick, Head 3 points	4							
Kick, 4 points								
Punch, 1 point	1		2					

Contest Progress

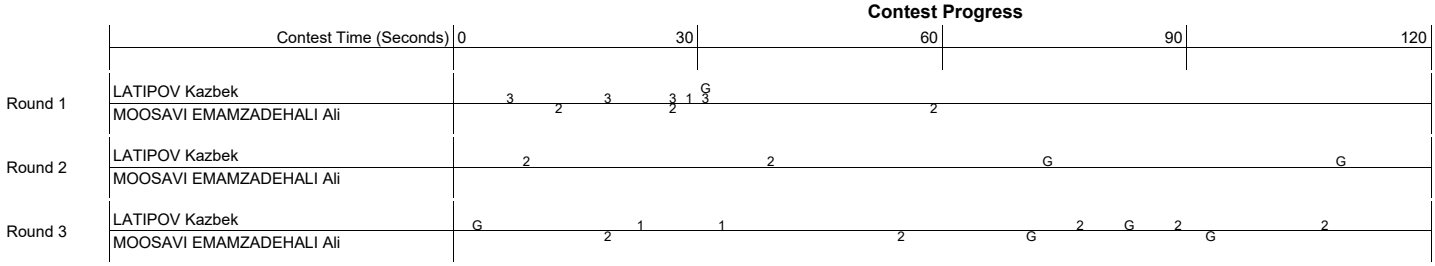

Result of Instant Video Replay Review:

Request by Coaches	LATIPOV Kazbek								MOOSAVI EMAMZADEHALI Ali							
	Round 1		Round 2		Round 3		Round 4		Round 1		Round 2		Round 3		Round 4	
	Own	Opp.	Own	Opp.	Own	Opp.	Own	Opp.	Own	Opp.	Own	Opp.	Own	Opp.	Own	Opp.
Gam-jeom (deduction penalty)																
Kick, 2 point																
Turn kick, 3 point																
Head kick, 3 points																
Head kick, 4 points																
Punch, 1 point																
Appeal rejected by Referee																
	Before Contest				**After Contest**				**Before Contest**				**After Contest**			
Remaining Quota of Appeals	1				1				1				1			

Request by Referee / Judges	LATIPOV Kazbek				MOOSAVI EMAMZADEHALI Ali			
	Round 1	Round 2	Round 3	Round 4	Round 1	Round 2	Round 3	Round 4
Gam-jeom (deduction penalty)								
Kick, 2 point								
Turn kick, 3 point								
Head kick, 3 points								
Head kick, 4 points								
Punch, 1 point								

LEGEND
PTF **Win by Final Score** **G** **GamJeom**

SAT 29 JUL 2017
Start time 11:15

Contest Results

As of SAT 29 JUL 2017 at 12:25

Contest No. 106 Court 1

ABDRASH Ayan (KAZ) defeated LATIPOV Kazbek (RUS) **PTF 22 : 17**

Colour	Name	NOC Code	Bib Number	Total Points	Rounds 1	2	3	4	Points Earned by Attack	Points Earned by Penalty
Chung (Blue)	ABDRASH Ayan	KAZ	101	22	2	11	9		22	0
Hong (Red)	LATIPOV Kazbek	RUS	105	17	4	3	10		8	9

Description	ABDRASH Ayan				LATIPOV Kazbek			
	Round 1	Round 2	Round 3	Round 4	Round 1	Round 2	Round 3	Round 4
Gam-jeom (deduction penalty)	1	1	7					
Kick, 2 point	1	4	3			1	1	
Kick, Body 3 points								
Kick, Head 3 points		1	1		1			
Kick, 4 points								
Punch, 1 point								1

Contest Progress

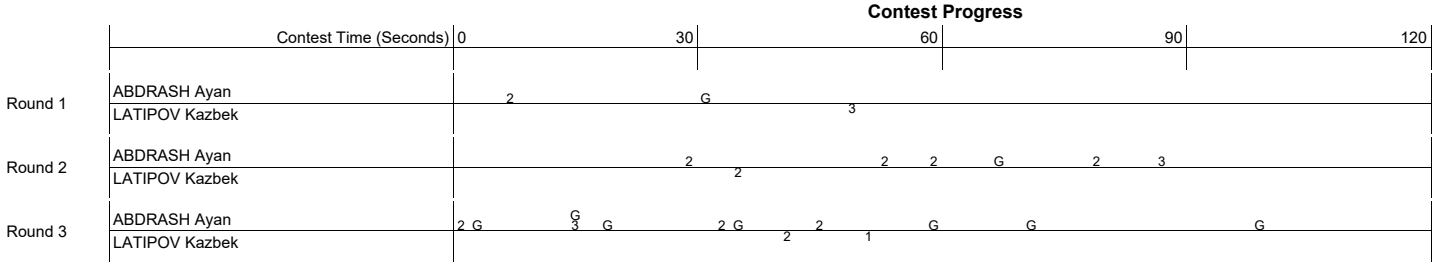

Result of Instant Video Replay Review:

Request by Coaches	ABDRASH Ayan								LATIPOV Kazbek							
	Round 1		Round 2		Round 3		Round 4		Round 1		Round 2		Round 3		Round 4	
	Own	Opp.	Own	Opp.	Own	Opp.	Own	Opp.	Own	Opp.	Own	Opp.	Own	Opp.	Own	Opp.
Gam-jeom (deduction penalty)					A											
Kick, 2 point																
Turn kick, 3 point																
Head kick, 3 points																
Head kick, 4 points																
Punch, 1 point																
Appeal rejected by Referee																
	Before Contest				**After Contest**				**Before Contest**				**After Contest**			
Remaining Quota of Appeals	1				1				1				1			

Request by Referee / Judges	ABDRASH Ayan				LATIPOV Kazbek			
	Round 1	Round 2	Round 3	Round 4	Round 1	Round 2	Round 3	Round 4
Gam-jeom (deduction penalty)								
Kick, 2 point								
Turn kick, 3 point								
Head kick, 3 points								
Head kick, 4 points								
Punch, 1 point								

LEGEND

PTF **Win by Final Score** **G** **GamJeom** **A** **Accepted**

SAT 29 JUL 2017

Medalists

As of SAT 29 JUL 2017 at 20:00

Medal	Name	NOC
Gold	ZASTROZHIN Aleksei	RUS - Russian Federation
Silver	GULER Muhammed	TUR - Turkey
Bronze	AMIRI Behzad	IRI - Islamic Republic of Iran
Bronze	MAVLONOV Azamat	KGZ - Kyrgyzstan

Draw Sheet

As of SAT 29 JUL 2017 at 20:00

Bib No.	Name	NOC Code	Quarter-finals	Semi-finals	Final	Gold Medalist
214	ZHADAN Ivan	UKR				
206	GULER Muhammed	TUR	M. GULER PTG 38 : 11 (2 2:00)	M. GULER PTG 25 : 5 (3 0:08)		
212	SUAREZ GALENO Rafael José	VEN			M. GULER PTF 9 : 6	
207	KOUTSOUVELIS Charalampos	GRE				
210	OH Wonjong	KOR	W. OH PTF 17 : 16	W. OH PTF 20 : 12		
202	CHAVEZ Danny Alexander	ECU				
215	ZHANG Mengyu	CHN	D.A. CHAVEZ PTF 21 : 14			
203	CHOW Chun Kin	HKG				A. ZASTROZHIN PTF 19 : 8
209	MAVLONOV Azamat	KGZ	A. MAVLONOV PTG 26 : 6 (3 0:34)	A. MAVLONOV PTG 27 : 7 (3 0:48)		
204	DIABO Norris	GHA			A. ZASTROZHIN PTF 20 : 10	
208	KULESSOV Timur	KAZ	T. KULESSOV DSQ			
213	ZASTROZHIN Aleksei	RUS				
211	OSMANOV Shaig	AZE	A. ZASTROZHIN PTG 23 : 3 (3 1:03)	A. ZASTROZHIN PTF 23 : 14		
205	FAIZI Faiz Ahmad	AFG				
201	AMIRI Behzad	IRI	B. AMIRI PUN 30 : 7 (2 1:25)			

Repechages

			RC1	Bronze Medalists
209	MAVLONOV Azamat	KGZ		
212	SUAREZ GALENO Rafael José	VEN	I. ZHADAN PUN 26 : 15 (3 1:26)	MAVLONOV Azamat PTF 24 : 18
214	ZHADAN Ivan	UKR		
210	OH Wonjong	KOR		
211	OSMANOV Shaig	AZE	B. AMIRI PTG 21 : 1 (3 0:03)	AMIRI Behzad PTF 22 : 12
201	AMIRI Behzad	IRI		

Classification		
1	ZASTROZHIN Aleksei	RUS
2	GULER Muhammed	TUR
3	AMIRI Behzad	IRI
3	MAVLONOV Azamat	KGZ

LEGEND

BYE	**Win by Bye**	**PTG**	**Win by Point Gap**	**PTF**	**Win by Final Score**	**DSQ**	**Win by Disqualification**
PUN	**Win by Punitive Declaration**						

SAT 29 JUL 2017
Start time 19:30

Contest Results

As of SAT 29 JUL 2017 at 20:00

Contest No. 129 Court 1

ZASTROZHIN Aleksei (RUS) defeated GULER Muhammed (TUR) **PTF 19 : 8**

Colour	Name	NOC Code	Bib Number	Total Points	Rounds 1	2	3	4	Points Earned by Attack	Points Earned by Penalty
Chung (Blue)	GULER Muhammed	TUR	206	8	4	0	4		7	1
Hong (Red)	ZASTROZHIN Aleksei	RUS	213	19	3	3	13		15	4

Description	GULER Muhammed				ZASTROZHIN Aleksei			
	Round 1	Round 2	Round 3	Round 4	Round 1	Round 2	Round 3	Round 4
Gam-jeom (deduction penalty)	1		3				1	
Kick, 2 point	2				1		2	
Kick, Body 3 points			1					
Kick, Head 3 points						1	2	
Kick, 4 points								
Punch, 1 point								

Contest Progress

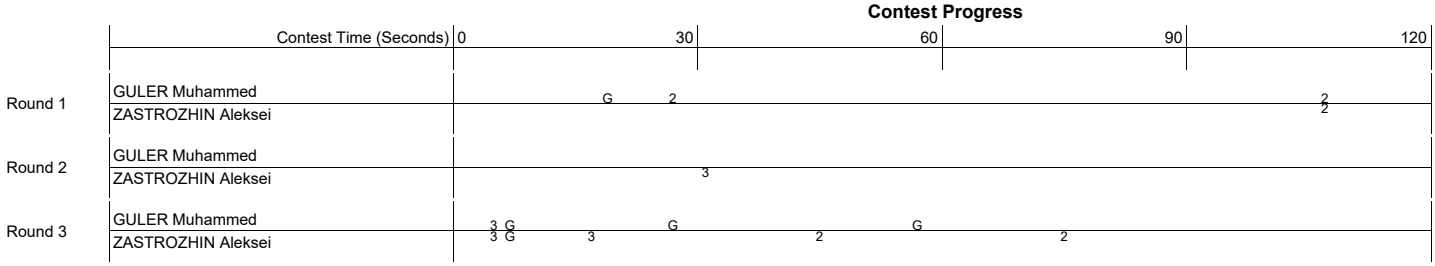

Result of Instant Video Replay Review:

Request by Coaches	GULER Muhammed								ZASTROZHIN Aleksei							
	Round 1		Round 2		Round 3		Round 4		Round 1		Round 2		Round 3		Round 4	
	Own	Opp.	Own	Opp.	Own	Opp.	Own	Opp.	Own	Opp.	Own	Opp.	Own	Opp.	Own	Opp.
Gam-jeom (deduction penalty)					R											
Kick, 2 point																
Turn kick, 3 point																
Head kick, 3 points																
Head kick, 4 points																
Punch, 1 point																
Appeal rejected by Referee																
	Before Contest				**After Contest**				**Before Contest**				**After Contest**			
Remaining Quota of Appeals	1				0				1				1			

Request by Referee / Judges	GULER Muhammed				ZASTROZHIN Aleksei			
	Round 1	Round 2	Round 3	Round 4	Round 1	Round 2	Round 3	Round 4
Gam-jeom (deduction penalty)								
Kick, 2 point								
Turn kick, 3 point								
Head kick, 3 points								
Head kick, 4 points								
Punch, 1 point								

LEGEND

PTF Win by Final Score **G** GamJeom **R** Rejected

SAT 29 JUL 2017
Start time 18:30

Contest Results

As of SAT 29 JUL 2017 at 19:14

Contest No. 125 Court 1

MAVLONOV Azamat (KGZ) defeated ZHADAN Ivan (UKR) **PTF 24 : 18**

Colour	Name	NOC Code	Bib Number	Total Points	Rounds 1	2	3	4	Points Earned by Attack	Points Earned by Penalty
Chung (Blue)	MAVLONOV Azamat	KGZ	209	24	4	12	8		19	5
Hong (Red)	ZHADAN Ivan	UKR	214	18	2	5	11		12	6

Description	MAVLONOV Azamat				ZHADAN Ivan			
	Round 1	Round 2	Round 3	Round 4	Round 1	Round 2	Round 3	Round 4
Gam-jeom (deduction penalty)	2	2	2		2	2	1	
Kick, 2 point	1	2	1					
Kick, Body 3 points								
Kick, Head 3 points		2	1			1	3	
Kick, 4 points								
Punch, 1 point			2					

Contest Progress

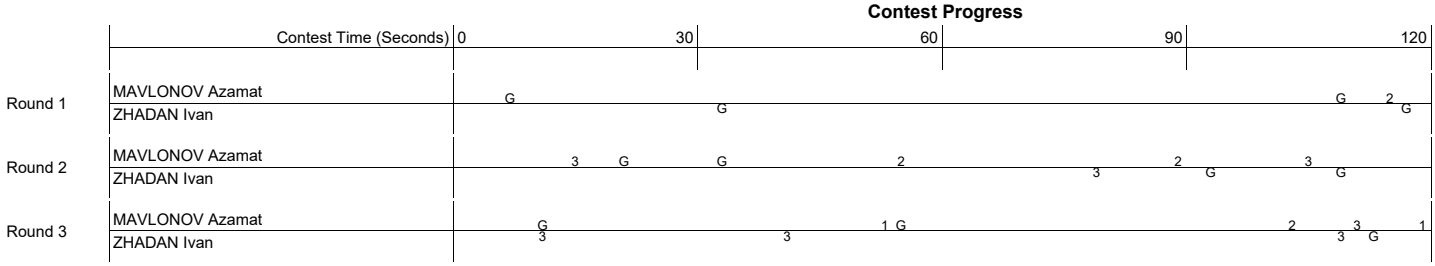

Result of Instant Video Replay Review:

Request by Coaches	MAVLONOV Azamat								ZHADAN Ivan							
	Round 1		Round 2		Round 3		Round 4		Round 1		Round 2		Round 3		Round 4	
	Own	Opp.	Own	Opp.	Own	Opp.	Own	Opp.	Own	Opp.	Own	Opp.	Own	Opp.	Own	Opp.
Gam-jeom (deduction penalty)												A				
Kick, 2 point																
Turn kick, 3 point																
Head kick, 3 points																
Head kick, 4 points																
Punch, 1 point																
Appeal rejected by Referee																
	Before Contest				**After Contest**				**Before Contest**				**After Contest**			
Remaining Quota of Appeals	1				1				1				1			

Request by Referee / Judges	MAVLONOV Azamat				ZHADAN Ivan			
	Round 1	Round 2	Round 3	Round 4	Round 1	Round 2	Round 3	Round 4
Gam-jeom (deduction penalty)								
Kick, 2 point								
Turn kick, 3 point								
Head kick, 3 points								
Head kick, 4 points								
Punch, 1 point								

LEGEND

PTF Win by Final Score **G** GamJeom **A** Accepted

SAT 29 JUL 2017
Start time 18:30

Contest Results

As of SAT 29 JUL 2017 at 19:14

Contest No. 224 Court 2

AMIRI Behzad (IRI) defeated OH Wonjong (KOR) **PTF 22 : 12**

Colour	Name	NOC Code	Bib Number	Total Points	Rounds 1	2	3	4	Points Earned by Attack	Points Earned by Penalty
Chung (Blue)	OH Wonjong	KOR	210	12	7	4	1		7	5
Hong (Red)	AMIRI Behzad	IRI	201	22	12	4	6		13	9

Description	OH Wonjong				AMIRI Behzad			
	Round 1	Round 2	Round 3	Round 4	Round 1	Round 2	Round 3	Round 4
Gam-jeom (deduction penalty)	5	1	3		3	2		
Kick, 2 point	2							
Kick, Body 3 points		1						
Kick, Head 3 points					1	1	1	
Kick, 4 points					1			
Punch, 1 point	2		1					

Contest Progress

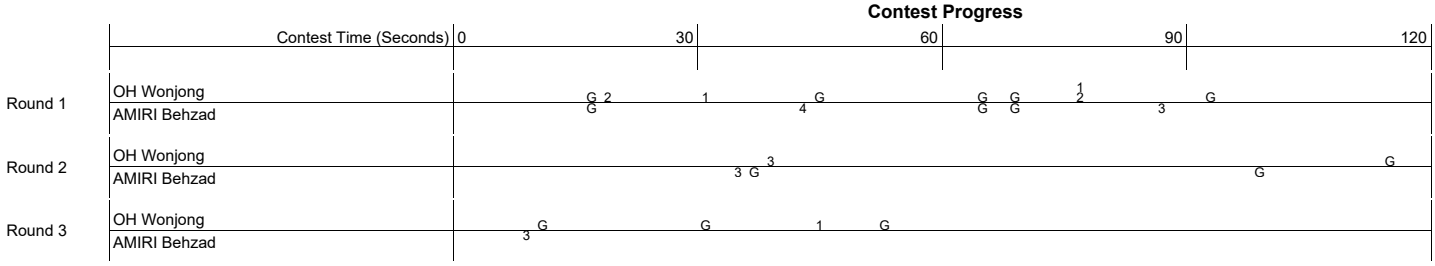

Result of Instant Video Replay Review:

Request by Coaches	OH Wonjong								AMIRI Behzad							
	Round 1		Round 2		Round 3		Round 4		Round 1		Round 2		Round 3		Round 4	
	Own	Opp.	Own	Opp.	Own	Opp.	Own	Opp.	Own	Opp.	Own	Opp.	Own	Opp.	Own	Opp.
Gam-jeom (deduction penalty)																
Kick, 2 point																
Turn kick, 3 point			A													
Head kick, 3 points																
Head kick, 4 points																
Punch, 1 point																
Appeal rejected by Referee																
	Before Contest				**After Contest**				**Before Contest**				**After Contest**			
Remaining Quota of Appeals	1				1				1				1			

Request by Referee / Judges	OH Wonjong				AMIRI Behzad			
	Round 1	Round 2	Round 3	Round 4	Round 1	Round 2	Round 3	Round 4
Gam-jeom (deduction penalty)								
Kick, 2 point								
Turn kick, 3 point								
Head kick, 3 points								
Head kick, 4 points								
Punch, 1 point								

LEGEND

PTF **Win by Final Score** **G** **GamJeom** **A** **Accepted**

SAT 29 JUL 2017
Start time 16:30

Contest Results

As of SAT 29 JUL 2017 at 16:46

Contest No. 119 Court 1

ZASTROZHIN Aleksei (RUS) defeated MAVLONOV Azamat (KGZ) **PTF 20 : 10**

Colour	Name	NOC Code	Bib Number	Total Points	Rounds 1	2	3	4	Points Earned by Attack	Points Earned by Penalty
Chung (Blue)	MAVLONOV Azamat	KGZ	209	10	1	5	4		6	4
Hong (Red)	ZASTROZHIN Aleksei	RUS	213	20	4	4	12		15	5

Description	MAVLONOV Azamat				ZASTROZHIN Aleksei			
	Round 1	Round 2	Round 3	Round 4	Round 1	Round 2	Round 3	Round 4
Gam-jeom (deduction penalty)	1	2	2		1	1	2	
Kick, 2 point			1			1	2	
Kick, Body 3 points								
Kick, Head 3 points		1			1		2	
Kick, 4 points								
Punch, 1 point		1						

Contest Progress

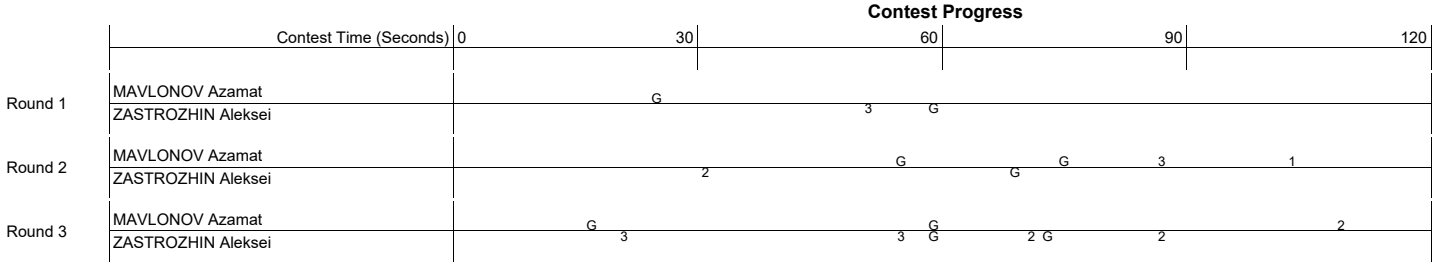

Result of Instant Video Replay Review:

Request by Coaches	MAVLONOV Azamat								ZASTROZHIN Aleksei							
	Round 1		Round 2		Round 3		Round 4		Round 1		Round 2		Round 3		Round 4	
	Own	Opp.	Own	Opp.	Own	Opp.	Own	Opp.	Own	Opp.	Own	Opp.	Own	Opp.	Own	Opp.
Gam-jeom (deduction penalty)																
Kick, 2 point																
Turn kick, 3 point																
Head kick, 3 points																
Head kick, 4 points																
Punch, 1 point																
Appeal rejected by Referee																
	Before Contest				**After Contest**				**Before Contest**				**After Contest**			
Remaining Quota of Appeals	1				1				1				1			

Request by Referee / Judges	MAVLONOV Azamat				ZASTROZHIN Aleksei			
	Round 1	Round 2	Round 3	Round 4	Round 1	Round 2	Round 3	Round 4
Gam-jeom (deduction penalty)								
Kick, 2 point								
Turn kick, 3 point								
Head kick, 3 points								
Head kick, 4 points								
Punch, 1 point								

LEGEND
PTF **Win by Final Score** **G** **GamJeom**

SAT 29 JUL 2017
Start time 15:30

Contest Results

As of SAT 29 JUL 2017 at 15:54

Contest No. 115 Court 1

ZASTROZHIN Aleksei (RUS) defeated AMIRI Behzad (IRI) **PTF 23 : 14**

Colour	Name	NOC Code	Bib Number	Total Points	Rounds 1	2	3	4	Points Earned by Attack	Points Earned by Penalty
Chung (Blue)	ZASTROZHIN Aleksei	RUS	213	23	3	6	14		17	6
Hong (Red)	AMIRI Behzad	IRI	201	14	0	1	13		10	4

Description	ZASTROZHIN Aleksei				AMIRI Behzad			
	Round 1	Round 2	Round 3	Round 4	Round 1	Round 2	Round 3	Round 4
Gam-jeom (deduction penalty)		1	3		3	1	2	
Kick, 2 point		1	6				5	
Kick, Body 3 points								
Kick, Head 3 points		1						
Kick, 4 points								
Punch, 1 point								

Contest Progress

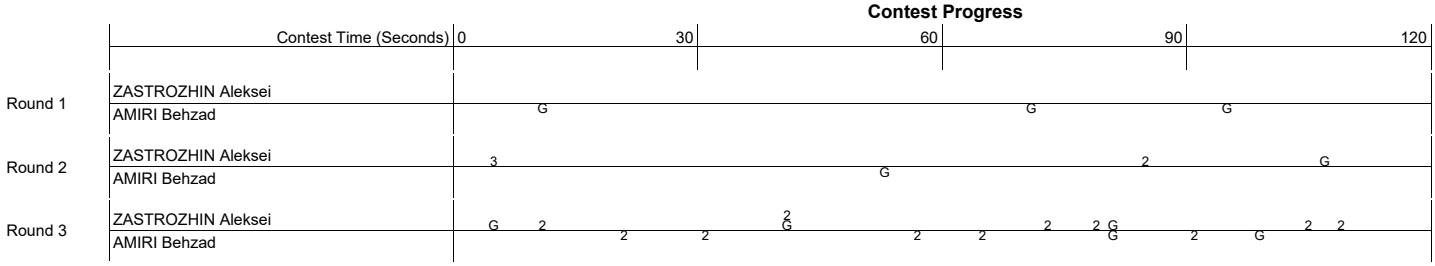

Result of Instant Video Replay Review:

Request by Coaches	ZASTROZHIN Aleksei								AMIRI Behzad							
	Round 1		Round 2		Round 3		Round 4		Round 1		Round 2		Round 3		Round 4	
	Own	Opp.	Own	Opp.	Own	Opp.	Own	Opp.	Own	Opp.	Own	Opp.	Own	Opp.	Own	Opp.
Gam-jeom (deduction penalty)													R			
Kick, 2 point																
Turn kick, 3 point																
Head kick, 3 points																
Head kick, 4 points																
Punch, 1 point																
Appeal rejected by Referee																
	Before Contest				After Contest				Before Contest				After Contest			
Remaining Quota of Appeals	1				1				1				0			

Request by Referee / Judges	ZASTROZHIN Aleksei				AMIRI Behzad			
	Round 1	Round 2	Round 3	Round 4	Round 1	Round 2	Round 3	Round 4
Gam-jeom (deduction penalty)								
Kick, 2 point								
Turn kick, 3 point								
Head kick, 3 points								
Head kick, 4 points								
Punch, 1 point								

LEGEND

PTF Win by Final Score **G** GamJeom **R** Rejected

SAT 29 JUL 2017
Start time 11:15

Contest Results

As of SAT 29 JUL 2017 at 11:26

Contest No. 206 Court 2

ZASTROZHIN Aleksei (RUS) defeated OSMANOV Shaig (AZE) **PTG 23 : 3 (3 1:03)**

Colour	Name	NOC Code	Bib Number	Total Points	Rounds 1	2	3	4	Points Earned by Attack	Points Earned by Penalty
Chung (Blue)	ZASTROZHIN Aleksei	RUS	213	23	7	12	4		18	5
Hong (Red)	OSMANOV Shaig	AZE	211	3	3	0	0		3	0

Description	ZASTROZHIN Aleksei				OSMANOV Shaig			
	Round 1	Round 2	Round 3	Round 4	Round 1	Round 2	Round 3	Round 4
Gam-jeom (deduction penalty)					3		2	
Kick, 2 point	2	3	1					
Kick, Body 3 points								
Kick, Head 3 points		2			1			
Kick, 4 points								
Punch, 1 point								

Contest Progress

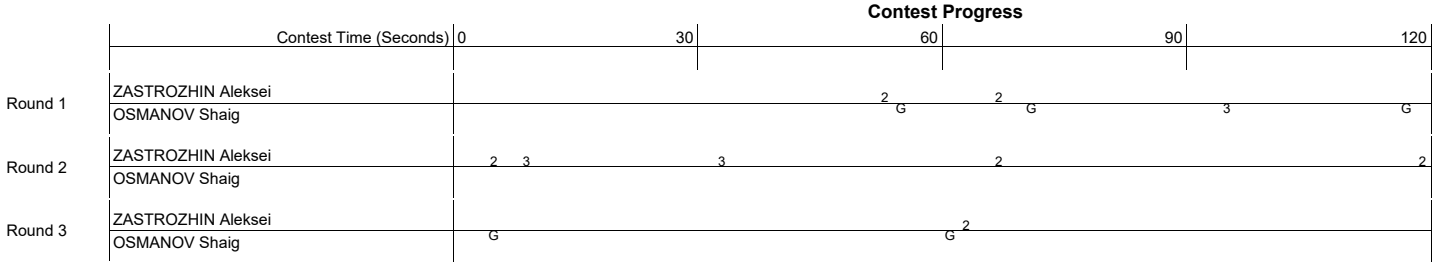

Result of Instant Video Replay Review:

Request by Coaches	ZASTROZHIN Aleksei								OSMANOV Shaig							
	Round 1		Round 2		Round 3		Round 4		Round 1		Round 2		Round 3		Round 4	
	Own	Opp.	Own	Opp.	Own	Opp.	Own	Opp.	Own	Opp.	Own	Opp.	Own	Opp.	Own	Opp.
Gam-jeom (deduction penalty)																
Kick, 2 point																
Turn kick, 3 point																
Head kick, 3 points																
Head kick, 4 points																
Punch, 1 point																
Appeal rejected by Referee																
	Before Contest				**After Contest**				**Before Contest**				**After Contest**			
Remaining Quota of Appeals	1				1				1				1			

Request by Referee / Judges	ZASTROZHIN Aleksei				OSMANOV Shaig			
	Round 1	Round 2	Round 3	Round 4	Round 1	Round 2	Round 3	Round 4
Gam-jeom (deduction penalty)								
Kick, 2 point								
Turn kick, 3 point								
Head kick, 3 points								
Head kick, 4 points								
Punch, 1 point								

LEGEND
PTG **Win by Point Gap** **G** **GamJeom**

SUN 30 JUL 2017

Medalists

As of SUN 30 JUL 2017 at 16:49

Medal	Name	NOC
Gold	LEE Hakseong	KOR - Republic of Korea
Silver	ISAKOV Shamil	RUS - Russian Federation
Bronze	SIMSEK Batuhan	TUR - Turkey
Bronze	ZAFERANI Mohammad	IRI - Islamic Republic of Iran



Ataturk Sports Hall
Taekwondo
Men's -80kg

Draw Sheet

As of SUN 30 JUL 2017 at 16:48

Bib No.	Name	NOC Code	Quarter-finals	Semi-finals	Final	Gold Medalist
301	CHAMPAKIS Georgios	GRE				
305	ISAKOV Shamil	RUS	S. ISAKOV PTF 25 : 17	S. ISAKOV PUN 22 : 1 (2 1:16)		
309	SIMSEK Batuhan	TUR			S. ISAKOV PTG 25 : 1 (2 2:00)	
303	GONZALEZ BRICENO Freddy Jose	VEN				
310	ZAFERANI Mohammad	IRI		M. ZAFERANI PTF 25 : 12		
302	GOMES Helder Carreira	POR				H. LEE PTF 20 : 12
304	HUANG Mao-Ying	TPE		H.C. GOMES PUN 16 : 13 (3 0:31)		
306	LEE Hakseong	KOR	H. LEE WDR 4 : 1 (1 0:54)		H. LEE PTG 30 : 8 (3 1:06)	
308	SEDOV Oleksii	UKR		H. LEE PTG 24 : 4 (3 1:09)		
307	PENG Jun	CHN				

Repechages		RC1	Bronze Medalists
302	GOMES Helder Carreira	POR	
309	SIMSEK Batuhan	TUR	SIMSEK Batuhan PTF 13 : 5
301	CHAMPAKIS Georgios	GRE	B. SIMSEK PTF 24 : 6
310	ZAFERANI Mohammad	IRI	
308	SEDOV Oleksii	UKR	ZAFERANI Mohammad PTF 26 : 7
307	PENG Jun	CHN	J. PENG PUN 21 : 12 (3 1:25)

Classification		
1	LEE Hakseong	KOR
2	ISAKOV Shamil	RUS
3	SIMSEK Batuhan	TUR
3	ZAFERANI Mohammad	IRI

LEGEND

BYE	**Win by Bye**	**PTF**	**Win by Final Score**	**WDR**	**Win by Withdraw**	**PUN**	**Win by Punitive Declaration**
PTG	**Win by Point Gap**						

SUN 30 JUL 2017
Start time 16:30

Contest Results

As of SUN 30 JUL 2017 at 17:04

Contest No. 123 Court 1

LEE Hakseong (KOR) defeated ISAKOV Shamil (RUS) **PTF 20 : 12**

Colour	Name	NOC Code	Bib Number	Total Points	Rounds 1	2	3	4	Points Earned by Attack	Points Earned by Penalty
Chung (Blue)	ISAKOV Shamil	RUS	305	12	3	2	7		9	3
Hong (Red)	LEE Hakseong	KOR	306	20	1	6	13		18	2

Description	ISAKOV Shamil				LEE Hakseong			
	Round 1	Round 2	Round 3	Round 4	Round 1	Round 2	Round 3	Round 4
Gam-jeom (deduction penalty)	1	1			1		2	
Kick, 2 point	1	1	1			1	2	
Kick, Body 3 points								
Kick, Head 3 points			1			1	2	
Kick, 4 points								
Punch, 1 point							3	

Contest Progress

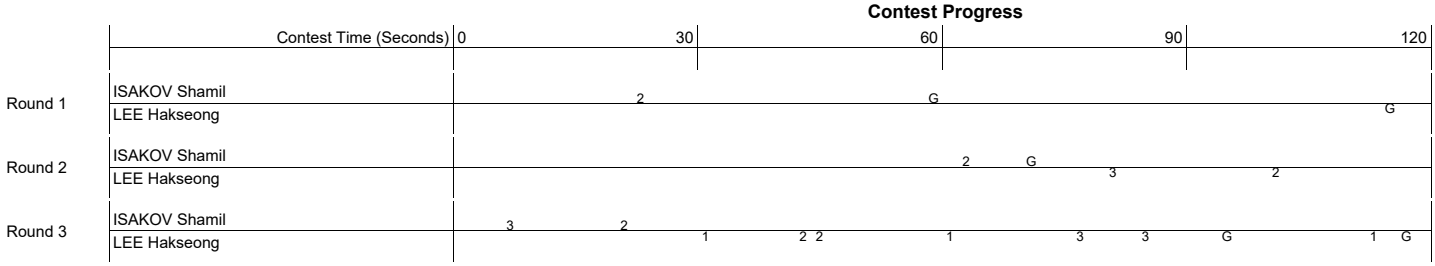

Result of Instant Video Replay Review:

Request by Coaches	ISAKOV Shamil								LEE Hakseong							
	Round 1		Round 2		Round 3		Round 4		Round 1		Round 2		Round 3		Round 4	
	Own	Opp.	Own	Opp.	Own	Opp.	Own	Opp.	Own	Opp.	Own	Opp.	Own	Opp.	Own	Opp.
Gam-jeom (deduction penalty)																
Kick, 2 point																
Turn kick, 3 point																
Head kick, 3 points																
Head kick, 4 points																
Punch, 1 point																
Appeal rejected by Referee																
	Before Contest				**After Contest**				**Before Contest**				**After Contest**			
Remaining Quota of Appeals	1				1				1				1			

Request by Referee / Judges	ISAKOV Shamil				LEE Hakseong			
	Round 1	Round 2	Round 3	Round 4	Round 1	Round 2	Round 3	Round 4
Gam-jeom (deduction penalty)								
Kick, 2 point								
Turn kick, 3 point								
Head kick, 3 points								
Head kick, 4 points								
Punch, 1 point								

LEGEND
PTF **Win by Final Score** **G** **GamJeom**

SUN 30 JUL 2017
Start time 15:30

Contest Results

As of SUN 30 JUL 2017 at 15:57

Contest No. 119 Court 1

SIMSEK Batuhan (TUR) defeated GOMES Helder Carreira (POR) **PTF 13 : 5**

Colour	Name	NOC Code	Bib Number	Total Points	Rounds 1	2	3	4	Points Earned by Attack	Points Earned by Penalty
Chung (Blue)	GOMES Helder Carreira	POR	302	5	2	3	0		4	1
Hong (Red)	SIMSEK Batuhan	TUR	309	13	4	7	2		10	3

Description	GOMES Helder Carreira				SIMSEK Batuhan			
	Round 1	Round 2	Round 3	Round 4	Round 1	Round 2	Round 3	Round 4
Gam-jeom (deduction penalty)		2	1			1		
Kick, 2 point	1	1			1	1		
Kick, Body 3 points								
Kick, Head 3 points								
Kick, 4 points								
Punch, 1 point					2	3	1	

Contest Progress

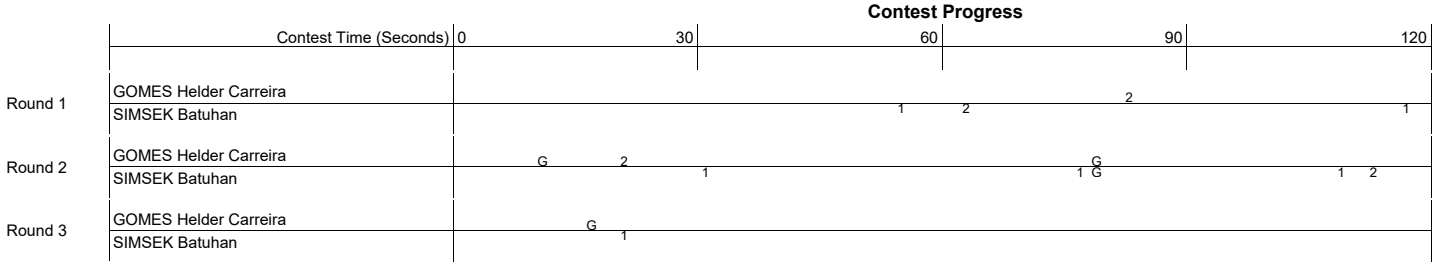

Result of Instant Video Replay Review:

Request by Coaches	GOMES Helder Carreira								SIMSEK Batuhan							
	Round 1		Round 2		Round 3		Round 4		Round 1		Round 2		Round 3		Round 4	
	Own	Opp.	Own	Opp.	Own	Opp.	Own	Opp.	Own	Opp.	Own	Opp.	Own	Opp.	Own	Opp.
Gam-jeom (deduction penalty)											R					
Kick, 2 point																
Turn kick, 3 point																
Head kick, 3 points																
Head kick, 4 points																
Punch, 1 point																
Appeal rejected by Referee																

	Before Contest	After Contest	Before Contest	After Contest
Remaining Quota of Appeals	1	1	1	0

Request by Referee / Judges	GOMES Helder Carreira				SIMSEK Batuhan			
	Round 1	Round 2	Round 3	Round 4	Round 1	Round 2	Round 3	Round 4
Gam-jeom (deduction penalty)								
Kick, 2 point								
Turn kick, 3 point								
Head kick, 3 points								
Head kick, 4 points								
Punch, 1 point								

LEGEND
PTF **Win by Final Score** **G** **GamJeom** **R** **Rejected**

SUN 30 JUL 2017
Start time 15:30

Contest Results

As of SUN 30 JUL 2017 at 15:57

Contest No. 219 Court 2

ZAFERANI Mohammad (IRI) defeated PENG Jun (CHN) **PTF 26 : 7**

Colour	Name	NOC Code	Bib Number	Total Points	Rounds 1	2	3	4	Points Earned by Attack	Points Earned by Penalty
Chung (Blue)	ZAFERANI Mohammad	IRI	310	26	7	7	12		21	5
Hong (Red)	PENG Jun	CHN	307	7	3	3	1		2	5

Description	ZAFERANI Mohammad				PENG Jun			
	Round 1	Round 2	Round 3	Round 4	Round 1	Round 2	Round 3	Round 4
Gam-jeom (deduction penalty)	1	3	1		1	1	3	
Kick, 2 point			3		1			
Kick, Body 3 points								
Kick, Head 3 points	2	2	1					
Kick, 4 points								
Punch, 1 point								

Contest Progress

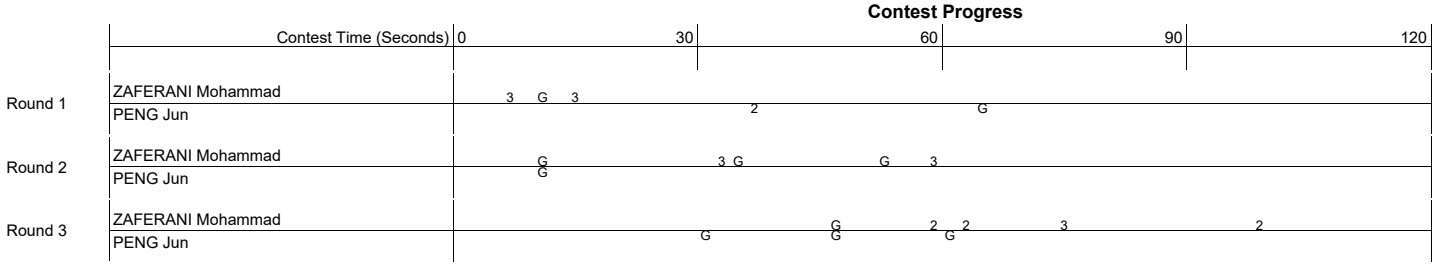

Result of Instant Video Replay Review:

Request by Coaches	ZAFERANI Mohammad								PENG Jun							
	Round 1		Round 2		Round 3		Round 4		Round 1		Round 2		Round 3		Round 4	
	Own	Opp.	Own	Opp.	Own	Opp.	Own	Opp.	Own	Opp.	Own	Opp.	Own	Opp.	Own	Opp.
Gam-jeom (deduction penalty)																
Kick, 2 point																
Turn kick, 3 point																
Head kick, 3 points																
Head kick, 4 points																
Punch, 1 point																
Appeal rejected by Referee																

	Before Contest	After Contest	Before Contest	After Contest
Remaining Quota of Appeals	1	1	1	1

Request by Referee / Judges	ZAFERANI Mohammad				PENG Jun			
	Round 1	Round 2	Round 3	Round 4	Round 1	Round 2	Round 3	Round 4
Gam-jeom (deduction penalty)								
Kick, 2 point								
Turn kick, 3 point								
Head kick, 3 points								
Head kick, 4 points								
Punch, 1 point								

LEGEND
PTF **Win by Final Score** **G** **GamJeom**

SUN 30 JUL 2017
Start time 13:30

Contest Results

As of SUN 30 JUL 2017 at 13:39

Contest No. 111 Court 1

ISAKOV Shamil (RUS) defeated ZAFERANI Mohammad (IRI) **PTG 25 : 1 (2 2:00)**

Colour	Name	NOC Code	Bib Number	Total Points	Rounds 1	2	3	4	Points Earned by Attack	Points Earned by Penalty
Chung (Blue)	ISAKOV Shamil	RUS	305	25	6	19			21	4
Hong (Red)	ZAFERANI Mohammad	IRI	310	1	0	1			0	1

Description	ISAKOV Shamil				ZAFERANI Mohammad			
	Round 1	Round 2	Round 3	Round 4	Round 1	Round 2	Round 3	Round 4
Gam-jeom (deduction penalty)		1			3	1		
Kick, 2 point		3						
Kick, Body 3 points								
Kick, Head 3 points	1	3						
Kick, 4 points								
Punch, 1 point		3						

Contest Progress

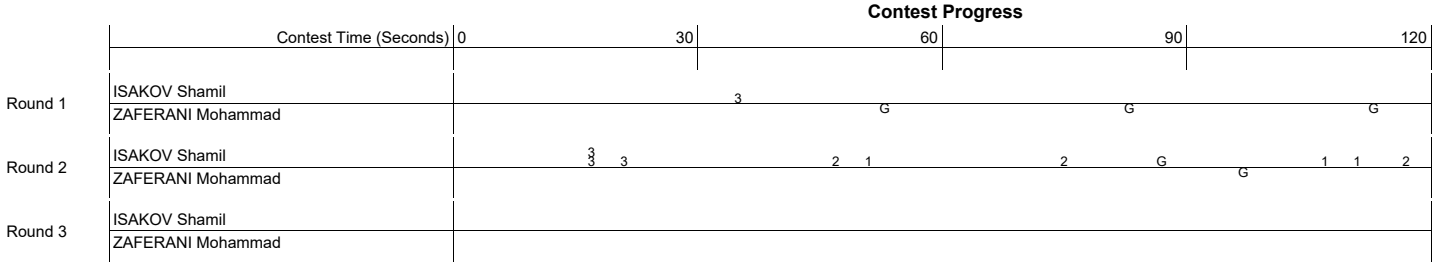

Result of Instant Video Replay Review:

Request by Coaches	ISAKOV Shamil								ZAFERANI Mohammad							
	Round 1		Round 2		Round 3		Round 4		Round 1		Round 2		Round 3		Round 4	
	Own	Opp.	Own	Opp.	Own	Opp.	Own	Opp.	Own	Opp.	Own	Opp.	Own	Opp.	Own	Opp.
Gam-jeom (deduction penalty)											R					
Kick, 2 point																
Turn kick, 3 point																
Head kick, 3 points																
Head kick, 4 points																
Punch, 1 point																
Appeal rejected by Referee																
	Before Contest				**After Contest**				**Before Contest**				**After Contest**			
Remaining Quota of Appeals	1				1				1				0			

Request by Referee / Judges	ISAKOV Shamil				ZAFERANI Mohammad			
	Round 1	Round 2	Round 3	Round 4	Round 1	Round 2	Round 3	Round 4
Gam-jeom (deduction penalty)								
Kick, 2 point								
Turn kick, 3 point								
Head kick, 3 points								
Head kick, 4 points								
Punch, 1 point								

LEGEND

PTG **Win by Point Gap** **G** **GamJeom** **R** **Rejected**

SUN 30 JUL 2017
Start time 11:30

Contest Results

As of SUN 30 JUL 2017 at 11:42

Contest No. 107 Court 1

ISAKOV Shamil (RUS) defeated CHAMPAKIS Georgios (GRE) **PUN 22 : 1 (2 1:16)**

Colour	Name	NOC Code	Bib Number	Total Points	Rounds 1	2	3	4	Points Earned by Attack	Points Earned by Penalty
Chung (Blue)	CHAMPAKIS Georgios	GRE	301	1	1	0			0	1
Hong (Red)	ISAKOV Shamil	RUS	305	22	18	4			12	10

Description	CHAMPAKIS Georgios				ISAKOV Shamil			
	Round 1	Round 2	Round 3	Round 4	Round 1	Round 2	Round 3	Round 4
Gam-jeom (deduction penalty)	7	3			1			
Kick, 2 point					2			
Kick, Body 3 points								
Kick, Head 3 points					2			
Kick, 4 points								
Punch, 1 point					1	1		

Contest Progress

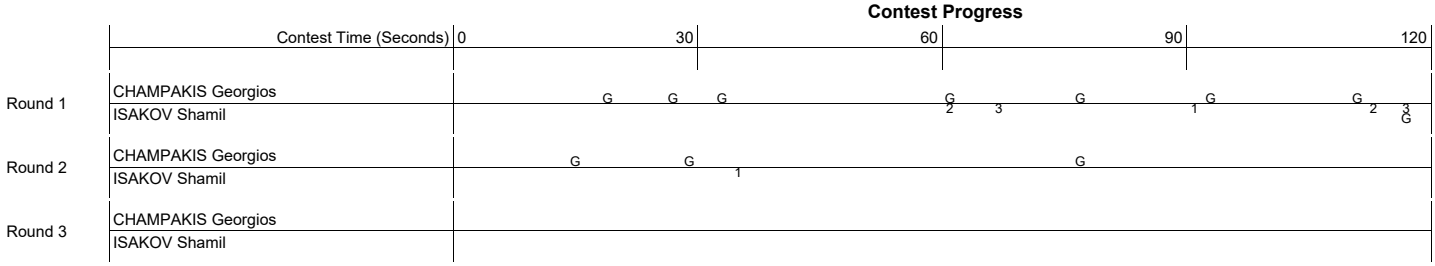

Result of Instant Video Replay Review:

Request by Coaches	CHAMPAKIS Georgios								ISAKOV Shamil							
	Round 1		Round 2		Round 3		Round 4		Round 1		Round 2		Round 3		Round 4	
	Own	Opp.	Own	Opp.	Own	Opp.	Own	Opp.	Own	Opp.	Own	Opp.	Own	Opp.	Own	Opp.
Gam-jeom (deduction penalty)	R															
Kick, 2 point																
Turn kick, 3 point																
Head kick, 3 points																
Head kick, 4 points																
Punch, 1 point																
Appeal rejected by Referee																
	Before Contest				**After Contest**				**Before Contest**				**After Contest**			
Remaining Quota of Appeals	1				0				1				1			

Request by Referee / Judges	CHAMPAKIS Georgios				ISAKOV Shamil			
	Round 1	Round 2	Round 3	Round 4	Round 1	Round 2	Round 3	Round 4
Gam-jeom (deduction penalty)								
Kick, 2 point								
Turn kick, 3 point								
Head kick, 3 points								
Head kick, 4 points								
Punch, 1 point								

LEGEND

PUN **Win by Punitive Declaration** **G** **GamJeom** **R** **Rejected**

SUN 30 JUL 2017
Start time 10:00

Contest Results

As of SUN 30 JUL 2017 at 10:12

Contest No. 101 Court 1

ISAKOV Shamil (RUS) defeated SIMSEK Batuhan (TUR) **PTF 25 : 17**

Colour	Name	NOC Code	Bib Number	Total Points	Rounds 1	2	3	4	Points Earned by Attack	Points Earned by Penalty
Chung (Blue)	ISAKOV Shamil	RUS	305	25	2	17	6		19	6
Hong (Red)	SIMSEK Batuhan	TUR	309	17	4	6	7		15	2

Description	ISAKOV Shamil				SIMSEK Batuhan			
	Round 1	Round 2	Round 3	Round 4	Round 1	Round 2	Round 3	Round 4
Gam-jeom (deduction penalty)			2			2	4	
Kick, 2 point	1	3	1			3	1	
Kick, Body 3 points								
Kick, Head 3 points		3			1		1	
Kick, 4 points								
Punch, 1 point					1			

Contest Progress

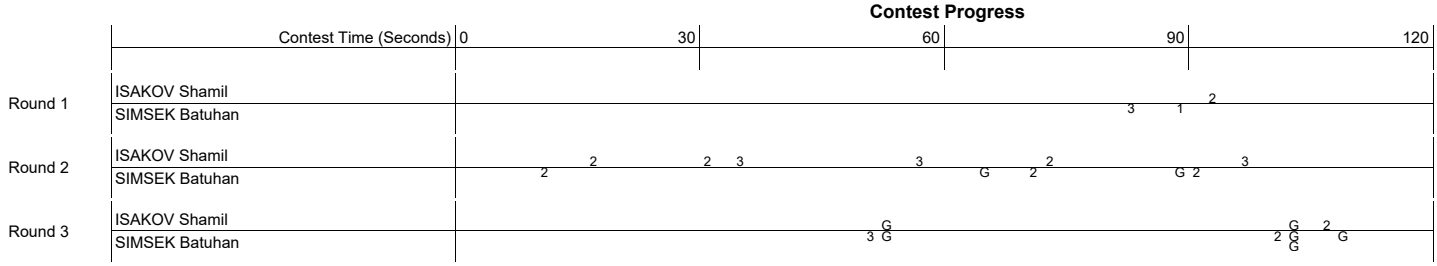

Result of Instant Video Replay Review:

Request by Coaches	ISAKOV Shamil								SIMSEK Batuhan							
	Round 1		Round 2		Round 3		Round 4		Round 1		Round 2		Round 3		Round 4	
	Own	Opp.	Own	Opp.	Own	Opp.	Own	Opp.	Own	Opp.	Own	Opp.	Own	Opp.	Own	Opp.
Gam-jeom (deduction penalty)													R			
Kick, 2 point																
Turn kick, 3 point																
Head kick, 3 points																
Head kick, 4 points																
Punch, 1 point																
Appeal rejected by Referee																
	Before Contest				**After Contest**				**Before Contest**				**After Contest**			
Remaining Quota of Appeals	1				1				1				0			

Request by Referee / Judges	ISAKOV Shamil				SIMSEK Batuhan			
	Round 1	Round 2	Round 3	Round 4	Round 1	Round 2	Round 3	Round 4
Gam-jeom (deduction penalty)								
Kick, 2 point								
Turn kick, 3 point								
Head kick, 3 points								
Head kick, 4 points								
Punch, 1 point								

LEGEND

PTF **Win by Final Score** **G** **GamJeom** **R** **Rejected**

SUN 30 JUL 2017

Medalists

As of SUN 30 JUL 2017 at 17:04

Medal	Name	NOC
Gold	BARKALOV Aleksandr Vladimirovich	RUS - Russian Federation
Silver	LIM Daeho	KOR - Republic of Korea
Bronze	GECIT Osman	TUR - Turkey
Bronze	RAZZAGHI Masoud	IRI - Islamic Republic of Iran

Draw Sheet

As of SUN 30 JUL 2017 at 17:04

Bib No.	Name	NOC Code	Semi-finals	Final	Gold Medalist
404	HSIEH Cheng-Lin	TPE	C. HSIEH PTF 22 : 6		
405	HUANG Junkai	CHN		A.V. BARKALOV PTG 29 : 4 (2 2:00)	
401	BARKALOV Aleksandr Vladimirovich	RUS	A.V. BARKALOV PTF 17 : 6		A.V. BARKALOV PTF 24 : 10
408	RAZZAGHI Masoud	IRI			
406	LIM Daeho	KOR	D. LIM PTF 15 : 12		
403	GECIT Osman	TUR		D. LIM PTG 24 : 3 (2 2:00)	
407	PANTELEIMONOV Andrey	KAZ	O. DYUZHEV PTF 22 : 7		
402	DYUZHEV Olexiy	UKR			

Repechages

408	RAZZAGHI Masoud	IRI	M. RAZZAGHI PTF 7 : 4
402	DYUZHEV Olexiy	UKR	
403	GECIT Osman	TUR	O. GECIT PTF 28 : 13
404	HSIEH Cheng-Lin	TPE	

Bronze Medalists

Classification

1	BARKALOV Aleksandr Vladimirovich	RUS
2	LIM Daeho	KOR
3	GECIT Osman	TUR
3	RAZZAGHI Masoud	IRI

LEGEND
PTF Win by Final Score **PTG** Win by Point Gap

KRONOS
DEAFLYMPICS

SUN 30 JUL 2017
Start time 16:45

Contest Results

As of SUN 30 JUL 2017 at 17:04

Contest No. 124 Court 1

BARKALOV Aleksandr Vladimirovich (RUS) defeated LIM Daeho (KOR) **PTF 24 : 10**

Colour	Name	NOC Code	Bib Number	Total Points	Rounds 1	2	3	4	Points Earned by Attack	Points Earned by Penalty
Chung (Blue)	BARKALOV Aleksandr Vladimirovich	RUS	401	24	4	11	9		21	3
Hong (Red)	LIM Daeho	KOR	406	10	4	4	2		7	3

Description	BARKALOV Aleksandr Vladimirovich				LIM Daeho			
	Round 1	Round 2	Round 3	Round 4	Round 1	Round 2	Round 3	Round 4
Gam-jeom (deduction penalty)		1	2			2	1	
Kick, 2 point	2		1		2			
Kick, Body 3 points								
Kick, Head 3 points		3	2			1		
Kick, 4 points								
Punch, 1 point								

Contest Progress

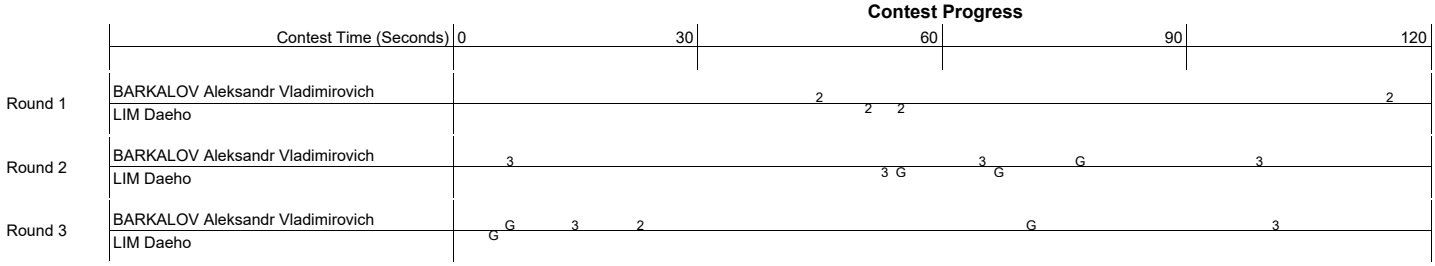

Result of Instant Video Replay Review:

Request by Coaches	BARKALOV Aleksandr Vladimirovich								LIM Daeho							
	Round 1		Round 2		Round 3		Round 4		Round 1		Round 2		Round 3		Round 4	
	Own	Opp.	Own	Opp.	Own	Opp.	Own	Opp.	Own	Opp.	Own	Opp.	Own	Opp.	Own	Opp.
Gam-jeom (deduction penalty)											R					
Kick, 2 point																
Turn kick, 3 point																
Head kick, 3 points																
Head kick, 4 points																
Punch, 1 point																
Appeal rejected by Referee																
	Before Contest				**After Contest**				**Before Contest**				**After Contest**			
Remaining Quota of Appeals	1				1				1				0			

Request by Referee / Judges	BARKALOV Aleksandr Vladimirovich				LIM Daeho			
	Round 1	Round 2	Round 3	Round 4	Round 1	Round 2	Round 3	Round 4
Gam-jeom (deduction penalty)								
Kick, 2 point								
Turn kick, 3 point								
Head kick, 3 points								
Head kick, 4 points								
Punch, 1 point								

LEGEND

PTF Win by Final Score **G** GamJeom **R** Rejected

SUN 30 JUL 2017
Start time 15:45

Contest Results

As of SUN 30 JUL 2017 at 16:16

Contest No. 120 Court 1

RAZZAGHI Masoud (IRI) defeated DYUZHEV Olexiy (UKR) **PTF 7 : 4**

Colour	Name	NOC Code	Bib Number	Total Points	Rounds 1	2	3	4	Points Earned by Attack	Points Earned by Penalty
Chung (Blue)	RAZZAGHI Masoud	IRI	408	7	4	3	0		5	2
Hong (Red)	DYUZHEV Olexiy	UKR	402	4	2	0	2		2	2

Description	RAZZAGHI Masoud				DYUZHEV Olexiy			
	Round 1	Round 2	Round 3	Round 4	Round 1	Round 2	Round 3	Round 4
Gam-jeom (deduction penalty)	2				1	1		
Kick, 2 point							1	
Kick, Body 3 points								
Kick, Head 3 points	1							
Kick, 4 points								
Punch, 1 point		2						

Contest Progress

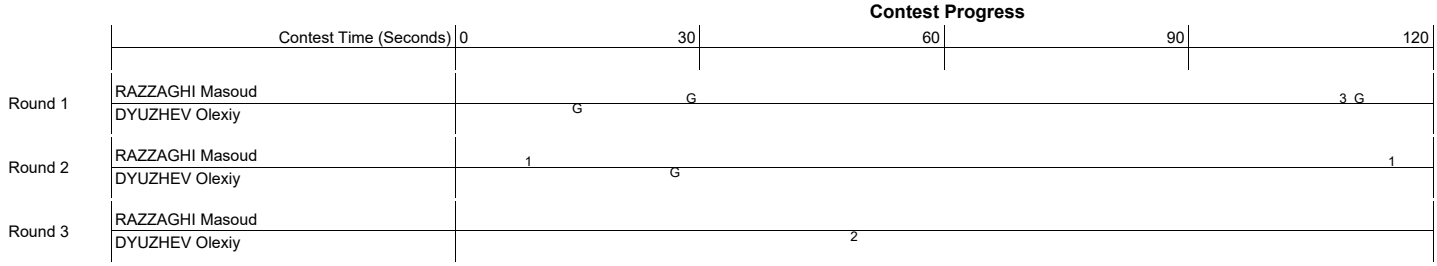

Result of Instant Video Replay Review:

Request by Coaches	RAZZAGHI Masoud								DYUZHEV Olexiy							
	Round 1		Round 2		Round 3		Round 4		Round 1		Round 2		Round 3		Round 4	
	Own	Opp.	Own	Opp.	Own	Opp.	Own	Opp.	Own	Opp.	Own	Opp.	Own	Opp.	Own	Opp.
Gam-jeom (deduction penalty)																
Kick, 2 point																
Turn kick, 3 point																
Head kick, 3 points																
Head kick, 4 points																
Punch, 1 point																
Appeal rejected by Referee																
	Before Contest				**After Contest**				**Before Contest**				**After Contest**			
Remaining Quota of Appeals	1				1				1				1			

Request by Referee / Judges	RAZZAGHI Masoud				DYUZHEV Olexiy			
	Round 1	Round 2	Round 3	Round 4	Round 1	Round 2	Round 3	Round 4
Gam-jeom (deduction penalty)								
Kick, 2 point								
Turn kick, 3 point								
Head kick, 3 points								
Head kick, 4 points								
Punch, 1 point								

LEGEND
PTF **Win by Final Score** **G** **GamJeom**

SUN 30 JUL 2017
Start time 14:00

Contest Results

As of SUN 30 JUL 2017 at 14:13

Contest No. 113 Court 1

BARKALOV Aleksandr Vladimirovich (RUS) defeated HSIEH Cheng-Lin (TPE) **PTG 29 : 4 (2 2:00)**

Colour	Name	NOC Code	Bib Number	Total Points	Rounds 1	2	3	4	Points Earned by Attack	Points Earned by Penalty
Chung (Blue)	HSIEH Cheng-Lin	TPE	404	4	3	1			0	4
Hong (Red)	BARKALOV Aleksandr Vladimirovich	RUS	401	29	17	12			28	1

Description	HSIEH Cheng-Lin				BARKALOV Aleksandr Vladimirovich			
	Round 1	Round 2	Round 3	Round 4	Round 1	Round 2	Round 3	Round 4
Gam-jeom (deduction penalty)		1			3	1		
Kick, 2 point					1	1		
Kick, Body 3 points						1		
Kick, Head 3 points					5	2		
Kick, 4 points								
Punch, 1 point								

Contest Progress

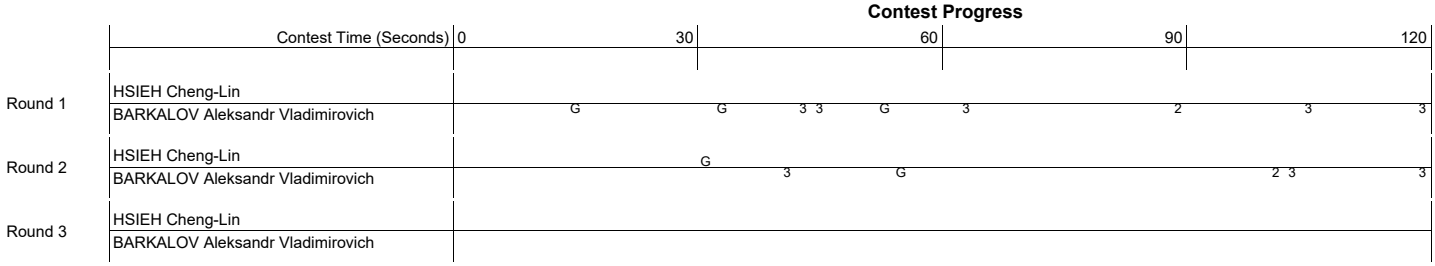

Result of Instant Video Replay Review:

Request by Coaches	HSIEH Cheng-Lin								BARKALOV Aleksandr Vladimirovich							
	Round 1		Round 2		Round 3		Round 4		Round 1		Round 2		Round 3		Round 4	
	Own	Opp.	Own	Opp.	Own	Opp.	Own	Opp.	Own	Opp.	Own	Opp.	Own	Opp.	Own	Opp.
Gam-jeom (deduction penalty)																
Kick, 2 point																
Turn kick, 3 point																
Head kick, 3 points																
Head kick, 4 points																
Punch, 1 point																
Appeal rejected by Referee																
	Before Contest				**After Contest**				**Before Contest**				**After Contest**			
Remaining Quota of Appeals	1				1				1				1			

Request by Referee / Judges	HSIEH Cheng-Lin				BARKALOV Aleksandr Vladimirovich			
	Round 1	Round 2	Round 3	Round 4	Round 1	Round 2	Round 3	Round 4
Gam-jeom (deduction penalty)								
Kick, 2 point								
Turn kick, 3 point								
Head kick, 3 points								
Head kick, 4 points								
Punch, 1 point								

LEGEND
PTG **Win by Point Gap** **G** **GamJeom**

SUN 30 JUL 2017
Start time 10:45

Contest Results

As of SUN 30 JUL 2017 at 11:05

Contest No. 104 Court 1

BARKALOV Aleksandr Vladimirovich (RUS) defeated RAZZAGHI Masoud (IRI) **PTF 17 : 6**

Colour	Name	NOC Code	Bib Number	Total Points	Rounds 1	2	3	4	Points Earned by Attack	Points Earned by Penalty
Chung (Blue)	BARKALOV Aleksandr Vladimirovich	RUS	401	17	1	5	11		13	4
Hong (Red)	RAZZAGHI Masoud	IRI	408	6	0	5	1		3	3

Description	BARKALOV Aleksandr Vladimirovich				RAZZAGHI Masoud			
	Round 1	Round 2	Round 3	Round 4	Round 1	Round 2	Round 3	Round 4
Gam-jeom (deduction penalty)		3			1	3		
Kick, 2 point		1	4			1		
Kick, Body 3 points								
Kick, Head 3 points			1					
Kick, 4 points								
Punch, 1 point							1	

Contest Progress

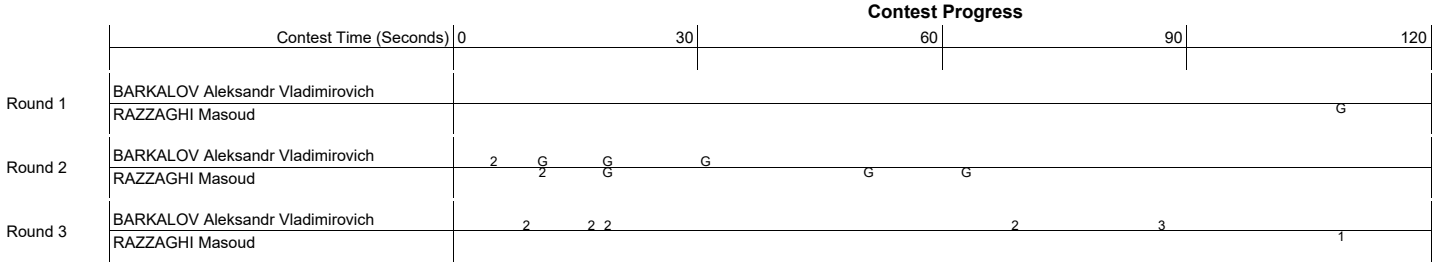

Result of Instant Video Replay Review:

Request by Coaches	BARKALOV Aleksandr Vladimirovich								RAZZAGHI Masoud							
	Round 1		Round 2		Round 3		Round 4		Round 1		Round 2		Round 3		Round 4	
	Own	Opp.	Own	Opp.	Own	Opp.	Own	Opp.	Own	Opp.	Own	Opp.	Own	Opp.	Own	Opp.
Gam-jeom (deduction penalty)																
Kick, 2 point																
Turn kick, 3 point																
Head kick, 3 points																
Head kick, 4 points																
Punch, 1 point																
Appeal rejected by Referee																
	Before Contest				**After Contest**				**Before Contest**				**After Contest**			
Remaining Quota of Appeals	1				1				1				1			

Request by Referee / Judges	BARKALOV Aleksandr Vladimirovich				RAZZAGHI Masoud			
	Round 1	Round 2	Round 3	Round 4	Round 1	Round 2	Round 3	Round 4
Gam-jeom (deduction penalty)								
Kick, 2 point								
Turn kick, 3 point								
Head kick, 3 points								
Head kick, 4 points								
Punch, 1 point								

LEGEND
PTF **Win by Final Score** **G** **GamJeom**

Medallists

As of FRI 28 JUL 2017 at 17:53

Medal	Name	NOC
GOLD	PARK Hye Jeong	KOR - Korea
SILVER	GOKKAYA Ayse Gul	TUR - Turkey
BRONZE	KHODABANDEH Maryam	IRI - Iran
BRONZE	OVCHINNIKOVA Iuliia	RUS - Russia

Poomsae Individual [F]

PIF_Final

Final

Rank	NO.	NOC	Name	①Score	②Pre.	③Total	④Acc.	Game	Score
1	6	KOR	PARK Hye Jeong	6.750	3.750	33.60	3.000	Game1	6.73
								Game2	6.77
2	7	TUR	GOKKAYA Ayse Gui	6.570	3.650	32.95	2.920	Game1	6.67
								Game2	6.47
3	5	RUS	OVCHINNIKOVA Iuliia	6.430	3.550	31.95	2.880	Game1	6.50
								Game2	6.36
4	8	IRI	KHODABANDEH Maryam	6.355	3.585	31.80	2.770	Game1	6.64
								Game2	6.07
5	3	CHN	LIU Junna	6.335	3.535	31.65	2.800	Game1	6.47
								Game2	6.20
6	4	TPE	PENG Szu-Ting	6.235	3.450	31.05	2.785	Game1	6.43
								Game2	6.04
7	2	UZB	KURBANOVA Makhfuza	6.115	3.500	30.45	2.615	Game1	6.23
								Game2	6.00
8	1	UKR	YEREMEIEVA Tetiana	5.470	3.170	27.40	2.300	Game1	5.70
								Game2	5.24

Poomsae Individual [F]

PIF

Semifinal

Rank	NO.	NOC	Name	①Score	②Pre.	③Total	④Acc.	Game	Score
1	4	IRI	KHODABANDEH Maryam	6.700	3.815	33.20	2.885	Game1	6.67
								Game2	6.73
2	10	TUR	GOKKAYA Ayse Gui	6.630	3.765	33.20	2.865	Game1	6.73
								Game2	6.53
3	7	KOR	PARK Hye Jeong	6.495	3.680	32.45	2.815	Game1	6.63
								Game2	6.36
4	2	RUS	OVCHINNIKOVA Iuliia	6.300	3.600	31.40	2.700	Game1	6.40
								Game2	6.20
5	8	TPE	PENG Szu-Ting	6.215	3.515	31.15	2.700	Game1	6.20
								Game2	6.23
6	5	CHN	LIU Junna	6.200	3.450	30.90	2.750	Game1	6.30
								Game2	6.10
7	6	UZB	KURBANOVA Makhfuza	6.015	3.485	30.10	2.530	Game1	6.10
								Game2	5.93
8	1	UKR	YEREMEIEVA Tetiana	5.465	3.265	27.40	2.200	Game1	5.60
								Game2	5.33
9	9	CRO	RAJCEVIC Sara	4.635	2.835	23.25	1.800	Game1	4.77
								Game2	4.50
10	3	VEN	ORTEGA SALCEDO Stefani Maria	4.515	2.835	22.40	1.680	Game1	4.50
								Game2	4.53

Medallists

Medal	NOC	Name
GOLD	TUR - Turkey	GOKKAYA Ayse Gul SAVAN Aslihan YENIGUN Elif
SILVER	KOR - Korea	KIM Heehwa LEE Jin Young PARK Hye Jeong
BRONZE	CHN - China	LI Yingyi LIU Junna WANG Ke
BRONZE	RUS - Russia	KUZNETSOVA Anastasia Sergeevna NAUMENKO-KRAVCHENKO Daria OVCHINNIKOVA Iuliia

Poomsae Team [F]

PTF

Final

Rank	NO.	NOC	Name	①Score	②Pre.	③Total	④Acc.	Game	Score
1	2	TUR	GOKKAYA Ayse Gui,SAVAN Aslihan YENIGUN Elif	6.700	3.670	33.65	3.030	Game1	6.70
								Game2	6.70
2	3	KOR	KIM Heehwa,LEE Jin Young PARK Hye Jeong	6.635	3.620	33.00	3.015	Game1	6.57
								Game2	6.70
3	5	CHN	LI Yingyi,LIU Junna WANG Ke	6.600	3.650	33.05	2.950	Game1	6.57
								Game2	6.63
4	6	RUS	KUZNETSOVA Anastasia Sergeevna,NAUMENKO-KRAVCHENKO Daria OVCHINNIKOVA Iuliia	6.485	3.535	32.35	2.950	Game1	6.43
								Game2	6.54
5	1	IRI	EBRAHIMI Zahra,KHODABANDEH Maryam ZARE Fatemeh	6.365	3.500	31.90	2.865	Game1	6.40
								Game2	6.33
6	4	UZB	ABDURAKHIMOVA Dilorom,DADAJONOVA Gulmira KURBANOVA Makhfuza	6.200	3.415	31.05	2.785	Game1	6.17
								Game2	6.23
7	7	UKR	ANDRIIENKO Mariia,ARBUZOVA Inna YEREMEIEVA Tetiana	6.080	3.330	30.40	2.750	Game1	6.10
								Game2	6.06

Poomsae Team [F]

PTF

NO.	NOC	Name
1	IRI	EBRAHIMI Zahra,KHODABANDEH Maryam,ZARE Fatemeh
2	TUR	GOKKAYA Ayse Gui,SAVAN Aslihan,YENIGUN Elif
3	KOR	KIM Heehwa,LEE Jin Young,PARK Hye Jeong
4	UZB	ABDURAKHIMOVA Dilorom,DADAJONOVA Gulmira,KURBANOVA Makhfuza
5	CHN	LI Yingyi,LIU Junna,WANG Ke
6	RUS	KUZNETSOVA Anastasia Sergeevna,NAUMENKO-KRAVCHENKO Daria,OVCHINNIKOVA Iuliia
7	UKR	ANDRIIENKO Mariia,ARBUZOVA Inna,YEREMEIEVA Tetiana

Medallists

As of FRI 28 JUL 2017 at 17:53

Medal	Name	NOC
GOLD	KARACA Ali	TUR - Turkey
SILVER	CHOI Hyeseong	KOR - Korea
BRONZE	AYVAZYAN Stepan	RUS - Russia
BRONZE	ZHENG Jiajun	CHN - China

Poomsae Individual [M]

PIM_Final

Final

Rank	NO.	NOC	Name	①Score	②Pre.	③Total	④Acc.	Game	Score
1	8	TUR	KARACA Ali	6.700	3.685	33.50	3.015	Game1	6.90
								Game2	6.50
2	7	KOR	CHOI Hyeseong	6.635	3.635	33.00	3.000	Game1	6.74
								Game2	6.53
3	6	RUS	AYVAZYAN Stepan	6.505	3.585	32.35	2.920	Game1	6.44
								Game2	6.57
4	5	CHN	ZHENG Jiajun	6.430	3.650	32.15	2.780	Game1	6.66
								Game2	6.20
5	4	TPE	SUN Shu-Liang	6.235	3.470	31.25	2.765	Game1	6.40
								Game2	6.07
6	2	IRI	KARAMI DOUROUDKHANI Hossein	6.020	3.470	30.15	2.550	Game1	6.27
								Game2	5.77
7	1	UKR	SEDOV Oleksii	5.900	3.400	29.15	2.500	Game1	5.80
								Game2	6.00
8	3	THA	MOONCHAN Kittiwut	5.830	3.330	29.20	2.500	Game1	6.10
								Game2	5.56

Poomsae Individual [M]

PIM

Semifinal

Rank	NO.	NOC	Name	①Score	②Pre.	③Total	④Acc.	Game	Score
1	2	TUR	KARACA Ali	6.850	4.000	34.40	2.850	Game1	7.13
								Game2	6.57
2	3	KOR	CHOI Hyeseong	6.835	3.935	34.45	2.900	Game1	6.97
								Game2	6.70
3	8	RUS	AYVAZYAN Stepan	6.680	3.830	33.20	2.850	Game1	6.80
								Game2	6.56
4	6	CHN	ZHENG Jiajun	6.535	3.835	32.80	2.700	Game1	7.03
								Game2	6.04
5	5	TPE	SUN Shu-Liang	6.215	3.515	30.75	2.700	Game1	6.23
								Game2	6.20
6	10	THA	MOONCHAN Kittiwut	6.105	3.520	30.65	2.585	Game1	6.27
								Game2	5.94
7	14	IRI	KARAMI DOUROUDKHANI Hossein	6.000	3.550	30.05	2.450	Game1	6.10
								Game2	5.90
8	11	UKR	SEDOV Oleksii	5.935	3.535	29.80	2.400	Game1	6.10
								Game2	5.77
9	12	VEN	GONZALEZ BRICENO Freddy Jose	5.880	3.415	29.55	2.465	Game1	5.90
								Game2	5.86
10	1	KAZ	RYSZHANOV Olzhas	5.845	3.480	29.40	2.365	Game1	6.16
								Game2	5.53
11	4	UZB	KHIDIROV Davron	5.385	3.300	27.50	2.085	Game1	5.53
								Game2	5.24
12	15	GRE	RENIERIS Stavros	5.300	3.115	26.10	2.185	Game1	5.57
								Game2	5.03
13	13	HKG	CHOW Chun Kin	5.095	3.080	25.30	2.015	Game1	5.23
								Game2	4.96
14	9	GER	DIRMEIER Marcel	4.900	2.935	24.50	1.965	Game1	5.20
								Game2	4.60
15	7	BRA	BIZERRA Anderson Amorim	4.400	2.835	21.75	1.565	Game1	4.63
								Game2	4.17

Poomsae Individual [M]

PIM

NO.	NOC	Name
1	KAZ	RYSZHANOV Olzhas
2	TUR	KARACA Ali
3	KOR	CHOI Hyeseong
4	UZB	KHIDIROV Davron
5	TPE	SUN Shu-Liang
6	CHN	ZHENG Jiajun
7	BRA	BIZERRA Anderson Amorim
8	RUS	AYVAZYAN Stepan
9	GER	DIRMEIER Marcel
10	THA	MOONCHAN Kittiwut
11	UKR	SEDOV Oleksii
12	VEN	GONZALEZ BRICENO Freddy Jose
13	HKG	CHOW Chun Kin
14	IRI	KARAMI DOUROUDKHANI Hossein
15	GRE	RENIERIS Stavros

Medallists

Medal	NOC	Name
GOLD	KOR - Korea	CHOI Hyeseong LIM Daeho WOO Changbeom
SILVER	TUR - Turkey	ATAMER Ibrahim CALISKAN Zeki KARACA Ali
BRONZE	CHN - China	ZHANG Yongdai ZHENG Jiajun ZHU Zhengjiao
BRONZE	RUS - Russia	AYVAZYAN Stepan DZHUMABAEV Suradzh KOVTUNOV Anton Vladimirovich

Poomsae Team [M]

PTM

Final

Rank	NO.	NOC	Name	①Score	②Pre.	③Total	④Acc.	Game	Score
1	4	KOR	CHOI Hyeseong,LEE Daeho WOO Changbeom	6.715	3.685	33.50	3.030	Game1	6.73
								Game2	6.70
2	1	TUR	ATAMER Ibrahim,CALISKAN Zeki KARACA Ali	6.530	3.630	32.95	2.900	Game1	6.53
								Game2	6.53
3	8	CHN	ZHANG Yongdai,ZHENG Jiajun ZHU Zhengjiao	6.500	3.550	32.40	2.950	Game1	6.43
								Game2	6.57
4	2	RUS	AYVAZYAN Stepan,DZHUMABAEV Suradzh KOVTUNOV Anton Vladimirovich	6.400	3.565	31.90	2.835	Game1	6.33
								Game2	6.47
5	7	TPE	HUANG Mao-Ying,LO Hung-Yi SUN Shu-Liang	6.230	3.415	31.05	2.815	Game1	6.13
								Game2	6.33
6	6	IRI	EISIVANDMOTALEBI Shahin,KARAMI DOUROUDKHANI Hossein MIRZAEI GIASH Teimour	6.220	3.450	31.20	2.770	Game1	6.14
								Game2	6.30
7	3	UKR	MAKARENKO Ihor,SALAMATIN Mykolai SEDOV Oleksii	6.150	3.415	30.65	2.735	Game1	6.10
								Game2	6.20
8	5	VEN	GONZALEZ BRICENO Freddy Jose,SANCHEZ SANCHEZ Yorlan SUAREZ GALENO Rafael Jose	5.600	3.120	28.35	2.480	Game1	5.50
								Game2	5.70

Poomsae Team [M]

PTM

NO.	NOC	Name
1	TUR	ATAMER Ibrahim,CALISKAN Zeki,KARACA Ali
2	RUS	AYVAZYAN Stepan,DZHUMABAEV Suradzh,KOVTUNOV Anton Vladimirovich
3	UKR	MAKARENKO Ihor,SALAMATIN Mykolai,SEDOV Oleksii
4	KOR	CHOI Hyeseong,LEE Daeho,WOO Changbeom
5	VEN	GONZALEZ BRICENO Freddy Jose,SANCHEZ SANCHEZ Yorlan,SUAREZ GALENO Rafael Jose
6	IRI	EISIVANDMOTALEBI Shahin,KARAMI DOUROUDKHANI Hossein,MIRZAEI GIASH Teimour
7	TPE	HUANG Mao-Ying,LO Hung-Yi,SUN Shu-Liang
8	CHN	ZHANG Yongdai,ZHENG Jiajun,ZHU Zhengjiao

Medallists

Medal	NOC	Name
GOLD	KOR - Korea	CHOI Hyeseong PARK Hye Jeong
SILVER	RUS - Russia	AYVAZYAN Stepan NAUMENKO-KRAVCHENKO Daria
BRONZE	TPE - Chinese Taipei	PENG Szu-Ting SUN Shu-Liang
BRONZE	TUR - Turkey	ATAMER Ibrahim SAVAN Aslihan

Poomsae Pair

PP_Final

Final

Rank	NO.	NOC	Name	①Score	②Pre.	③Total	④Acc.	Game	Score
1	8	KOR	CHOI Hyeseong,PARK Hye Jeong	7.020	3.850	34.70	3.170	Game1	7.00
								Game2	7.04
2	6	RUS	AYVAZYAN Stepan,NAUMENKO-KRAVCHENKO Daria	6.530	3.550	32.45	2.980	Game1	6.46
								Game2	6.60
3	7	TUR	ATAMER Ibrahim,SAVAN Aslihan	6.430	3.565	32.25	2.865	Game1	6.43
								Game2	6.43
4	4	TPE	PENG Szu-Ting,SUN Shu-Liang	6.420	3.500	31.65	2.920	Game1	6.40
								Game2	6.44
5	5	CHN	LIU Junna,ZHANG Yongdai	6.415	3.530	31.95	2.885	Game1	6.43
								Game2	6.40
6	3	IRI	EBRAHIMI Zahra,MIRZAEI GIASH Teimour	6.300	3.500	31.20	2.800	Game1	6.27
								Game2	6.33
7	2	UZB	KHIDIROV Davron,KURBANOVA Makhfuza	6.150	3.450	30.60	2.700	Game1	6.03
								Game2	6.27
8	1	UKR	SEDOV Oleksii,YEREMEIEVA Tetiana	6.015	3.400	29.90	2.615	Game1	5.87
								Game2	6.16

Poomsae Pair

PP

Semifinal

Rank	NO.	NOC	Name	①Score	②Pre.	③Total	④Acc.	Game	Score
1	3	KOR	CHOI Hyeseong,PARK Hye Jeong	6.735	3.735	33.90	3.000	Game1	6.70
								Game2	6.77
2	7	TUR	ATAMER Ibrahim,SAVAN Aslihan	6.585	3.670	33.05	2.915	Game1	6.57
								Game2	6.60
3	5	RUS	AYVAZYAN Stepan,NAUMENKO-KRAVCHENKO Daria	6.555	3.635	32.75	2.920	Game1	6.64
								Game2	6.47
4	2	CHN	LIU Junna,ZHANG Yongdai	6.450	3.600	32.20	2.850	Game1	6.47
								Game2	6.43
5	1	TPE	PENG Szu-Ting,SUN Shu-Liang	6.270	3.550	31.40	2.720	Game1	6.27
								Game2	6.27
6	8	IRI	EBRAHIMI Zahra,MIRZAEI GIASH Teimour	6.250	3.500	30.95	2.750	Game1	6.24
								Game2	6.26
7	6	UZB	KHIDIROV Davron,KURBANOVA Makhfuza	6.080	3.380	30.25	2.700	Game1	5.96
								Game2	6.20
8	4	UKR	SEDOV Oleksii,YEREMEIEVA Tetiana	5.815	3.250	28.90	2.565	Game1	5.76
								Game2	5.87
9	10	VEN	ORTEGA SALCEDO Stefani Maria,SUAREZ GALENO Rafael Jose	5.435	3.050	27.15	2.385	Game1	5.40
								Game2	5.47
	9	GHA	AMOAH Emmanuella Nyarkoh,DIABO Norris	DSQ				Game1	
								Game2	

Poomsae Pair

PP

NO.	NOC	Name
1	TPE	PENG Szu-Ting,SUN Shu-Liang
2	CHN	LIU Junna,ZHANG Yongdai
3	KOR	CHOI Hyeseong,PARK Hye Jeong
4	UKR	SEDOV Oleksii,YEREMEIEVA Tetiana
5	RUS	AYVAZYAN Stepan,NAUMENKO-KRAVCHENKO Daria
6	UZB	KHIDIROV Davron,KURBANOVA Makhfuza
7	TUR	ATAMER Ibrahim,SAVAN Aslihan
8	IRI	EBRAHIMI Zahra,MIRZAEI GIASH Teimour
9	GHA	AMOAH Emmanuella Nyarkoh,DIABO Norris
10	VEN	ORTEGA SALCEDO Stefani Maria,SUAREZ GALENO Rafael Jose

Medallists by event

As of SUN 30 JUL 2017 at 19:00

Event Name	Date	Medal	Name	NOC Code
Women	SAT 29 JUL 20	Gold	**RUSSIA** MIKHAILOVA Olga KARAVAEVA Anastasia Vitalyevna KOZHEVNIKOVA Ksenia SHLENKOVA Marina Olegovna BOL'SHAKOVA Tatyana Vladimirovna GAGARINA Svetlana Nikolaevna TOLSTOVA Elena Alexandrovna NAZINA Veronika Evgenyevna DEGTYAREVA Irina Viktorovna GOLOVINA Valentina KOZHEMYAKINA Yulia ANTONOVA Anna Andreevna NIKITINA Olga NIKULINA Margarita GAVRILASH Anzhela Georgievna ENDAKOVA Liubov SUNDUKOVA Olga Alexandrovna SAZHNOVA Vilena NIKITINA Nellya LUKINA Svetlana Sergeevna	RUS

Medallists by event

As of SUN 30 JUL 2017 at 19:00

Event Name	Date	Medal	Name	NOC Code
Women	SAT 29 JUL 20	Silver	**POLAND**	POL
			KOPINSKA Julia	
			KUZNIAK Izabela	
			JACYNA Ewa	
			KACZMARCZYK Agnieszka	
			JAGODZINSKA Alina	
			PRUSINOWSKA Paulina	
			DAMPC Karolina	
			LASICKA Klaudia	
			BOCKOWSKA Agnieszka	
			KACZMARCZYK Marta	
			ALTHOFF Emilia	
			NOWAK Krystyna	
			AUMIILLER Wiktoria	
			KULTYS Jolanta	
			KUSMIEREK Anna	
			ZALEWSKA Marta	
			LISCIOCH Ewa	
			WOJTKIEWICZ Karolina	
			HOFFA Katarzyna	
			DAMPC Agata	
			SIWEK Justyna	
			KACZMARCZYK Joanna	

Medallists by event

As of SUN 30 JUL 2017 at 19:00

Event Name	Date	Medal	Name	NOC Code
Women	FRI 28 JUL 201	Bronze	**BRAZIL** FALKEVICZ Fernanda SILVA Mariana Gomes RIBEIRO Carolina Matos WONS Vaneza KREBS Stefany SOUZA Suzana Alves PIRES Andressa Trevine GONCALVES Vanderleia Barbosa POLESKI Josiane Maria BRIZOLA Laelen Cassia NEVES Lara Geovana KAISER Aline Cristina SILVA Soraia Gomes RODRIGUES Joyce de Lima VANELLI Irozina Rauen JESUS Luana de SOUZA Deborah Dias SILVA Marina de Moraes	BRA

Medallists by event

As of SUN 30 JUL 2017 at 19:00

Event Name	Date	Medal	Name	NOC Code
Men	SUN 30 JUL 20	Gold	**TURKEY**	TUR
			MERT Ersin	
			KIRISCI Melih	
			BASARAN Serhat	
			AYDENIZ Orhan	
			BALCI Soner	
			EROL Hakan	
			KURT Hakan	
			SIMSEK Murat	
			KILIC Kasim	
			SU Esref Metin	
			ER Huseyin	
			KARACA Seyit	
			OZESER Janbert	
			SAHIN Yunus	
			SASMAZ Mustafa	
			ALKAN Tolga	
			SERT Mehmet	
			DALKIRAN Ali	
			KAYA Firat	
			AKTAS Mahmut	
			SUNMEZ Imamettin	
			ACAR Mustafa	

Medallists by event

As of SUN 30 JUL 2017 at 19:00

Event Name	Date	Medal	Name	NOC Code
Men	SUN 30 JUL 20	Silver	**UKRAINE**	UKR
			FROLOV Serhiy	
			PRYCHYNA Rodion	
			SOTNIKOV Andrii	
			PUSTOVIT Viktor	
			VALCHUK Volodymyr	
			RIY Volodymyr	
			NEVENCHENKO Dmytro	
			STATIVKA Oleksii	
			VERESHCHAKA Oleksandr	
			REUTOV Ihor	
			UKRAINETS Dmytro	
			SHOTURMA Ihor	
			MCHEDLISHVILI Shalva	
			VOICHENKO Kostyantyn	
			SOBCHENKO Andrii	
			BAYEV Sergiy	
			BIELOUSOV Dmytro	
			OLENYCH Oleksandr	
			BRAGIN Viacheslav	

Medallists by event

As of SUN 30 JUL 2017 at 19:00

Event Name	Date	Medal	Name	NOC Code
Men	SAT 29 JUL 20	Bronze	**EGYPT**	EGY
			MEKAWI Said Anwar Mahmoud	
			SABER Mohamed	
			ELHENDAWY Reda Abdelwahab	
			ALY Tarek Ahmed	
			ABDEL SALAM Abdel Salam Ibrahim	
			EL SAYED Mohamed	
			GAD Hatem Abdelwadoud	
			ELAWADY Mahmoud Ahmed	
			FARIZ Mostafa	
			AHMED Mohamed Mahmoud	
			KHALIFA Mostafa Abdelrahman	
			ABDELHAMID Elsayed	
			HAMED ABDELHAY Mohamed Abdelhamed	
			YASSEIN Hamada	
			HELAL Mohamed Ahmed Abdou	
			AHMED Eslam	
			ELBANA Hossam Maher	
			ABDELRAHMAN Ahmed Mansour	
			EMAD Ahmed Saber	
			NASSER Omar	
			SABER Gamal Elsayed	
			ABOUELELA Mohamed Ahmed	

Competition Schedule

As of THU 27 JUL 2017

Date	Start Time	Estimated Finish Time	Teams	Gender	Phase	Game No.	Venue
TUE 18 JUL 2017	10:00	11:45	GBR - POL	Women	Preliminary Group A	3	Carsamba Stadium
	10:00	11:45	RUS - CHN	Women	Preliminary Group A	2	Bafra Stadium
	10:00	11:45	TUR - BRA	Women	Preliminary Group A	1	19 Mayis Stadium
WED 19 JUL 2017					REST DAY		
	10:00	11:45	EGY - VEN	Men	Preliminary Group A	4	Bafra Stadium
	10:00	11:45	ITA - ARG	Men	Preliminary Group C	6	19 Mayis Stadium
	10:00	11:45	UKR - JPN	Men	Preliminary Group C	5	Carsamba Stadium
	16:00	17:45	FRA - NGR	Men	Preliminary Group B	7	Bafra Stadium
	16:00	17:45	GBR - BRA	Men	Preliminary Group D	8	Carsamba Stadium
	16:00	17:45	RUS - KOR	Men	Preliminary Group D	7	19 Mayis Stadium
	20:00	21:45	TUR - KSA	Men	Preliminary Group A	10	19 Mayis Stadium
	20:00	21:45	GER - IRI	Men	Preliminary Group B	11	Bafra Stadium
THU 20 JUL 2017					REST DAY		
	18:00	19:45	CHN - TUR	Women	Preliminary Group A	12	19 Mayis Stadium
	18:00	19:45	GBR - BRA	Women	Preliminary Group A	14	Carsamba Stadium
	18:00	19:45	POL - RUS	Women	Preliminary Group A	13	Bafra Stadium
FRI 21 JUL 2017					REST DAY		
	10:00	11:45	GER - FRA	Men	Preliminary Group B	17	19 Mayis Stadium
	10:00	11:45	IRI - NGR	Men	Preliminary Group B	15	Carsamba Stadium
	10:00	11:45	KOR - BRA	Men	Preliminary Group D	16	Bafra Stadium
	16:00	17:45	KSA - VEN	Men	Preliminary Group A	18	Carsamba Stadium
	16:00	17:45	JPN - ARG	Men	Preliminary Group C	20	19 Mayis Stadium
	16:00	17:45	UKR - ITA	Men	Preliminary Group C	19	Bafra Stadium
	20:00	21:45	TUR - EGY	Men	Preliminary Group A	21	19 Mayis Stadium
	20:00	21:45	RUS - GBR	Men	Preliminary Group D	22	Bafra Stadium
SAT 22 JUL 2017					REST DAY		
	18:00	19:45	CHN - BRA	Women	Preliminary Group A	25	Carsamba Stadium
	18:00	19:45	RUS - GBR	Women	Preliminary Group A	24	19 Mayis Stadium
	18:00	19:45	TUR - POL	Women	Preliminary Group A	23	Bafra Stadium
SUN 23 JUL 2017					REST DAY		
	10:00	11:45	EGY - KSA	Men	Preliminary Group A	27	19 Mayis Stadium
	10:00	11:45	VEN - TUR	Men	Preliminary Group A	26	Carsamba Stadium
	15:00	16:45	FRA - IRI	Men	Preliminary Group B	28	Carsamba Stadium
	15:00	16:45	NGR - GER	Men	Preliminary Group B	29	Bafra Stadium
	18:00	19:45	ARG - UKR	Men	Preliminary Group C	31	Bafra Stadium
	18:00	19:45	ITA - JPN	Men	Preliminary Group C	30	Carsamba Stadium
	21:00	22:45	BRA - RUS	Men	Preliminary Group D	33	Bafra Stadium
	21:00	22:45	GBR - KOR	Men	Preliminary Group D	32	19 Mayis Stadium
MON 24 JUL 2017					REST DAY		
	18:00	19:45	BRA - RUS	Women	Preliminary Group A	35	Bafra Stadium
	18:00	19:45	GBR - TUR	Women	Preliminary Group A	34	Carsamba Stadium
	18:00	19:45	POL - CHN	Women	Preliminary Group A	36	19 Mayis Stadium
TUE 25 JUL 2017					REST DAY		
	16:00	17:45	TUR - IRI	Men	Quarter-finals	37	19 Mayis Stadium
	16:00	17:45	GER - EGY	Men	Quarter-finals	38	Bafra Stadium
	20:00	21:45	ITA - GBR	Men	Quarter-finals	39	19 Mayis Stadium
	20:00	21:45	RUS - UKR	Men	Quarter-finals	40	Bafra Stadium

Competition Schedule

As of THU 27 JUL 2017

Date	Start Time	Estimated Finish Time	Teams	Gender	Phase	Game No.	Venue
WED 26 JUL 2017					REST DAY		
	18:00	19:45	CHN - GBR	Women	Preliminary Group A	42	Bafra Stadium
	18:00	19:45	POL - BRA	Women	Preliminary Group A	43	Carsamba Stadium
	18:00	19:45	TUR - RUS	Women	Preliminary Group A	41	19 Mayis Stadium
THU 27 JUL 2017					REST DAY		
	10:00	11:45	IRI - GBR	Men	Semifinals 5-8	44	Bafra Stadium
	10:00	11:45	GER - RUS	Men	Semifinals 5-8	45	Carsamba Stadium
	16:00	17:45	TUR - ITA	Men	Semi-finals	46	19 Mayis Stadium
	20:00	21:45	EGY - UKR	Men	Semi-finals	47	19 Mayis Stadium
FRI 28 JUL 2017					REST DAY		
	17:00	18:45	TUR - CHN	Women	Final 5th-6th Place	48	Bafra Stadium
	20:00	21:45	BRA - GBR	Women	Bronze-medal Match	49	19 Mayis Stadium
SAT 29 JUL 2017	10:00	11:45	GBR - GER	Men	Final 5th-6th Place	50	Bafra Stadium
	10:00	11:45	IRI - RUS	Men	Final 7th-8th Place	51	Carsamba Stadium
	17:00	18:45	ITA - EGY	Men	Bronze-medal Match	52	19 Mayis Stadium
	21:00	22:45	POL - RUS	Women	Gold-medal Match	53	19 Mayis Stadium
SUN 30 JUL 2017	16:00	17:45	TUR - UKR	Men	Gold-medal Match	54	19 Mayis Stadium

LEGEND

L Loser **No.** Number **No.** Number **W** Winner

Team Roster

As of MON 17 JUL 2017 at 09:34

BRA - Brazil

No.	Name	Shirt Name	Pos	Height	Date of Birth	Age
1	FALKEVICZ Fernanda	FALKEVICZ	GK		27 OCT 1998	19
2	SILVA Mariana Gomes	SILVA			5 MAY 1993	24
3	RIBEIRO Carolina Matos	RIBEIRO			19 MAR 1995	22
4	WONS Vaneza	WONS			16 SEP 1992	25
5	KREBS Stefany	KREBS			19 MAY 1998	19
6	SOUZA Suzana Alves	SOUZA			31 OCT 1998	19
7	PIRES Andressa Trevine	PIRES			3 APR 1995	22
8	GONCALVES Vanderleia Barbosa	GONCALVES			28 JUN 1983	34
9	POLESKI Josiane Maria	POLESKI			27 AUG 1986	31
10	BRIZOLA Laelen Cassia	BRIZOLA			10 MAR 1995	22
11	NEVES Lara Geovana	NEVES			25 OCT 1992	25
13	KAISER Aline Cristina	KAISER			14 JAN 1992	25
14	SILVA Soraia Gomes	SILVA			31 JUL 1990	27
15	RODRIGUES Joyce de Lima	RODRIGUES			9 MAY 1999	18
16	VANELLI Irozina Rauen	VANELLI			29 MAR 1990	27
17	JESUS Luana de	JESUS			18 JUN 1998	19
18	SOUZA Deborah Dias	SOUZA			15 JAN 1983	34
22	SILVA Marina de Moraes	SILVA	GK		11 MAR 1982	35
		Team averages				24.8

Coach	BITENCOURT William Pires (BRA)	**Team Color**	**Shirts**	**Shorts**	**Socks**
Assistant Coach	DA SILVA Vanderlan		1stYellow		
Team Official	GONCALVES Luciano		2ndBlue		

LEGEND

DF Defender **FW** Forward **GK** Goalkeeper **MF** Midfielder **Pos** Position

Team Roster

As of MON 17 JUL 2017 at 09:34

CHN - China

No.	Name	Shirt Name	Pos	Height	Date of Birth	Age
1	CHEN Zhihui	CHEN	GK		2 AUG 1994	23
2	HUANG Qiaoming	HUANG			25 MAR 2001	16
3	FU Xiaojing	FU			5 DEC 1992	24
4	LIN Huaqian	LIN			12 JAN 1998	19
5	OU Xiaojuan	OU			6 JUN 1998	19
6	HUANG Cancan	HUANG			21 MAR 2002	15
7	LI Xiaojuan	LI			8 JUN 1991	26
8	ZHU Ningning	ZHU			11 SEP 1998	18
9	ZHENG Meimei	ZHENG			24 JUL 1999	18
10	CHEN Chi	CHEN			30 JAN 1996	21
11	WANG Liuqing	WANG			29 SEP 1996	21
12	XU Qinqin	XU			7 NOV 1999	17
13	TANG Yuanxin	TANG	GK		14 SEP 2000	17
14	DENG Tingting	DENG			27 DEC 1998	19
15	LIANG Yanwan	LIANG			18 JAN 2001	16
16	ZHANG Xinxin	ZHANG			25 JAN 1999	18
18	WANG Yafei	WANG			6 OCT 1998	18
		Team averages				19.1

Coach	ZHENG Guodong (CHN)	**Team Color**	**Shirts**	**Shorts**	**Socks**
Assistant Coach	HUANG Haigui		1stRed		
			2ndWhite		

LEGEND

DF Defender **FW** Forward **GK** Goalkeeper **MF** Midfielder **Pos** Position

Team Roster

As of MON 17 JUL 2017 at 09:34

GBR - Great Britain

No.	Name	Shirt Name	Pos	Height	Date of Birth	Age
1	MALLARD Rachel	MALLARD	GK		15 APR 1996	21
2	BROWN Emma	BROWN			29 SEP 1992	25
3	HIBBETT Debbie	HIBBETT			30 MAY 1991	26
4	EVANS Jennifer	EVANS			3 DEC 1998	18
5	STANCLIFFE Claire Louise	STANCLIFFE			11 APR 1989	28
6	PUSHPALINGHAM Lhathini Lucindha	PUSHPALINGHAM			24 JAN 1991	26
7	WILCOCK Caroline	WILCOCK			20 NOV 1975	42
8	BUSH Alexandra	BUSH			13 JAN 1999	18
9	TOAL Ceara	TOAL			6 SEP 1988	28
10	PRESTON Olivia	PRESTON			19 OCT 1999	18
11	TOBIN Mandy Louise	TOBIN			28 OCT 1988	29
12	RIPLEY Molly	RIPLEY	GK		22 JUL 2000	17
13	O'BRIEN Helen	O'BRIEN			27 JAN 1998	19
14	PAGE Sarah Jane	PAGE			10 FEB 1991	26
16	BRIDEN Victoria	BRIDEN			31 JUL 1990	27
17	LEAVETT Grace	LEAVETT			6 FEB 2001	16
18	MALIN April Lee	MALIN			15 FEB 1993	24
19	HOGAN Louise Mary	HOGAN			16 AUG 1994	23
20	MYRIE Naomi	MYRIE			13 JUN 1992	25
		Team averages				24.0

Coach	GWYNN Christopher (GBR)	**Team Color**	**Shirts**	**Shorts**	**Socks**
Assistant Coach	PRICE Christopher		1stWhite		
			2ndBlue		

LEGEND

DF Defender **FW** Forward **GK** Goalkeeper **MF** Midfielder **Pos** Position

Team Roster

As of MON 17 JUL 2017 at 09:34

POL - Poland

No.	Name	Shirt Name	Pos	Height	Date of Birth	Age
1	KOPINSKA Julia	KOPINSKA	GK		29 JUN 1998	19
2	KUZNIAK Izabela	KUZNIAK			3 AUG 2000	16
3	JACYNA Ewa	JACYNA			14 JAN 1988	29
4	KACZMARCZYK Agnieszka	KACZMARCZYK			1 JAN 1986	31
5	JAGODZINSKA Alina	JAGODZINSKA			11 JUN 1992	25
6	PRUSINOWSKA Paulina	PRUSINOWSKA			24 JUN 1989	28
7	DAMPC Karolina	DAMPC			22 JUL 2000	17
8	LASICKA Klaudia	LASICKA			23 APR 1996	21
9	BOCKOWSKA Agnieszka	BOCKOWSKA			4 DEC 1991	25
10	KACZMARCZYK Marta	KACZMARCZYK			15 SEP 1993	24
11	ALTHOFF Emilia	ALTHOFF			21 APR 1987	30
12	NOWAK Krystyna	NOWAK	GK		26 FEB 1982	35
13	AUMIILLER Wiktoria	AUMIILLER			22 OCT 1996	21
14	KULTYS Jolanta	KULTYS			27 APR 1990	27
15	KUSMIEREK Anna	KUSMIEREK			7 MAY 1990	27
16	ZALEWSKA Marta	ZALEWSKA			20 JUN 1989	28
17	LISCIOCH Ewa	LISCIOCH			30 OCT 1999	18
18	WOJTKIEWICZ Karolina	WOJTKIEWICZ			6 JAN 1993	24
19	HOFFA Katarzyna	HOFFA			19 JUN 1992	25
20	DAMPC Agata	DAMPC			14 AUG 2002	15
21	SIWEK Justyna	SIWEK			30 JUL 1989	28
22	KACZMARCZYK Joanna	KACZMARCZYK			19 DEC 1985	32
		Team averages				24.8

Coach	OPACZEWSKI Aleksander (POL)	**Team Color**	**Shirts**	**Shorts**	**Socks**
Assistant Coach	RAFALSKA Katarszyna		1stWhite		
			2ndRed		
Physiotherapist	MAJEWSKI Jakub				

LEGEND

DF Defender **FW** Forward **GK** Goalkeeper **MF** Midfielder **Pos** Position

KRONOS

Team Roster

As of MON 17 JUL 2017 at 09:34

RUS - Russia

No.	Name	Shirt Name	Pos	Height	Date of Birth	Age
1	MIKHAILOVA Olga	MIKHAILOVA	GK		18 JUN 1987	30
2	KARAVAEVA Anastasia Vitalyevna	KARAVAEVA			23 AUG 1998	19
4	KOZHEVNIKOVA Ksenia	KOZHEVNIKOVA			6 MAR 1986	31
5	SHLENKOVA Marina Olegovna	SHLENKOVA			9 DEC 1984	32
6	BOL'SHAKOVA Tatyana Vladimirovna	BOL'SHAKOVA			11 AUG 1985	31
7	GAGARINA Svetlana Nikolaevna	GAGARINA			30 JUL 1984	33
8	TOLSTOVA Elena Alexandrovna	TOLSTOVA			5 DEC 1985	31
9	NAZINA Veronika Evgenyevna	NAZINA			22 AUG 1985	32
10	DEGTYAREVA Irina Viktorovna	DEGTYAREVA			10 JUL 1977	40
11	GOLOVINA Valentina	GOLOVINA			3 NOV 1998	18
12	KOZHEMYAKINA Yulia	KOZHEMYAKINA			30 MAR 1986	31
14	ANTONOVA Anna Andreevna	ANTONOVA			6 AUG 1994	22
15	NIKITINA Olga	NIKITINA			9 FEB 1996	21
16	NIKULINA Margarita	NIKULINA			24 NOV 1989	28
17	GAVRILASH Anzhela Georgievna	GAVRILASH			1 DEC 1989	27
18	ENDAKOVA Liubov	ENDAKOVA	GK		2 JUN 1987	30
19	SUNDUKOVA Olga Alexandrovna	SUNDUKOVA			24 MAR 1996	21
20	SAZHNOVA Vilena	SAZHNOVA			7 JUL 1995	22
21	NIKITINA Nellya	NIKITINA			4 MAR 1994	23
22	LUKINA Svetlana Sergeevna	LUKINA			13 MAR 1988	29
		Team averages				27.6

Coach	SHLENKOV Mikhail (RUS)	**Team Color**	**Shirts**	**Shorts**	**Socks**
Assistant Coach	FRENKEL Iakov		1stWhite		
			2ndRed		
Doctor	KUZNETSOV Sergey				

LEGEND

DF Defender **FW** Forward **GK** Goalkeeper **MF** Midfielder **Pos** Position

GENÇLİK VE SPOR BAKANLIĞI
TÜRKİYE MİLLİ OLİMPİYAT KOMİTESİ
T.C. SAMSUN VALİLİĞİ
ONDOKUZ MAYIS ÜNİVERSİTESİ
SAMSUN BÜYÜKŞEHİR BELEDİYESİ
KRONOS
DEAFLYMPICS

Team Roster

As of MON 17 JUL 2017 at 09:34

TUR - Turkey

No.	Name	Shirt Name	Pos	Height	Date of Birth	Age
1	KAVLAK Fatma	KAVLAK	GK		23 MAR 1991	26
2	DELLAL Sadiye	DELLAL			12 SEP 1999	17
3	DOGRUYOL Busra	DOGRUYOL			4 FEB 1997	20
4	TURK Emine	TURK			17 APR 2000	17
5	DURAN Kardelen	DURAN			15 FEB 1997	20
6	CEVIKALP Bahar Yalcin	CEVIKALP			7 SEP 1991	25
7	AKTAS Ozlem	AKTAS			15 JUL 2001	16
8	KARA Irem Fatma	KARA			23 JUN 1998	19
9	YESILYURT Raziye	YESILYURT			6 AUG 1998	18
10	DEMIR Berfin	DEMIR			12 FEB 1998	19
11	MERDIVAN Sumeyye	MERDIVAN			11 JUN 1995	22
12	DEVELI Muslume	DEVELI	GK		22 JAN 1998	19
13	DONMEZ Yasemin	DONMEZ			30 AUG 1988	29
14	SAHIN Rabiya	SAHIN			7 JUN 1998	19
15	ERDOGMUS Rabia	ERDOGMUS			15 MAY 2001	16
16	DEDEOGLU Perihan Derya	DEDEOGLU			19 JAN 1996	21
17	ARI Aysegul	ARI			15 MAR 2000	17
18	OMUR Elif	OMUR			28 FEB 1998	19
19	CAPAKLI Fatma	CAPAKLI			23 JUN 2000	17
20	YAREN Su	YAREN			25 JUN 2000	17
21	CEKIC Berna	CEKIC			14 MAR 1996	21
22	SALEHEIN Esra	SALEHEIN	GK		25 OCT 1990	27
		Team averages				20.0

Coach	AL Firat (TUR)	**Team Color**	**Shirts**	**Shorts**	**Socks**
Assistant Coach	BEDIRKURUM Yasin		1stWhite		
Team Official	ALTINEL Enver Sedat		2ndRed		
Physiotherapist	GEZER Yasemin				

LEGEND

DF Defender **FW** Forward **GK** Goalkeeper **MF** Midfielder **Pos** Position

Medallists

As of SAT 29 JUL 2017 at 23:45

Gold	Silver	Bronze
RUS - Russia	**POL - Poland**	**BRA - Brazil**
1 MIKHAILOVA Olga	1 KOPINSKA Julia	1 FALKEVICZ Fernanda
2 KARAVAEVA Anastasia Vitalyevna	2 KUZNIAK Izabela	2 SILVA Mariana Gomes
4 KOZHEVNIKOVA Ksenia	3 JACYNA Ewa	3 RIBEIRO Carolina Matos
5 SHLENKOVA Marina Olegovna	4 KACZMARCZYK Agnieszka	4 WONS Vaneza
6 BOL'SHAKOVA Tatyana Vladimirovna	5 JAGODZINSKA Alina	5 KREBS Stefany
7 GAGARINA Svetlana Nikolaevna	6 PRUSINOWSKA Paulina	6 SOUZA Suzana Alves
8 TOLSTOVA Elena Alexandrovna	7 DAMPC Karolina	7 PIRES Andressa Trevine
9 NAZINA Veronika Evgenyevna	8 LASICKA Klaudia	8 GONCALVES Vanderleia Barbosa
10 DEGTYAREVA Irina Viktorovna	9 BOCKOWSKA Agnieszka	9 POLESKI Josiane Maria
11 GOLOVINA Valentina	10 KACZMARCZYK Marta	10 BRIZOLA Laelen Cassia
12 KOZHEMYAKINA Yulia	11 ALTHOFF Emilia	11 NEVES Lara Geovana
14 ANTONOVA Anna Andreevna	12 NOWAK Krystyna	13 KAISER Aline Cristina
15 NIKITINA Olga	13 AUMIILLER Wiktoria	14 SILVA Soraia Gomes
16 NIKULINA Margarita	14 KULTYS Jolanta	15 RODRIGUES Joyce de Lima
17 GAVRILASH Anzhela Georgievna	15 KUSMIEREK Anna	16 VANELLI Irozina Rauen
18 ENDAKOVA Liubov	16 ZALEWSKA Marta	17 JESUS Luana de
19 SUNDUKOVA Olga Alexandrovna	17 LISCIOCH Ewa	18 SOUZA Deborah Dias
20 SAZHNOVA Vilena	18 WOJTKIEWICZ Karolina	22 SILVA Marina de Moraes
21 NIKITINA Nellya	19 HOFFA Katarzyna	
22 LUKINA Svetlana Sergeevna	20 DAMPC Agata	
	21 SIWEK Justyna	
	22 KACZMARCZYK Joanna	

GENÇLİK VE SPOR BAKANLIĞI
TÜRKİYE MİLLİ OLİMPİYAT KOMİTESİ
T.C. SAMSUN VALİLİĞİ
SAMSUN BÜYÜKŞEHİR BELEDİYESİ
ONDOKUZ MAYIS ÜNİVERSİTESİ
KRONOS
DEAFLYMPICS

Brackets

As of SAT 29 JUL 2017 at 23:45

Finals

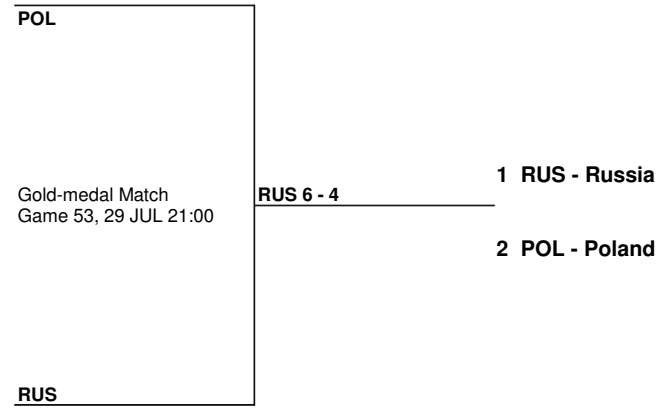

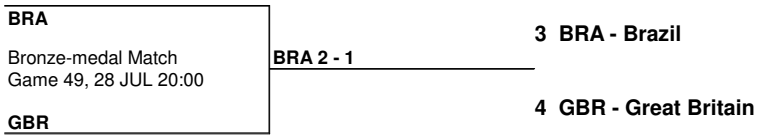

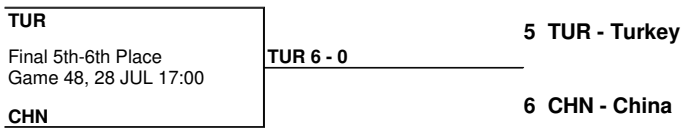

SAT 29 JUL 2017
Start Time 21:00
Game Duration: 02:44

Match Report
POL vs RUS
2:2 AET (2:2, 1:2) 2:4 PSO

Referee: Pedro COSTA (POR)
Assistant Referee: Hasan ERDOGAN (TUR)
Assistant Referee: GÜMRÜKÇÜOGLU T. (TUR)
4th Official: Gökhan ÖZBULUT (TUR)
Referee Observer: Faruk SERTAKAN (TUR)

Goal Scored:

GAGARINA (RUS) 19' Action Goal, SIWEK (POL) 27' Penalty Goal, GAGARINA (RUS) 30' Penalty Goal, KACZMARCZYK (POL) 53' Action Goal

POL - Poland

[1]	KOPINSKA Julia	(GK)
[3]	JACYNA Ewa	
[4]	KACZMARCZYK Agnieszka	
[6]	PRUSINOWSKA Paulina	
[9]	BOCKOWSKA Agnieszka	
[10]	KACZMARCZYK Marta	
[11]	ALTHOFF Emilia	
[13]	AUMIILLER Wiktoria	
[17]	LISCIOCH Ewa	(-69')
[21]	SIWEK Justyna	
[22]	KACZMARCZYK	(C) (-120'+1')

Substitutes

[2]	KUZNIAK Izabela	(+120'+1')
[5]	JAGODZINSKA Alina	
[7]	DAMPC Karolina	
[12]	NOWAK Krystyna	(GK)
[15]	KUSMIEREK Anna	(+69')
[16]	ZALEWSKA Marta	

Coach OPACZEWSKI Aleksander (POL)

RUS - Russia

[1]	MIKHAILOVA Olga	(GK)
[2]	KARAVAEVA	
[5]	SHLENKOVA Marina Olegovna	
[6]	BOL'SHAKOVA	(-109')
[7]	GAGARINA	(C)
[8]	TOLSTOVA	(-86')
[10]	DEGTYAREVA Irina Viktorovna	
[12]	KOZHEMYAKINA Yulia	
[14]	ANTONOVA Anna Andreevna	
[15]	NIKITINA Olga	
[21]	NIKITINA Nellya	(-58')

Substitutes

[4]	KOZHEVNIKOVA Ksenia	(+86')
[9]	NAZINA	(+58')
[11]	GOLOVINA Valentina	(+109')
[16]	NIKULINA Margarita	
[17]	GAVRILASH Anzhela Georgievna	
[18]	ENDAKOVA Liubov	(GK)
[19]	SUNDUKOVA Olga Alexandrovna	
[20]	SAZHNOVA Vilena	
[22]	LUKINA Svetlana Sergeevna	

Coach SHLENKOV Mikhail (RUS)

Cautions:

MIKHAILOVA (RUS) 26' , AUMIILLER (POL) 29' , LUKINA (RUS) 96'

Expulsions:

Additional Time:

1st Half: 1 min., 2nd Half: 3 min., 1st Extra Time: 1 min., 2nd Extra Time: 3 min.

Penalty shoot-out

POL - Poland			RUS - Russia		
21 SIWEK Justyna	SAVED	0 - 0	12 KOZHEMYAKINA Yulia	GOAL	0 - 1

SAT 29 JUL 2017
Start Time 21:00
Game Duration: 02:44

Match Report
POL vs RUS
2:2 AET (2:2, 1:2) 2:4 PSO

11	ALTHOFF Emilia	GOAL	1 - 1	14	ANTONOVA Anna Andreevna	GOAL	1 - 2
15	KUSMIEREK Anna	SAVED	1 - 2	11	GOLOVINA Valentina	GOAL	1 - 3
6	PRUSINOWSKA Paulina	GOAL	2 - 3	4	KOZHEVNIKOVA Ksenia	GOAL	2 - 4

SAT 29 JUL 2017
Start Time 21:00
Game Duration: 02:44

Match Report
POL vs RUS
2:2 AET (2:2, 1:2) 2:4 PSO

POL - Poland	STATISTICS	RUS - Russia
15	Shots	19
7	Shots on Goal	11
13	Fouls	15
7	Corner Kicks	7
15	Free Kicks	19
1	Penalty Kicks	1
6	Offsides	0
0	Own Goals	0
1	Yellow Cards (Cautions)	2
0	Expulsions (2nd Yellow)	0
0	Red Cards (Expulsions)	0
14%	Ball Possession	86
24	Actual Playing Time	143

POL - Poland

No.	Name	Pos	Min	GF	GA	SG/S	PK	Fouls		Y	Red Cards	
								FC	FS		2Y=R	R
1	KOPINSKA Julia	GK	128		2				1			
3	JACYNA Ewa		128					1	1			
4	KACZMARCZYK Agnieszka		128						1			
6	PRUSINOWSKA Paulina		128					4	2			
9	BOCKOWSKA Agnieszka		128			1/2						
10	KACZMARCZYK Marta		128	1		3/5		4	1			
11	ALTHOFF Emilia		128						1			
13	AUMIILLER Wiktoria		128			1/3		2	2	1		
17	LISCIOCH Ewa		69			0/2			1			
21	SIWEK Justyna		128	1		2/3	1/1					
22	KACZMARCZYK Joanna (C)		126					1				
Substitutes												
2	KUZNIAK Izabela		2									
15	KUSMIEREK Anna		59					1	3			
			Totals	2	2	7/15	1/1	13	13	1		

RUS - Russia

No.	Name	Pos	Min	GF	GA	SG/S	PK	Fouls		Y	Red Cards	
								FC	FS		2Y=R	R
1	MIKHAILOVA Olga	GK	128		2			1		1		
2	KARAVAEVA		128					2	1			
5	SHLENKOVA Marina Olegovna		128			1/1		2	2			
6	BOL'SHAKOVA		113			1/2		1	3			
7	GAGARINA (C)		128	2		2/2	1/1		1			
8	TOLSTOVA Elena Alexandrovna		87			0/1			1			
10	DEGTYAREVA Irina Viktorovna		128			1/2		2				
12	KOZHEMYAKINA Yulia		128					1				
14	ANTONOVA Anna Andreevna		128			2/4		2	2			
15	NIKITINA Olga		128			1/3		2	1			
21	NIKITINA Nellya		58									
Substitutes												
4	KOZHEVNIKOVA Ksenia		41			1/1		1				
9	NAZINA Veronika Evgenyevna		70			0/1		1	1			
11	GOLOVINA Valentina		15			2/2						
			Totals	2	2	11/19	1/1	15	12	2		

SAT 29 JUL 2017
Start Time 21:00
Game Duration: 02:44

Match Report
POL vs RUS
2:2 AET (2:2, 1:2) 2:4 PSO

LEGEND											
(C)	Captain	**+nn**	Time when player substi	**2Y=**	2nd Yellow = Red Card	**AET**	After Extra Time	**DF**	Defender
FC	Fouls Committed	**FS**	Fouls Suffered	**FW**	Forward	**GA**	Goals Against	**GF**	Goals for
GK	Goalkeeper	**MF**	Midfielder	**Min**	Minutes Played	**-nn**	Time when player substi	**PK**	Penalty Kicks (Goals/Sh
PSO	Penalty Shoot-out	**R**	Red Cards (Expulsions)	**SG/**	Shots on Goal/Shots	**Y**	Yellow Card		

SAT 29 JUL 2017
Start Time 21:00
Game Duration: 02:44

Play by Play

POL vs RUS

2:2 AET (2:2, 1:2) 2:4 PSO

Teams:

POL	**1 KOPINSKA Julia**	**3 JACYNA Ewa**	**4 KACZMARCZYK Agnieszka**	**6 PRUSINOWSKA Paulina**
	9 BOCKOWSKA Agnieszka	**10 KACZMARCZYK Marta**	**11 ALTHOFF Emilia**	**13 AUMIILLER Wiktoria**
	17 LISCIOCH Ewa	**21 SIWEK Justyna**	**22 KACZMARCZYK Joanna**	2 KUZNIAK Izabela
	15 KUSMIEREK Anna			
RUS	**1 MIKHAILOVA Olga**	**2 KARAVAEVA**	**5 SHLENKOVA Marina Olegov**	**6 BOL'SHAKOVA**
	7 GAGARINA Svetlana Nikolae	**8 TOLSTOVA Elena Alexandro**	**10 DEGTYAREVA Irina Viktorov**	**12 KOZHEMYAKINA Yulia**
	14 ANTONOVA Anna Andreevn	**15 NIKITINA Olga**	**21 NIKITINA Nellya**	4 KOZHEVNIKOVA Ksenia
	9 NAZINA Veronika Evgenyevn	11 GOLOVINA Valentina		

1st Half

Game Tim	POL - Poland	Score	Diff	RUS - Russia
	1 KOPINSKA Starting goalkeeper			
				1 MIKHAILOVA Starting goalkeeper
5'	21 SIWEK Action Shot Missed			
6'	10 KACZMARCZYK Head Shot Saved			
6'				1 MIKHAILOVA Head Shot Saved
7'	17 LISCIOCH Off-side			
9'	10 KACZMARCZYK Foul committed			5 SHLENKOVA Foul suffered
12'	10 KACZMARCZYK Action Shot Missed			
13'	17 LISCIOCH Action Shot Blocked			
13'				7 GAGARINA Action Shot Blocked
14'	13 AUMIILLER Action Shot Missed			
16'				14 ANTONOVA Foul committed
17'	3 JACYNA Foul committed			15 NIKITINA Foul suffered
18'				8 TOLSTOVA Action Shot Missed
19'	10 KACZMARCZYK Foul committed			14 ANTONOVA Foul suffered
19'		2-5	-3	7 GAGARINA Action Goal
22'	6 PRUSINOWSKA Corner			
22'	17 LISCIOCH Off-side			
23'	17 LISCIOCH Off-side			
24'	13 AUMIILLER Foul suffered			1 MIKHAILOVA Foul committed
26'				1 MIKHAILOVA Yellow Card
27'	21 SIWEK Penalty Goal	3-5	-2	
28'	10 KACZMARCZYK Foul committed			2 KARAVAEVA Foul suffered
29'	13 AUMIILLER Yellow Card			
29'	6 PRUSINOWSKA Foul committed			6 BOL'SHAKOVA Foul suffered
30'		3-6	-3	7 GAGARINA Penalty Goal
31'	10 KACZMARCZYK Foul committed			7 GAGARINA Foul suffered
32'				15 NIKITINA Foul committed
33'	9 BOCKOWSKA Action Shot Missed			
36'				2 KARAVAEVA Corner
36'	1 KOPINSKA Foul suffered			10 DEGTYAREVA Foul committed
37'	17 LISCIOCH Action Shot Post			
38'	22 KACZMARCZYK Foul committed			6 BOL'SHAKOVA Foul suffered
39'				14 ANTONOVA Action Shot Missed
41'	10 KACZMARCZYK Foul suffered			2 KARAVAEVA Foul committed
43'	1 KOPINSKA Action Shot Saved			
43'				5 SHLENKOVA Action Shot Saved
43'	6 PRUSINOWSKA Foul committed			8 TOLSTOVA Foul suffered
44'				14 ANTONOVA Free-Kick Shot Missed
45'+1'	17 LISCIOCH Off-side			

2nd Half

Game Tim	POL - Poland	Score	Diff	RUS - Russia

SAT 29 JUL 2017
Start Time 21:00
Game Duration: 02:44

Play by Play

POL vs RUS

2:2 AET (2:2, 1:2) 2:4 PSO

Game Tim	POL - Poland	Score	Diff	RUS - Russia
45'	1 KOPINSKA Starting goalkeeper			
45'				1 MIKHAILOVA Starting goalkeeper
51'				10 DEGTYAREVA Action Shot Missed
51'				21 NIKITINA Corner
51'				6 BOL'SHAKOVA Action Shot Missed
51'				21 NIKITINA Corner
53'	10 KACZMARCZYK Action Goal 21 SIWEK Assist	4-6	-2	
54'	13 AUMIILLER Foul suffered			5 SHLENKOVA Foul committed
58'				21 NIKITINA Substitution out 9 NAZINA Substitution in
60'				15 NIKITINA Action Shot Missed
60'				2 KARAVAEVA Corner
61'	17 LISCIOCH Foul suffered			12 KOZHEMYAKINA Foul committed
63'	6 PRUSINOWSKA Foul committed			6 BOL'SHAKOVA Foul suffered
64'	6 PRUSINOWSKA Foul committed			9 NAZINA Foul suffered
66'	11 ALTHOFF Foul suffered			2 KARAVAEVA Foul committed
67'	1 KOPINSKA Action Shot Saved			
67'				15 NIKITINA Action Shot Saved
67'				10 DEGTYAREVA Corner
68'				9 NAZINA Corner
68'	13 AUMIILLER Action Shot Missed			
69'	17 LISCIOCH Substitution out 15 KUSMIEREK Substitution			
70'	1 KOPINSKA Action Shot Saved			
70'				14 ANTONOVA Action Shot Saved
71'	13 AUMIILLER Off-side			
74'	15 KUSMIEREK Foul suffered			14 ANTONOVA Foul committed
75'	9 BOCKOWSKA Free-Kick Shot Saved			
75'				1 MIKHAILOVA Free-Kick Shot Saved
78'	4 KACZMARCZYK Foul suffered			15 NIKITINA Foul committed
79'	10 KACZMARCZYK Corner			
80'	10 KACZMARCZYK Action Shot Saved			
80'				1 MIKHAILOVA Action Shot Saved
81'	3 JACYNA Foul suffered			10 DEGTYAREVA Foul committed
82'	13 AUMIILLER Foul committed			5 SHLENKOVA Foul suffered
83'	13 AUMIILLER Head Shot Saved			
83'				1 MIKHAILOVA Head Shot Saved
84'	1 KOPINSKA Action Shot Saved			
84'				6 BOL'SHAKOVA Action Shot Saved
84'				15 NIKITINA Action Shot Missed
85'	13 AUMIILLER Off-side			
86'	21 SIWEK Corner			
86'				8 TOLSTOVA Substitution out 4 KOZHEVNIKOVA Substitu
87'	21 SIWEK Action Shot Saved			
87'				1 MIKHAILOVA Action Shot Saved
87'	21 SIWEK Corner			
89'				9 NAZINA Action Shot Missed
90'	6 PRUSINOWSKA Foul suffered			6 BOL'SHAKOVA Foul committed
90'+2'	1 KOPINSKA Action Shot Saved			
90'+2'				10 DEGTYAREVA Action Shot Saved
90'+3'	13 AUMIILLER Foul committed			

1st Extra Time

Game Tim	POL - Poland	Score	Diff	RUS - Russia
90'	1 KOPINSKA Starting goalkeeper			
90'				1 MIKHAILOVA Starting goalkeeper
91'	6 PRUSINOWSKA Foul suffered			9 NAZINA Foul committed
94'	1 KOPINSKA Action Shot Saved			
94'				4 KOZHEVNIKOVA Action Shot Saved
96'				22 LUKINA Yellow Card

SAT 29 JUL 2017
Start Time 21:00
Game Duration: 02:44

Play by Play

POL vs RUS
2:2 AET (2:2, 1:2) 2:4 PSO

Game Tim	POL - Poland	Score	Diff	RUS - Russia
104'	15 KUSMIEREK Foul suffered			4 KOZHEVNIKOVA Foul committed
105'+1'	21 SIWEK Corner			
105'+2'	10 KACZMARCZYK Action Shot Missed			
105'+2'	21 SIWEK Corner			

2nd Extra Time

Game Tim	POL - Poland	Score	Diff	RUS - Russia
105'	1 KOPINSKA Starting goalkeeper			
105'				1 MIKHAILOVA Starting goalkeeper
107'	6 PRUSINOWSKA Corner			
109'				6 BOL'SHAKOVA Substitution out 11 GOLOVINA Substituti
110'	1 KOPINSKA Action Shot Saved			
110'				11 GOLOVINA Action Shot Saved
114'	1 KOPINSKA Action Shot Saved			
114'				11 GOLOVINA Action Shot Saved
117'	15 KUSMIEREK Foul committed			14 ANTONOVA Foul suffered
117'				4 KOZHEVNIKOVA Corner
120'	1 KOPINSKA Action Shot Saved			
120'				14 ANTONOVA Action Shot Saved
120'+1'	22 KACZMARCZYK Substitution out 2 KUZNIAK Substitutio			
120'+4'	15 KUSMIEREK Foul suffered			5 SHLENKOVA Foul committed

Penalties TIme

Game Tim	POL - Poland	Score	Diff	RUS - Russia
	1 KOPINSKA Starting goalkeeper			
				1 MIKHAILOVA Starting goalkeeper
	21 SIWEK Penalty Saved			
				1 MIKHAILOVA Penalty Saved
		0-1	-1	12 KOZHEMYAKINA Penalty Goal
	11 ALTHOFF Penalty Goal	1-1	0	
		1-2	-1	14 ANTONOVA Penalty Goal
	15 KUSMIEREK Penalty Saved			
				1 MIKHAILOVA Penalty Saved
		1-3	-2	11 GOLOVINA Penalty Goal
	6 PRUSINOWSKA Penalty Goal	2-3	-1	
		2-4	-2	4 KOZHEVNIKOVA Penalty Goal

SAT 29 JUL 2017
Start Time 21:00

Start List

POL vs RUS

Referee: Pedro COSTA (POR)
Assistant Referee: Hasan ERDOGAN (TUR)
Assistant Referee: GÜMRÜKÇÜOGLU T. (TUR)
4th Official: Gökhan ÖZBULUT (TUR)
Referee Observer: Faruk SERTAKAN (TUR)

POL - Poland

Shirts: White **Shorts:** White **Socks:** White

No.	Name	Pos	Date of Birth	Club	Heigh	Competition Statistics					
						MP	Min	GF	Y	2Y=	R
1	KOPINSKA Julia	GK	29 JUN 1998			5	431				
3	JACYNA Ewa		14 JAN 1988			5	476				
4	KACZMARCZYK Agnieszka		1 JAN 1986			5	431				
6	PRUSINOWSKA Paulina		24 JUN 1989			5	380	1			
9	BOCKOWSKA Agnieszka		4 DEC 1991			4	380	2			
10	KACZMARCZYK Marta		15 SEP 1993			5	360		1		
11	ALTHOFF Emilia		21 APR 1987			5	445	7			
13	AUMIILLER Wiktoria		22 OCT 1996			5	433	6			
17	LISCIOCH Ewa		30 OCT 1999			2	133				
21	SIWEK Justyna		30 JUL 1989			5	396	3	1		
22	KACZMARCZYK Joanna (C)		19 DEC 1985			4	380		1		
Substitutes											
2	KUZNIAK Izabela		3 AUG 2000			2	116				
5	JAGODZINSKA Alina		11 JUN 1992			2	141				
7	DAMPC Karolina		22 JUL 2000			3	83	1			
12	NOWAK Krystyna	GK	26 FEB 1982			1	45				
15	KUSMIEREK Anna		7 MAY 1990			3	123		1		
16	ZALEWSKA Marta		20 JUN 1989			4	236				
Coach	OPACZEWSKI Aleksander (POL)										

POL Played		
PR	GBR	2-0
PR	RUS	1-0
PR	TUR	1-0
PR	CHN	14-0
PR	BRA	2-2

RUS - Russia

Shirts: Red **Shorts:** Blue **Socks:** Blue

No.	Name	Pos	Date of Birth	Club	Heigh	Competition Statistics					
						MP	Min	GF	Y	2Y=	R
1	MIKHAILOVA Olga	GK	18 JUN 1987			4	379				
2	KARAVAEVA A.		23 AUG 1998			5	473				
5	SHLENKOVA Marina Olegovna		9 DEC 1984			5	347				
6	BOL'SHAKOVA T.		11 AUG 1985			4	331	3			
7	GAGARINA S. (C)		30 JUL 1984			5	473	4			
8	TOLSTOVA Elena Alexandrovna		5 DEC 1985			4	311		1		
10	DEGTYAREVA Irina Viktorovna		10 JUL 1977			4	314	1	1		
12	KOZHEMYAKINA Yulia		30 MAR 1986			3	248				
14	ANTONOVA Anna Andreevna		6 AUG 1994			5	473	2			
15	NIKITINA Olga		9 FEB 1996			5	449	3			
21	NIKITINA Nellya		4 MAR 1994			4	297	2			
Substitutes											
4	KOZHEVNIKOVA Ksenia		6 MAR 1986			2	125		1		
9	NAZINA Veronika Evgenyevna		22 AUG 1985			4	195				
11	GOLOVINA Valentina		3 NOV 1998			4	186				
16	NIKULINA Margarita		24 NOV 1989			3	149	1			
17	GAVRILASH Anzhela Georgievna		1 DEC 1989			2	148		1		
18	ENDAKOVA Liubov	GK	2 JUN 1987			1	94				
19	SUNDUKOVA Olga Alexandrovna		24 MAR 1996			2	87				
20	SAZHNOVA Vilena		7 JUL 1995			2	113				
22	LUKINA Svetlana Sergeevna		13 MAR 1988			1	11				
Coach	SHLENKOV Mikhail (RUS)										

RUS Played		
PR	CHN	9-0
PR	POL	0-1
PR	GBR	1-0
PR	BRA	3-0
PR	TUR	4-0

LEGEND

(C)	Captain	**2Y=**	2nd Yellow = Red Card	**DF**	Defender	**F1**	Gold-medal Match	**FW**	Forward
GF	Goals for	**GK**	Goalkeeper	**MF**	Midfielder	**Min**	Minutes Played	**MP**	Matches Played
Pos	Position	**PR**	Preliminary	**R**	Red Cards (Expulsions)	**Y**	Yellow Card		

FRI 28 JUL 2017
Start Time 20:00
Game Duration: 01:56

Match Report
BRA vs GBR
2:1 (1:1)

Referee: Ömür BOZKURT (TUR)
Assistant Referee: Tülay CEYLAN (TUR)
Assistant Referee: Vural KURT (TUR)
4th Official: Burakcan ÖKSÜZ (TUR)
Referee Observer: Nurtaç YAZAR (TUR)

Goal Scored:

WONS (BRA) 28' Autogoal, WONS (BRA) 30' Penalty Goal, WONS (BRA) 89' Action Goal

BRA - Brazil

[2]	SILVA Mariana Gomes
[3]	RIBEIRO Carolina Matos
[4]	WONS Vaneza
[5]	KREBS Stefany (C)
[6]	SOUZA Suzana Alves
[8]	GONCALVES Vanderleia Barbosa
[10]	BRIZOLA Laelen Cassia
[11]	NEVES Lara Geovana (-90'+6')
[13]	KAISER Aline Cristina
[14]	SILVA Soraia Gomes
[22]	SILVA Marina de Moraes (GK)

Substitutes

[7]	PIRES Andressa Trevine
[9]	POLESKI Josiane Maria
[15]	RODRIGUES Joyce de Lima
[16]	VANELLI Irozina Rauen
[17]	JESUS Luana de (+90'+6')
[18]	SOUZA Deborah Dias

Coach BITENCOURT William Pires (BRA)

GBR - Great Britain

[2]	BROWN Emma
[3]	HIBBETT Debbie
[4]	EVANS Jennifer
[5]	STANCLIFFE (C) (-6')
[6]	PUSHPALINGHAM
[11]	TOBIN Mandy Louise
[12]	RIPLEY Molly (GK)
[14]	PAGE Sarah Jane
[16]	BRIDEN Victoria
[18]	MALIN April Lee (-90'+1')
[19]	HOGAN Louise Mary

Substitutes

[1]	MALLARD Rachel (GK)
[8]	BUSH Alexandra
[9]	TOAL Ceara (+6')
[10]	PRESTON Olivia (+90'+1')
[13]	O'BRIEN Helen
[17]	LEAVETT Grace
[20]	MYRIE Naomi

Coach GWYNN Christopher (GBR)

Cautions:

RIPLEY (GBR) 30' , HOGAN (GBR) 44'

Expulsions:

Additional Time:

1st Half: 3 min., 2nd Half: 3 min.

FRI 28 JUL 2017
Start Time 17:00
Game Duration: 01:51

Match Report
TUR vs CHN
6:0 (3:0)

Referee:	Aleksandr MAKHOV (RUS)		
Assistant Referee:	Gönül KAVAKLI (TUR)	**Referee Observer:**	Yusuf Kemal COSKUN (TUR)
Assistant Referee:	Özge KILIÇ (TUR)		
4th Official:	Soner GÖKDEMIR (TUR)		

Goal Scored:

DEMIR (TUR) 31' Action Goal, AKTAS (TUR) 38' Action Goal, MERDIVAN (TUR) 45'+1' Penalty Goal, OMUR (TUR) 50' Action Goal, DEMIR (TUR) 78' Goal Free Kick, DEMIR (TUR) 90' Action Goal

TUR - Turkey

[1]	KAVLAK Fatma (GK) (-54')
[3]	DOGRUYOL Busra
[5]	DURAN Kardelen (C)
[7]	AKTAS Ozlem
[8]	KARA Irem Fatma
[9]	YESILYURT Raziye (-46')
[10]	DEMIR Berfin
[11]	MERDIVAN Sumeyye
[17]	ARI Aysegul (-84')
[18]	OMUR Elif
[21]	CEKIC Berna

Substitutes

[2]	DELLAL Sadiye
[4]	TURK Emine
[6]	CEVIKALP Bahar Yalcin
[12]	DEVELI Muslume (GK) (+54')
[13]	DONMEZ Yasemin
[14]	SAHIN Rabiya (+84')
[15]	ERDOGMUS Rabia (+46')
[16]	DEDEOGLU Perihan Derya
[19]	CAPAKLI Fatma
[20]	YAREN Su
[22]	SALEHEIN Esra (GK)

Coach AL Firat (TUR)

CHN - China

[1]	CHEN Zhihui (GK)
[2]	HUANG Qiaoming
[3]	FU Xiaojing
[4]	LIN Huaqian
[6]	HUANG Cancan
[7]	LI Xiaojuan
[8]	ZHU Ningning (C)
[9]	ZHENG Meimei
[10]	CHEN Chi (-54')
[11]	WANG Liuqing
[15]	LIANG Yanwan

Substitutes

[5]	OU Xiaojuan (+54')
[12]	XU Qinqin
[13]	TANG Yuanxin (GK)
[14]	DENG Tingting
[16]	ZHANG Xinxin
[18]	WANG Yafei

Coach ZHENG Guodong (CHN)

Cautions:

WANG (CHN) 59'

Expulsions:

Additional Time:

1st Half: 1 min., 2nd Half: 1 min.

Pool standings

As of WED 26 JUL 2017 at 20:04

Group A								Matches				Goals			
Rank		POL	RUS	BRA	GBR	TUR	CHN	Played	Won	Drawn	Lost	For	Against	Diff.	Points
1	POL	---	1 - 0	2 - 2	2 - 0	1 - 0	14 - 0	5	4	1	0	20	2	18	13
2	RUS	0 - 1	---	3 - 0	1 - 0	4 - 0	9 - 0	5	4	0	1	17	1	16	12
3	BRA	2 - 2	0 - 3	---	1 - 1	4 - 1	9 - 0	5	2	2	1	16	7	9	8
4	GBR	0 - 2	0 - 1	1 - 1	---	4 - 1	6 - 0	5	2	1	2	11	5	6	7
5	TUR	0 - 1	0 - 4	1 - 4	1 - 4	---	5 - 0	5	1	0	4	7	13	-6	3
6	CHN	0 - 14	0 - 9	0 - 9	0 - 6	0 - 5	---	5	0	0	5	0	43	-43	0

Games Schedule

Date	Start Time	Phase	Game	Teams	Result
TUE 18 JUL	10:00	Preliminary Group A	3	GBR - POL	0 - 2
TUE 18 JUL	10:00	Preliminary Group A	2	RUS - CHN	9 - 0
TUE 18 JUL	10:00	Preliminary Group A	1	TUR - BRA	1 - 4
THU 20 JUL	18:00	Preliminary Group A	12	CHN - TUR	0 - 5
THU 20 JUL	18:00	Preliminary Group A	14	GBR - BRA	1 - 1
THU 20 JUL	18:00	Preliminary Group A	13	POL - RUS	1 - 0
SAT 22 JUL	18:00	Preliminary Group A	25	CHN - BRA	0 - 9
SAT 22 JUL	18:00	Preliminary Group A	24	RUS - GBR	1 - 0
SAT 22 JUL	18:00	Preliminary Group A	23	TUR - POL	0 - 1
MON 24 JUL	18:00	Preliminary Group A	35	BRA - RUS	0 - 3
MON 24 JUL	18:00	Preliminary Group A	34	GBR - TUR	4 - 1
MON 24 JUL	18:00	Preliminary Group A	36	POL - CHN	14 - 0
WED 26 JUL	18:00	Preliminary Group A	42	CHN - GBR	0 - 6
WED 26 JUL	18:00	Preliminary Group A	43	POL - BRA	2 - 2
WED 26 JUL	18:00	Preliminary Group A	41	TUR - RUS	0 - 4

GENÇLİK VE SPOR BAKANLIĞI
TÜRKİYE MİLLİ OLİMPİYAT KOMİTESİ
SAMSUN VALİLİĞİ
ONDOKUZ MAYIS ÜNİVERSİTESİ
SAMSUN BÜYÜKŞEHİR BELEDİYESİ
KRONOS
DEAFLYMPICS

TUE 18 JUL 2017
Start Time 10:30
Game Duration: 01:50

Match Report
RUS vs CHN
9:0 (4:0)

Referee:	Pedro COSTA (POR)	**Match Delegate:**	FEARON N.P. (IRL)
Assistant Referee:	Tülay CEYLAN (TUR)		
Assistant Referee:	Eray PINAR (TUR)		
4th Official:	Gönül KAVAKLI (TUR)		

Goal Scored:

ANTONOVA (RUS) 7' Action Goal, ANTONOVA (RUS) 39' Action Goal, BOL'SHAKOVA (RUS) 45' Action Goal, BOL'SHAKOVA (RUS) 45'+1' Action Goal, NIKITINA (RUS) 49' Action Goal, NIKITINA (RUS) 63' Action Goal, NIKITINA (RUS) 69' Action Goal, NIKULINA (RUS) 75' Action Goal, BOL'SHAKOVA (RUS) 83' Action Goal

RUS - Russia

[2]	KARAVAEVA
[5]	SHLENKOVA (-73')
[6]	BOL'SHAKOVA
[7]	GAGARINA (C)
[8]	TOLSTOVA Elena Alexandrovna
[14]	ANTONOVA Anna Andreevna
[15]	NIKITINA Olga
[17]	GAVRILASH (-81')
[18]	ENDAKOVA Liubov (GK)
[19]	SUNDUKOVA (-61')
[21]	NIKITINA Nellya

Substitutes

[1]	MIKHAILOVA Olga (GK)
[4]	KOZHEVNIKOVA Ksenia
[9]	NAZINA Veronika Evgenyevna
[10]	DEGTYAREVA Irina Viktorovna
[11]	GOLOVINA Valentina
[12]	KOZHEMYAKINA Yulia
[16]	NIKULINA Margarita (+61')
[20]	SAZHNOVA Vilena (+73')
[22]	LUKINA (+81')

Coach SHLENKOV Mikhail

CHN - China

[1]	CHEN Zhihui (GK) (-73')
[2]	HUANG Qiaoming
[3]	FU Xiaojing
[4]	LIN Huaqian
[5]	OU Xiaojuan (-67')
[6]	HUANG Cancan
[8]	ZHU Ningning (C)
[9]	ZHENG Meimei
[10]	CHEN Chi
[11]	WANG Liuqing
[15]	LIANG Yanwan (-88')

Substitutes

[7]	LI Xiaojuan (+88')
[12]	XU Qinqin
[13]	TANG Yuanxin (GK) (+73')
[14]	DENG Tingting
[16]	ZHANG Xinxin (+67')
[18]	WANG Yafei

Coach ZHENG Guodong

Cautions:

Expulsions:

Additional Time:

1st Half: 2 min., 2nd Half: 2 min.

THU 20 JUL 2017
Start Time 18:00
Game Duration: 01:55

Match Report
POL vs RUS
1:0 (0:0)

Referee:	Egemen ARTUN (TUR)	**Match Delegate:**	Rosario DE CARO (ITA)
Assistant Referee:	Emircan CAGLA (TUR)	**Referee Observer:**	Nurtac YAZAR (TUR)
Assistant Referee:	KARATEPE O.H. (TUR)		
4th Official:	Ozge KILIC (TUR)		

Goal Scored:

SIWEK (POL) 90'+4' Penalty Goal

POL - Poland

[1]	KOPINSKA Julia (GK)
[3]	JACYNA Ewa
[4]	KACZMARCZYK Agnieszka
[6]	PRUSINOWSKA Paulina (-55')
[8]	LASICKA Klaudia
[9]	BOCKOWSKA Agnieszka
[10]	KACZMARCZYK Marta
[11]	ALTHOFF Emilia
[13]	AUMIILLER Wiktoria (-74')
[21]	SIWEK Justyna
[22]	KACZMARCZYK Joanna (C)

Substitutes

[2]	KUZNIAK Izabela
[5]	JAGODZINSKA Alina
[7]	DAMPC Karolina (+55')
[12]	NOWAK Krystyna (GK)
[14]	KULTYS Jolanta
[15]	KUSMIEREK Anna (+74')
[16]	ZALEWSKA Marta
[17]	LISCIOCH Ewa
[18]	WOJTKIEWICZ Karolina
[19]	HOFFA Katarzyna
[20]	DAMPC Agata

Coach OPACZEWSKI Aleksander

RUS - Russia

[1]	MIKHAILOVA Olga (GK)
[2]	KARAVAEVA
[4]	KOZHEVNIKOVA Ksenia
[6]	BOL'SHAKOVA
[7]	GAGARINA (C)
[9]	NAZINA Veronika Evgenyevna
[10]	DEGTYAREVA Irina Viktorovna
[11]	GOLOVINA Valentina (-76')
[12]	KOZHEMYAKINA Yulia (-57')
[14]	ANTONOVA Anna Andreevna
[15]	NIKITINA Olga

Substitutes

[5]	SHLENKOVA (+76')
[8]	TOLSTOVA Elena Alexandrovna
[16]	NIKULINA Margarita
[17]	GAVRILASH Anzhela Georgievna
[18]	ENDAKOVA Liubov (GK)
[19]	SUNDUKOVA Olga Alexandrovna
[20]	SAZHNOVA Vilena
[21]	NIKITINA Nellya (+57')
[22]	LUKINA Svetlana Sergeevna

Coach SHLENKOV Mikhail

Cautions:

KOZHEVNIKOVA (RUS) 57' , KACZMARCZYK (POL) 73' , BOCKOWSKA (POL) 90'+3' , KUSMIEREK (POL) 90'+4'

Expulsions:

Additional Time:

1st Half: 2 min., 2nd Half: 4 min.

SAT 22 JUL 2017
Start Time 18:00
Game Duration: 01:52

Match Report
RUS vs GBR
1:0 (0:0)

Referee: Sezgin YILDIRIM (TUR)
Assistant Referee: Tulay CEYLAN (TUR)
Assistant Referee: Esma AYDIN (TUR)
4th Official: Murat ERCAN (TUR)
Referee Observer: Nurtac YAZAR (TUR)

Goal Scored:

GAGARINA (RUS) 56' Penalty Goal

RUS - Russia

[1]	MIKHAILOVA Olga (GK)
[2]	KARAVAEVA
[5]	SHLENKOVA (-64')
[7]	GAGARINA (C)
[8]	TOLSTOVA (-80')
[10]	DEGTYAREVA Irina Viktorovna
[11]	GOLOVINA Valentina (-45')
[14]	ANTONOVA Anna Andreevna
[15]	NIKITINA Olga
[20]	SAZHNOVA Vilena
[21]	NIKITINA Nellya

Substitutes

[4]	KOZHEVNIKOVA Ksenia (+64')
[6]	BOL'SHAKOVA (+45')
[9]	NAZINA (+80')
[12]	KOZHEMYAKINA Yulia
[16]	NIKULINA Margarita
[17]	GAVRILASH Anzhela Georgievna
[18]	ENDAKOVA Liubov (GK)
[19]	SUNDUKOVA Olga Alexandrovna
[22]	LUKINA Svetlana Sergeevna

Coach SHLENKOV Mikhail

GBR - Great Britain

[1]	MALLARD Rachel (GK)
[2]	BROWN Emma
[3]	HIBBETT Debbie
[4]	EVANS Jennifer (-72')
[5]	STANCLIFFE Claire Louise (C)
[6]	PUSHPALINGHAM
[11]	TOBIN Mandy Louise
[14]	PAGE Sarah Jane (-61')
[16]	BRIDEN Victoria (-72')
[18]	MALIN April Lee
[19]	HOGAN Louise Mary

Substitutes

[8]	BUSH Alexandra
[9]	TOAL Ceara (+61')
[10]	PRESTON Olivia (+72')
[12]	RIPLEY Molly (GK)
[13]	O'BRIEN Helen (+72')
[17]	LEAVETT Grace
[20]	MYRIE Naomi

Coach GWYNN Christopher

Cautions:

TOLSTOVA (RUS) 59' , PUSHPALINGHAM (GBR) 74'

Expulsions:

Additional Time:

1st Half: 1 min., 2nd Half: 3 min.

MON 24 JUL 2017
Start Time 18:00
Game Duration: 01:54

Match Report
BRA vs RUS
0:3 (0:2)

Referee:	Ömür BOZKURT (TUR)	**Match Delegate:**	Rosario DE CARO (ITA)
Assistant Referee:	Soner KARA (TUR)	**Referee Observer:**	Nurtaç YAZAR (TUR)
Assistant Referee:	KARATEPE O.H. (TUR)		
4th Official:	Tülay CEYLAN (TUR)		

Goal Scored:

GAGARINA (RUS) 4' Penalty Goal, BRIZOLA (BRA) 32' Autogoal, DEGTYAREVA (RUS) 90'+3' Head Goal

BRA - Brazil

[2]	SILVA Mariana Gomes
[3]	RIBEIRO Carolina Matos
[4]	WONS Vaneza (C)
[5]	KREBS Stefany
[6]	SOUZA Suzana Alves
[7]	PIRES Andressa Trevine (-85')
[8]	GONCALVES Vanderleia Barbosa
[10]	BRIZOLA Laelen Cassia (-78')
[11]	NEVES Lara Geovana
[12]	SILVA Marina de Moraes (GK)
[14]	SILVA Soraia Gomes (-42')

Substitutes

[1]	FALKEVICZ Fernanda (GK)
[9]	POLESKI Josiane Maria (+85')
[13]	KAISER Aline Cristina (+42')
[15]	RODRIGUES (+78')
[16]	VANELLI Irozina Rauen
[17]	JESUS Luana de
[18]	SOUZA Deborah Dias

Coach BITENCOURT William Pires

RUS - Russia

[1]	MIKHAILOVA Olga (GK)
[2]	KARAVAEVA
[5]	SHLENKOVA Marina Olegovna
[6]	BOL'SHAKOVA (-90'+2')
[7]	GAGARINA (C)
[8]	TOLSTOVA (-44')
[10]	DEGTYAREVA Irina Viktorovna
[12]	KOZHEMYAKINA Yulia
[14]	ANTONOVA Anna Andreevna
[15]	NIKITINA Olga
[21]	NIKITINA Nellya (-70')

Substitutes

[4]	KOZHEVNIKOVA Ksenia
[9]	NAZINA (+44')
[11]	GOLOVINA Valentina (+90'+2')
[16]	NIKULINA Margarita (+70')
[17]	GAVRILASH Anzhela Georgievna
[18]	ENDAKOVA Liubov (GK)
[19]	SUNDUKOVA Olga Alexandrovna
[20]	SAZHNOVA Vilena
[22]	LUKINA Svetlana Sergeevna

Coach SHLENKOV Mikhail

Cautions:

DEGTYAREVA (RUS) 25' , GONCALVES (BRA) 79'

Expulsions:

Additional Time:

1st Half: 2 min., 2nd Half: 4 min.

WED 26 JUL 2017
Start Time 18:00
Game Duration: 01:54

Match Report
TUR vs RUS
0:4 (0:3)

Referee:	Rahmi Emrah ACAR (TUR)		
Assistant Referee:	Murvet YAVUZTURK (TUR)	**Referee Observer:**	Namik KARAMAN (TUR)
Assistant Referee:	Tulay CEYLAN (TUR)		
4th Official:	Esma AYDIN (TUR)		

Goal Scored:

NIKITINA (RUS) 2' Head Goal , NIKITINA (RUS) 8' Action Goal, GAGARINA (RUS) 19' Penalty Goal, GAGARINA (RUS) 65' Action Goal

TUR - Turkey

[1]	KAVLAK Fatma (GK)
[5]	DURAN Kardelen (C)
[7]	AKTAS Ozlem
[8]	KARA Irem Fatma
[9]	YESILYURT Raziye (-64')
[10]	DEMIR Berfin (-86')
[11]	MERDIVAN Sumeyye
[16]	DEDEOGLU Perihan Derya
[17]	ARI Aysegul
[18]	OMUR Elif
[21]	CEKIC Berna (-89')

Substitutes

[2]	DELLAL Sadiye (+89')
[4]	TURK Emine
[6]	CEVIKALP Bahar Yalcin (+86')
[12]	DEVELI Muslume (GK)
[13]	DONMEZ Yasemin
[14]	SAHIN Rabiya
[15]	ERDOGMUS Rabia
[19]	CAPAKLI Fatma
[20]	YAREN Su (+64')

Coach AL Firat

RUS - Russia

[1]	MIKHAILOVA Olga (GK)
[2]	KARAVAEVA
[5]	SHLENKOVA Marina Olegovna
[7]	GAGARINA (C)
[8]	TOLSTOVA Elena Alexandrovna
[10]	DEGTYAREVA (-28')
[11]	GOLOVINA Valentina (-58')
[12]	KOZHEMYAKINA Yulia
[14]	ANTONOVA Anna Andreevna
[15]	NIKITINA Olga (-66')
[16]	NIKULINA Margarita

Substitutes

[4]	KOZHEVNIKOVA Ksenia
[6]	BOL'SHAKOVA
[9]	NAZINA (+58')
[17]	GAVRILASH (+28')
[18]	ENDAKOVA Liubov (GK)
[19]	SUNDUKOVA (+66')
[20]	SAZHNOVA Vilena
[21]	NIKITINA Nellya
[22]	LUKINA Svetlana Sergeevna

Coach SHLENKOV Mikhail

Cautions:

GAVRILASH (RUS) 74'

Expulsions:

Additional Time:

1st Half: 3 min., 2nd Half: 5 min.

Top Scorers

As of SAT 29 JUL 2017 at 23:45

Rank	Name	Team	Goals	Played
1	WONS Vaneza	Brazil	12	5
2	ALTHOFF Emilia	Poland	7	6
3	AUMIILLER Wiktoria	Poland	6	6
3	GAGARINA Svetlana Nikolaevna	Russia	6	6
5	SIWEK Justyna	Poland	4	6
5	DEMIR Berfin	Turkey	4	5
7	BOL'SHAKOVA Tatyana Vladimirovna	Russia	3	5
7	NIKITINA Olga	Russia	3	6
7	ARI Aysegul	Turkey	3	6
10	GONCALVES Vanderleia Barbosa	Brazil	2	5
10	NEVES Lara Geovana	Brazil	2	6
10	PRESTON Olivia	Great Britain	2	4
10	STANCLIFFE Claire Louise	Great Britain	2	6
10	TOAL Ceara	Great Britain	2	6
10	BOCKOWSKA Agnieszka	Poland	2	5
10	ANTONOVA Anna Andreevna	Russia	2	6
10	NIKITINA Nellya	Russia	2	5
10	AKTAS Ozlem	Turkey	2	6
10	YESILYURT Raziye	Turkey	2	6
20	BRIZOLA Laelen Cassia	Brazil	1	6
20	SOUZA Suzana Alves	Brazil	1	6
20	BRIDEN Victoria	Great Britain	1	5
20	LEAVETT Grace	Great Britain	1	1
20	MALIN April Lee	Great Britain	1	6
20	O'BRIEN Helen	Great Britain	1	4
20	DAMPC Karolina	Poland	1	3
20	KACZMARCZYK Marta	Poland	1	6
20	PRUSINOWSKA Paulina	Poland	1	6
20	DEGTYAREVA Irina Viktorovna	Russia	1	5
20	NIKULINA Margarita	Russia	1	3
20	MERDIVAN Sumeyye	Turkey	1	5
20	OMUR Elif	Turkey	1	6

GENÇLİK VE SPOR BAKANLIĞI
TÜRKİYE MİLLİ OLİMPİYAT KOMİTESİ
SAMSUN VALİLİĞİ
SAMSUN BÜYÜKŞEHİR BELEDİYESİ
ONDOKUZ MAYIS ÜNİVERSİTESİ
KRONOS
DEAFLYMPICS

Events Summary

As of SAT 29 JUL 2017 at 23:45

RUS - Russia

Played	No.	Name	Shirt Name	Pos	Goals	Yellow Cards	Double Yellow Card	Red Cards
5	1	MIKHAILOVA Olga	MIKHAILOVA	GK	-	1	-	-
6	2	KARAVAEVA Anastasia Vitalyevna	KARAVAEVA		-	-	-	-
3	4	KOZHEVNIKOVA Ksenia	KOZHEVNIKOVA		-	1	-	-
6	5	SHLENKOVA Marina Olegovna	SHLENKOVA		-	-	-	-
5	6	BOL'SHAKOVA Tatyana Vladimirovna	BOL'SHAKOVA		3	-	-	-
6	7	GAGARINA Svetlana Nikolaevna	GAGARINA		6	-	-	-
5	8	TOLSTOVA Elena Alexandrovna	TOLSTOVA		-	1	-	-
5	9	NAZINA Veronika Evgenyevna	NAZINA		-	-	-	-
5	10	DEGTYAREVA Irina Viktorovna	DEGTYAREVA		1	1	-	-
5	11	GOLOVINA Valentina	GOLOVINA		-	-	-	-
4	12	KOZHEMYAKINA Yulia	KOZHEMYAKINA		-	-	-	-
6	14	ANTONOVA Anna Andreevna	ANTONOVA		2	-	-	-
6	15	NIKITINA Olga	NIKITINA		3	-	-	-
3	16	NIKULINA Margarita	NIKULINA		1	-	-	-
2	17	GAVRILASH Anzhela Georgievna	GAVRILASH		-	1	-	-
1	18	ENDAKOVA Liubov	ENDAKOVA	GK	-	-	-	-
2	19	SUNDUKOVA Olga Alexandrovna	SUNDUKOVA		-	-	-	-
2	20	SAZHNOVA Vilena	SAZHNOVA		-	-	-	-
5	21	NIKITINA Nellya	NIKITINA		2	-	-	-
1	22	LUKINA Svetlana Sergeevna	LUKINA		-	1	-	-
		TOTALS			**18**	**6**	**-**	**-**

LEGEND
DF Defender **FW** Forward **GK** Goalkeeper **MF** Midfielder **Pos** Position

Team Roster

As of MON 17 JUL 2017 at 09:31

ARG - Argentina

No.	Name	Shirt Name	Pos	Height	Date of Birth	Age
1	DONGHI Jose Luis	DONGHI	GK		23 FEB 1994	23
2	VIDAL Augusto Nicolas	VIDAL			15 DEC 1989	28
3	TERCERO Gaspar	TERCERO			20 JUL 1990	27
4	MORAS Martin	MORAS			20 APR 1984	33
5	CID Maximiliano Nicolas	CID			4 MAR 1985	32
6	OVIEDO Flavio Hernan	OVIEDO			3 JUN 1982	35
7	NEHIN CASTRO Juan Pablo	NEHIN CASTRO			7 JUN 1991	26
8	GONZALEZ SUBERO Tomas	GONZALEZ SUBERO			2 APR 1993	24
9	ALVAREZ Claudio Ruben	ALVAREZ			28 MAR 1984	33
10	MESTRE PICON Ricardo Andres	MESTRE PICON			14 OCT 1984	33
11	GRELLA Lionel	GRELLA			18 APR 1992	25
12	BENETTI Leonardo	BENETTI			10 JUN 1972	45
13	GUTIERREZ Braian Emanuel	GUTIERREZ			27 JUL 1989	28
14	RODRIGUEZ Matias Nahuel	RODRIGUEZ			16 OCT 1987	30
15	SANTIN Lucas	SANTIN			13 NOV 1995	22
16	JUAREZ Elias	JUAREZ			19 APR 1991	26
17	LOPEZ Brian Guillermo	LOPEZ			15 OCT 1993	24
18	JUAREZ Javier	JUAREZ			7 MAR 1987	30
19	VARGAS Michel David	VARGAS			10 MAY 1995	22
20	MARTINEZ Rodrigo Matias	MARTINEZ			1 MAY 1984	33
		Team averages				29.0

Team Color	Shirts	Shorts	Socks
	1stYellow	Blue	White
	2ndBlue	White	Blue

LEGEND

DF Defender **FW** Forward **GK** Goalkeeper **MF** Midfielder **Pos** Position

Team Roster

As of MON 17 JUL 2017 at 09:31

BRA - Brazil

No.	Name	Shirt Name	Pos	Height	Date of Birth	Age
1	SILVA Luciano Henrique	SILVA	GK		3 JAN 1996	21
2	FIGUEROA Vitor Theotonio	FIGUEROA			24 JUL 1994	23
3	GAUDENCIO Joao Batista	GAUDENCIO			7 MAY 1982	35
4	LIMA Marcelo Pereira	LIMA			5 JUL 1987	30
5	GOMES Sergio	GOMES			22 JUN 1987	30
6	ALVES Jordi Jose Da Silva	ALVES			15 NOV 1995	22
7	DA SILVA Douglas Candido	DA SILVA			28 DEC 1989	28
8	SOUZA Fabio Teixeira	SOUZA			10 OCT 1983	33
9	SANTOS Danilo Nogueira	SANTOS			23 MAY 1986	31
10	DE OLIVEIRA Otavio Stella	DE OLIVEIRA			12 FEB 1998	19
11	NASCIMENTO Eberson Rocha	NASCIMENTO			10 SEP 1990	26
12	EUGENIO Jeferson Lopes	EUGENIO			3 NOV 1992	24
13	GOMES Marcos Vinicius	GOMES			30 JUN 1984	33
14	FERREIRA Henrique Alan	FERREIRA			2 JUN 1985	32
15	MARQUES Rafael Bruno	MARQUES			22 NOV 1985	32
17	GOUVEIA Douglas De Oliveira	GOUVEIA			4 NOV 1991	25
18	ESTEVES Thiago Canizio	ESTEVES			12 DEC 1986	30
22	AZEVEDO Lindolfo Soares	AZEVEDO			26 APR 1983	34
		Team averages				28.2

Coach	MOUSINHO Paulo Cesar De Freit	**Team Color**	**Shirts**	**Shorts**	**Socks**
Assistant Coach	DE CARVALHO Andre Conceicao		1stYellow		
Team Official	SILVA JUNIOR Marcelo Marcos Lins Da		2ndBlue		

LEGEND

DF Defender **FW** Forward **GK** Goalkeeper **MF** Midfielder **Pos** Position

KRONOS

DEAFLYMPICS

Team Roster

As of MON 17 JUL 2017 at 09:31

EGY - Egypt

No.	Name	Shirt Name	Pos	Height	Date of Birth	Age
	ABDEL SALAM Abdel Salam Ibrahim	ABDEL SALAM			15 JUL 1987	30
	ABDELHAMID Elsayed	ABDELHAMID			6 APR 1990	27
	ABDELRAHMAN Ahmed Mansour	ABDELRAHMAN			20 SEP 1982	35
	ABOUELELA Mohamed Ahmed	ABOUELELA			6 APR 1989	28
	AHMED Eslam	AHMED			21 OCT 1989	28
	AHMED Mohamed Mahmoud	AHMED			27 DEC 1988	29
	ALY Tarek Ahmed	ALY			2 DEC 1985	31
	AMER Amrou Wagdi Ibrahim	AMER			22 MAR 1980	37
	ELAWADY Mahmoud Ahmed	ELAWADY			22 MAY 1986	31
	ELBANA Hossam Maher	ELBANA			6 SEP 1987	29
	ELFADALY Sherif Beltagy Ahmed	ELFADALY			28 APR 1981	36
	ELHENDAWY Reda Abdelwahab	ELHENDAWY			20 JUL 1996	21
	ELSHIRBENY Amr	ELSHIRBENY			17 SEP 1994	23
	EMAD Ahmed Saber	EMAD			28 FEB 1993	24
	FARIZ Mostafa	FARIZ			1 JAN 1992	25
	GAD Hatem Abdelwadoud	GAD			22 AUG 1984	33
	HAMED ABDELHAY Mohamed Abdelhamed	HAMED ABDELHAY			28 JUN 1989	28
	HASSAB Mohamed Taha	HASSAB			27 NOV 1989	28
	HELAL Mohamed Ahmed Abdou	HELAL			12 NOV 1985	31
	KHALIFA Mostafa Abdelrahman	KHALIFA			1 AUG 1981	35
	MEKAWI Said Anwar Mahmoud	MEKAWI			1 OCT 1983	33
	MORSY Ali Youssef Osman	MORSY			3 APR 1986	31
	NASSER Omar	NASSER			5 JAN 1994	23
	SABER Gamal Elsayed	SABER			10 OCT 1989	27
	SABER Mohamed	SABER			28 FEB 1993	24
	YASSEIN Hamada	YASSEIN			20 DEC 1985	32
		Team averages				29.2

Team Color	Shirts	Shorts	Socks
	1stWhite		
	2ndRed		

LEGEND

DF Defender **FW** Forward **GK** Goalkeeper **MF** Midfielder **Pos** Position

KRONOS

DEAFLYMPICS

Team Roster

As of MON 17 JUL 2017 at 09:31

FRA - France

No.	Name	Shirt Name	Pos	Height	Date of Birth	Age
1	LESEC Guillaume	LESEC	GK		7 APR 1995	22
2	TOUNKARA Macirre	TOUNKARA			20 AUG 1993	24
3	TAVARES Joffrey	TAVARES			23 FEB 1993	24
4	OUARAB Nourredine	OUARAB			11 OCT 1989	27
5	AUPETIT Yoann	AUPETIT			12 DEC 1986	30
6	AHMED MESSAOUD Hakim	AHMED MESSAOUD			10 JUL 1981	36
7	WEBER Teddy	WEBER			25 MAR 1987	30
8	OUARAB Yacine	OUARAB			11 OCT 1989	27
9	KOITA Boubacar	KOITA			15 APR 1999	18
10	KUZEHGARAN Giovani	KUZEHGARAN			26 JUL 1992	25
11	KOITA Issa	KOITA			12 NOV 1990	26
12	BABO Mallick Gnadou	BABO			14 MAY 1985	32
13	MANCEAUX Aurelien	MANCEAUX			26 NOV 1996	21
14	MANCEAUX Julien	MANCEAUX			20 JUN 1991	26
15	KRUKER Fabien	KRUKER			7 SEP 1987	29
16	THIMON Arnold	THIMON			7 NOV 1995	21
17	SAOUDI Omar	SAOUDI			23 AUG 1994	23
18	KUZEHGARAN Rafaelli	KUZEHGARAN			28 JAN 1999	18
19	BOUQUET Bastien	BOUQUET			10 AUG 1987	29
20	RANNOU Charles	RANNOU			18 AUG 1991	26
21	DIABY Omar	DIABY			21 JAN 1995	22
22	ALEXANDRE Lucas	ALEXANDRE			30 APR 1999	18
		Team averages				25.2

		Team Color	Shirts	Shorts	Socks
Coach	SENTURK Suleyman				
Assistant Coach	SOARES Dominique		1stBlue	Blue	Blue
			2ndWhite	White	White
			3rdRed	Red	Red

LEGEND

DF Defender **FW** Forward **GK** Goalkeeper **MF** Midfielder **Pos** Position

KRONOS

DEAFLYMPICS

Team Roster

As of MON 17 JUL 2017 at 09:31

GBR - Great Britain

No.	Name	Shirt Name	Pos	Height	Date of Birth	Age
1	BOYLE Thomas	BOYLE	GK		24 DEC 1989	28
2	ALLEN Thomas Henry	ALLEN			22 APR 1988	29
3	WOOD Damien	WOOD			18 JAN 1987	30
4	MILLENSTEAD Jeremy Thomas	MILLENSTEAD			24 SEP 1986	31
5	BYFIELD Matthew Ian Steven	BYFIELD			18 SEP 1986	31
6	LAMPERT Benjamin Michael	LAMPERT			28 APR 1985	32
7	DOLAN Philip-John	DOLAN			18 JUN 1987	30
8	GREGORY Nicholas John	GREGORY			30 SEP 1981	36
9	CLARKE James Anthony	CLARKE			21 MAR 1990	27
10	MANOOCHEHRI Oliver	MANOOCHEHRI			11 DEC 1989	27
11	COSTI Marios	COSTI			29 SEP 1986	31
14	LEE Kimahrie	LEE			6 SEP 1993	23
15	MCCARTHY Paul Ross	MCCARTHY			18 DEC 1991	26
16	LLEWELLYN Adam	LLEWELLYN			27 OCT 1993	24
17	KAMPS Philip	KAMPS			28 SEP 1993	24
18	CASEY Rylan	CASEY			1 OCT 1999	17
19	CAMERON Stuart Deans	CAMERON			4 AUG 1986	30
20	SWIFT Philip	SWIFT			2 MAR 1990	27
21	MACE Daniel	MACE			29 JUN 1995	22
22	THOMAS Adam	THOMAS			19 JUL 1997	20
		Team averages				27.3

Coach	HUMPHREYS Dean	**Team Color**	**Shirts**	**Shorts**	**Socks**
Assistant Coach	ADAMS Tony		1stBlue	Blue	Blue
Team Official	BRYANT Luke		2ndWhite	White	Red
Physiotherapist	BENNETT Claire				

LEGEND

DF Defender **FW** Forward **GK** Goalkeeper **MF** Midfielder **Pos** Position

Team Roster

As of MON 17 JUL 2017 at 09:31

GER - Germany

No.	Name	Shirt Name	Pos	Height	Date of Birth	Age
1	ROHWEDDER Nils	ROHWEDDER	GK		1 JAN 1988	29
2	SEEBURGER Marcus	SEEBURGER			15 NOV 1993	24
3	CHRIST Marc	CHRIST			30 JUL 1985	32
4	DE MARCO Domenico	DE MARCO			2 MAR 1992	25
5	FISCHER Andreas David	FISCHER			2 APR 1982	35
6	ZAPF Andre	ZAPF			30 APR 1985	32
7	NOWARK Steven	NOWARK			20 JUL 1994	23
8	AKCAKAYA Hasan Ali	AKCAKAYA			13 JAN 1992	25
9	PETERS Alexander	PETERS			27 MAY 1991	26
10	TRAPPE Fabian	TRAPPE			13 MAY 1986	31
11	PLANK David	PLANK			14 JUL 1992	25
12	BAYER Robin Steven	BAYER			5 AUG 1991	25
13	HOFMANN Robert	HOFMANN			8 AUG 1994	22
14	KARCZEWSKI Dennis	KARCZEWSKI			9 MAR 1994	23
15	JUKOVSKIY Denis	JUKOVSKIY			7 JUL 1976	41
16	BICAKOGLU Nick	BICAKOGLU			28 APR 1996	21
17	MEDEWITZ Jan	MEDEWITZ			11 FEB 1993	24
18	BOELKER Christian	BOELKER	GK		25 MAY 1988	29
19	KRAMER Mats-Hendrik	KRAMER			13 NOV 1991	26
20	CHRIST Benjamin	CHRIST			4 JUL 1988	29
21	PLANK Robin	PLANK			29 DEC 1995	22
22	ZALLA Raisi	ZALLA			26 JUN 1998	19
		Team averages				26.7

Coach	ZIMMERMANN Dirk	**Team Color**	**Shirts**	**Shorts**	**Socks**
Assistant Coach	JAGLA Daniel		1stWhite	White	White
			2ndBlack	Black	Black
			3rdGreen	Black	Black

LEGEND

DF Defender **FW** Forward **GK** Goalkeeper **MF** Midfielder **Pos** Position

GENÇLİK VE SPOR BAKANLIĞI
TÜRKİYE MİLLİ OLİMPİYAT KOMİTESİ
T.C. SAMSUN VALİLİĞİ
SAMSUN BÜYÜKŞEHİR BELEDİYESİ
ONDOKUZ MAYIS ÜNİVERSİTESİ
KRONOS
DEAFLYMPICS

Team Roster

As of MON 17 JUL 2017 at 09:31

IRI - Iran

No.	Name	Shirt Name	Pos	Height	Date of Birth	Age
1	SADEGHISAROKLAEI Akbar	SADEGHISAROKLAEI	GK		21 MAR 1979	38
2	HOSSEYNI Seyyedamir	HOSSEYNI			13 JUN 1990	27
3	SALIMI HIZAJI Reza	SALIMI HIZAJI			8 APR 1989	28
4	MAHBOUBI JOGHAN Ali Asghar	MAHBOUBI JOGHAN			13 MAR 1993	24
5	ZEINALVAND Ali	ZEINALVAND			20 MAR 1996	21
6	BASIH Alireza	BASIH			4 AUG 1983	33
7	FARZIKAKAVAND Mohsen	FARZIKAKAVAND			14 DEC 1994	23
8	HEYDARIBONDARABADI Mostafa	HEYDARIBONDARABA			22 JAN 1987	30
9	AHMADVAND Aliakbar	AHMADVAND			16 MAR 1986	31
10	MOHEBIABKENAR Iman	MOHEBIABKENAR			21 MAR 1988	29
11	ZEINALVAND Siavash	ZEINALVAND			20 JAN 1992	25
12	RAJAEINEJAD Reza	RAJAEINEJAD			22 MAY 1987	30
13	KAZEMI Hossein	KAZEMI			16 SEP 1988	29
14	HAMOURI Abdolmahdi	HAMOURI			24 APR 1991	26
15	JODEIRI HERAB Reza	JODEIRI HERAB			17 FEB 1991	26
16	RAHIMFERDOSINEZHAD Mostafa	RAHIMFERDOSINEZHA			14 MAR 1992	25
17	TAHERPOUR Moslem	TAHERPOUR			19 SEP 1991	26
19	SOLEYMANI Iman	SOLEYMANI			20 JUN 1986	31
20	SHIRZAD SIBONI Mazaher	SHIRZAD SIBONI			7 JAN 1987	30
21	MOHAMMADI Milad	MOHAMMADI			22 MAY 1998	19
22	MORADI Mostafa	MORADI			14 NOV 1989	28
23	MESBAHI Hossein	MESBAHI			6 JUN 1990	27
		Team averages				27.5

Coach	ROSHAN Seyyed Hassan	**Team Color**	**Shirts**	**Shorts**	**Socks**
Assistant Coach	SHAEBANI Taleb		1stWhite	White	White
Team Official	AZIZI TEKANTAPEH Bakhtiar		2ndRed	Red	Red

LEGEND

DF Defender **FW** Forward **GK** Goalkeeper **MF** Midfielder **Pos** Position

GENÇLİK VE SPOR BAKANLIĞI
TÜRKİYE MİLLİ OLİMPİYAT KOMİTESİ
T.C. SAMSUN VALİLİĞİ
SAMSUN BÜYÜKŞEHİR BELEDİYESİ
ONDOKUZ MAYIS ÜNİVERSİTESİ
KRONOS
DEAFLYMPICS

Team Roster

As of MON 17 JUL 2017 at 09:31

ITA - Italy

No.	Name	Shirt Name	Pos	Height	Date of Birth	Age
1	FABBRI Marco	FABBRI	GK		5 MAY 1986	31
2	TORRIANI Filippo Maria	TORRIANI			15 NOV 1989	28
3	LONGHI Davide	LONGHI			4 JAN 1991	26
4	RANNO Salvatore	RANNO			6 APR 1988	29
6	ZOLLO Giorgio	ZOLLO			9 FEB 1994	23
7	MANNARI Jacopo	MANNARI			29 MAR 1991	26
8	BRAGALIA Stefano	BRAGALIA			27 JUN 1986	31
9	BILGINI Salvatore	BILGINI			2 MAR 1990	27
10	GRIPPO Davide	GRIPPO			29 APR 1984	33
11	CIGNA Luigi	CIGNA			3 APR 1991	26
12	PERILLI Davide	PERILLI			17 MAY 1995	22
13	LEONE Antonio	LEONE			21 FEB 1992	25
14	DI BIASE Francesco	DI BIASE			30 APR 1994	23
15	DI BIASE Lucio	DI BIASE			11 JUN 1995	22
16	CONDELLO Dustin Scott	CONDELLO			23 MAY 1996	21
17	TERRANOVA Salvatore	TERRANOVA			4 APR 1982	35
18	BIASI Christian	BIASI			6 JUL 1996	21
19	MATERA Stefano	MATERA			6 JUL 1991	26
21	CONTI Davide	CONTI			17 SEP 1978	39
22	GUZZARDI Antonino	GUZZARDI			14 OCT 1986	31
		Team averages				27.3

Coach	DEL CORNO Stefano	**Team Color**	**Shirts**	**Shorts**	**Socks**
Assistant Coach	AQUILINO Luca		1stBlue	Blue	White
			2ndWhite	White	White

LEGEND

DF Defender **FW** Forward **GK** Goalkeeper **MF** Midfielder **Pos** Position

Team Roster

As of MON 17 JUL 2017 at 09:31

JPN - Japan

No.	Name	Shirt Name	Pos	Height	Date of Birth	Age
1	CHIBA Shunsuke	CHIBA	GK		2 JAN 1989	28
2	ONISHI Ryo	ONISHI			28 AUG 1993	24
3	SHOJI Naohiro	SHOJI			26 AUG 1992	25
4	EJIMA Yoshitaka	EJIMA			22 AUG 1985	32
5	MATSUMOTO Hiroshi	MATSUMOTO			27 NOV 1985	32
6	OKADA Takuya	OKADA			17 OCT 1996	21
8	OKADA Yuya	OKADA			17 OCT 1996	21
9	NISHI Daisuke	NISHI			31 OCT 1998	19
10	SHIOTA Tomohiro	SHIOTA			9 SEP 1987	29
11	FURUSHIMA Keita	FURUSHIMA			4 NOV 1990	26
12	MATSUMOTO Takumi	MATSUMOTO			7 AUG 1989	27
13	KONO Sho	KONO			1 NOV 1988	28
14	HAYASHI Kodai	HAYASHI			19 OCT 1996	21
15	YOSHINO Yuki	YOSHINO			27 MAY 1992	25
16	NAKAI Kento	NAKAI			4 MAR 1993	24
17	KIRYU Kiyoaki	KIRYU			25 DEC 1989	28
18	ITAMI Hidetaka	ITAMI			20 NOV 1998	19
19	YAMAMORI Yusuke	YAMAMORI			10 MAR 1993	24
20	NAKAJIMA Masayuki	NAKAJIMA			21 JUN 1982	35
		Team averages				25.7

Coach	NAKAYAMA Tsuyoshi	**Team Color**	**Shirts**	**Shorts**	**Socks**
Assistant Coach	UEMATSU Hayato		1stBlue	Blue	Blue
			2ndWhite	White	White

LEGEND

DF Defender **FW** Forward **GK** Goalkeeper **MF** Midfielder **Pos** Position

Team Roster

As of MON 17 JUL 2017 at 09:31

KOR - South Korea

No.	Name	Shirt Name	Pos	Height	Date of Birth	Age
1	NHO Sung Hyun	NHO	GK		14 MAR 1986	31
2	KIM Jaeseok	KIM			23 JUL 1991	26
3	KIM Taeun	KIM			16 MAY 1986	31
4	KIM Kwangjae	KIM			15 NOV 1977	40
5	KIM Gihyeon	KIM			21 MAY 1991	26
6	PARK Jinyul	PARK			4 JAN 1989	28
7	YOO Hochan	YOO			12 FEB 1998	19
8	JUNG Horyeoung	JUNG			15 AUG 1995	22
9	BAE Sungjin	BAE			30 AUG 1996	21
10	JEONG Junyeong	JEONG			26 APR 1986	31
11	KIM Jonghun	KIM			18 JUN 1997	20
12	PARK Chae Seong	PARK			20 APR 1998	19
13	KANG Hyeonsu	KANG			30 JUL 1997	20
14	WUI Wonjun	WUI			5 MAR 1991	26
15	PARK Gyeongchan	PARK			15 JUN 1995	22
16	KIM Hyungsun	KIM			24 DEC 1990	27
17	PARK Hansol	PARK			30 DEC 1998	19
18	CHOE Jaehoon	CHOE			14 SEP 1993	24
19	KIM Ki-Woong	KIM			29 MAY 1981	36
20	OH Junyoul	OH			27 JUN 1984	33
21	RUY Kilwoo	RUY			27 JAN 1983	34
22	LIM Sojin	LIM			8 JUN 1979	38
		Team averages				27.0

Team Color	Shirts	Shorts	Socks
	1stWhite		
	2ndRed		

LEGEND

DF Defender **FW** Forward **GK** Goalkeeper **MF** Midfielder **Pos** Position

Team Roster

As of MON 17 JUL 2017 at 09:31

KSA - Saudi Arabia

No.	Name	Shirt Name	Pos	Height	Date of Birth	Age
	AL ZAHRANI Abdullah	AL ZAHRANI			7 JAN 1995	22
	AL ZAHRANI Mohammed	AL ZAHRANI			13 OCT 1998	19
	ALAMRI Abdullah Ali	ALAMRI			17 FEB 1980	37
	ALBAHLI Abdullah Mohammed	ALBAHLI			10 APR 1996	21
	ALHARTHI Hamdan	ALHARTHI			27 MAR 1988	29
	ALJOUDI Abdul Rahman	ALJOUDI			15 MAY 1995	22
	ALKHADHRAWI Muneer Baqer	ALKHADHRAWI			31 OCT 1995	22
	ALKHADHRAWI Sirag	ALKHADHRAWI			1 NOV 1995	21
	ALOSAIMI Saud Yousef	ALOSAIMI			18 MAR 1998	19
	ALTHUBAITI Ahmed Khodran	ALTHUBAITI			29 JAN 1992	25
	ALZAHRANI Deifallah	ALZAHRANI			17 DEC 1993	24
	ALZAHRANI Hassin	ALZAHRANI			28 MAY 1999	18
	ALZAHRANI Riad	ALZAHRANI			3 MAY 1992	25
	AMRI Hamad Hassan	AMRI			20 MAR 1990	27
	HADADI Hamad	HADADI			29 JUN 1993	24
	JAAFARI Mohammed Mousa	JAAFARI			10 FEB 1995	22
	MOBARKI Hassan Mohammed	MOBARKI			8 SEP 1994	22
	NAMIS Turki Ali	NAMIS			30 JUN 1997	20
	QAYSI Khalid Shoei	QAYSI			9 APR 1992	25
	SAHLI Hassan Abdulkarim	SAHLI			15 APR 1992	25
	SULAIMAN Mohammed	SULAIMAN			21 DEC 1992	25
	YATIM Rayan Muammar	YATIM			11 JUL 1996	21
		Team averages				23.4

Team Color	Shirts	Shorts	Socks
	1stWhite		
	2ndGreen		

LEGEND

DF Defender **FW** Forward **GK** Goalkeeper **MF** Midfielder **Pos** Position

GENÇLİK VE SPOR BAKANLIĞI
TÜRKİYE MİLLİ OLİMPİYAT KOMİTESİ
T.C. SAMSUN VALİLİĞİ
SAMSUN BÜYÜKŞEHİR BELEDİYESİ
ONDOKUZ MAYIS ÜNİVERSİTESİ
KRONOS
DEAFLYMPICS

Team Roster

As of MON 17 JUL 2017 at 09:31

NGR - Nigeria

No.	Name	Shirt Name	Pos	Height	Date of Birth	Age
	ADAMU Abdullahi	ADAMU			20 DEC 1992	25
	ADEGOKE Adeola Opeyemi	ADEGOKE			12 OCT 1995	21
	AVERIKSON Isaac H	AVERIKSON			13 JAN 1993	24
	BADMUS Ismail Adewale	BADMUS			8 NOV 1996	20
	BULUS Emmanuel Nhwie	BULUS			25 DEC 1999	18
	EZEAMA Chukwudi	EZEAMA			12 JUN 1992	25
	ISHODE Nelson	ISHODE			27 JUL 1980	37
	JOHN Ronald Kambai	JOHN			30 AUG 1996	21
	MOHAMMED Abubakar	MOHAMMED			14 FEB 1993	24
	MOSINCHIE Nnabuife Faustinus	MOSINCHIE			13 JAN 1982	35
	MSHELIA Ibrahim Peter	MSHELIA			24 MAR 1997	20
	OKOROJI Okey Chinedu	OKOROJI			7 JUN 1990	27
	OLURINDE Salam Akorede	OLURINDE			31 JUL 1994	23
	ONWUKA Chinosno	ONWUKA			30 NOV 1987	30
	OZIRI Awudumasi	OZIRI			2 APR 1980	37
	SAKA Abiodun Ibrahim	SAKA			24 DEC 1993	24
	SOLOMON Oluwafemi	SOLOMON			16 JUL 1997	20
	SULAIMAN Adamu	SULAIMAN			1 JAN 2000	17
	UCHECHUKWU Chinonye	UCHECHUKWU			23 SEP 1984	33
	UZOMA Victor Ikedi	UZOMA			13 NOV 1997	20
	WUKKOS Bitrus	WUKKOS			24 JUN 1991	26
	YA'U El-Saleh	YA'U			1 JUL 1989	28
		Team averages				25.2

Team Color	Shirts	Shorts	Socks
	1stWhite		
	2ndGreen		

LEGEND

DF Defender **FW** Forward **GK** Goalkeeper **MF** Midfielder **Pos** Position

GENÇLİK VE SPOR BAKANLIĞI
TÜRKİYE MİLLİ OLİMPİYAT KOMİTESİ
T.C. SAMSUN VALİLİĞİ
SAMSUN BÜYÜKŞEHİR BELEDİYESİ
ONDOKUZ MAYIS ÜNİVERSİTESİ
KRONOS
DEAFLYMPICS

Team Roster

As of MON 17 JUL 2017 at 09:31

RUS - Russia

No.	Name	Shirt Name	Pos	Height	Date of Birth	Age
1	PRONICHEV Denis	PRONICHEV	GK		31 DEC 1983	34
2	KIRICHUK Denis Alexandrovich	KIRICHUK			20 FEB 1993	24
3	ABAZOV Betal	ABAZOV			22 MAR 1989	28
4	MISUNOV Leonid Alexandrovich	MISUNOV			10 MAY 1983	34
5	MEGED Evgeny N.	MEGED			23 MAY 1986	31
6	MAFTEUTSA Roman Nikolaevich	MAFTEUTSA			18 MAY 1989	28
7	ZORIN Vladislav	ZORIN			30 NOV 1982	35
8	BAKLANOV Oleg	BAKLANOV			16 OCT 1994	23
9	AFANASYEV Nikolay Viktorovich	AFANASYEV			17 SEP 1986	31
10	SHIRINYANTS Marat Arturovich	SHIRINYANTS			7 JAN 1990	27
11	KOCHIEV Arkadiy	KOCHIEV			30 JUL 1980	37
12	EVSTRATENKO Sergey Vasilyevich	EVSTRATENKO			25 OCT 1984	33
13	KUDIN Denis Olegovich	KUDIN			16 NOV 1988	29
14	TKACH Timofei Igorevich	TKACH			25 SEP 1993	24
15	BOITSOV Dmitrii	BOITSOV			3 OCT 1992	24
16	MIRONOV Artem	MIRONOV			10 AUG 1994	22
17	ZANEGIN Mikhail	ZANEGIN			18 MAY 1989	28
18	VORONIN Nikolay	VORONIN			18 MAR 1993	24
19	PAVLUKOVICH Alexander	PAVLUKOVICH			25 DEC 1995	22
20	CHUMAKOV Alik	CHUMAKOV			14 MAR 1995	22
21	DORKICHEV Sergey	DORKICHEV			4 FEB 1982	35
22	AFANASYEV Aleksei	AFANASYEV			25 JUL 1984	33
		Team averages				28.5

Team Color	Shirts	Shorts	Socks
	1stWhite		
	2ndRed		

LEGEND

DF Defender **FW** Forward **GK** Goalkeeper **MF** Midfielder **Pos** Position

GENÇLİK VE SPOR BAKANLIĞI
TÜRKİYE MİLLİ OLİMPİYAT KOMİTESİ
T.C. SAMSUN VALİLİĞİ
SAMSUN BÜYÜKŞEHİR BELEDİYESİ
ONDOKUZ MAYIS ÜNİVERSİTESİ
KRONOS
DEAFLYMPICS

Team Roster

As of MON 17 JUL 2017 at 09:31

TUR - Turkey

No.	Name	Shirt Name	Pos	Height	Date of Birth	Age
1	MERT Ersin	MERT	GK		26 OCT 1989	28
2	KIRISCI Melih	KIRISCI			4 SEP 1989	27
3	BASARAN Serhat	BASARAN			21 NOV 1990	27
4	AYDENIZ Orhan	AYDENIZ			31 JUL 1986	31
5	BALCI Soner	BALCI			10 AUG 1982	34
6	EROL Hakan	EROL			20 JAN 1982	35
7	KURT Hakan	KURT			4 MAY 1995	22
8	SIMSEK Murat	SIMSEK			1 AUG 1983	33
9	KILIC Kasim	KILIC			2 MAR 1997	20
10	SU Esref Metin	SU			2 OCT 1994	22
11	ER Huseyin	ER			14 JAN 1985	32
12	KARACA Seyit	KARACA	GK		3 FEB 1981	36
13	OZESER Janbert	OZESER			5 OCT 1993	23
14	SAHIN Yunus	SAHIN			20 FEB 1997	20
15	SASMAZ Mustafa	SASMAZ			2 JAN 1995	22
16	ALKAN Tolga	ALKAN			23 DEC 1992	25
17	SERT Mehmet	SERT			16 AUG 1989	28
18	DALKIRAN Ali	DALKIRAN			5 JAN 1998	19
19	KAYA Firat	KAYA			2 JAN 1995	22
20	AKTAS Mahmut	AKTAS			18 OCT 1992	25
21	SUNMEZ Imamettin	SUNMEZ			5 SEP 1994	22
22	ACAR Mustafa	ACAR	GK		20 SEP 1995	22
		Team averages				26.1

Team Color	Shirts	Shorts	Socks
	1stWhite		
	2ndRed		

LEGEND

DF Defender **FW** Forward **GK** Goalkeeper **MF** Midfielder **Pos** Position

Team Roster

As of MON 17 JUL 2017 at 09:31

UKR - Ukraine

No.	Name	Shirt Name	Pos	Height	Date of Birth	Age
1	FROLOV Serhiy	FROLOV	GK		21 JUN 1987	30
3	PRYCHYNA Rodion	PRYCHYNA			9 DEC 1983	33
4	SOTNIKOV Andrii	SOTNIKOV			21 JUN 1988	29
5	PUSTOVIT Viktor	PUSTOVIT			9 MAR 1988	29
6	VALCHUK Volodymyr	VALCHUK			13 JUN 1992	25
7	RIY Volodymyr	RIY			26 JAN 1986	31
8	NEVENCHENKO Dmytro	NEVENCHENKO			15 JAN 1984	33
9	STATIVKA Oleksii	STATIVKA			12 OCT 1988	28
10	VERESHCHAKA Oleksandr	VERESHCHAKA			20 JUL 1991	26
11	REUTOV Ihor	REUTOV			18 JUL 1995	22
12	UKRAINETS Dmytro	UKRAINETS			6 MAR 1984	33
13	SHOTURMA Ihor	SHOTURMA			31 OCT 1993	24
14	MCHEDLISHVILI Shalva	MCHEDLISHVILI			23 FEB 1991	26
15	VOICHENKO Kostyantyn	VOICHENKO			19 JAN 1997	20
16	SOBCHENKO Andrii	SOBCHENKO			4 FEB 1993	24
17	BAYEV Sergiy	BAYEV			20 JAN 1988	29
18	BIELOUSOV Dmytro	BIELOUSOV			17 OCT 1994	23
19	OLENYCH Oleksandr	OLENYCH			12 SEP 1996	20
20	BRAGIN Viacheslav	BRAGIN			18 FEB 1993	24
		Team averages				26.8

Coach	KOZIN Viktor
Assistant Coach	GRYTSENKO Vitalii
Doctor	SHMURYHIN Andrii
Physiotherapist	SAYEVSKYY Oleksandr

Team Color	Shirts	Shorts	Socks
	1stBlue	Blue	Blue
	2ndYellow	Yellow	Yellow

LEGEND

DF Defender **FW** Forward **GK** Goalkeeper **MF** Midfielder **Pos** Position

GENÇLİK VE SPOR BAKANLIĞI
TÜRKİYE MİLLİ OLİMPİYAT KOMİTESİ
SAMSUN VALİLİĞİ
SAMSUN BÜYÜKŞEHİR BELEDİYESİ
ONDOKUZ MAYIS ÜNİVERSİTESİ
KRONOS
DEAFLYMPICS

Team Roster

As of MON 17 JUL 2017 at 09:31

VEN - Venezuela

No.	Name	Shirt Name	Pos	Height	Date of Birth	Age
1	MARTINEZ PRIETO Brayan	MARTINEZ PRIETO	GK		10 NOV 1995	21
2	BOSCAN QUINTERO Luis Segundo	BOSCAN QUINTERO			7 JUN 1991	26
3	MUNOZ MELENDEZ Benjamin Daniel	MUNOZ MELENDEZ			31 AUG 1989	28
4	QUINTERO RIVAS Deyvis	QUINTERO RIVAS			21 SEP 1990	27
5	AZUAJE DUDAMEL Roger Daniel	AZUAJE DUDAMEL			15 JUN 1987	30
6	ABREU Winder	ABREU			4 AUG 1988	28
7	ARMAS PATILLO Manuel	ARMAS PATILLO			13 AUG 1990	27
8	MORA SANCHEZ Marvin	MORA SANCHEZ			24 DEC 1992	25
9	FIGUERA BARRIOS Omar	FIGUERA BARRIOS			9 JUL 1994	23
10	GUERRERO VILLAMIZAR Frank David	GUERRERO VILLAMIZA			22 JUN 1988	29
11	DURAN GIMENEZ John Kenedy	DURAN GIMENEZ			5 JUN 1992	25
12	ROA MORENO Emanuel	ROA MORENO			19 AUG 1996	21
13	VEGA OROPEZA Jairo Jose	VEGA OROPEZA			9 JUN 1992	25
14	MARIN MALAVER Jesus Alejandro	MARIN MALAVER			10 FEB 1995	22
17	LEAL CASTRO Jose Manuel	LEAL CASTRO			20 OCT 1988	29
18	GUEVARA MEJIAS Jesus	GUEVARA MEJIAS			22 OCT 1996	21
19	MAZA VILLARROEL Herny Luis	MAZA VILLARROEL			20 OCT 1998	19
20	MAITA Jose	MAITA			18 SEP 1992	25
21	VILLAMARIN RIANO Wilson	VILLAMARIN RIANO			8 OCT 1991	25
22	CASTILLO RIVAS Lino	CASTILLO RIVAS			23 SEP 1968	49
		Team averages				26.3

Coach	ESCALONA Oscar	**Team Color**	**Shirts**	**Shorts**	**Socks**
Assistant Coach	GOMEZ Rene		1stWhite	Red	White
			2ndWhite	White	Green

LEGEND
DF Defender **FW** Forward **GK** Goalkeeper **MF** Midfielder **Pos** Position

Medallists

As of SUN 30 JUL 2017 at 18:57

Gold	Silver	Bronze
TUR - Turkey	**UKR - Ukraine**	**EGY - Egypt**
1 MERT Ersin	1 FROLOV Serhiy	1 MEKAWI Said Anwar Mahmoud
2 KIRISCI Melih	3 PRYCHYNA Rodion	2 SABER Mohamed
3 BASARAN Serhat	4 SOTNIKOV Andrii	3 ELHENDAWY Reda Abdelwahab
4 AYDENIZ Orhan	5 PUSTOVIT Viktor	4 ALY Tarek Ahmed
5 BALCI Soner	6 VALCHUK Volodymyr	5 ABDEL SALAM Abdel Salam Ibrahim
6 EROL Hakan	7 RIY Volodymyr	6 EL SAYED Mohamed
7 KURT Hakan	8 NEVENCHENKO Dmytro	7 GAD Hatem Abdelwadoud
8 SIMSEK Murat	9 STATIVKA Oleksii	8 ELAWADY Mahmoud Ahmed
9 KILIC Kasim	10 VERESHCHAKA Oleksandr	9 FARIZ Mostafa
10 SU Esref Metin	11 REUTOV Ihor	10 AHMED Mohamed Mahmoud
11 ER Huseyin	12 UKRAINETS Dmytro	11 KHALIFA Mostafa Abdelrahman
12 KARACA Seyit	13 SHOTURMA Ihor	12 ABDELHAMID Elsayed
13 OZESER Janbert	14 MCHEDLISHVILI Shalva	13 HAMED ABDELHAY Mohamed Abdelha
14 SAHIN Yunus	15 VOICHENKO Kostyantyn	14 YASSEIN Hamada
15 SASMAZ Mustafa	16 SOBCHENKO Andrii	15 HELAL Mohamed Ahmed Abdou
16 ALKAN Tolga	17 BAYEV Sergiy	16 AHMED Eslam
17 SERT Mehmet	18 BIELOUSOV Dmytro	17 ELBANA Hossam Maher
18 DALKIRAN Ali	19 OLENYCH Oleksandr	18 ABDELRAHMAN Ahmed Mansour
19 KAYA Firat	20 BRAGIN Viacheslav	19 EMAD Ahmed Saber
20 AKTAS Mahmut		20 NASSER Omar
21 SUNMEZ Imamettin		21 SABER Gamal Elsayed
22 ACAR Mustafa		22 ABOUELELA Mohamed Ahmed

KRONOS

DEAFLYMPICS

Brackets

As of SUN 30 JUL 2017 at 19:01

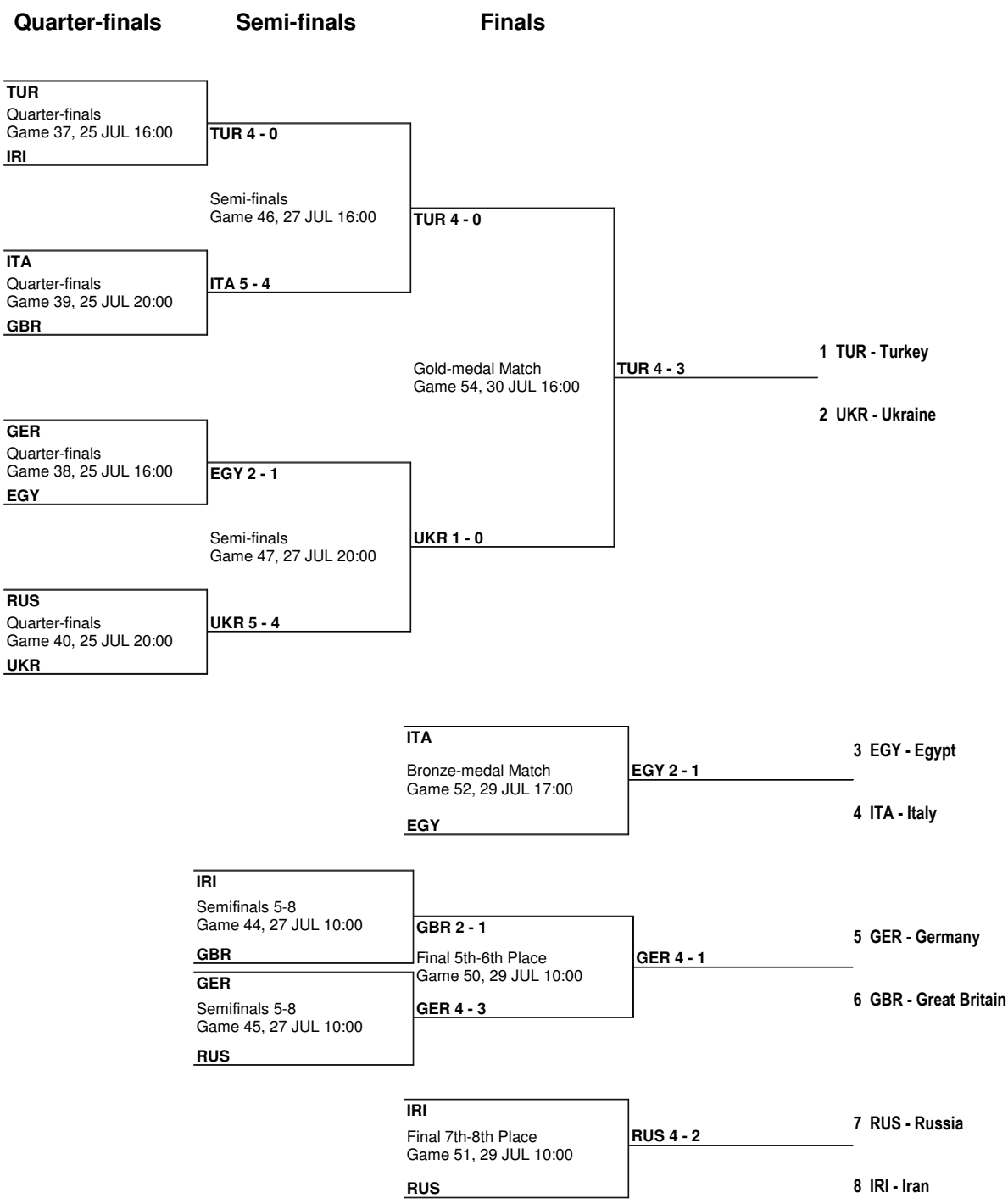

SUN 30 JUL 2017
Start Time 16:00
Game Duration: 02:48

Match Report
TUR vs UKR
0:0 AET (0:0, 0:0) 4:3 PSO

Referee: Ricardo SCHEUERER (GER)
Assistant Referee: Samet ÇIÇEK (TUR)
Assistant Referee: Bülent ULUDOGAN (TUR)
4th Official: Pedro COSTA (POR)
Referee Observer: Ilkay AYDIN (TUR)

Goal Scored:

TUR - Turkey

[1] MERT Ersin (GK)
[3] BASARAN Serhat
[4] AYDENIZ Orhan
[5] BALCI Soner (C)
[6] EROL Hakan (-70')
[8] SIMSEK Murat
[10] SU Esref Metin
[11] ER Huseyin (-69')
[16] ALKAN Tolga
[17] SERT Mehmet
[21] SUNMEZ Imamettin

Substitutes

[2] KIRISCI Melih
[7] KURT Hakan (+70')
[9] KILIC Kasim
[12] KARACA Seyit (GK)
[13] OZESER Janbert
[14] SAHIN Yunus
[15] SASMAZ Mustafa
[18] DALKIRAN Ali
[19] KAYA Firat (+69')
[20] AKTAS Mahmut
[22] ACAR Mustafa (GK)

Coach METIN Ali (TUR)

UKR - Ukraine

[3] PRYCHYNA Rodion
[4] SOTNIKOV Andrii
[7] RIY Volodymyr (-74')
[9] STATIVKA Oleksii
[11] REUTOV Ihor
[12] UKRAINETS Dmytro (C) (GK)
[14] MCHEDLISHVILI Shalva
[15] VOICHENKO Kostyantyn
[17] BAYEV Sergiy (-90')
[18] BIELOUSOV Dmytro
[19] OLENYCH Oleksandr

Substitutes

[1] FROLOV Serhiy (GK)
[6] VALCHUK Volodymyr
[8] NEVENCHENKO Dmytro
[10] VERESHCHAKA Oleksandr (+90')
[13] SHOTURMA Ihor (+74')
[16] SOBCHENKO Andrii
[20] BRAGIN Viacheslav

Coach KOZIN Viktor (UKR)

Cautions:
AYDENIZ (TUR) 34' , BALCI (TUR) 81' , OLENYCH (UKR) 83' , SOTNIKOV (UKR) 85' , SIMSEK (TUR) 111' , SUNMEZ (TUR) 117' , STATIVKA (UKR) 120' , KURT (TUR) 120'+1'

Expulsions:

Additional Time:
1st Half: 1 min., 2nd Half: 3 min., 1st Extra Time: 1 min., 2nd Extra Time: 1 min.

SUN 30 JUL 2017
Start Time 16:00
Game Duration: 02:48

Match Report
TUR vs UKR
0:0 AET (0:0, 0:0) 4:3 PSO

Penalty shoot-out

TUR - Turkey				UKR - Ukraine			
10	SU Esref Metin	GOAL	1 - 0	19 OLENYCH Oleksandr	GOAL	1 - 1
17	SERT Mehmet	SAVED	1 - 1	14 MCHEDLISHVILI Shalva	GOAL	1 - 2
7	KURT Hakan	GOAL	2 - 2	15 VOICHENKO Kostyantyn	GOAL	2 - 3
19	KAYA Firat	GOAL	3 - 3	13 SHOTURMA Ihor	SAVED	3 - 3
8	SIMSEK Murat	GOAL	4 - 3	11 REUTOV Ihor	SAVED	4 - 3

SUN 30 JUL 2017
Start Time 16:00
Game Duration: 02:48

Match Report
TUR vs UKR
0:0 AET (0:0, 0:0) 4:3 PSO

TUR - Turkey	STATISTICS	UKR - Ukraine
14	Shots	15
8	Shots on Goal	1
18	Fouls	20
13	Corner Kicks	1
23	Free Kicks	20
0	Penalty Kicks	0
2	Offsides	3
0	Own Goals	0
5	Yellow Cards (Cautions)	3
0	Expulsions (2nd Yellow)	0
0	Red Cards (Expulsions)	0
56%	Ball Possession	44
35	Actual Playing Time	27

TUR - Turkey

No.	Name	Pos	Min	GF	GA	SG/S	PK	Fouls		Y	Red Cards	
								FC	FS		2Y=R	R
1	MERT Ersin	GK	126									
3	BASARAN Serhat		126			1/1		2				
4	AYDENIZ Orhan		126					2	1	1		
5	BALCI Soner (C)		126			0/1		1	3	1		
6	EROL Hakan		71			0/2			1			
8	SIMSEK Murat		126					1	3	1		
10	SU Esref Metin		126			1/2			4			
11	ER Huseyin		69					1	1			
16	ALKAN Tolga		126			1/2		3	2			
17	SERT Mehmet		126					3				
21	SUNMEZ Imamettin		126						2	1		
Substitutes												
7	KURT Hakan		55					1	2	1		
19	KAYA Firat		57			5/6		4	1			
			Totals			8/14		18	20	5		

UKR - Ukraine

No.	Name	Pos	Min	GF	GA	SG/S	PK	Fouls		Y	Red Cards	
								FC	FS		2Y=R	R
3	PRYCHYNA Rodion		126					1				
4	SOTNIKOV Andrii		126			0/1		2	4	1		
7	RIY Volodymyr		74			0/1						
9	STATIVKA Oleksii		126					5	3	1		
11	REUTOV Ihor		126			0/4		5	4			
12	UKRAINETS Dmytro (C)	GK	126									
14	MCHEDLISHVILI Shalva		126						1			
15	VOICHENKO Kostyantyn		126			0/1						
17	BAYEV Sergiy		91			0/4		1	1			
18	BIELOUSOV Dmytro		126			0/1		1				
19	OLENYCH Oleksandr		126			0/1		2	2	1		
Substitutes												
10	VERESHCHAKA Oleksandr		35			1/2		2				
13	SHOTURMA Ihor		52					1	3			
			Totals			1/15		20	18	3		

LEGEND

(C)	Captain	**+nn**	Time when player substi	**2Y=**	2nd Yellow = Red Card	**AET**	After Extra Time	**DF**	Defender
FC	Fouls Committed	**FS**	Fouls Suffered	**FW**	Forward	**GA**	Goals Against	**GF**	Goals for
GK	Goalkeeper	**MF**	Midfielder	**Min**	Minutes Played	**-nn**	Time when player substi	**PK**	Penalty Kicks (Goals/Sh
PSO	Penalty Shoot-out	**R**	Red Cards (Expulsions)	**SG/**	Shots on Goal/Shots	**Y**	Yellow Card		

SUN 30 JUL 2017
Start Time 16:00
Game Duration: 02:48

Play by Play

TUR vs UKR

0:0 AET (0:0, 0:0) 4:3 PSO

Teams:

TUR	**1 MERT Ersin**	**3 BASARAN Serhat**	**4 AYDENIZ Orhan**	**5 BALCI Soner**
	6 EROL Hakan	**8 SIMSEK Murat**	**10 SU Esref Metin**	**11 ER Huseyin**
	16 ALKAN Tolga	**17 SERT Mehmet**	**21 SUNMEZ Imamettin**	7 KURT Hakan
	19 KAYA Firat			
UKR	**3 PRYCHYNA Rodion**	**4 SOTNIKOV Andrii**	**7 RIY Volodymyr**	**9 STATIVKA Oleksii**
	11 REUTOV Ihor	**12 UKRAINETS Dmytro**	**14 MCHEDLISHVILI Shalva**	**15 VOICHENKO Kostyantyn**
	17 BAYEV Sergiy	**18 BIELOUSOV Dmytro**	**19 OLENYCH Oleksandr**	10 VERESHCHAKA Oleksandr
	13 SHOTURMA Ihor			

1st Half

Game Tim	TUR - Turkey	Score	Diff	UKR - Ukraine
	1 MERT Starting goalkeeper			
				12 UKRAINETS Starting goalkeeper
2'	17 SERT Foul committed			11 REUTOV Foul suffered
4'	6 EROL Foul suffered			17 BAYEV Foul committed
6'				17 BAYEV Off-side
8'				17 BAYEV Head Shot Missed
10'	8 SIMSEK Off-side			
10'	21 SUNMEZ Foul suffered			18 BIELOUSOV Foul committed
14'	5 BALCI Foul committed			19 OLENYCH Foul suffered
15'				9 STATIVKA Corner
16'				7 RIY Off-side
17'	10 SU Corner			
18'	10 SU Action Shot Blocked			
18'				14 MCHEDLISHVILI Action Shot Blocked
18'	11 ER Foul suffered			4 SOTNIKOV Foul committed
23'	10 SU Foul suffered			11 REUTOV Foul committed
24'	17 SERT Foul committed			19 OLENYCH Foul suffered
25'	5 BALCI Free-Kick Shot Blocked			
25'				11 REUTOV Free-Kick Shot Blocked
30'				11 REUTOV Head Shot Missed
32'	8 SIMSEK Foul suffered			9 STATIVKA Foul committed
34'	4 AYDENIZ Yellow Card			
37'	6 EROL Action Shot Missed			
38'	10 SU Foul suffered			11 REUTOV Foul committed
39'	10 SU Foul suffered			11 REUTOV Foul committed
41'				7 RIY Action Shot Missed
42'	10 SU Corner			
45'	11 ER Foul committed			14 MCHEDLISHVILI Foul suffered
45'+1'	10 SU Corner			

2nd Half

Game Tim	TUR - Turkey	Score	Diff	UKR - Ukraine
45'	1 MERT Starting goalkeeper			
45'				12 UKRAINETS Starting goalkeeper
47'	10 SU Corner			
47'	6 EROL Action Shot Blocked			
47'				14 MCHEDLISHVILI Action Shot Blocked
49'	4 AYDENIZ Foul committed			11 REUTOV Foul suffered
50'				15 VOICHENKO Action Shot Missed
51'	16 ALKAN Foul committed			9 STATIVKA Foul suffered
51'				11 REUTOV Off-side
52'	5 BALCI Foul suffered			11 REUTOV Foul committed
53'	21 SUNMEZ Foul suffered			9 STATIVKA Foul committed

SUN 30 JUL 2017
Start Time 16:00
Game Duration: 02:48

Play by Play

TUR vs UKR
0:0 AET (0:0, 0:0) 4:3 PSO

Game Tim	TUR - Turkey	Score	Diff	UKR - Ukraine
55'				18 BIELOUSOV Action Shot Missed
57'	4 AYDENIZ Foul committed			17 BAYEV Foul suffered
58'				11 REUTOV Free-Kick Shot Missed
59'	10 SU Action Shot Saved			
59'				12 UKRAINETS Action Shot Saved
59'	5 BALCI Corner			
60'				17 BAYEV Action Shot Missed
69'	11 ER Substitution out 19 KAYA Substitution in			
69'	10 SU Corner			
70'	19 KAYA Head Shot Saved			
70'				12 UKRAINETS Head Shot Saved
70'	16 ALKAN Foul committed			9 STATIVKA Foul suffered
70'	6 EROL Substitution out 7 KURT Substitution in			
71'				4 SOTNIKOV Head Shot Missed
72'	16 ALKAN Action Shot Saved			
72'				12 UKRAINETS Action Shot Saved
72'	8 SIMSEK Corner			
72'	7 KURT Foul suffered			19 OLENYCH Foul committed
74'	19 KAYA Foul committed			4 SOTNIKOV Foul suffered
74'				7 RIY Substitution out 13 SHOTURMA Substitution in
75'				17 BAYEV Head Shot Missed
77'	5 BALCI Foul suffered			11 REUTOV Foul committed
79'	19 KAYA Action Shot Saved			
79'				12 UKRAINETS Action Shot Saved
79'	8 SIMSEK Corner			
80'	3 BASARAN Head Shot Saved			
80'				12 UKRAINETS Head Shot Saved
81'	3 BASARAN Foul committed			13 SHOTURMA Foul suffered
81'	5 BALCI Yellow Card			
82'	19 KAYA Foul committed			4 SOTNIKOV Foul suffered
82'	8 SIMSEK Foul suffered			19 OLENYCH Foul committed
83'				19 OLENYCH Yellow Card
83'	8 SIMSEK Corner			
84'	5 BALCI Action Shot Missed			
84'	19 KAYA Foul suffered			4 SOTNIKOV Foul committed
85'				4 SOTNIKOV Yellow Card
86'	19 KAYA Action Shot Saved			
86'				12 UKRAINETS Action Shot Saved
86'	10 SU Corner			
86'	19 KAYA Head Shot Missed			
88'	16 ALKAN Foul suffered			9 STATIVKA Foul committed
89'				17 BAYEV Action Shot Missed
90'				17 BAYEV Substitution out 10 VERESHCHAKA Substitutio
90'+1'				11 REUTOV Action Shot Missed
90'+2'	16 ALKAN Foul suffered			9 STATIVKA Foul committed

1st Extra Time

Game Tim	TUR - Turkey	Score	Diff	UKR - Ukraine
90'	1 MERT Starting goalkeeper			
90'				12 UKRAINETS Starting goalkeeper
91'	3 BASARAN Foul committed			13 SHOTURMA Foul suffered
92'				19 OLENYCH Action Shot Missed
94'	19 KAYA Foul committed			4 SOTNIKOV Foul suffered
96'	8 SIMSEK Foul suffered			13 SHOTURMA Foul committed
97'	19 KAYA Action Shot Saved			
97'				12 UKRAINETS Action Shot Saved
99'	1 MERT Action Shot Saved			
99'				10 VERESHCHAKA Action Shot Saved

SUN 30 JUL 2017
Start Time 16:00
Game Duration: 02:48

Play by Play

TUR vs UKR
0:0 AET (0:0, 0:0) 4:3 PSO

Game Tim	TUR - Turkey	Score	Diff	UKR - Ukraine
99'	19 KAYA Action Shot Saved			
99'				12 UKRAINETS Action Shot Saved
102'	4 AYDENIZ Foul suffered			10 VERESHCHAKA Foul committed
103'	16 ALKAN Foul committed			11 REUTOV Foul suffered
104'	8 SIMSEK Corner			
104'	8 SIMSEK Off-side			
105'	19 KAYA Foul committed			4 SOTNIKOV Foul suffered
105'+1'	8 SIMSEK Corner			

2nd Extra Time

Game Tim	TUR - Turkey	Score	Diff	UKR - Ukraine
105'	1 MERT Starting goalkeeper			
105'				12 UKRAINETS Starting goalkeeper
108'	8 SIMSEK Foul committed			11 REUTOV Foul suffered
111'	8 SIMSEK Yellow Card			
112'	5 BALCI Foul suffered			10 VERESHCHAKA Foul committed
113'	10 SU Foul suffered			3 PRYCHYNA Foul committed
114'	16 ALKAN Action Shot Missed			
115'	7 KURT Corner			
117'	17 SERT Foul committed			13 SHOTURMA Foul suffered
117'	21 SUNMEZ Yellow Card			
120'	7 KURT Foul suffered			9 STATIVKA Foul committed
120'				9 STATIVKA Yellow Card
120'+1'	7 KURT Foul committed			9 STATIVKA Foul suffered
120'+1'	7 KURT Yellow Card			
120'+2'				10 VERESHCHAKA Head Shot Missed

Penalties TIme

Game Tim	TUR - Turkey	Score	Diff	UKR - Ukraine
	1 MERT Starting goalkeeper			
				12 UKRAINETS Starting goalkeeper
	10 SU Penalty Goal	1-0	1	
		1-1	0	19 OLENYCH Penalty Goal
	17 SERT Penalty Saved			
				12 UKRAINETS Penalty Saved
		1-2	-1	14 MCHEDLISHVILI Penalty Goal
	7 KURT Penalty Goal	2-2	0	
		2-3	-1	15 VOICHENKO Penalty Goal
	19 KAYA Penalty Goal	3-3	0	
	1 MERT Penalty Saved			
				13 SHOTURMA Penalty Saved
	8 SIMSEK Penalty Goal	4-3	1	
	1 MERT Penalty Saved			
				11 REUTOV Penalty Saved

SUN 30 JUL 2017
Start Time 16:00

Start List

TUR vs UKR

Referee: Ricardo SCHEUERER (GER)
Assistant Referee: Samet ÇIÇEK (TUR)
Assistant Referee: Bülent ULUDOGAN (TUR)
4th Official: Pedro COSTA (POR)
Referee Observer: Ilkay AYDIN (TUR)

TUR - Turkey

Shirts: Red **Shorts:** Red **Socks:** Red

No.	Name	Pos	Date of Birth	Club	Heigh	Competition Statistics					
						MP	Min	GF	Y	2Y=	R
1	MERT Ersin	GK	26 OCT 1989			4	386				
3	BASARAN Serhat		21 NOV 1990			4	386		1		
4	AYDENIZ Orhan		31 JUL 1986			4	368	1	1		
5	BALCI Soner (C)		10 AUG 1982			4	378				
6	EROL Hakan		20 JAN 1982			3	133				
8	SIMSEK Murat		1 AUG 1983			4	386	2			
10	SU Esref Metin		2 OCT 1994			4	379	6			
11	ER Huseyin		14 JAN 1985			4	308	3	1		
16	ALKAN Tolga		23 DEC 1992			5	412				
17	SERT Mehmet		16 AUG 1989			4	224				1
21	SUNMEZ Imamettin		5 SEP 1994			5	430	1	1		
Substitutes											
2	KIRISCI Melih		4 SEP 1989			2	109				
7	KURT Hakan		4 MAY 1995			5	372	1			
9	KILIC Kasim		2 MAR 1997			1	16				
12	KARACA Seyit	GK	3 FEB 1981						1		
13	OZESER Janbert		5 OCT 1993			2	83				
14	SAHIN Yunus		20 FEB 1997			4	156		1		
15	SASMAZ Mustafa		2 JAN 1995			1	3				
18	DALKIRAN Ali		5 JAN 1998			1	91				
19	KAYA Firat		2 JAN 1995			3	163	1	1		
20	AKTAS Mahmut		18 OCT 1992			5	275		1		
22	ACAR Mustafa	GK	20 SEP 1995			1	91				
Coach	METIN Ali (TUR)										

TUR Played		
PR	KSA	3-1
PR	EGY	1-0
PR	VEN	3-0
QF	IRI	4-0
SF	ITA	4-0

UKR - Ukraine

Shirts: Yellow **Shorts:** Yellow **Socks:** Yellow

No.	Name	Pos	Date of Birth	Club	Heigh	Competition Statistics					
						MP	Min	GF	Y	2Y=	R
3	PRYCHYNA Rodion		9 DEC 1983								
4	SOTNIKOV Andrii		21 JUN 1988			5	502		1		
7	RIY Volodymyr		26 JAN 1986			5	403		1		
9	STATIVKA Oleksii		12 OCT 1988			5	302	2			
11	REUTOV Ihor		18 JUL 1995			5	502	1	1		
12	UKRAINETS Dmytro (C)	GK	6 MAR 1984			3	313				
14	MCHEDLISHVILI Shalva		23 FEB 1991			4	377		2		
15	VOICHENKO Kostyantyn		19 JAN 1997			4	411		1		
17	BAYEV Sergiy		20 JAN 1988			3	275	1			
18	BIELOUSOV Dmytro		17 OCT 1994			4	338	1			
19	OLENYCH Oleksandr		12 SEP 1996			5	502		1		
Substitutes											
1	FROLOV Serhiy	GK	21 JUN 1987			2	189				
6	VALCHUK Volodymyr		13 JUN 1992			1	91				
8	NEVENCHENKO Dmytro		15 JAN 1984			4	235				
10	VERESHCHAKA Oleksandr		20 JUL 1991			3	60				
13	SHOTURMA Ihor		31 OCT 1993			5	279		1		
16	SOBCHENKO Andrii		4 FEB 1993								
20	BRAGIN Viacheslav		18 FEB 1993			5	241				
Coach	KOZIN Viktor (UKR)										

UKR Played		
PR	JPN	1-2
PR	ITA	1-1
PR	ARG	3-0
QF	RUS	5-4
SF	EGY	1-0

SUN 30 JUL 2017
Start Time 16:00

Start List

TUR vs UKR

Referee:	Ricardo SCHEUERER (GER)		
Assistant Referee:	Samet ÇIÇEK (TUR)	**Referee Observer:**	Ilkay AYDIN (TUR)
Assistant Referee:	Bülent ULUDOGAN (TUR)		
4th Official:	Pedro COSTA (POR)		

LEGEND

(C)	Captain	**2Y=**	2nd Yellow = Red Card	**DF**	Defender	**F1**	Gold-medal Match	**FW**	Forward
GF	Goals for	**GK**	Goalkeeper	**MF**	Midfielder	**Min**	Minutes Played	**MP**	Matches Played
Y	Yellow Card	**PR**	Preliminary	**QF**	Quarter-finals	**R**	Red Cards (Expulsions)	**SF**	Semi-finals

SAT 29 JUL 2017
Start Time 17:00
Game Duration: 01:55

Match Report
ITA vs EGY
1:2 (1:1)

Referee:	Ercan HELLAÇ (TUR)		
Assistant Referee:	Sezgin SAHBAZ (TUR)	**Referee Observer:**	Nurtaç YAZAR (TUR)
Assistant Referee:	Mesut HAKALMAZ (TUR)		
4th Official:	Ömür BOZKURT (TUR)		

Goal Scored:

KHALIFA (EGY) 9' Head Goal , TERRANOVA (ITA) 22' Action Goal, YASSEIN (EGY) 88' Action Goal

ITA - Italy

[1]	FABBRI Marco (GK)
[2]	TORRIANI Filippo Maria
[4]	LONGHI Davide (-90'+1')
[6]	ZOLLO Giorgio (-52')
[7]	MANNARI Jacopo
[8]	BRAGALIA Stefano
[10]	GRIPPO Davide (C) (-59')
[11]	CIGNA Luigi
[14]	DI BIASE Francesco
[16]	CONDELLO Dustin Scott
[17]	TERRANOVA Salvatore

Substitutes

[9]	BILGINI Salvatore (+52')
[12]	PERILLI Davide
[13]	LEONE Antonio
[15]	DI BIASE Lucio (+59')
[18]	BIASI Christian (+90'+1')
[19]	MATERA Stefano

Coach DEL CORNO Stefano (ITA)

EGY - Egypt

[1]	MEKAWI (C) (GK)
[3]	ELHENDAWY Reda Abdelwahab
[4]	ALY Tarek Ahmed
[7]	GAD Hatem Abdelwadoud (-71')
[8]	ELAWADY Mahmoud Ahmed
[9]	FARIZ Mostafa (-76')
[11]	KHALIFA Mostafa Abdelrahman
[12]	ABDELHAMID Elsayed (-71')
[13]	HAMED ABDELHAY
[14]	YASSEIN Hamada
[22]	ABOUELELA Mohamed Ahmed

Substitutes

[2]	SABER Mohamed
[5]	ABDEL SALAM
[6]	EL SAYED Mohamed (+71')
[10]	AHMED Mohamed Mahmoud (+76')
[19]	EMAD Ahmed Saber (+71')
[20]	NASSER Omar
[21]	SABER Gamal Elsayed

Coach SARR Tawfrir (EGY)

Cautions:

BRAGALIA (ITA) 11' , FARIZ (EGY) 70'

Expulsions:

Additional Time:

1st Half: 2 min., 2nd Half: 4 min.

SAT 29 JUL 2017
Start Time 10:00
Game Duration: 01:54

Match Report
GBR vs GER
1:4 (0:1)

Referee:	Egemen ARTUN (TUR)		
Assistant Referee:	Coskun YALÇIN (TUR)	**Referee Observer:**	Kadir AKTURAN (TUR)
Assistant Referee:	Serkan AL (TUR)		
4th Official:	Sezgin YILDIRIM (TUR)		

Goal Scored:

CHRIST (GER) 7' Penalty Goal, PLANK (GER) 47' Action Goal, CLARKE (GBR) 53' Fastbreak Goal, NOWARK (GER) 55' Fastbreak Goal, MACE (GBR) 78' Autogoal

GBR - Great Britain

[4]	MILLENSTEAD Jeremy Thomas
[8]	GREGORY Nicholas John
[9]	CLARKE James Anthony (C)
[10]	MANOOCHEHRI Oliver
[11]	COSTI Marios (-75')
[14]	LEE Kimahrie
[15]	MCCARTHY Paul Ross
[17]	KAMPS Philip (-36')
[18]	CASEY Rylan (-58')
[21]	MACE Daniel
[22]	THOMAS Adam (GK)

Substitutes

[1]	BOYLE Thomas (GK)
[3]	WOOD Damien
[5]	BYFIELD Matthew Ian Steven
[6]	LAMPERT (+36')
[7]	DOLAN Philip-John (+58')
[19]	CAMERON Stuart Deans (+75')
[20]	SWIFT Philip

Coach HUMPHREYS Dean (GBR)

GER - Germany

[1]	ROHWEDDER Nils (GK)
[2]	SEEBURGER Marcus
[5]	FISCHER Andreas David (C)
[6]	ZAPF Andre
[7]	NOWARK Steven (-83')
[9]	PETERS Alexander
[11]	PLANK David (-63')
[13]	HOFMANN Robert
[15]	JUKOVSKIY Denis
[20]	CHRIST Benjamin
[22]	ZALLA Raisi (-77')

Substitutes

[12]	BAYER Robin Steven
[14]	KARCZEWSKI Dennis
[16]	BICAKOGLU Nick (+77')
[17]	MEDEWITZ Jan (+83')
[19]	KRAMER Mats-Hendrik
[21]	PLANK Robin (+63')

Coach ZIMMERMANN Dirk (GER)

Cautions:

MCCARTHY (GBR) 11' , JUKOVSKIY (GER) 51' , SEEBURGER (GER) 69' , ROHWEDDER (GER) 90'+2'

Expulsions:

MCCARTHY (GBR) 62' 2nd Yellow Card

Additional Time:

1st Half: 3 min., 2nd Half: 4 min.

SAT 29 JUL 2017
Start Time 10:00
Game Duration: 02:36

Match Report
IRI vs RUS
2:4 AET (1:1, 1:0)

Referee: Murat GÖZE (TUR)

Goal Scored:

MOHAMMADI (IRI) 18' Action Goal, AFANASYEV (RUS) 71' Action Goal, SHIRINYANTS (RUS) 103' Goal Free Kick, AFANASYEV (RUS) 105'+1' Action Goal, VORONIN (RUS) 112' Action Goal, MESBAHI (IRI) 120' Action Goal

IRI - Iran

[6]	BASIH Alireza (C)
[9]	AHMADVAND Aliakbar
[12]	RAJAEINEJAD Reza
[13]	KAZEMI Hossein (GK)
[14]	HAMOURI Abdolmahdi
[15]	JODEIRI HERAB Reza
[16]	RAHIMFERDOSINEZHAD (-71')
[17]	TAHERPOUR Moslem (-56')
[18]	MESBAHI Hossein
[19]	SOLEYMANI Iman (-101')
[21]	MOHAMMADI Milad

Substitutes

[1]	SADEGHISAROKLAEI (GK) (+101')
[2]	HOSSEYNI Seyyedamir
[3]	SALIMI HIZAJI Reza
[4]	MAHBOUBI JOGHAN Ali Asghar
[5]	ZEINALVAND Ali
[7]	FARZIKAKAVAND Mohsen (+71')
[8]	HEYDARIBONDARABADI (+56')
[10]	MOHEBIABKENAR Iman
[11]	ZEINALVAND Siavash
[20]	SHIRZAD SIBONI Mazaher
[22]	MORADI Mostafa

Coach ROSHAN Seyyed Hassan (IRI)

RUS - Russia

[1]	PRONICHEV Denis (GK)
[2]	KIRICHUK (-105')
[4]	MISUNOV Leonid Alexandrovich
[7]	ZORIN Vladislav (C)
[8]	BAKLANOV Oleg
[9]	AFANASYEV Nikolay Viktorovich
[10]	SHIRINYANTS Marat Arturovich
[12]	EVSTRATENKO
[13]	KUDIN Denis Olegovich (-44')
[14]	TKACH Timofei Igorevich
[18]	VORONIN Nikolay (-120'+1')

Substitutes

[3]	ABAZOV Betal (+44')
[5]	MEGED Evgeny N.
[6]	MAFTEUTSA Roman Nikolaevich
[11]	KOCHIEV Arkadiy
[15]	BOITSOV Dmitrii
[16]	MIRONOV Artem (GK)
[17]	ZANEGIN Mikhail
[19]	PAVLUKOVICH Alexander (+105')
[20]	CHUMAKOV Alik (+120'+1')
[21]	DORKICHEV Sergey
[22]	AFANASYEV Aleksei

Coach IVANOV Dimitry (RUS)

Cautions:

MISUNOV (RUS) 59' , MOHAMMADI (IRI) 60' , EVSTRATENKO (RUS) 62'

Expulsions:

KAZEMI (IRI) 98' Red Card

Additional Time:

1st Half: 1 min., 2nd Half: 3 min., 1st Extra Time: 0 min., 2nd Extra Time: 1 min.

SAT 29 JUL 2017
Start Time 10:00
Game Duration: 02:36

Match Report
IRI vs RUS
2:4 AET (1:1, 1:0)

IRI - Iran	STATISTICS	RUS - Russia
16	Shots	21
6	Shots on Goal	6
13	Fouls	17
7	Corner Kicks	11
20	Free Kicks	13
0	Penalty Kicks	1
0	Offsides	3
0	Own Goals	0
1	Yellow Cards (Cautions)	2
0	Expulsions (2nd Yellow)	0
1	Red Cards (Expulsions)	0
83%	Ball Possession	17
143	Actual Playing Time	30

IRI - Iran

No.	Name	Pos	Min	GF	GA	SG/S	PK	Fouls		Y	Red Cards	
								FC	FS		2Y=R	R
6	BASIH Alireza (C)		125			0/1		1	2			
9	AHMADVAND Aliakbar		125			0/3		1				
12	RAJAEINEJAD Reza		125			1/4		2	4			
13	KAZEMI Hossein	GK	101		1							1
14	HAMOURI Abdolmahdi		125						1			
15	JODEIRI HERAB Reza		125			1/2		1	4			
16	RAHIMFERDOSINEZHAD Mostafa		72			1/1		1	1			
17	TAHERPOUR Moslem		56					1				
18	MESBAHI Hossein		125	1		1/2		1	1			
19	SOLEYMANI Iman		105			0/1			1			
21	MOHAMMADI Milad		125	1		1/1		3	2	1		
Substitutes												
1	SADEGHISAROKLAEI Akbar	GK	20		3							
7	FARZIKAKAVAND Mohsen		53			1/1		1	1			
8	HEYDARIBONDARABADI Mostafa		69					1				
			Totals	2	4	6/16		13	17	1		1

RUS - Russia

No.	Name	Pos	Min	GF	GA	SG/S	PK	Fouls		Y	Red Cards	
								FC	FS		2Y=R	R
1	PRONICHEV Denis	GK	125		2							
2	KIRICHUK Denis Alexandrovich		108					2	3			
4	MISUNOV Leonid Alexandrovich		125					1	1	1		
7	ZORIN Vladislav (C)		125			0/1		1	1			
8	BAKLANOV Oleg		125			0/6	0/1	3	2			
9	AFANASYEV Nikolay Viktorovich		125	2		4/6		4	3			
10	SHIRINYANTS Marat Arturovich		125	1		1/1			1			
12	EVSTRATENKO		125			0/2		1	1	1		
13	KUDIN Denis Olegovich		43					2				
14	TKACH Timofei Igorevich		125					2				
18	VORONIN Nikolay		125	1		1/5		1				
Substitutes												
3	ABAZOV Betal		82									
19	PAVLUKOVICH Alexander		17									
20	CHUMAKOV Alik		0									
			Totals	4	2	6/21	0/1	17	12	2		

SAT 29 JUL 2017
Start Time 10:00

Start List

IRI vs RUS

Referee: Murat GÖZE (TUR)

IRI - Iran			Shirts: White		Shorts: White		Socks: White						
No.	Name	Pos	Date of Birth	Club	Heigh	Competition Statistics							
						MP	Min	GF	Y	2Y=	R		
6	BASIH Alireza (C)		4 AUG 1983			4	377		1				
9	AHMADVAND Aliakbar		16 MAR 1986			4	377	1					
12	RAJAEINEJAD Reza		22 MAY 1987			3	130	1					
13	KAZEMI Hossein	GK	16 SEP 1988			4	325						
14	HAMOURI Abdolmahdi		24 APR 1991			4	377		1				
15	JODEIRI HERAB Reza		17 FEB 1991			4	367		1				
16	RAHIMFERDOSINEZHAD Mostafa		14 MAR 1992			3	245		1				
17	TAHERPOUR Moslem		19 SEP 1991			2	105						
18	MESBAHI Hossein		6 JUN 1990										
19	SOLEYMANI Iman		20 JUN 1986										
21	MOHAMMADI Milad		22 MAY 1998			1	17						
Substitutes													
1	SADEGHISAROKLAEI Akbar	GK	21 MAR 1979			1	52						
2	HOSSEYNI Seyyedamir		13 JUN 1990			4	377		2				
3	SALIMI HIZAJI Reza		8 APR 1989										
4	MAHBOUBI JOGHAN Ali Asghar		13 MAR 1993			4	276						
5	ZEINALVAND Ali		20 MAR 1996			3	282						
7	FARZIKAKAVAND Mohsen		14 DEC 1994			2	67						
8	HEYDARIBONDARABADI Mostafa		22 JAN 1987			4	221		1				
10	MOHEBIABKENAR Iman		21 MAR 1988			4	251						
11	ZEINALVAND Siavash		20 JAN 1992			3	144		1				
20	SHIRZAD SIBONI Mazaher		7 JAN 1987			2	158						
22	MORADI Mostafa		14 NOV 1989										
Coach	ROSHAN Seyyed Hassan (IRI)												

IRI Played		
PR	GER	0-1
PR	NGR	3-0
PR	FRA	1-0
QF	TUR	0-4
SF5	GBR	1-2

RUS - Russia			Shirts: Red		Shorts: Red		Socks: Red						
No.	Name	Pos	Date of Birth	Club	Heigh	Competition Statistics							
						MP	Min	GF	Y	2Y=	R		
1	PRONICHEV Denis	GK	31 DEC 1983			4	412		1				
2	KIRICHUK Denis Alexandrovich		20 FEB 1993			5	486		1				
4	MISUNOV Leonid Alexandrovich		10 MAY 1983			5	444	1	1				
7	ZORIN Vladislav (C)		30 NOV 1982			5	487	1					
8	BAKLANOV Oleg		16 OCT 1994			5	386	5	1				
9	AFANASYEV Nikolay Viktorovich		17 SEP 1986			4	225	2					
10	SHIRINYANTS Marat Arturovich		7 JAN 1990			4	412	1	1				
12	EVSTRATENKO S.		25 OCT 1984			5	342	1					
13	KUDIN Denis Olegovich		16 NOV 1988			2	61	1	1				
14	TKACH Timofei Igorevich		25 SEP 1993			1	20						
18	VORONIN Nikolay		18 MAR 1993			5	475	2	1				
Substitutes													
3	ABAZOV Betal		22 MAR 1989			5	507						
5	MEGED Evgeny N.		23 MAY 1986			3	221		2				
6	MAFTEUTSA Roman Nikolaevich		18 MAY 1989			4	398						
11	KOCHIEV Arkadiy		30 JUL 1980			5	176	1					
15	BOITSOV Dmitrii		3 OCT 1992			4	322		1				
16	MIRONOV Artem	GK	10 AUG 1994			1	95						
17	ZANEGIN Mikhail		18 MAY 1989			1	49	1					
19	PAVLUKOVICH Alexander		25 DEC 1995			2	60						
20	CHUMAKOV Alik		14 MAR 1995										
21	DORKICHEV Sergey		4 FEB 1982										
22	AFANASYEV Aleksei		25 JUL 1984										
Coach	IVANOV Dimitry (RUS)												

RUS Played		
PR	KOR	3-0
PR	GBR	1-0
PR	BRA	5-1
QF	UKR	4-5
SF5	GER	3-4

Weather forecast: Sunny

THU 27 JUL 2017
Start Time 16:00
Game Duration: 01:55

Match Report
TUR vs ITA
4:0 (1:0)

Referee:	Pedro COSTA (POR)		
Assistant Referee:	Hasan ERDOGAN (TUR)	**Referee Observer:**	Ilkay AYDIN (TUR)
Assistant Referee:	Sezgin SAHBAZ (TUR)		
4th Official:	Ricardo SCHEUERER (GER)		

Goal Scored:

AYDENIZ (TUR) 39' Action Goal, ER (TUR) 69' Head Goal , SU (TUR) 81' Action Goal, SIMSEK (TUR) 85' Action Goal

TUR - Turkey

[1]	MERT Ersin (GK)
[3]	BASARAN Serhat
[4]	AYDENIZ Orhan
[5]	BALCI Soner (C)
[7]	KURT Hakan (-57')
[8]	SIMSEK Murat
[10]	SU Esref Metin
[11]	ER Huseyin (-84')
[16]	ALKAN Tolga
[17]	SERT Mehmet
[21]	SUNMEZ Imamettin (-75')

Substitutes

[2]	KIRISCI Melih
[6]	EROL Hakan (+57')
[9]	KILIC Kasim
[12]	KARACA Seyit (GK)
[13]	OZESER Janbert
[14]	SAHIN Yunus
[15]	SASMAZ Mustafa
[18]	DALKIRAN Ali
[19]	KAYA Firat (+84')
[20]	AKTAS Mahmut (+75')
[22]	ACAR Mustafa (GK)

Coach METIN Ali (TUR)

ITA - Italy

[1]	FABBRI Marco (GK)
[2]	TORRIANI Filippo Maria
[4]	LONGHI Davide (-74')
[5]	RANNO Salvatore
[6]	ZOLLO Giorgio
[7]	MANNARI Jacopo
[9]	BILGINI Salvatore (-69')
[10]	GRIPPO Davide (C) (-60')
[11]	CIGNA Luigi
[14]	DI BIASE Francesco
[16]	CONDELLO Dustin Scott

Substitutes

[8]	BRAGALIA Stefano (+60')
[12]	PERILLI Davide
[13]	LEONE Antonio
[15]	DI BIASE Lucio (+74')
[17]	TERRANOVA Salvatore (+69')
[18]	BIASI Christian
[19]	MATERA Stefano
[21]	CONTI Davide
[22]	GUZZARDI Antonino

Coach DEL CORNO Stefano (ITA)

Cautions:

AYDENIZ (TUR) 76' , KAYA (TUR) 88'

Expulsions:

Additional Time:

1st Half: 2 min., 2nd Half: 3 min.

THU 27 JUL 2017
Start Time 20:00
Game Duration: 01:53

Match Report
EGY vs UKR
0:1 (0:1)

Referee: Gökhan ÖZBULUT (TUR)
Assistant Referee: Bülent ULUDOGAN (TUR)
Assistant Referee: GÜMRÜKÇÜOGLU T. (TUR)
4th Official: Ömür BOZKURT (TUR)
Referee Observer: Faruk SERTAKAN (TUR)

Goal Scored:

BAYEV (UKR) 41' Head Goal

EGY - Egypt

[1]	MEKAWI (C) (GK)
[4]	ALY Tarek Ahmed
[5]	ABDEL SALAM
[6]	EL SAYED Mohamed (-71')
[10]	AHMED Mohamed Mahmoud (-36')
[11]	KHALIFA Mostafa Abdelrahman
[13]	HAMED ABDELHAY
[14]	YASSEIN Hamada
[15]	HELAL Mohamed Ahmed Abdou
[17]	ELBANA Hossam Maher
[22]	ABOUELELA Mohamed Ahmed

Substitutes

[2]	SABER Mohamed
[3]	ELHENDAWY Reda Abdelwahab
[7]	GAD Hatem Abdelwadoud
[8]	ELAWADY Mahmoud Ahmed
[9]	FARIZ Mostafa (+36') (-77')
[12]	ABDELHAMID Elsayed (+71')
[16]	AHMED Eslam
[18]	ABDELRAHMAN Ahmed Mansour
[19]	EMAD Ahmed Saber (+77')
[20]	NASSER Omar
[21]	SABER Gamal Elsayed

Coach SARR Tawfrir (EGY)

UKR - Ukraine

[4]	SOTNIKOV Andrii
[5]	PUSTOVIT Viktor
[7]	RIY Volodymyr (-61')
[9]	STATIVKA Oleksii
[11]	REUTOV Ihor
[12]	UKRAINETS Dmytro (C) (GK)
[14]	MCHEDLISHVILI Shalva
[15]	VOICHENKO Kostyantyn
[17]	BAYEV Sergiy (-76')
[18]	BIELOUSOV Dmytro
[19]	OLENYCH Oleksandr

Substitutes

[1]	FROLOV Serhiy (GK)
[3]	PRYCHYNA Rodion
[6]	VALCHUK Volodymyr
[8]	NEVENCHENKO Dmytro
[10]	VERESHCHAKA Oleksandr
[13]	SHOTURMA Ihor (+76')
[16]	SOBCHENKO Andrii
[20]	BRAGIN Viacheslav (+61')

Coach KOZIN Viktor (UKR)

Cautions:

ALY (EGY) 14' , SOTNIKOV (UKR) 48' , PUSTOVIT (UKR) 83' , ELBANA (EGY) 90'+4'

Expulsions:

ABDELRAHMAN (EGY) 90'+5' Red Card

Additional Time:

1st Half: 2 min., 2nd Half: 4 min.

THU 27 JUL 2017
Start Time 10:00
Game Duration: 01:57

Match Report
IRI vs GBR
1:2 (1:1)

Referee:	Samet ÇIÇEK (TUR)		
Assistant Referee:	Mesut HAKALMAZ (TUR)	**Referee Observer:**	Serkan GÜLER (TUR)
Assistant Referee:	Eray PINAR (TUR)		
4th Official:	Teksen EKER (TUR)		

Goal Scored:

CASEY (GBR) 20' Action Goal, RAJAEINEJAD (IRI) 42' Action Goal, CAMERON (GBR) 89' Action Goal

IRI - Iran

[1]	SADEGHISAROKLAEI (GK) (-52')
[2]	HOSSEYNI Seyyedamir
[4]	MAHBOUBI JOGHAN Ali Asghar
[6]	BASIH Alireza (C)
[8]	HEYDARIBONDARABADI Mostafa
[9]	AHMADVAND Aliakbar
[12]	RAJAEINEJAD Reza (-58')
[14]	HAMOURI Abdolmahdi
[15]	JODEIRI HERAB Reza
[16]	RAHIMFERDOSINEZHAD Mostafa
[17]	TAHERPOUR Moslem

Substitutes

[3]	SALIMI HIZAJI Reza
[5]	ZEINALVAND Ali
[7]	FARZIKAKAVAND Mohsen
[10]	MOHEBIABKENAR (+58') (-77')
[11]	ZEINALVAND Siavash
[13]	KAZEMI Hossein (GK) (+52')
[18]	MESBAHI Hossein
[19]	SOLEYMANI Iman
[20]	SHIRZAD SIBONI Mazaher
[21]	MOHAMMADI Milad (+77')
[22]	MORADI Mostafa

Coach ROSHAN Seyyed Hassan (IRI)

GBR - Great Britain

[2]	ALLEN Thomas Henry (C)
[3]	WOOD Damien
[5]	BYFIELD (-55')
[7]	DOLAN Philip-John (-80')
[8]	GREGORY Nicholas John
[16]	LLEWELLYN Adam (-88')
[18]	CASEY Rylan
[19]	CAMERON Stuart Deans
[20]	SWIFT Philip
[21]	MACE Daniel
[22]	THOMAS Adam (GK)

Substitutes

[1]	BOYLE Thomas (GK)
[4]	MILLENSTEAD Jeremy Thomas
[6]	LAMPERT Benjamin Michael
[9]	CLARKE James Anthony (+55')
[10]	MANOOCHEHRI Oliver
[11]	COSTI Marios (+88')
[17]	KAMPS Philip (+80')

Coach HUMPHREYS Dean (GBR)

Cautions:

SWIFT (GBR) 18' , THOMAS (GBR) 33' , DOLAN (GBR) 39' , LLEWELLYN (GBR) 39' , HOSSEYNI (IRI) 39' , HAMOURI (IRI) 39' , HEYDARIBONDARABADI (IRI) 63'

Expulsions:

Additional Time:

1st Half: 1 min., 2nd Half: 4 min.

THU 27 JUL 2017
Start Time 10:00
Game Duration: 02:03

Match Report
GER vs RUS
4:3 (1:3)

Referee:	Murat ERCAN (TUR)
Assistant Referee:	Emircan ÇAGLA (TUR)
Assistant Referee:	Serkan AL (TUR)
4th Official:	Cumhur ÜSTÜNDAG (TUR)

Goal Scored:

BAKLANOV (RUS) 8' Action Goal, AFANASYEV (RUS) 14' Action Goal, CHRIST (GER) 30' Action Goal, AFANASYEV (RUS) 32' Action Goal, ZAPF (GER) 60' Action Goal, NOWARK (GER) 67' Goal Free Kick, ZALLA (GER) 70' Head Goal

GER - Germany

[3]	CHRIST Marc (-45')
[5]	FISCHER Andreas David (C)
[6]	ZAPF Andre
[7]	NOWARK Steven
[9]	PETERS Alexander
[10]	TRAPPE Fabian (-82')
[15]	JUKOVSKIY Denis
[18]	BOELKER Christian (GK)
[19]	KRAMER Mats-Hendrik (-49')
[20]	CHRIST Benjamin
[22]	ZALLA Raisi

Substitutes

[1]	ROHWEDDER Nils (GK)
[2]	SEEBURGER Marcus (+45')
[4]	DE MARCO Domenico
[8]	AKCAKAYA Hasan Ali
[11]	PLANK David
[12]	BAYER Robin Steven
[13]	HOFMANN Robert (+49')
[14]	KARCZEWSKI Dennis
[16]	BICAKOGLU Nick (+82')
[17]	MEDEWITZ Jan
[21]	PLANK Robin

Coach ZIMMERMANN Dirk (GER)

RUS - Russia

[1]	PRONICHEV Denis (GK)
[2]	KIRICHUK Denis Alexandrovich
[3]	ABAZOV Betal
[5]	MEGED Evgeny N. (-63')
[6]	MAFTEUTSA Roman Nikolaevich
[7]	ZORIN Vladislav (C)
[8]	BAKLANOV Oleg
[9]	AFANASYEV Nikolay Viktorovich
[10]	SHIRINYANTS Marat Arturovich
[12]	EVSTRATENKO (-82')
[18]	VORONIN Nikolay (-63')

Substitutes

[4]	MISUNOV (+63')
[11]	KOCHIEV Arkadiy (+82')
[13]	KUDIN Denis Olegovich
[14]	TKACH Timofei Igorevich
[15]	BOITSOV Dmitrii (+63')
[16]	MIRONOV Artem (GK)
[17]	ZANEGIN Mikhail
[19]	PAVLUKOVICH Alexander
[20]	CHUMAKOV Alik
[21]	DORKICHEV Sergey
[22]	AFANASYEV Aleksei

Coach IVANOV Dimitry (RUS)

Cautions:

CHRIST (GER) 82' , HOFMANN (GER) 85' , BAKLANOV (RUS) 90'+2'

Expulsions:

Additional Time:

1st Half: 1 min., 2nd Half: 4 min.

THU 27 JUL 2017
Start Time 10:00
Game Duration: 02:03

Match Report
GER vs RUS
4:3 (1:3)

GER - Germany	STATISTICS	RUS - Russia
11	Shots	10
8	Shots on Goal	7
16	Fouls	9
2	Corner Kicks	3
11	Free Kicks	19
0	Penalty Kicks	0
3	Offsides	2
0	Own Goals	0
2	Yellow Cards (Cautions)	1
0	Expulsions (2nd Yellow)	0
0	Red Cards (Expulsions)	0
46%	Ball Possession	54
22	Actual Playing Time	26

GER - Germany

No.	Name	Pos	Min	GF	GA	SG/S	PK	Fouls		Y	Red Cards	
								FC	FS		2Y=R	R
3	CHRIST Marc		46									
5	FISCHER Andreas David (C)		95					3	1			
6	ZAPF Andre		95	1		1/2		2				
7	NOWARK Steven		95	1		2/3			2			
9	PETERS Alexander		95					3	3			
10	TRAPPE Fabian		83					2	1			
15	JUKOVSKIY Denis		95									
18	BOELKER Christian	GK	95		3							
19	KRAMER Mats-Hendrik		49						1			
20	CHRIST Benjamin		95	1		3/4		1		1		
22	ZALLA Raisi		95	1		2/2		1	1			
Substitutes												
2	SEEBURGER Marcus		49					1				
13	HOFMANN Robert		46					1		1		
16	BICAKOGLU Nick		12					2				
			Totals	4	3	8/11		16	9	2		

RUS - Russia

No.	Name	Pos	Min	GF	GA	SG/S	PK	Fouls		Y	Red Cards	
								FC	FS		2Y=R	R
1	PRONICHEV Denis	GK	95		4							
2	KIRICHUK Denis Alexandrovich		95			1/1			1			
3	ABAZOV Betal		95						1			
5	MEGED Evgeny N.		63						1			
6	MAFTEUTSA Roman Nikolaevich		95			1/1		1				
7	ZORIN Vladislav (C)		95					1	1			
8	BAKLANOV Oleg		95	1		2/3		2	3	1		
9	AFANASYEV Nikolay Viktorovich		95	2		2/2			3			
10	SHIRINYANTS Marat Arturovich		95			0/2			4			
12	EVSTRATENKO		83					2	1			
18	VORONIN Nikolay		63			1/1		1				
Substitutes												
4	MISUNOV Leonid Alexandrovich		32					1	1			
11	KOCHIEV Arkadiy		12									
15	BOITSOV Dmitrii		32					1				
			Totals	3	4	7/10		9	16	1		

THU 27 JUL 2017
Start Time 10:00

Start List

GER vs RUS

Referee: Murat ERCAN (TUR)
Assistant Referee: Emircan ÇAGLA (TUR)
Assistant Referee: Serkan AL (TUR)
4th Official: Cumhur ÜSTÜNDAG (TUR)

GER - Germany

Shirts: White **Shorts:** White **Socks:** White

No.	Name	Pos	Date of Birth	Club	Heigh	Competition Statistics					
						MP	Min	GF	Y	2Y=	R
3	CHRIST Marc		30 JUL 1985			3	286		1		
5	FISCHER Andreas David (C)		2 APR 1982			3	286		1		
6	ZAPF Andre		30 APR 1985			3	286		1		
7	NOWARK Steven		20 JUL 1994			3	266				
9	PETERS Alexander		27 MAY 1991			2	21				
10	TRAPPE Fabian		13 MAY 1986			3	248	1	1		
15	JUKOVSKIY Denis		7 JUL 1976			3	286		1		
18	BOELKER Christian	GK	25 MAY 1988			3	286				
19	KRAMER Mats-Hendrik		13 NOV 1991								
20	CHRIST Benjamin		4 JUL 1988			3	184				
22	ZALLA Raisi		26 JUN 1998			3	204	1	1		
Substitutes											
1	ROHWEDDER Nils	GK	1 JAN 1988								
2	SEEBURGER Marcus		15 NOV 1993			2	188				
4	DE MARCO Domenico		2 MAR 1992			3	197		1		
8	AKCAKAYA Hasan Ali		13 JAN 1992			2	39				
11	PLANK David		14 JUL 1992			3	88				
12	BAYER Robin Steven		5 AUG 1991			3	282		1		
13	HOFMANN Robert		8 AUG 1994								
14	KARCZEWSKI Dennis		9 MAR 1994								
16	BICAKOGLU Nick		28 APR 1996								
17	MEDEWITZ Jan		11 FEB 1993								
21	PLANK Robin		29 DEC 1995								
Coach	ZIMMERMANN Dirk (GER)										

GER Played		
PR	IRI	1-0
PR	FRA	0-0
PR	NGR	3-0
QF	EGY	1-2

RUS - Russia

Shirts: Red **Shorts:** Red **Socks:** Red

No.	Name	Pos	Date of Birth	Club	Heigh	Competition Statistics					
						MP	Min	GF	Y	2Y=	R
1	PRONICHEV Denis	GK	31 DEC 1983			3	317		1		
2	KIRICHUK Denis Alexandrovich		20 FEB 1993			4	391		1		
3	ABAZOV Betal		22 MAR 1989			4	412				
5	MEGED Evgeny N.		23 MAY 1986			2	157		2		
6	MAFTEUTSA Roman Nikolaevich		18 MAY 1989			3	303				
7	ZORIN Vladislav (C)		30 NOV 1982			4	392	1			
8	BAKLANOV Oleg		16 OCT 1994			4	291	4			
9	AFANASYEV Nikolay Viktorovich		17 SEP 1986			3	130				
10	SHIRINYANTS Marat Arturovich		7 JAN 1990			3	317	1	1		
12	EVSTRATENKO S.		25 OCT 1984			4	259	1			
18	VORONIN Nikolay		18 MAR 1993			4	412	2	1		
Substitutes											
4	MISUNOV Leonid Alexandrovich		10 MAY 1983			4	412	1	1		
11	KOCHIEV Arkadiy		30 JUL 1980			4	163	1			
13	KUDIN Denis Olegovich		16 NOV 1988			2	61	1	1		
14	TKACH Timofei Igorevich		25 SEP 1993			1	20				
15	BOITSOV Dmitrii		3 OCT 1992			3	290		1		
16	MIRONOV Artem	GK	10 AUG 1994			1	95				
17	ZANEGIN Mikhail		18 MAY 1989			1	49	1			
19	PAVLUKOVICH Alexander		25 DEC 1995			2	60				
20	CHUMAKOV Alik		14 MAR 1995								
21	DORKICHEV Sergey		4 FEB 1982								
22	AFANASYEV Aleksei		25 JUL 1984								
Coach	IVANOV Dimitry (RUS)										

RUS Played		
PR	KOR	3-0
PR	GBR	1-0
PR	BRA	5-1
QF	UKR	4-5

Weather forecast: Sunny Temperature: 28°C Humidity: 63%

GENÇLİK VE SPOR BAKANLIĞI
TÜRKİYE MİLLİ OLİMPİYAT KOMİTESİ
SAMSUN VALİLİĞİ
SAMSUN BÜYÜKŞEHİR BELEDİYESİ
ONDOKUZ MAYIS ÜNİVERSİTESİ
KRONOS
DEAFLYMPICS

TUE 25 JUL 2017
Start Time 16:00
Game Duration: 01:54

Match Report
TUR vs IRI
4:0 (1:0)

Referee:	Ricardo SCHEUERER (GER)
Assistant Referee:	Bulent ULUDOGAN (TUR)
Assistant Referee:	GUMRUKCUOGLU T. (TUR)
4th Official:	Alexandre MAKHOV (RUS)
Referee Observer:	Faruk SERTAKAN (TUR)

Goal Scored:

SUNMEZ (TUR) 39' Action Goal, SU (TUR) 81' Action Goal, SU (TUR) 87' Action Goal, SU (TUR) 88' Action Goal

TUR - Turkey

[1]	MERT Ersin (GK)
[3]	BASARAN Serhat
[4]	AYDENIZ Orhan
[5]	BALCI Soner (C)
[7]	KURT Hakan (-75')
[8]	SIMSEK Murat
[10]	SU Esref Metin
[11]	ER Huseyin (-89')
[16]	ALKAN Tolga
[17]	SERT Mehmet (-31')
[21]	SUNMEZ Imamettin

Substitutes

[2]	KIRISCI Melih
[6]	EROL Hakan (+89')
[9]	KILIC Kasim
[12]	KARACA Seyit (GK)
[13]	OZESER Janbert
[14]	SAHIN Yunus (+75')
[15]	SASMAZ Mustafa
[18]	DALKIRAN Ali
[19]	KAYA Firat
[20]	AKTAS Mahmut (+31')
[22]	ACAR Mustafa (GK)

Coach METIN Ali (Turkey)

IRI - Iran

[2]	HOSSEYNI Seyyedamir
[4]	MAHBOUBI JOGHAN Ali Asghar
[5]	ZEINALVAND Ali
[6]	BASIH Alireza (C)
[7]	FARZIKAKAVAND Mohsen (-56')
[9]	AHMADVAND Aliakbar
[10]	MOHEBIABKENAR Iman
[13]	KAZEMI Hossein (GK)
[14]	HAMOURI Abdolmahdi
[15]	JODEIRI HERAB Reza (-84')
[16]	RAHIMFERDOSINEZHAD (-62')

Substitutes

[1]	SADEGHISAROKLAEI Akbar (GK)
[3]	SALIMI HIZAJI Reza
[8]	HEYDARIBONDARABADI (+56')
[11]	ZEINALVAND Siavash (+62')
[17]	TAHERPOUR Moslem (+84')
[18]	MESBAHI Hossein
[21]	MOHAMMADI Milad

Coach ROSHAN Seyyed Hassan (Iran)

Cautions:

KARACA (TUR) 40' , HOSSEYNI (IRI) 72' , SUNMEZ (TUR) 82'

Expulsions:

Additional Time:

1st Half: 2 min., 2nd Half: 4 min.

TUE 25 JUL 2017
Start Time 20:00
Game Duration: 02:45

Match Report
ITA vs GBR
0:0 AET (0:0, 0:0) 5:4 PSO

Referee:	Egemen ARTUN (TUR)
Assistant Referee:	Hasan ERDOGAN (TUR)
Assistant Referee:	Coskun YALCIN (TUR)
4th Official:	Omur BOZKURT (TUR)

Goal Scored:

ITA - Italy

[1]	FABBRI Marco (GK)	
[2]	TORRIANI Filippo Maria	
[4]	LONGHI Davide	
[5]	RANNO Salvatore	
[6]	ZOLLO Giorgio (-75')	
[7]	MANNARI Jacopo	
[10]	GRIPPO Davide (C) (-101')	
[11]	CIGNA Luigi	
[14]	DI BIASE Francesco	
[16]	CONDELLO Dustin Scott	
[18]	BIASI Christian (-45')	
Substitutes		
[8]	BRAGALIA Stefano (+101')	
[9]	BILGINI Salvatore (+75')	
[12]	PERILLI Davide	
[13]	LEONE Antonio	
[17]	TERRANOVA Salvatore (+45')	
[19]	MATERA Stefano	
[21]	CONTI Davide	
[22]	GUZZARDI Antonino	

Coach

GBR - Great Britain

[1]	BOYLE Thomas (GK)	
[4]	MILLENSTEAD Jeremy Thomas	
[5]	BYFIELD Matthew Ian Steven	
[6]	LAMPERT (-63')	
[7]	DOLAN Philip-John	
[9]	CLARKE James Anthony (C)	
[14]	LEE Kimahrie	
[15]	MCCARTHY Paul Ross	
[16]	LLEWELLYN Adam	
[17]	KAMPS Philip	
[20]	SWIFT Philip (-45')	
Substitutes		
[2]	ALLEN Thomas Henry (+45')	
[3]	WOOD Damien	
[8]	GREGORY Nicholas John	
[10]	MANOOCHEHRI Oliver (+120'+1')	
[11]	COSTI (+63') (-120'+1')	
[18]	CASEY Rylan	
[19]	CAMERON Stuart Deans	
[21]	MACE Daniel	
[22]	THOMAS Adam	

Coach

Cautions:
GRIPPO (ITA) 42' , MILLENSTEAD (GBR) 53' , RANNO (ITA) 72' , LEE (GBR) 90'+3' , MANNARI (ITA) 103' , MCCARTHY (GBR) 117' , ALLEN (GBR) 120'+1'

Expulsions:

Additional Time:
1st Half: 2 min., 2nd Half: 4 min., 1st Extra Time: 1 min., 2nd Extra Time: 1 min.

Penalty shoot-out

ITA - Italy			GBR - Great Britain		
11 CIGNA Luigi	GOAL	1 - 1	2 ALLEN Thomas Henry	GOAL	0 - 1

TUE 25 JUL 2017
Start Time 16:00
Game Duration: 02:04

Match Report
GER vs EGY
1:2 (1:1)

Referee: Erdem MERTOGLU (TUR)
Assistant Referee: Mehmet SENKAYA (TUR)
Assistant Referee: Ahmetcan AKKOYUN (TUR)
4th Official: Teksen EKER (TUR)
Referee Observer: Serkan GÜLER (TUR)

Goal Scored:

TRAPPE (GER) 5' Action Goal, YASSEIN (EGY) 28' Action Goal, ELBANA (EGY) 86' Penalty Goal

GER - Germany

[3]	CHRIST Marc
[4]	DE MARCO Domenico (-90'+2')
[5]	FISCHER Andreas David (C)
[6]	ZAPF Andre
[7]	NOWARK Steven
[8]	AKCAKAYA Hasan Ali (-35')
[10]	TRAPPE Fabian (-62')
[12]	BAYER Robin Steven
[15]	JUKOVSKIY Denis
[18]	BOELKER Christian (GK)
[22]	ZALLA Raisi

Substitutes

[1]	ROHWEDDER Nils (GK)
[2]	SEEBURGER Marcus
[9]	PETERS Alexander (+90'+2')
[11]	PLANK David (+35')
[13]	HOFMANN Robert
[14]	KARCZEWSKI Dennis
[16]	BICAKOGLU Nick
[17]	MEDEWITZ Jan
[19]	KRAMER Mats-Hendrik
[20]	CHRIST Benjamin (+62')
[21]	PLANK Robin

Coach ZIMMERMANN Dirk

EGY - Egypt

[1]	MEKAWI (C) (GK)
[3]	ELHENDAWY Reda Abdelwahab
[4]	ALY Tarek Ahmed
[6]	EL SAYED Mohamed (-90')
[10]	AHMED Mohamed Mahmoud (-77')
[11]	KHALIFA Mostafa Abdelrahman
[13]	HAMED ABDELHAY
[14]	YASSEIN Hamada
[15]	HELAL Mohamed Ahmed Abdou
[17]	ELBANA Hossam Maher
[22]	ABOUELELA Mohamed Ahmed

Substitutes

[5]	ABDEL SALAM
[7]	GAD Hatem Abdelwadoud
[8]	ELAWADY Mahmoud Ahmed
[9]	FARIZ Mostafa (+77')
[12]	ABDELHAMID Elsayed (+90')
[16]	AHMED Eslam (GK)
[19]	EMAD Ahmed Saber

Coach SARR Tawfrir

Cautions:

DE MARCO (GER) 7' , ELHENDAWY (EGY) 43' , ZAPF (GER) 65' , FISCHER (GER) 90'+1' , FARIZ (EGY) 90'+3'

Expulsions:

Additional Time:

1st Half: 3 min., 2nd Half: 5 min.

SAT 30 DEC 1899
Start Time 0:00
Game Duration: 02:48

Match Report
RUS vs UKR
0:0 AET (0:0, 0:0) 4:5 PSO

Referee: Pedro COSTA (POR)
Assistant Referee: Mesut HAKALMAZ (TUR)
Assistant Referee: Eray PINAR (TUR)
4th Official: Murat GÖZE (TUR)
Referee Observer: Nurtaç YAZAR (TUR)

Goal Scored:

RUS - Russia

[1]	PRONICHEV Denis (GK)
[2]	KIRICHUK Denis Alexandrovich
[3]	ABAZOV Betal
[4]	MISUNOV Leonid Alexandrovich
[6]	MAFTEUTSA (-108')
[7]	ZORIN Vladislav (C)
[9]	AFANASYEV (-72')
[10]	SHIRINYANTS Marat Arturovich
[12]	EVSTRATENKO (-46')
[15]	BOITSOV Dmitrii
[18]	VORONIN Nikolay

Substitutes

[8]	BAKLANOV Oleg (+46')
[11]	KOCHIEV Arkadiy (+72')
[13]	KUDIN Denis Olegovich (+108')
[14]	TKACH Timofei Igorevich
[16]	MIRONOV Artem (GK)
[17]	ZANEGIN Mikhail
[19]	PAVLUKOVICH Alexander
[20]	CHUMAKOV Alik
[21]	DORKICHEV Sergey
[22]	AFANASYEV Aleksei (GK)

Coach IVANOV Dimitry

UKR - Ukraine

[4]	SOTNIKOV Andrii
[5]	PUSTOVIT Viktor
[7]	RIY Volodymyr
[8]	NEVENCHENKO Dmytro (-74')
[9]	STATIVKA Oleksii (-25')
[11]	REUTOV Ihor
[12]	UKRAINETS Dmytro (C) (GK)
[15]	VOICHENKO Kostyantyn
[17]	BAYEV Sergiy
[18]	BIELOUSOV Dmytro
[19]	OLENYCH Oleksandr

Substitutes

[1]	FROLOV Serhiy (GK)
[3]	PRYCHYNA Rodion
[6]	VALCHUK Volodymyr
[10]	VERESHCHAKA Oleksandr
[13]	SHOTURMA Ihor (+25')
[16]	SOBCHENKO Andrii
[20]	BRAGIN Viacheslav (+74')

Coach KOZIN Viktor

Cautions:

RIY (UKR) 55' , SHOTURMA (UKR) 81' , VORONIN (RUS) 84' , PRONICHEV (RUS) 96' , MISUNOV (RUS) 98' , VOICHENKO (UKR) 103' , PUSTOVIT (UKR) 120'

Expulsions:

Additional Time:

1st Half: 0 min., 2nd Half: 3 min., 1st Extra Time: 1 min., 2nd Extra Time: 1 min.

Penalty shoot-out

RUS - Russia **UKR - Ukraine**

SAT 30 DEC 1899
Start Time 0:00
Game Duration: 02:48

Match Report
RUS vs UKR
0:0 AET (0:0, 0:0) 4:5 PSO

13	KUDIN Denis Olegovich	GOAL	1 - 0	19	OLENYCH Oleksandr	GOAL	1 - 1
4	MISUNOV Leonid Alexandrovich	GOAL	2 - 1	7	RIY Volodymyr	GOAL	2 - 2
10	SHIRINYANTS Marat Arturovich	SAVED	2 - 2	15	VOICHENKO Kostyantyn	GOAL	2 - 3
8	BAKLANOV Oleg	GOAL	3 - 3	13	SHOTURMA Ihor	MISSED	3 - 3
18	VORONIN Nikolay	GOAL	4 - 3	11	REUTOV Ihor	GOAL	4 - 4
7	ZORIN Vladislav	SAVED	4 - 4	5	PUSTOVIT Viktor	MISSED	4 - 4
3	ABAZOV Betal	MISSED	4 - 4	4	SOTNIKOV Andrii	GOAL	4 - 5

SAT 30 DEC 1899
Start Time 0:00
Game Duration: 02:48

Match Report
RUS vs UKR
0:0 AET (0:0, 0:0) 4:5 PSO

RUS - Russia	STATISTICS	UKR - Ukraine
16	Shots	19
4	Shots on Goal	7
21	Fouls	27
7	Corner Kicks	14
30	Free Kicks	28
0	Penalty Kicks	0
7	Offsides	3
0	Own Goals	0
3	Yellow Cards (Cautions)	4
0	Expulsions (2nd Yellow)	0
0	Red Cards (Expulsions)	0
19%	Ball Possession	81%
35	Actual Playing Time	151

RUS - Russia

No.	Name	Pos	Min	GF	GA	SG/S	PK	Fouls		Y	Red Cards	
								FC	FS		2Y=R	R
1	PRONICHEV Denis	GK	125						1	1		
2	KIRICHUK Denis Alexandrovich		125			0/1		1	1			
3	ABAZOV Betal		125					3	1			
4	MISUNOV Leonid Alexandrovich		125					2	1	1		
6	MAFTEUTSA Roman Nikolaevich		111			1/2		2	1			
7	ZORIN Vladislav (C)		125					1	4			
9	AFANASYEV Nikolay Viktorovich		71			1/3		1	4			
10	SHIRINYANTS Marat Arturovich		125			0/1		3	7			
12	EVSTRATENKO		45					3				
15	BOITSOV Dmitrii		125			0/1		4	1			
18	VORONIN Nikolay		125			2/5			1	1		
Substitutes												
8	BAKLANOV Oleg		80			0/3			1			
11	KOCHIEV Arkadiy		54					1	2			
13	KUDIN Denis Olegovich		14									
			Totals			4/16		21	25	3		

UKR - Ukraine

No.	Name	Pos	Min	GF	GA	SG/S	PK	Fouls		Y	Red Cards	
								FC	FS		2Y=R	R
4	SOTNIKOV Andrii		125			0/1		1	2			
5	PUSTOVIT Viktor		125					4		1		
7	RIY Volodymyr		125			1/2		6	3	1		
8	NEVENCHENKO Dmytro		73			0/2		5	2			
9	STATIVKA Oleksii		24						1			
11	REUTOV Ihor		125			3/7		2	2			
12	UKRAINETS Dmytro (C)	GK	125									
15	VOICHENKO Kostyantyn		125					2	1	1		
17	BAYEV Sergiy		125					3				
18	BIELOUSOV Dmytro		125			0/2		1	4			
19	OLENYCH Oleksandr		125			3/5		1	3			
Substitutes												
13	SHOTURMA Ihor		101					1	1	1		
20	BRAGIN Viacheslav		52					1				
			Totals			7/19		27	20	4		

TUE 25 JUL 2017
Start Time 20:00

Start List

RUS vs UKR

Referee: Pedro COSTA (POR)
Assistant Referee: Mesut HAKALMAZ (TUR)
Assistant Referee: Eray PINAR (TUR)
4th Official: Murat GÖZE (TUR)
Referee Observer: Nurtaç YAZAR (TUR)

RUS - Russia — **Shirts:** Red — **Shorts:** Red — **Socks:** Red

No.	Name	Pos	Date of Birth	Club	Height	Competition Statistics					
						MP	Min	GF	Y	2Y=R	R
1	PRONICHEV Denis	GK	31 DEC 1983			2	192				
2	KIRICHUK Denis Alexandrovich		20 FEB 1993			3	266		1		
3	ABAZOV Betal		22 MAR 1989			3	287				
4	MISUNOV Leonid Alexandrovich		10 MAY 1983			3	287				
6	MAFTEUTSA Roman Nikolaevich		18 MAY 1989			2	192				
7	ZORIN Vladislav (C)		30 NOV 1982			3	267	1			
9	AFANASYEV Nikolay Viktorovich		17 SEP 1986			2	58				
10	SHIRINYANTS Marat Arturovich		7 JAN 1990			2	192	1	1		
12	EVSTRATENKO S.		25 OCT 1984			3	214	1			
15	BOITSOV Dmitrii		3 OCT 1992			2	165		1		
18	VORONIN Nikolay		18 MAR 1993			3	287	1			
Substitutes											
8	BAKLANOV Oleg		16 OCT 1994			3	211	3			
11	KOCHIEV Arkadiy		30 JUL 1980			3	110	1			
13	KUDIN Denis Olegovich		16 NOV 1988			1	47		1		
14	TKACH Timofei Igorevich		25 SEP 1993			1	20				
16	MIRONOV Artem	GK	10 AUG 1994			1	95				
17	ZANEGIN Mikhail		18 MAY 1989			1	49	1			
19	PAVLUKOVICH Alexander		25 DEC 1995			2	60				
20	CHUMAKOV Alik		14 MAR 1995								
21	DORKICHEV Sergey		4 FEB 1982								
22	AFANASYEV Aleksei	GK	25 JUL 1984								
SUS	MEGED Evgeny N.		23 MAY 1986			2	157		2		
Coach	IVANOV Dimitry										

RUS Played		
PR	KOR	3-0
PR	GBR	1-0
PR	BRA	5-1

UKR - Ukraine — **Shirts:** Yellow — **Shorts:** Yellow — **Socks:** Yellow

No.	Name	Pos	Date of Birth	Club	Height	Competition Statistics					
						MP	Min	GF	Y	2Y=R	R
4	SOTNIKOV Andrii		21 JUN 1988			3	281				
5	PUSTOVIT Viktor		9 MAR 1988			3	281	1			
7	RIY Volodymyr		26 JAN 1986			3	216				
8	NEVENCHENKO Dmytro		15 JAN 1984			3	161				
9	STATIVKA Oleksii		12 OCT 1988			3	182	2			
11	REUTOV Ihor		18 JUL 1995			3	281	1	1		
12	UKRAINETS Dmytro (C)	GK	6 MAR 1984			1	92				
15	VOICHENKO Kostyantyn		19 JAN 1997			2	190				
17	BAYEV Sergiy		20 JAN 1988			1	73				
18	BIELOUSOV Dmytro		17 OCT 1994			2	117	1			
19	OLENYCH Oleksandr		12 SEP 1996			3	281		1		
Substitutes											
1	FROLOV Serhiy	GK	21 JUN 1987			2	189				
3	PRYCHYNA Rodion		9 DEC 1983								
6	VALCHUK Volodymyr		13 JUN 1992			1	91				
10	VERESHCHAKA Oleksandr		20 JUL 1991			3	60				
13	SHOTURMA Ihor		31 OCT 1993			3	160				
16	SOBCHENKO Andrii		4 FEB 1993								
20	BRAGIN Viacheslav		18 FEB 1993			3	156				
SUS	MCHEDLISHVILI Shalva		23 FEB 1991			3	281		2		
Coach	KOZIN Viktor										

UKR Played		
PR	JPN	1-2
PR	ITA	1-1
PR	ARG	3-0

Weather forecast: Clear Night Temperature: 27°C Humidity: 65%

Pool standings

As of SUN 23 JUL 2017 at 23:45

Group A						Matches				Goals			
Rank		TUR	EGY	KSA	VEN	Played	Won	Drawn	Lost	For	Against	Diff.	Points
1	TUR	---	1 - 0	3 - 1	3 - 0	3	3	0	0	7	1	6	9
2	EGY	0 - 1	---	5 - 1	2 - 0	3	2	0	1	7	2	5	6
3	KSA	1 - 3	1 - 5	---	6 - 0	3	1	0	2	8	8	0	3
4	VEN	0 - 3	0 - 2	0 - 6	---	3	0	0	3	0	11	-11	0

Group B						Matches				Goals			
Rank		GER	IRI	FRA	NGR	Played	Won	Drawn	Lost	For	Against	Diff.	Points
1	GER	---	1 - 0	0 - 0	3 - 0	3	2	1	0	4	0	4	7
2	IRI	0 - 1	---	1 - 0	3 - 0	3	2	0	1	4	1	3	6
3	FRA	0 - 0	0 - 1	---	3 - 0	3	1	1	1	3	1	2	4
4	NGR	0 - 3	0 - 3	0 - 3	---	3	0	0	3	0	9	-9	0

Group C						Matches				Goals			
Rank		ITA	UKR	JPN	ARG	Played	Won	Drawn	Lost	For	Against	Diff.	Points
1	ITA	---	1 - 1	3 - 2	1 - 1	3	1	2	0	5	4	1	5
2	UKR	1 - 1	---	1 - 2	3 - 0	3	1	1	1	5	3	2	4
3	JPN	2 - 3	2 - 1	---	2 - 2	3	1	1	1	6	6	0	4
4	ARG	1 - 1	0 - 3	2 - 2	---	3	0	2	1	3	6	-3	2

Group D						Matches				Goals			
Rank		RUS	GBR	KOR	BRA	Played	Won	Drawn	Lost	For	Against	Diff.	Points
1	RUS	---	1 - 0	3 - 0	5 - 1	3	3	0	0	9	1	8	9
2	GBR	0 - 1	---	4 - 2	5 - 1	3	2	0	1	9	4	5	6
3	KOR	0 - 3	2 - 4	---	2 - 0	3	1	0	2	4	7	-3	3
4	BRA	1 - 5	1 - 5	0 - 2	---	3	0	0	3	2	12	-10	0

Games Schedule

Date	Start Time	Phase	Game	Teams	Result
WED 19 JUL	10:00	Preliminary Group A	4	EGY - VEN	2 - 0
WED 19 JUL	10:00	Preliminary Group C	6	ITA - ARG	1 - 1
WED 19 JUL	10:00	Preliminary Group C	5	UKR - JPN	1 - 2
WED 19 JUL	16:00	Preliminary Group B	7	FRA - NGR	3 - 0
WED 19 JUL	16:00	Preliminary Group D	8	GBR - BRA	5 - 1
WED 19 JUL	16:00	Preliminary Group D	7	RUS - KOR	3 - 0
WED 19 JUL	20:00	Preliminary Group A	10	TUR - KSA	3 - 1
WED 19 JUL	20:00	Preliminary Group B	11	GER - IRI	1 - 0
FRI 21 JUL	10:00	Preliminary Group B	17	GER - FRA	0 - 0
FRI 21 JUL	10:00	Preliminary Group B	15	IRI - NGR	3 - 0

GENÇLİK VE SPOR BAKANLIĞI
TÜRKİYE MİLLİ OLİMPİYAT KOMİTESİ
SAMSUN VALİLİĞİ
SAMSUN BÜYÜKŞEHİR BELEDİYESİ
ONDOKUZ MAYIS ÜNİVERSİTESİ
KRONOS
DEAFLYMPICS

Pool standings

As of SUN 23 JUL 2017 at 23:45

Games Schedule

Date	Start Time	Phase	Game	Teams	Result
FRI 21 JUL	10:00	Preliminary Group D	16	KOR - BRA	2 - 0
FRI 21 JUL	16:00	Preliminary Group A	18	KSA - VEN	6 - 0
FRI 21 JUL	16:00	Preliminary Group C	20	JPN - ARG	2 - 2
FRI 21 JUL	16:00	Preliminary Group C	19	UKR - ITA	1 - 1
FRI 21 JUL	20:00	Preliminary Group A	21	TUR - EGY	1 - 0
FRI 21 JUL	20:00	Preliminary Group D	22	RUS - GBR	1 - 0
SUN 23 JUL	10:00	Preliminary Group A	27	EGY - KSA	5 - 1
SUN 23 JUL	10:00	Preliminary Group A	26	VEN - TUR	0 - 3
SUN 23 JUL	15:00	Preliminary Group B	28	FRA - IRI	0 - 1
SUN 23 JUL	15:00	Preliminary Group B	29	NGR - GER	0 - 3
SUN 23 JUL	18:00	Preliminary Group C	31	ARG - UKR	0 - 3
SUN 23 JUL	18:00	Preliminary Group C	30	ITA - JPN	3 - 2
SUN 23 JUL	21:00	Preliminary Group D	33	BRA - RUS	1 - 5
SUN 23 JUL	21:00	Preliminary Group D	32	GBR - KOR	4 - 2

GENÇLİK VE SPOR BAKANLIĞI
TÜRKİYE MİLLİ OLİMPİYAT KOMİTESİ
T.C. SAMSUN VALİLİĞİ
SAMSUN BÜYÜKŞEHİR BELEDİYESİ
ONDOKUZ MAYIS ÜNİVERSİTESİ
KRONOS
DEAFLYMPICS

WED 19 JUL 2017
Start Time 16:00
Game Duration: 01:56

Match Report
RUS vs KOR
3:0 (0:0)

Referee:	Ercan HELLAC (TUR)
Assistant Referee:	Bulent ULUDOGAN (TUR)
Assistant Referee:	Enes GORAL (TUR)
4th Official:	Burakcan OKSUZ (TUR)

Goal Scored:

ZANEGIN (RUS) 48' Action Goal, SHIRINYANTS (RUS) 75' Penalty Goal, BAKLANOV (RUS) 90'+4' Action Goal

RUS - Russia

[1]	PRONICHEV Denis (GK)
[2]	KIRICHUK Denis Alexandrovich
[3]	ABAZOV Betal
[4]	MISUNOV Leonid Alexandrovich
[6]	MAFTEUTSA Roman Nikolaevich
[7]	ZORIN Vladislav (C)
[10]	SHIRINYANTS Marat Arturovich
[11]	KOCHIEV Arkadiy (-68')
[12]	EVSTRATENKO (-90'+2')
[13]	KUDIN Denis Olegovich (-45')
[18]	VORONIN Nikolay

Substitutes

[5]	MEGED Evgeny N.
[8]	BAKLANOV Oleg (+68')
[9]	AFANASYEV Nikolay Viktorovich
[14]	TKACH Timofei Igorevich
[15]	BOITSOV Dmitrii
[16]	MIRONOV Artem (GK)
[17]	ZANEGIN Mikhail (+45')
[19]	PAVLUKOVICH (+90'+2')
[20]	CHUMAKOV Alik
[21]	DORKICHEV Sergey
[22]	AFANASYEV Aleksei (GK)

Coach IVANOV Dmitry (Russia)

KOR - South Korea

[1]	NHO Sung Hyun (GK)
[2]	KIM Jaeseok
[5]	KIM Gihyeon
[6]	PARK Jinyul
[7]	YOO Hochan
[8]	JUNG Horyeoung
[9]	BAE Sungjin
[10]	JEONG Junyeong (C)
[11]	KIM Jonghun
[14]	WUI Wonjun
[18]	CHOE Jae Hoon (-45'+3')

Substitutes

[3]	KIM Taeun
[4]	KIM Kwangjae
[12]	PARK Chae Seong
[13]	KANG Hyeonsu (+45'+3')
[15]	PARK Gyeongchan
[16]	KIM Hyungsun
[17]	PARK Hansol
[19]	KIM Ki-Woong
[20]	OH Junyoul
[21]	RUY Kilwoo (GK)

Coach YU Byungkwon (South Korea)

Cautions:

KUDIN (RUS) 38' , KIM (KOR) 72'

Expulsions:

Additional Time:

1st Half: 2 min., 2nd Half: 4 min.

WED 19 JUL 2017
Start Time 16:00
Game Duration: 01:56

Match Report
RUS vs KOR
3:0 (0:0)

RUS - Russia	STATISTICS	KOR - South Korea
15	Shots	5
10	Shots on Goal	2
13	Fouls	16
5	Corner Kicks	3
19	Free Kicks	21
1	Penalty Kicks	0
8	Offsides	3
0	Own Goals	0
1	Yellow Cards (Cautions)	1
0	Expulsions (2nd Yellow)	0
0	Red Cards (Expulsions)	0
59%	Ball Possession	41
36	Actual Playing Time	24

RUS - Russia

No.	Name	Pos	Min	GF	GA	SG/S	PK	Fouls		Y	Red Cards	
								FC	FS		2Y=R	R
1	PRONICHEV Denis	GK	96									
2	KIRICHUK Denis Alexandrovich		96						1			
3	ABAZOV Betal		96									
4	MISUNOV Leonid Alexandrovich		96						1			
6	MAFTEUTSA Roman Nikolaevich		96			1/1		3	2			
7	ZORIN Vladislav (C)		96						1			
10	SHIRINYANTS Marat Arturovich		96	1		1/2	1/1	2	4			
11	KOCHIEV Arkadiy		70			1/1		1	1			
12	EVSTRATENKO		93			1/3		3				
13	KUDIN Denis Olegovich		47					2		1		
18	VORONIN Nikolay		96			3/4			1			
Substitutes												
8	BAKLANOV Oleg		26	1		2/2		2	2			
17	ZANEGIN Mikhail		49	1		1/2			3			
19	PAVLUKOVICH Alexander		3									
			Totals	3		10/15	1/1	13	16	1		

KOR - South Korea

No.	Name	Pos	Min	GF	GA	SG/S	PK	Fouls		Y	Red Cards	
								FC	FS		2Y=R	R
1	NHO Sung Hyun	GK	96		3			1				
2	KIM Jaeseok		96					1				
5	KIM Gihyeon		96					1	1	1		
6	PARK Jinyul		96						1			
7	YOO Hochan		96					5				
8	JUNG Horyeoung		96					1	6			
9	BAE Sungjin		96					1				
10	JEONG Junyeong (C)		96					1	3			
11	KIM Jonghun		96			2/4		2	1			
14	WUI Wonjun		96			0/1		1	1			
18	CHOE Jae Hoon		48					1				
Substitutes												
13	KANG Hyeonsu		48					1				
			Totals		3	2/5		16	13	1		

LEGEND

(C)	Captain	**+nn**	Time when player substi	**2Y=**	2nd Yellow = Red Card	**AET**	After Extra Time	**DF**	Defender
FC	Fouls Committed	**FS**	Fouls Suffered	**FW**	Forward	**GA**	Goals Against	**GF**	Goals for
GK	Goalkeeper	**MF**	Midfielder	**Min**	Minutes Played	**-nn**	Time when player substi	**PK**	Penalty Kicks (Goals/Sh
PSO	Penalty Shoot-out	**R**	Red Cards (Expulsions)	**SG/**	Shots on Goal/Shots	**Y**	Yellow Card		

WED 19 JUL 2017
Start Time 16:00

Start List

KOR vs RUS

Referee: Ercan HELLAC (TUR)
Assistant Referee: Bulent ULUDOGAN (TUR)
Assistant Referee: Enes GORAL (TUR)
4th Official: Burakcan OKSUZ (TUR)

KOR - South Korea		Shirts: White		Shorts: Blue		Socks: White						
No.	Name	Pos	Date of Birth	Club	Heigh	Competition Statistics					
						MP	Min	GF	Y	2Y=	R
1	NHO Sung Hyun	GK	14 MAR 1986								
2	KIM Jaeseok		23 JUL 1991								
5	KIM Gihyeon		21 MAY 1991								
6	PARK Jinyul		4 JAN 1989								
7	YOO Hochan		12 FEB 1998								
8	JUNG Horyeoung		15 AUG 1995								
9	BAE Sungjin		30 AUG 1996								
10	JEONG Junyeong (C)		26 APR 1986								
11	KIM Jonghun		18 JUN 1997								
14	WUI Wonjun		5 MAR 1991								
18	CHOE Jae Hoon		14 SEP 1993								
Substitutes											
3	KIM Taeun		16 MAY 1986								
4	KIM Kwangjae		15 NOV 1977								
12	PARK Chae Seong		20 APR 1998								
13	KANG Hyeonsu		30 JUL 1997								
15	PARK Gyeongchan		15 JUN 1995								
16	KIM Hyungsun		24 DEC 1990								
17	PARK Hansol		30 DEC 1998								
19	KIM Ki-Woong		29 MAY 1981								
20	OH Junyoul		27 JUN 1984								
21	RUY Kilwoo	GK	27 JAN 1983								
Coach	YU Byungkwon (South Korea)										

RUS - Russia		Shirts: Red		Shorts: Red		Socks: Red						
No.	Name	Pos	Date of Birth	Club	Heigh	Competition Statistics					
						MP	Min	GF	Y	2Y=	R
1	PRONICHEV Denis	GK	31 DEC 1983								
2	KIRICHUK Denis Alexandrovich		20 FEB 1993								
3	ABAZOV Betal		22 MAR 1989								
4	MISUNOV Leonid Alexandrovich		10 MAY 1983								
6	MAFTEUTSA Roman Nikolaevich		18 MAY 1989								
7	ZORIN Vladislav (C)		30 NOV 1982								
10	SHIRINYANTS Marat Arturovich		7 JAN 1990								
11	KOCHIEV Arkadiy		30 JUL 1980								
12	EVSTRATENKO S.		25 OCT 1984								
13	KUDIN Denis Olegovich		16 NOV 1988								
18	VORONIN Nikolay		18 MAR 1993								
Substitutes											
5	MEGED Evgeny N.		23 MAY 1986								
8	BAKLANOV Oleg		16 OCT 1994								
9	AFANASYEV Nikolay Viktorovich		17 SEP 1986								
14	TKACH Timofei Igorevich		25 SEP 1993								
15	BOITSOV Dmitrii		3 OCT 1992								
16	MIRONOV Artem	GK	10 AUG 1994								
17	ZANEGIN Mikhail		18 MAY 1989								
19	PAVLUKOVICH Alexander		25 DEC 1995								
20	CHUMAKOV Alik		14 MAR 1995								
21	DORKICHEV Sergey		4 FEB 1982								
22	AFANASYEV Aleksei	GK	25 JUL 1984								
Coach	IVANOV Dmitry (Russia)										

Weather forecast: Partly Cloudy

FRI 21 JUL 2017
Start Time 20:00
Game Duration: 01:59

Match Report
RUS vs GBR
1:0 (1:0)

Referee:	Gokhan OZBULUT (TUR)	**Match Delegate:**	Hasan OZBULUT (TUR)
Assistant Referee:	Samet CICEK (TUR)	**Referee Observer:**	Kadir AKTURAN (TUR)
Assistant Referee:	Mesut HAKALMAZ (TUR)		
4th Official:	Teksen EKER (TUR)		

Goal Scored:

BAKLANOV (RUS) 21' Head Goal

RUS - Russia

[1]	PRONICHEV Denis (GK)
[2]	KIRICHUK (-74')
[3]	ABAZOV Betal
[4]	MISUNOV Leonid Alexandrovich
[5]	MEGED Evgeny N.
[6]	MAFTEUTSA Roman Nikolaevich
[7]	ZORIN Vladislav (C)
[8]	BAKLANOV Oleg (-89')
[10]	SHIRINYANTS Marat Arturovich
[15]	BOITSOV Dmitrii (-70')
[18]	VORONIN Nikolay

Substitutes

[9]	AFANASYEV (+74')
[11]	KOCHIEV Arkadiy (+89')
[12]	EVSTRATENKO (+70')
[13]	KUDIN Denis Olegovich
[14]	TKACH Timofei Igorevich
[16]	MIRONOV Artem
[17]	ZANEGIN Mikhail
[19]	PAVLUKOVICH Alexander
[20]	CHUMAKOV Alik
[21]	DORKICHEV Sergey
[22]	AFANASYEV Aleksei

Coach IVANOV Dimitry

GBR - Great Britain

[1]	BOYLE Thomas (GK)
[2]	ALLEN Thomas Henry
[4]	MILLENSTEAD Jeremy Thomas
[6]	LAMPERT Benjamin Michael
[7]	DOLAN Philip-John
[8]	GREGORY Nicholas John (-59')
[9]	CLARKE James Anthony (C)
[10]	MANOOCHEHRI Oliver
[14]	LEE Kimahrie
[15]	MCCARTHY Paul Ross (-75')
[20]	SWIFT Philip (-82')

Substitutes

[3]	WOOD Damien
[5]	BYFIELD Matthew Ian Steven
[11]	COSTI Marios
[16]	LLEWELLYN Adam
[17]	KAMPS Philip (+59')
[18]	CASEY Rylan
[19]	CAMERON Stuart Deans (+82')
[21]	MACE Daniel (+75')
[22]	THOMAS Adam (GK)

Coach HUMPHREYS Dean

Cautions:

LAMPERT (GBR) 25' , BOITSOV (RUS) 26' , SHIRINYANTS (RUS) 90'+3' , MEGED (RUS) 90'+5'

Expulsions:

Additional Time:

1st Half: 1 min., 2nd Half: 5 min.

FRI 21 JUL 2017
Start Time 20:00
Game Duration: 01:59

Match Report
RUS vs GBR
1:0 (1:0)

RUS - Russia	STATISTICS	GBR - Great Britain
15	Shots	11
6	Shots on Goal	2
18	Fouls	16
7	Corner Kicks	5
20	Free Kicks	22
0	Penalty Kicks	0
4	Offsides	4
0	Own Goals	0
3	Yellow Cards (Cautions)	1
0	Expulsions (2nd Yellow)	0
0	Red Cards (Expulsions)	0
53%	Ball Possession	47
30	Actual Playing Time	27

RUS - Russia

No.	Name	Pos	Min	GF	GA	SG/S	PK	Fouls		Y	Red Cards	
								FC	FS		2Y=R	R
1	PRONICHEV Denis	GK	96									
2	KIRICHUK Denis Alexandrovich		75			0/2		2	3			
3	ABAZOV Betal		96			0/1		1				
4	MISUNOV Leonid Alexandrovich		96			0/1			4			
5	MEGED Evgeny N.		96					3	1	1		
6	MAFTEUTSA Roman Nikolaevich		96			1/1			2			
7	ZORIN Vladislav (C)		96						1			
8	BAKLANOV Oleg		90	1		2/4		2	2			
10	SHIRINYANTS Marat Arturovich		96			1/2		6	1	1		
15	BOITSOV Dmitrii		70					2		1		
18	VORONIN Nikolay		96			2/4		1				
Substitutes												
9	AFANASYEV Nikolay Viktorovich		21					1				
11	KOCHIEV Arkadiy		6									
12	EVSTRATENKO		26						1			
			Totals	1		6/15		18	15	3		

GBR - Great Britain

No.	Name	Pos	Min	GF	GA	SG/S	PK	Fouls		Y	Red Cards	
								FC	FS		2Y=R	R
1	BOYLE Thomas	GK	96		1				1			
2	ALLEN Thomas Henry		96					1				
4	MILLENSTEAD Jeremy Thomas		96					1	4			
6	LAMPERT Benjamin Michael		96					1	1	1		
7	DOLAN Philip-John		96			0/3		6	3			
8	GREGORY Nicholas John		60			0/1		2				
9	CLARKE James Anthony (C)		96			0/3		1				
10	MANOOCHEHRI Oliver		96			2/4		2	2			
14	LEE Kimahrie		96					1	1			
15	MCCARTHY Paul Ross		76						1			
20	SWIFT Philip		82									
Substitutes												
17	KAMPS Philip		36					1				
19	CAMERON Stuart Deans		14						2			
21	MACE Daniel		20						1			
			Totals		1	2/11		16	16	1		

FRI 21 JUL 2017
Start Time 20:00

Start List

RUS vs GBR

Referee: Gokhan OZBULUT (TUR)
Assistant Referee: Samet CICEK (TUR)
Assistant Referee: Mesut HAKALMAZ (TUR)
4th Official: Teksen EKER (TUR)
Match Delegate: Hasan OZBULUT (TUR)
Referee Observer: Kadir AKTURAN (TUR)

RUS - Russia — Shirts: Red — Shorts: Red — Socks: Red

No.	Name	Pos	Date of Birth	Club	Heigh	Competition Statistics					
						MP	Min	GF	Y	2Y=	R
1	PRONICHEV Denis	GK	31 DEC 1983			1	96				
2	KIRICHUK Denis Alexandrovich		20 FEB 1993			1	96				
3	ABAZOV Betal		22 MAR 1989			1	96				
4	MISUNOV Leonid Alexandrovich		10 MAY 1983			1	96				
5	MEGED Evgeny N.		23 MAY 1986								
6	MAFTEUTSA Roman Nikolaevich		18 MAY 1989			1	96				
7	ZORIN Vladislav (C)		30 NOV 1982			1	96				
8	BAKLANOV Oleg		16 OCT 1994			1	26	1			
10	SHIRINYANTS Marat Arturovich		7 JAN 1990			1	96	1			
15	BOITSOV Dmitrii		3 OCT 1992								
18	VORONIN Nikolay		18 MAR 1993			1	96				
Substitutes											
9	AFANASYEV Nikolay Viktorovich		17 SEP 1986								
11	KOCHIEV Arkadiy		30 JUL 1980			1	70				
12	EVSTRATENKO S.		25 OCT 1984			1	93				
13	KUDIN Denis Olegovich		16 NOV 1988			1	47		1		
14	TKACH Timofei Igorevich		25 SEP 1993								
16	MIRONOV Artem		10 AUG 1994								
17	ZANEGIN Mikhail		18 MAY 1989			1	49	1			
19	PAVLUKOVICH Alexander		25 DEC 1995			1	3				
20	CHUMAKOV Alik		14 MAR 1995								
21	DORKICHEV Sergey		4 FEB 1982								
22	AFANASYEV Aleksei		25 JUL 1984								
Coach	IVANOV Dimitry										

RUS Played		
PR	KOR	3-0

GBR - Great Britain — Shirts: White — Shorts: White — Socks: White

No.	Name	Pos	Date of Birth	Club	Heigh	Competition Statistics					
						MP	Min	GF	Y	2Y=	R
1	BOYLE Thomas	GK	24 DEC 1989			1	95				
2	ALLEN Thomas Henry		22 APR 1988			1	95				
4	MILLENSTEAD Jeremy Thomas		24 SEP 1986								
6	LAMPERT Benjamin Michael		28 APR 1985			1	31				
7	DOLAN Philip-John		18 JUN 1987			1	95	1			
8	GREGORY Nicholas John		30 SEP 1981			1	6				
9	CLARKE James Anthony (C)		21 MAR 1990			1	95	2			
10	MANOOCHEHRI Oliver		11 DEC 1989			1	91	1			
14	LEE Kimahrie		6 SEP 1993			1	95				
15	MCCARTHY Paul Ross		18 DEC 1991			1	95				
20	SWIFT Philip		2 MAR 1990			1	89	1			
Substitutes											
3	WOOD Damien		18 JAN 1987			1	64				
5	BYFIELD Matthew Ian Steven		18 SEP 1986			1	95				
11	COSTI Marios		29 SEP 1986								
16	LLEWELLYN Adam		27 OCT 1993								
17	KAMPS Philip		28 SEP 1993			1	95				
18	CASEY Rylan		1 OCT 1999								
19	CAMERON Stuart Deans		4 AUG 1986			1	4				
21	MACE Daniel		29 JUN 1995								
22	THOMAS Adam	GK	19 JUL 1997								
Coach	HUMPHREYS Dean										

GBR Played		
PR	BRA	5-1

Weather forecast: Clear Night Temperature: 25°C Humidity: 62%

SUN 23 JUL 2017
Start Time 21:00
Game Duration: 01:56

Match Report
BRA vs RUS
1:5 (1:4)

Referee:	Rahmi Emrah ACAR (TUR)	**Match Delegate:**	FEARON N.P. (IRL)
Assistant Referee:	Emircan ÇAGLA (TUR)	**Referee Observer:**	Kadir AKTURAN (TUR)
Assistant Referee:	Enes GÖRAL (TUR)		
4th Official:	Pedro COSTA (POR)		

Goal Scored:

KOCHIEV (RUS) 6' Action Goal, BAKLANOV (RUS) 11' Action Goal, EVSTRATENKO (RUS) 13' Action Goal, ZORIN (RUS) 30' Action Goal, GOUVEIA (BRA) 38' Action Goal, VORONIN (RUS) 88' Action Goal

BRA - Brazil

[2]	FIGUEROA Vitor Theotonio
[3]	GAUDENCIO Joao Batista (C)
[4]	LIMA Marcelo Pereira
[5]	GOMES Sergio
[7]	DA SILVA Douglas Candido
[8]	SOUZA Fabio Teixeira
[11]	NASCIMENTO (-81')
[14]	FERREIRA Henrique Alan
[17]	GOUVEIA (-76')
[18]	ESTEVES Thiago Canizio (-62')
[22]	SILVA Luciano Henrique (GK)

Substitutes

[1]	AZEVEDO Lindolfo Soares (GK)
[6]	ALVES Jordi Jose Da Silva
[9]	SANTOS Danilo Nogueira (+76')
[10]	DE OLIVEIRA (+62')
[12]	EUGENIO Jeferson Lopes
[13]	GOMES Marcos Vinicius (+81')
[15]	MARQUES Rafael Bruno

Coach MOUSINHO Paulo Cesar De Freit

RUS - Russia

[2]	KIRICHUK Denis Alexandrovich
[3]	ABAZOV Betal
[4]	MISUNOV Leonid Alexandrovich
[7]	ZORIN Vladislav (-73')
[8]	BAKLANOV Oleg
[11]	KOCHIEV Arkadiy (-34')
[12]	EVSTRATENKO
[15]	BOITSOV Dmitrii
[16]	MIRONOV Artem (GK)
[18]	VORONIN Nikolay
[19]	PAVLUKOVICH Alexander (-56')

Substitutes

[1]	PRONICHEV Denis (GK)
[5]	MEGED Evgeny N. (+34')
[6]	MAFTEUTSA Roman Nikolaevich
[9]	AFANASYEV (+56')
[10]	SHIRINYANTS Marat Arturovich
[13]	KUDIN Denis Olegovich
[14]	TKACH (+73')
[17]	ZANEGIN Mikhail
[20]	CHUMAKOV Alik
[21]	DORKICHEV Sergey
[22]	AFANASYEV Aleksei (GK)

Coach IVANOV Dimitry

Cautions:

DA SILVA (BRA) 36' , MEGED (RUS) 54' , KIRICHUK (RUS) 74' , DE OLIVEIRA (BRA) 75' , GOMES (BRA) 85' , SOUZA (BRA) 85'

Expulsions:

Additional Time:

1st Half: 2 min., 2nd Half: 3 min.

SUN 23 JUL 2017
Start Time 21:00
Game Duration: 01:56

Match Report
BRA vs RUS
1:5 (1:4)

BRA - Brazil	STATISTICS	RUS - Russia
8	Shots	24
4	Shots on Goal	9
9	Fouls	20
5	Corner Kicks	4
26	Free Kicks	14
0	Penalty Kicks	0
5	Offsides	6
0	Own Goals	0
4	Yellow Cards (Cautions)	2
0	Expulsions (2nd Yellow)	0
0	Red Cards (Expulsions)	0
42%	Ball Possession	58%
24	Actual Playing Time	33

BRA - Brazil

No.	Name	Pos	Min	GF	GA	SG/S	PK	Fouls		Y	Red Cards	
								FC	FS		2Y=R	R
2	FIGUEROA Vitor Theotonio		95						1			
3	GAUDENCIO Joao Batista (C)		95									
4	LIMA Marcelo Pereira		95			0/1		1	4			
5	GOMES Sergio		95						2			
7	DA SILVA Douglas Candido		95			0/1		2	3	1		
8	SOUZA Fabio Teixeira		95						4	1		
11	NASCIMENTO Eberson Rocha		82			1/2		2	3			
14	FERREIRA Henrique Alan		95					1				
17	GOUVEIA Douglas De Oliveira		78	1		1/1		1	1			
18	ESTEVES Thiago Canizio		63			1/1						
22	SILVA Luciano Henrique	GK	95		5							
Substitutes												
9	SANTOS Danilo Nogueira		17			0/1			1			
10	DE OLIVEIRA Otavio Stella		32			1/1		1	1	1		
13	GOMES Marcos Vinicius		13					1		1		
			Totals	1	5	4/8		9	20	4		

RUS - Russia

No.	Name	Pos	Min	GF	GA	SG/S	PK	Fouls		Y	Red Cards	
								FC	FS		2Y=R	R
2	KIRICHUK Denis Alexandrovich		95			0/1		1	2	1		
3	ABAZOV Betal		95					2				
4	MISUNOV Leonid Alexandrovich		95			1/2			2			
7	ZORIN Vladislav		75	1		1/1		1				
8	BAKLANOV Oleg		95	1		2/5		4	1			
11	KOCHIEV Arkadiy		34	1		2/3		1				
12	EVSTRATENKO		95	1		1/4		3				
15	BOITSOV Dmitrii		95			0/2		3	1			
16	MIRONOV Artem	GK	95		1							
18	VORONIN Nikolay		95	1		2/4			1			
19	PAVLUKOVICH Alexander		58									
Substitutes												
5	MEGED Evgeny N.		61					2	1	1		
9	AFANASYEV Nikolay Viktorovich		37			0/2		2				
14	TKACH Timofei Igorevich		20						1			
			Totals	5	1	9/24		20	9	2		

SUN 23 JUL 2017
Start Time 21:00

Start List

BRA vs RUS

Referee: Rahmi Emrah ACAR (TUR)
Assistant Referee: Emircan ÇAGLA (TUR)
Assistant Referee: Enes GÖRAL (TUR)
4th Official: Pedro COSTA (POR)
Match Delegate: FEARON N.P. (IRL)
Referee Observer: Kadir AKTURAN (TUR)

BRA - Brazil

Shirts: Yellow **Shorts:** Blue **Socks:** White

No.	Name	Pos	Date of Birth	Club	Height	Competition Statistics					
						MP	Min	GF	Y	2Y=R	R
2	FIGUEROA Vitor Theotonio		24 JUL 1994			2	192				
3	GAUDENCIO Joao Batista (C)		7 MAY 1982			2	192		1		
4	LIMA Marcelo Pereira		5 JUL 1987			2	157				
5	GOMES Sergio		22 JUN 1987			2	192		1		
7	DA SILVA Douglas Candido		28 DEC 1989			2	192		1		
8	SOUZA Fabio Teixeira		10 OCT 1983			2	192				
11	NASCIMENTO Eberson Rocha		10 SEP 1990			2	192				
14	FERREIRA Henrique Alan		2 JUN 1985			1	35				
17	GOUVEIA Douglas De Oliveira		4 NOV 1991			2	98	1			
18	ESTEVES Thiago Canizio		12 DEC 1986			2	88				
22	SILVA Luciano Henrique	GK	3 JAN 1996			1	97				
Substitutes											
1	AZEVEDO Lindolfo Soares	GK	26 APR 1983			1	95		1		
6	ALVES Jordi Jose Da Silva		15 NOV 1995			2	97				
9	SANTOS Danilo Nogueira		23 MAY 1986			2	142				
10	DE OLIVEIRA Otavio Stella		12 FEB 1998			2	134				
12	EUGENIO Jeferson Lopes		3 NOV 1992								
13	GOMES Marcos Vinicius		30 JUN 1984								
15	MARQUES Rafael Bruno		22 NOV 1985			1	17				
Coach	MOUSINHO Paulo Cesar De Freit										

BRA Played		
PR	GBR	1-5
PR	KOR	0-2

RUS - Russia

Shirts: Red **Shorts:** Red **Socks:** Red

No.	Name	Pos	Date of Birth	Club	Height	Competition Statistics					
						MP	Min	GF	Y	2Y=R	R
2	KIRICHUK Denis Alexandrovich		20 FEB 1993			2	171				
3	ABAZOV Betal		22 MAR 1989			2	192				
4	MISUNOV Leonid Alexandrovich		10 MAY 1983			2	192				
7	ZORIN Vladislav		30 NOV 1982			2	192				
8	BAKLANOV Oleg		16 OCT 1994			2	116	2			
11	KOCHIEV Arkadiy		30 JUL 1980			2	76				
12	EVSTRATENKO S.		25 OCT 1984			2	119				
15	BOITSOV Dmitrii		3 OCT 1992			1	70		1		
16	MIRONOV Artem	GK	10 AUG 1994								
18	VORONIN Nikolay		18 MAR 1993			2	192				
19	PAVLUKOVICH Alexander		25 DEC 1995			1	3				
Substitutes											
1	PRONICHEV Denis	GK	31 DEC 1983			2	192				
5	MEGED Evgeny N.		23 MAY 1986			1	96		1		
6	MAFTEUTSA Roman Nikolaevich		18 MAY 1989			2	192				
9	AFANASYEV Nikolay Viktorovich		17 SEP 1986			1	21				
10	SHIRINYANTS Marat Arturovich		7 JAN 1990			2	192	1	1		
13	KUDIN Denis Olegovich		16 NOV 1988			1	47		1		
14	TKACH Timofei Igorevich		25 SEP 1993								
17	ZANEGIN Mikhail		18 MAY 1989			1	49	1			
20	CHUMAKOV Alik		14 MAR 1995								
21	DORKICHEV Sergey		4 FEB 1982								
22	AFANASYEV Aleksei	GK	25 JUL 1984								
Coach	IVANOV Dimitry										

RUS Played		
PR	KOR	3-0
PR	GBR	1-0

Weather forecast: Clear Night Temperature: 24°C Humidity: 61%

GENÇLİK VE SPOR BAKANLIĞI
TÜRKİYE MİLLİ OLİMPİYAT KOMİTESİ
SAMSUN VALİLİĞİ
SAMSUN BÜYÜKŞEHİR BELEDİYESİ
ONDOKUZ MAYIS ÜNİVERSİTESİ
KRONOS
DEAFLYMPICS

Top Scorers

As of SUN 30 JUL 2017 at 18:59

Rank	Name	Team	Goals	Played
1	CLARKE James Anthony	Great Britain	6	6
1	SU Esref Metin	Turkey	6	5
3	KHALIFA Mostafa Abdelrahman	Egypt	5	6
4	JAAFARI Mohammed Mousa	Saudi Arabia	4	3
4	AFANASYEV Nikolay Viktorovich	Russia	4	5
4	BAKLANOV Oleg	Russia	4	6
7	MESTRE PICON Ricardo Andres	Argentina	3	2
7	YASSEIN Hamada	Egypt	3	6
7	ER Huseyin	Turkey	3	5
10	GOUVEIA Douglas De Oliveira	Brazil	2	3
10	ELBANA Hossam Maher	Egypt	2	5
10	CHRIST Benjamin	Germany	2	5
10	NOWARK Steven	Germany	2	5
10	ZALLA Raisi	Germany	2	5
10	CIGNA Luigi	Italy	2	6
10	CONDELLO Dustin Scott	Italy	2	6
10	TERRANOVA Salvatore	Italy	2	6
10	FURUSHIMA Keita	Japan	2	3
10	YOSHINO Yuki	Japan	2	3
10	JEONG Junyeong	South Korea	2	3
10	KIM Jonghun	South Korea	2	3
10	ALJOUDI Abdul Rahman	Saudi Arabia	2	2
10	SHIRINYANTS Marat Arturovich	Russia	2	5
10	VORONIN Nikolay	Russia	2	6
10	SIMSEK Murat	Turkey	2	5
10	STATIVKA Oleksii	Ukraine	2	6
27	HAMED ABDELHAY Mohamed Abdelhamed	Egypt	1	6
27	BYFIELD Matthew Ian Steven	Great Britain	1	4
27	CAMERON Stuart Deans	Great Britain	1	5
27	CASEY Rylan	Great Britain	1	3
27	DOLAN Philip-John	Great Britain	1	6
27	MANOOCHEHRI Oliver	Great Britain	1	4
27	SWIFT Philip	Great Britain	1	4
27	PLANK David	Germany	1	4
27	TRAPPE Fabian	Germany	1	4
27	ZAPF Andre	Germany	1	5
27	AHMADVAND Aliakbar	Iran	1	5
27	MESBAHI Hossein	Iran	1	1
27	MOHAMMADI Milad	Iran	1	2
27	RAJAEINEJAD Reza	Iran	1	4
27	HAYASHI Kodai	Japan	1	3
27	NISHI Daisuke	Japan	1	3
27	MOBARKI Hassan Mohammed	Saudi Arabia	1	3
27	EVSTRATENKO Sergey Vasilyevich	Russia	1	6
27	KOCHIEV Arkadiy	Russia	1	5

GENÇLİK VE SPOR BAKANLIĞI
TÜRKİYE MİLLİ OLİMPİYAT KOMİTESİ
SAMSUN VALİLİĞİ
ONDOKUZ MAYIS ÜNİVERSİTESİ
SAMSUN BÜYÜKŞEHİR BELEDİYESİ
KRONOS
DEAFLYMPICS

Top Scorers

As of SUN 30 JUL 2017 at 18:59

27	ZANEGIN Mikhail	Russia	1	1
27	ZORIN Vladislav	Russia	1	6
27	AYDENIZ Orhan	Turkey	1	5
27	KAYA Firat	Turkey	1	4
27	KURT Hakan	Turkey	1	6
27	SUNMEZ Imamettin	Turkey	1	6
27	BAYEV Sergiy	Ukraine	1	4
27	BIELOUSOV Dmytro	Ukraine	1	5
27	PUSTOVIT Viktor	Ukraine	1	5
27	REUTOV Ihor	Ukraine	1	6

Events Summary

As of SUN 30 JUL 2017 at 19:00

RUS - Russia

Played	No.	Name	Shirt Name	Pos	Goals	Yellow Cards	Double Yellow Cards	Red Cards
5	1	PRONICHEV Denis	PRONICHEV	GK	-	1	-	-
6	2	KIRICHUK Denis Alexandrovich	KIRICHUK		-	1	-	-
6	3	ABAZOV Betal	ABAZOV		-	-	-	-
6	4	MISUNOV Leonid Alexandrovich	MISUNOV		-	2	-	-
3	5	MEGED Evgeny N.	MEGED		-	2	-	-
4	6	MAFTEUTSA Roman Nikolaevich	MAFTEUTSA		-	-	-	-
6	7	ZORIN Vladislav	ZORIN		1	-	-	-
6	8	BAKLANOV Oleg	BAKLANOV		4	1	-	-
5	9	AFANASYEV Nikolay Viktorovich	AFANASYEV		4	-	-	-
5	10	SHIRINYANTS Marat Arturovich	SHIRINYANTS		2	1	-	-
5	11	KOCHIEV Arkadiy	KOCHIEV		1	-	-	-
6	12	EVSTRATENKO Sergey Vasilyevich	EVSTRATENKO		1	1	-	-
3	13	KUDIN Denis Olegovich	KUDIN		-	1	-	-
2	14	TKACH Timofei Igorevich	TKACH		-	-	-	-
4	15	BOITSOV Dmitrii	BOITSOV		-	1	-	-
1	16	MIRONOV Artem	MIRONOV	GK	-	-	-	-
1	17	ZANEGIN Mikhail	ZANEGIN		1	-	-	-
6	18	VORONIN Nikolay	VORONIN		2	1	-	-
3	19	PAVLUKOVICH Alexander	PAVLUKOVICH		-	-	-	-
1	20	CHUMAKOV Alik	CHUMAKOV		-	-	-	-
-	21	DORKICHEV Sergey	DORKICHEV		-	-	-	-
-	22	AFANASYEV Aleksei	AFANASYEV		-	-	-	-
		TOTALS			**16**	**12**	**-**	**-**

LEGEND

DF Defender **FW** Forward **GK** Goalkeeper **MF** Midfielder **Pos** Position